

Date: November 15, 2022

To,
The Manager,
Bombay Stock Exchange Limited
Phiroze Jeejeebhoy Towers, Dalal Street, Fort,
Mumbai – 400001.

Scrip Code: 540654

Subject: Revision in the outcome of the Board Meeting held on Monday, November 14, 2022.

Ref: Regulation 30 read with Regulation 33 of the SEBI (Listing Obligations and Disclosures Requirements), 2015

Dear Sir/Madam,

With reference to the captioned subject, please note that there was an inadvertent typographical and formatting error in the Financial Results for the quarter and half year ended September 30, 2022 uploaded on the Stock Exchange pursuant to the Board Meeting held on Monday November 14, 2022.

As a result, we are hereby uploading the revised Financial Results and Outcome of the Board Meeting as a complete disclosure of the SEBI (LODR) Regulations requirements for your reference and records.

Kindly take the above on record.

FOR GLOBALSPACE TECHNOLOGIES LIMITED

Swati Arora
Company Secretary and Compliance Officer
Membership No. A44529

GLOBALSPACE TECHNOLOGIES LIMITED

Formerly known as 'GlobalSpace Technologies Private Limited'

Formerly known as 'GlobalSpace Tech Private Limited'

Regd. Off: Office No. 605, 6th Floor, Rupa Solitiare Building, Millennium Business Park, Mahape, Navi Mumbai 400710

Tel.: 022-49452000 | **Email:** info@globalspace.in | **Website:** www.globalspace.in

CIN: L64201MH2010PLC211219



Independent Auditor's Review Report on Standalone Unaudited Quarterly Financial Results and Year to Date Results of the Company Pursuant to the Regulation 33 of the SEBI (Listing Obligations and Disclosure Requirements) Regulations, 2015 (as amended)

To the Board of Directors of
GlobalSpace Technologies Limited

1. We have reviewed the unaudited financial results of GlobalSpace Technologies Limited (the 'Company') for the quarter ended September 30, 2022 (the 'Statement') attached herewith being submitted by the Company pursuant to Regulation 33 of the SEBI (Listing Obligations and Disclosure Requirements) Regulations, 2015 read with SEBI circular No.CIR/CFD/FAC/62/2016 dated July 5, 2016 which has been initialed by us for identification purposes.
2. The preparation of the Statement in accordance with the recognition and measurement principles laid down in Indian Accounting Standard 34 Interim Financial Reporting (Ind As 34) prescribed under section 133 of the Companies Act 2013 and Rule 3 of Companies (Indian Accounting Standards) Rules 2015 read with SEBI Circular No.CIR/CFD/FAC/621 2016 dated July 5, 2016 is the responsibility of the Company's Management and has been approved by the Board of Directors. Our responsibility is to issue a report on these financial statements based on our review.
3. We conducted our review of the Statement in accordance with the Standard on Review Engagement (SRE) 2410, Review of Interim Financial Information Performed by the Independent Auditor of the Entity issued by the Institute of Chartered Accountants of India. This Standard requires that we plan and perform the review to obtain moderate assurance as to whether the Statement is free of material misstatement. A review is limited primarily to inquiries of company personnel and analytical procedures applied to financial data and thus provide less assurance than an audit. We have not performed an audit and accordingly, we do not express an audit opinion.
4. Based on our review conducted as stated above, nothing has come to our attention that causes us to believe that the accompanying Statement prepared in accordance with the aforesaid Accounting Standards and other accounting principles generally accepted in India has not disclosed the information required to be disclosed in terms of Regulation 33





SHWETA JAIN & CO.

CHARTERED ACCOUNTANTS

of the SEBI (Listing Obligations and Disclosure Requirements) Regulations, 2015 read with SEBI circular No.CIR/CFD/FAC/62/2016 dated July 5, 2016 including the manner in which it is to be disclosed, or that it contains any material misstatement, except for the following:

- The Inventory register available for audit didn't have details for quantity inwards and quantity outwards movement of the inventory.

For Shweta Jain & Co
Chartered Accountants
FRN – 127673W

Priyanka


CA Priyanka Jaju
Partner
MRN - 416197
UDIN -22416197BDBLQP7310

Thane, November 14, 2022

GlobalSpace Technologies Limited

Address: 605, Rupa Solitaire Building, Millenium Business Park, Navi Mumbai, Thane - 400710

CIN: L64201MH2010PLC211219

Tel No : 022-49452015, Email id:- cs@globalspace.in, website:- www.globalspace.in

Extract of Un-Audited Standalone Financial Results for the quarter ended September 30, 2022

Sr. No.	Particulars	Standalone					
		Quarter Ended			Half year Ended		Year Ended
		30-Sep-22 (Un-Audited)	30-Jun-22 (Un-Audited)	30-Sep-21 (Un-Audited)	30-Sep-22 (Un-Audited)	30-Sep-21 (Un-Audited)	31-Mar-22 (Audited)
1	INCOME						
a.	Revenue from operation	534.00	210.63	164.64	744.62	603.16	911.05
b.	Other Income	3.52	3.38	0.00	6.90	0.04	4.34
	Total Income	537.52	214.01	164.64	751.52	603.20	915.39
2	Expenses						
	Cost Of materials Consumed	69.17	175.77	199.72	244.94	223.14	223.13
	Changes in Inventory of Stock in trade	222.28	(166.00)	(203.90)	56.28	(153.21)	(150.49)
	Employee Benefits Expenses	28.25	25.29	30.93	53.54	62.46	94.58
	Depreciation and Amortisation Expenses	85.98	87.30	97.47	173.28	197.05	417.53
	Other Expenses	66.40	35.33	5.73	101.73	69.66	175.99
	Total Expenses	472.08	157.69	129.95	629.78	399.10	760.74
3	Profit / (Loss) from operations before other income, finance costs and exceptional	65.43	56.32	34.69	121.75	204.10	154.65
	Exceptional Items						
4	Other Income						
5	Profit / (Loss) from ordinary activities before finance costs and exceptional items (3 + 4)	65.43	56.32	34.69	121.75	204.10	154.65
6	Finance Cost	(52.76)	(51.44)	(34.33)	(104.20)	(52.55)	(141.46)
7	Profit / (Loss) from ordinary activities after finance costs but before exceptional items (5 + 6)	12.67	4.88	0.36	17.55	151.55	13.18
8	Exceptional Items						
9	Profit / (Loss) from ordinary activities before tax (7 + 8)	12.67	4.88	0.36	17.55	151.55	13.18
10	Tax Expense						
	Current Tax	3.80	1.46	-	5.26	30.84	8.68
	Deferred Tax	-	-	-	-	4.87	3.80
	Total Tax Expenses	3.80	1.46	-	5.26	35.71	12.48
11	Net Profit / (Loss) from ordinary activities after tax (9 + 10)	8.87	3.42	0.36	12.28	115.84	0.70
12	Extraordinary Items						
	Items that will not be reclassified into Profit or Loss	-	-	-			3.25
13	Net Profit / (Loss) for the period (11 + 12)	8.87	3.42	0.36	12.28	115.84	3.95
14	Paid-up Equity Share Capital (Face Value of Re. 10 /- each)	1,145.66	1,145.66	1,145.66	1,145.66	1,145.66	1,145.66
15	Reserve excluding Revaluation Reserves as per balance sheet of previous accounting year	2,413.00	2,409.58	2,441.61	2,409.58	2,498.23	2,409.58
16	Earnings per Equity Share (of Rs. 10/- each)						
	Basic	0.08	0.03	0.00	0.11	1.01	0.03
	Diluted	0.08	0.03	0.00	0.11	1.01	0.03

Notes:

- The above results were reviewed by the Audit Committee and taken on record by the Board of Directors at their meeting held on 14th Nov, 2021. The Statutory auditors have conducted the audit of the financial statements and have expressed an un qualified audit opinion.
- The Company had migrated to the main board of the Bombay Stock Exchange Limited from its SME platform on February 14, 2020.
- The Group operates in a single segment. Hence, segment reporting is not applicable.
- Previous period figures have been re-grouped / re-classified wherever necessary.

For Shweta Jain & Co
Chartered Accountants
FRN-127673W

Priyanka
CA Priyanka Jaju
(Partner)

MRN:416197
UDIN- 22416197BDBLQP7310
Date: November 14 2022
Place: Thane

For Globalspace Technologies Limited

Krishna
Krishna Murari Singh
Chairman and Managing Director

DIN : 03160366

Date: November 14 2022
Place: Navi Mumbai

Extract of Un-Audited Standalone and Consolidated Financial Results for the quarter ended September 30, 2022

Sr.No	Particulars	Standalone			
		Quarter Ended			Year Ended
		30-Sep-22 (Un-Audited)	30-Jun-22 (UnAudited)	30-Sep-21 (Un-Audited)	31-Mar-22 (Audited)
I ASSETS					
1 Non-current assets					
(a) Property, plant and equipment	1,073.61	1,104.09	487.21	1,305.06	
(b) Capital work-in-progress				-	
(c) Investment property				-	
(d) Goodwill				-	
(d) Other intangible assets	996.61	1,041.63	738.94	923.24	
(e) Other intangible assets				-	
(f) Intangible assets under development	181.98	163.08	211.66	140.97	
(g) Biological assets other than bearer plants				-	
(h) Financial assets				-	
(i) Investments	210.32	210.32	210.32	210.32	
(ii) Trade receivables				-	
(iii) Other financial assets	1,144.34	1,144.34	1,050.43	1,149.82	
(j) Deferred tax assets (net)				-	
(j) Non current tax assets			10.57	-	
(k) Other non current assets	16.78	16.78	8.66	16.78	
Total of non current assets	3,623.64	3,680.23	2,717.79	3,746.19	
2 Current Assets					
(a) Inventories	615.80	838.08	674.80	672.08	
(b) Financial assets				-	
(i) Investments				-	
(ii) Trade receivables	1,293.74	1,512.11	1,112.64	1,316.69	
(iii) Cash and cash equivalents	0.62	0.75	0.75	0.75	
(iv) Bank balances other than cash and cash equivalents				-	
(v) Loans	23.47	196.30	191.58	172.73	
(vi) Others financial assets				-	
(c) Other current assets	760.18	351.36	419.33	524.53	
Total current assets	2,693.81	2,898.59	2,399.10	2,686.78	
Assets held-for-sale/Assets included in disposal group(s) held-for-sale					
Total assets	6,317.45	6,578.83	5,116.89	6,432.97	
II EQUITY AND LIABILITIES					
1 Equity					
(a) Equity share capital	1,145.66	1,145.66	1,145.66	1,145.66	
(b) Instruments entirely equity in nature				-	
(c) Other equity	2,421.86	2,413.00	2,546.00	2,409.58	
(c) Non Controlling Interest					
Total equity	3,567.52	3,558.66	3,691.66	3,555.24	
2 Liabilities					
i Non-current liabilities					
(a) Financial liabilities					
(i) Borrowings	1,384.05	1,689.34	603.72	1,291.40	
(ii) Trade payables					
Total outstanding dues of micro enterprises and small enterprises				-	
Total outstanding dues of creditors other than micro enterprises and small enterprises				-	
(b) Provisions				13.06	
(c) Deferred tax liabilities (net)	50.17	50.17	49.98	50.17	
(d) Other non current liabilities				-	
Total of non current liabilities	1,434.22	1,739.51	653.70	1,354.62	
ii Current Liabilities					
(a) Financial Liabilities					
(i) Borrowings	1,058.62	1,038.07	648.29	1,128.13	
(ii) Trade payables					
Total outstanding dues of micro enterprises and small enterprises				-	
Total outstanding dues of creditors other than micro enterprises and small enterprises	31.90	110.79	51.92	108.45	
(iii) Other financial liabilities				-	
(b) Other financial liabilities				231.53	
(c) Other current liabilities	189.57	100.02	40.48	54.74	
(d) Provisions	35.61	31.80	30.84	0.27	
Total current liabilities	1,315.71	1,280.67	771.53	1,523.11	
Liabilities classified as held for sale / liabilities included in disposal group held for sale					
Total liabilities	2,749.93	3,020.18	1,425.23	2,877.73	
Total equity and liabilities	6,317.45	6,578.83	5,116.89	6,432.97	

0.00 - 0.00

For Shweta Jain & Co
Chartered Accountants
FRN-127673W



CA Priyanka Jaju
(Partner)
MRN:416197
UDIN- 22416197BDBLQP7310
Date: November 14 2022
Place: Thane

For Globalspace Technologies Limited



Krishna Murari Singh
Chairman and Managing Director
DIN : 03160366

Date: November 14 2022
Place: Navi Mumbai

Sr.No.	Particulars	For the half year ended Sept 30 , 2022	For the half year ended Sept 30 , 2021	For the year ended March 31 , 2022
A	Cash Flow From Operating Activities			
	Net profit before tax	17.55	151.55	13.18
	Adjustments for:			
	Non Controlling Interest			
	Provision for expected credit loss	(14.15)	2.75	0.20
	Depreciation/amortisation	173.28	197.05	417.53
	Interest and finance charges	52.76	52.55	141.46
	OCI adjustments		-	4.51
	Interest income		-	(4.34)
	Operating profit before working capital changes	229.45	403.90	572.54
	Adjustments:			
	Trade receivables	22.96	(7.78)	(171.71)
	Inventories	56.28	(153.21)	(150.49)
	Loans	149.26	(109.96)	(91.12)
	Other current assets/other non current financial assets	(185.94)	(93.14)	(341.95)
	Trade payables	(76.55)	(4.54)	18.66
	Other current liabilities	(96.69)	(547.50)	(196.34)
	Provisions	(13.06)	(14.49)	(10.12)
	Cash Generated from Operations	85.71	(526.72)	(370.53)
	Taxes paid (net of refunds, if any)	-	10.57	(117.20)
	Net cash generated from/(used in) operating activities (A)	85.71	(516.15)	(487.73)
B	Cash Flow From Investing Activities			
	Purchase of fixed assets (including intangible assets under development)	(56.21)	(125.82)	(1,221.85)
	Investment in subsidiary		-	
	Interest income		-	4.34
	Net cash (used in)/generated from investing activities (B)	(56.21)	(125.82)	(1,217.51)
C	Cash Flow From Financing Activities			
	Interest and finance charges	(52.76)	(52.55)	(141.46)
	Dividend Paid			(20.83)
	Increase/(decrease) in long term borrowings	92.65	270.68	958.36
	Increase in short term borrowings	(69.51)	209.15	688.99
	Net cash generated from financing activities (C)	(29.62)	427.28	1,485.05
	Net (decrease) in cash and cash equivalents (A+B+C)	(0.13)	(220.18)	(220.18)
	Cash and cash equivalents at the begining of the year	0.75	220.93	220.93
	Cash and cash equivalents at the end of the year	0.62	0.75	0.75
	Net (decrease) as disclosed above	(0.13)	(220.18)	(220.18)

Notes:



- The cash flow statement has been prepared under the indirect method as set out in the Ind AS 7 "Statement of Cash Flows".
- Figures in bracket indicates cash outflow.

For Shweta Jain & Co
Chartered Accountants
FRN-127673W




CA Priyanka Jaju
(Partner)
MRN:416197
UDIN- 22416197BDBLQP7310
Date: November 14 2022
Place: Thane

For Globalspace Technologies Limited

Krishna Murari Singh
Chairman and Managing Director
DIN : 03160366

Date: November 14 2022
Place: Navi Mumbai



Independent Auditor's Review Report on Consolidated Unaudited Quarterly Financial Results and Year to Date Results of the Company Pursuant to the Regulation 33 of the SEBI (Listing Obligations and Disclosure Requirements) Regulations, 2015 (as amended)

To the Board of Directors of
Globalspace Technologies Limited

1. We have reviewed the accompanying Statement of Unaudited Consolidated Financial Results of Globalspace Technologies Limited ("the Parent Company") and its subsidiary turned associate (the Parent Company and its subsidiary together referred to as "the Group") for the quarter ended September 30, 2022 ("the Statement") and the consolidated year to date results for the period April 1, 2022 to September 30, 2022 being submitted by the Parent Company pursuant to the requirements of Regulation 33 of the SEBI (Listing Obligations and Disclosure Requirements) Regulations, 2015, (as amended) including relevant circulars issued by the SEBI from time to time.
2. This Statement, which is the responsibility of the Parent Company's Management and approved by the Parent Company's Board of Directors, has been prepared in accordance with the recognition and measurement principles laid down in Accounting Standard 25 "Interim Financial Reporting", prescribed under Section 133 of the Companies Act, 2013, and other accounting principles generally accepted in India. Our responsibility is to express a conclusion on the Statement based on our review.
3. We conducted our review of the Statement in accordance with the Standard on Review Engagements (SRE) 2410 "Review of Interim Financial Information Performed by the Independent Auditor of the Entity", issued by the Institute of Chartered Accountants of India. A review of interim financial information consists of making inquiries, primarily of persons responsible for financial and accounting matters, and applying analytical and other review procedures. A review is substantially less in scope than an audit conducted in accordance with Standards on Auditing and consequently does not enable us to obtain assurance that we would become aware of all significant matters that might be identified in an audit. Accordingly, we do not express an audit opinion. We also performed procedures in accordance with the circular issued by the SEBI under Regulation 33 (8) of the SEBI (Listing Obligations and Disclosure Requirements) Regulations, 2015, as amended, to the extent applicable.
4. Based on our review conducted and procedures performed as stated in paragraph 3 above and based on the consideration of the review reports of the other auditors referred to in paragraph 6 below, nothing has come to our attention that causes us to believe that the accompanying Statement, prepared in accordance with the recognition laid down in the aforesaid Accounting Standard and other accounting principles generally accepted in India, has not disclosed the information required to be disclosed in





terms of Regulation 33 of the SEBI (Listing Obligations and Disclosure Requirements) Regulations, 2015, as amended, including the manner in which it is to be disclosed, or that it contains any material misstatement.

5. We did not review the interim financial statements of the above subsidiary included in the consolidated unaudited financial results. These interim financial statements have been reviewed by other auditor whose reports have been furnished to us by the Management and our conclusion on the Statement, in so far as it relates to the amounts and disclosures included in respect of this subsidiary is based solely on the report of the other auditor and the procedures performed by us as stated in paragraph 3 above.

Our conclusion on the Statement is not modified in respect of the above matter.

In our opinion and to the best of our information and according to the explanations given to us these consolidated quarterly financial results as well as the consolidated year to date results:

- (i) include the quarterly financial results and year to date of the following entities Makebot Robotic Solutions Private Limited;
- (ii) have been presented in accordance with the requirements of Regulation 33 of the SEBI (Listing Obligations and Disclosure Requirements) Regulations, 2015 in this regard; and
- (iii) give a true and fair view of the consolidated net profit/loss and other financial information for the quarter ended September 30, 2022 as well as the consolidated year to date results for the period from April 1, 2022 to September 30, 2022.

For Shweta Jain & Co
Chartered Accountants

FRN – 127673W

Priyanka



CA Priyanka Jaju

Partner

MRN - 416197

UDIN - 22416197BDBNGQ9720

Thane, November 14, 2022

Sr. No.	Particulars	Consolidated					
		Quarter Ended			Half year Ended		Year Ended
		30-Sep-22 (Un-Audited)	30-Jun-22 (Un-Audited)	30-Sep-21 (Un-Audited)	30-Sep-22 (Un-Audited)	30-Sep-21 (Un-Audited)	31-Mar-22 (Audited)
1	INCOME						
a.	Revenue from operation	593.56	217.88	298.66	811.44	742.30	1,328.86
b.	Other Income	3.52	3.38	0.00	6.90	0.04	4.93
	Total Income	597.08	221.26	298.66	818.34	742.34	1,333.79
2	Expenses						
	Cost Of materials Consumed	115.59	183.30	199.72	298.89	223.67	233.24
	Changes in Inventory of Stock in trade	178.88	(166.00)	(169.12)	12.88	(118.49)	(120.86)
	Employee Benefits Expenses	59.03	38.09	58.67	97.13	103.96	188.51
	Depreciation and Amortisation Expenses	100.98	101.83	111.14	202.81	225.58	448.15
	Other Expenses	98.68	62.58	32.33	161.26	108.96	337.87
	Total Expenses	553.16	219.81	232.74	772.96	543.68	1,086.91
3	Profit / (Loss) from operations before other income, finance costs and exceptional	43.92	1.45	65.92	45.37	198.66	246.88
	Exceptional Items	-	-	-	-	-	-
4	Other Income						
5	Profit / (Loss) from ordinary activities before finance costs and exceptional items (3 + 4)	43.92	1.45	65.92	45.37	198.66	246.88
6	Finance Cost	(56.99)	(53.52)	(37.01)	(110.51)	(57.44)	(153.75)
7	Profit / (Loss) from ordinary activities after finance costs but before exceptional items (5 + 6)	(13.07)	(52.07)	28.91	(65.14)	141.22	93.13
8	Exceptional Items						
9	Profit / (Loss) from ordinary activities before tax (7 + 8)	(13.07)	(52.07)	28.91	(65.14)	141.22	93.13
10	Tax Expense						
	Current Tax	3.80	1.46	-	5.26	30.84	8.68
	Deferred Tax	-	-	-	-	4.87	15.35
	Total Tax Expenses	3.80	1.46	-	5.26	35.71	24.03
11	Net Profit / (Loss) from ordinary activities after tax (9 + 10)	(16.87)	(53.53)	28.91	(70.40)	105.51	69.10
12	Extraordinary Items						
	Items that will not be reclassified into Profit or Loss	-	-	-	-	-	3.25
13	Net Profit / (Loss) for the period (11 + 12)	(16.87)	(53.53)	28.91	(70.40)	105.51	72.35
14	Share of Profit / (loss) of associates *						
15	Minority Interest*	(10.30)	10.03	(5.71)	(0.27)	(2.07)	(13.69)
16	Net Profit / (Loss) after taxes, minority interest and share of profit / (loss) of associates (13 + 14 + 15) *	(27.17)	(43.50)	23.19	(70.67)	103.44	58.66
17	Paid-up Equity Share Capital (Face Value of Re. 10 /- each)	1,145.66	1,145.66	1,145.66	1,145.66	1,145.66	1,145.66
18	Reserve excluding Revaluation Reserves as per balance sheet of previous accounting year	2,413.00	2,409.58	2,441.61	2,409.58	2,498.23	2,409.58
19	Earnings per Equity Share (of Rs. 10/- each)						
	Basic	(0.24)	(0.38)	0.20	(0.62)	0.90	0.48
	Diluted	(0.24)	(0.38)	0.20	(0.62)	0.90	0.48

Notes:

- The above results were reviewed by the Audit Committee and taken on record by the Board of Directors at their meeting held on 14th Nov, 2022. The Statutory auditors have conducted the audit of the financial statements and have expressed an un qualified audit opinion.
- The Company had migrated to the main board of the Bombay Stock Exchange Limited from its SME platform on February 14, 2020.
- The Group operates in a single segment. Hence, segment reporting is not applicable.
- Previous period figures have been re-grouped / re-classified wherever necessary.
- Due to additiona equity share capital issued by the Subsidiary, the Equityv stake of Globalspace Technologies Ltd in subsidiary has come down from earlier 79.99% to 40%

For Shweta Jain & Co
 Chartered Accountants
 FRN-127673W

Priyanka

 CA Priyanka Jaju
 (Partner)
 MRN-416197
 UDIN- 22416197BDBNGQ9720
 Date: November 14 2022
 Place: Thane

For Globalspace Technologies Limited

Krishna

 Krishna Murari Singh
 Chairman and Managing Director
 DIN : 03160366
 Date: November 14 2022
 Place: Navi Mumbai

Extract of Un-Audited Standalone and Consolidated Financial Results for the quarter ended September 30, 2022

Sr.No	Particulars	Consolidated			
		Quarter Ended			Year Ended
		30-Sep-22 (Un-Audited)	30-Jun-22 (Un-Audited)	30-Sep-21 (Un-Audited)	31-Mar-22 (Audited)
I ASSETS					
1 Non-current assets					
(a) Property, plant and equipment	1,328.36	1,373.84	618.14	1,305.40	
(b) Capital work-in-progress	-	-	-	-	
(c) Investment property	-	-	-	-	
(d) Goodwill	-	-	-	40.46	
(d) Other intangible assets	996.61	1,041.63	738.94	1,214.04	
(e) Other intangible assets	-	-	-	-	
(f) Intangible assets under development	193.89	174.98	211.66	140.97	
(g) Biological assets other than bearer plants	-	-	-	-	
(h) Financial assets	-	-	-	-	
(i) Investments	210.32	210.32	210.32	-	
(ii) Trade receivables	-	-	-	-	
(iii) Other financial assets	1,144.34	1,144.34	1,050.43	1,228.49	
(i) Deferred tax assets (net)	-	-	-	16.78	
(j) Non current tax assets	-	-	10.57	-	
(k) Other non current assets	95.38	95.38	98.66	-	
Total of non current assets	3,968.89	4,040.48	2,938.72	3,946.15	
2 Current Assets					
(a) Inventories	711.49	890.37	722.00	724.37	
(b) Financial assets	-	-	-	-	
(i) Investments	-	-	-	-	
(ii) Trade receivables	1,387.01	1,713.89	1,238.33	1,556.28	
(iii) Cash and cash equivalents	1.73	1.28	1.62	3.05	
(iv) Bank balances other than cash and cash equivalents	-	-	-	-	
(v) Loans	54.52	196.30	191.58	21.90	
(vi) Others financial assets	-	-	5.67	-	
(c) Other current assets	782.11	362.79	511.85	546.58	
Total of current assets	2,936.87	3,164.63	2,671.05	2,852.17	
Assets held-for-sale/Assets included in disposal group(s) held-for-sale					
Total assets	6,905.76	7,205.11	5,609.77	6,798.32	
II EQUITY AND LIABILITIES					
1 Equity					
(a) Equity share capital	1,165.66	1,155.66	1,155.66	1,145.66	
(b) Instruments entirely equity in nature	-	-	-	-	
(c) Other equity	2,664.51	2,518.37	2,637.72	2,378.27	
(c) Non Controlling Interest	-	-	-	34.38	
Total equity	3,830.17	3,674.03	3,793.38	3,558.32	
2 Liabilities					
i Non-current liabilities					
(a) Financial liabilities	-	-	-	-	
(i) Borrowings	1,489.63	1,943.76	761.10	1,370.00	
(ii) Trade payables	-	-	-	-	
Total outstanding dues of micro enterprises and small enterprises	-	-	-	-	
Total outstanding dues of creditors other than micro enterprises and small enterprises	-	-	-	-	
(b) Provisions	-	-	4.56	16.76	
(c) Deferred tax liabilities (net)	58.51	58.52	58.33	70.07	
(d) Other non current liabilities	-	-	-	-	
Total of non current liabilities	1,548.14	2,002.28	823.99	1,456.83	
ii Current Liabilities					
(a) Financial Liabilities	-	-	-	-	
(i) Borrowings	1,130.42	1,112.93	751.18	1,212.77	
(ii) Trade payables	-	-	-	-	
Total outstanding dues of micro enterprises and small enterprises	-	-	-	-	
Total outstanding dues of creditors other than micro enterprises and small enterprises	161.43	259.96	138.77	201.40	
(iii) Other financial liabilities	-	-	-	-	
(b) Other financial liabilities	-	-	-	231.53	
(c) Other current liabilities	195.44	119.56	71.61	137.22	
(d) Provisions	40.18	36.36	30.84	0.27	
Total of current liabilities	1,527.46	1,528.80	992.40	1,783.18	
Liabilities classified as held for sale / liabilities included in disposal group held for sale	-	-	-	-	
Total liabilities	3,075.60	3,531.08	1,816.39	3,240.01	
Total equity and liabilities	6,905.76	7,205.11	5,609.77	6,798.32	

For Shweta Jain & Co
Chartered Accountants

FRN-127673W



CA Priyanka Jaju

(Partner)


MRN-416197

UDIN- 22416197BDBNGQ9720

Date: November 14 2022

Place: Thane

For Globalspace Technologies Limited



Krishna Murari Singh

Chairman and Managing Director

DIN : 03160366

Date: November 14 2022

Place: Navi Mumbai

Sl. No.	Particulars	For the half year ended Sept 30 , 2022	For the half year ended Sept 30 , 2021	For the year ended March 31 , 2022
A	Cash Flow From Operating Activities			
	Net profit before tax	(8.19)	157.89	93.13
	Adjustments for:	-		
	Provision for ECL	(14.15)		(0.74)
	Depreciation/amortisation	188.28	210.72	448.15
	Interest and finance charges	57.64	57.43	153.75
	OCI adjustments	-	-	4.51
	Interest income	-	-	(4.93)
	Operating profit before working capital changes	223.59	426.04	693.87
	Adjustments:			
	Trade receivables	92.66	29.50	(286.28)
	Inventories	42.51	(118.49)	(120.86)
	Loans	210.97	(17.20)	(8.06)
	Other current assets/other non current financial assets	(244.49)	(298.01)	(358.15)
	Trade payables	(46.77)	(17.44)	12.14
	Other current liabilities	(105.98)	(531.53)	(275.95)
	Provisions	(13.06)	(14.49)	(2.31)
	Cash Generated from Operations	159.43	(541.62)	(345.59)
	Taxes paid (net of refunds, if any)	-	10.57	110.69
	Net cash generated from/(used in) operating activities (A)	159.43	(531.05)	(234.90)
B	Cash Flow From Investing Activities			
	Purchase of fixed assets	(49.21)	(118.82)	(1,452.92)
	(including intangible assets under development)	-		
	Interest income	-	-	4.93
	Net cash (used in) investing activities (B)	(49.21)	(118.82)	(1,447.99)
C	Cash Flow From Financing Activities			
	Interest and finance charges	(57.64)	(57.43)	(153.75)
	Dividend Paid			(20.83)
	Increase in long term borrowings	40.34	270.17	958.36
	Increase in short term borrowings	(90.65)	219.10	680.69
	Net cash generated from financing activities (C)	(107.96)	431.84	1,464.47
	Net increase/(decrease) in cash and cash equivalents (A+B+C)	2.26	(218.03)	(218.43)
	Cash and cash equivalents at the begining of the year	(0.53)	219.65	221.48
	Cash and cash equivalents at the end of the period	1.73	1.62	3.05
	Net increase/(decrease) as disclosed above	2.26	(218.03)	(218.43)

Notes:



- The cash flow statement has been prepared under the indirect method as set out in the Ind AS 7 "Statement of Cash Flows".
- Figures in bracket indicates cash outflow.

For Shweta Jain & Co
Chartered Accountants
FRN-127673W




CA Priyanka Jaju
(Partner)
MRN:416197
UDIN- 22416197BDBNGQ9720
Date: November 14, 2022
Place: Thane

For Globalspace Technologies Limited

Krishna Murari Singh
Chairman and Managing Director
DIN : 03160366

Date: November 14, 2022
Place: Navi Mumbai