



November 10, 2021

To,  
The Corporate Relations Department,  
The National Stock Exchange of India Limited,  
Exchange Plaza, 5<sup>th</sup> Floor,  
Plot No. C/1, G-Block, Bandra-Kurla Complex,  
Bandra (East), Mumbai - 400051.

To,  
The Corporate Relations Department,  
Department of Corporate Services,  
BSE Limited,  
25<sup>th</sup> Floor, Phiroze Jeejeebhoy Towers,  
Dalal Street, Mumbai - 400001.

**Re: Script Symbol “EMBASSY”, Scrip Code 542602 and Scrip Code 958770, 959074, 959990, 960165, 960421, 973434, 973545 and 973546 (NCDs).**

Dear Sir/ Madam,

**Subject: Submission of Embassy Office Park REIT’s Half-Yearly Report.**

Pursuant to Regulation 23(3) of the Securities and Exchange Board of India (Real Estate Investment Trusts) Regulations, 2014, we have enclosed the Half-Yearly Report with respect to the activities of Embassy Office Parks REIT for the half-year ended September 30, 2021.

The Half-Yearly report referred to above has been uploaded on our website at [www.embassyofficeparks.com](http://www.embassyofficeparks.com).

Thanking you.

For and on behalf of **Embassy Office Parks REIT** acting through its Manager, **Embassy Office Parks Management Services Private Limited**

Deepika Srivastava

**Company Secretary and Compliance Officer**

**A23654**

**Encl:** as above.

# RESILIENCE INBUILT. GROWTH FOCUSED.

HALF YEARLY REPORT 2021-22



## KEY HIGHLIGHTS H1 FY2022

₹14,728 mn

Revenue from operations

↑ 39%

₹12,449 mn

Net operating income

↑ 33%

₹12,060 mn

EBITDA

↑ 31%

₹10,711 mn

Distributions

42.4 msf\*

Portfolio

88.5%

Occupancy

1.3 msf

New leases signed and renewed

6.9 years

Weighted Average Lease Expiry (WALE)

↑ y-o-y

\*Includes completed, under construction and proposed future development  
and proposed future development  
Figures as on September 30, 2021

## AWARDS AND CERTIFICATIONS



Awarded a 4-star (out of 5 stars) rating in the 2021 Real Estate Assessment by GRESB



BSI Assurance Certificate for Environmental, Social & Governance Processes



'Workplace Excellence' award for excellence in Ecological Sustainability by iNFHRA Awards 2019-20



COVID-19 Assurance Certificate for Global Benchmark in Control Measures across all Office Parks



Asia Pacific Best of the Breeds REITs Awards™



\*Includes completed, under construction and proposed future development // Figures as on September 30, 2021

## ENVIRONMENT

Our sustainability strategy focuses on ecological responsibility, climate change mitigation and long-term resource efficiency.

→ 38



## Contents

### CORPORATE SNAPSHOT

#### INTRODUCTION AND OVERVIEW

Embassy REIT at a Glance	2
Chairman's Perspective	4
From the CEO's Desk	6
Our Structure	8
Our Occupiers	10
Our Markets	12
Investment Objectives	15

#### PERFORMANCE AND BUSINESS REVIEW

Key Performance Indicators	18
Portfolio Review	20
Capital Markets & Investor Relations Updates	28

#### ESG PERFORMANCE

Environment	38
Social	40
Governance	41
Board of Directors	42
Management Team	46
Our People	50

#### PORTFOLIO OVERVIEW

Commercial Offices	54
Other Assets	78

#### STATUTORY REPORTS

Report on Corporate Governance	86
Statutory Disclosures	104

#### FINANCIAL STATEMENTS

Standalone	127
Consolidated	176

#### VALUATION REPORT

277



Available online at:

[www.embassyofficeparks.com](http://www.embassyofficeparks.com)

## SOCIAL

We believe in our potential to have a positive impact on our occupiers, the work environment, and the community in which we live.

→ 40



## GOVERNANCE

We are committed to the highest standards of corporate governance in every sphere of management.

→ 41




EMBASSY REIT AT A GLANCE

# Transforming India's commercial office landscape

**Embassy REIT** is India's first publicly listed REIT. Asia's largest office REIT by area, Embassy REIT owns and operates a 42.4 msf portfolio of eight infrastructure-like office parks and four city-centre office buildings in India's best-performing office markets of Bengaluru, Mumbai, Pune, and the NCR.

Embassy REIT's portfolio comprises 32.3 msf in completed operating area and is home to 193 of the world's leading companies. The portfolio also includes strategic amenities, spanning two operational business hotels, four under-construction hotels, and a 100 MW solar park that supplies renewable energy to occupiers.



Embassy Manyata Business Park, Bengaluru

Embassy Office Parks REIT / Half-Yearly Report 2021-22

**QUICK FACTS**

**100 MW**  
Solar power park

**92**  
Buildings

**193**  
Blue-chip occupiers

**1,614<sup>1</sup>**  
Hotel keys

**12**  
Grade-A office parks and city-centre office buildings

**240,000**  
Occupiers' employees

<sup>1</sup> Includes completed, under construction and proposed future development

**KEY STRENGTHS**

- Presence in key office markets with focus on high-growth technology and services sectors
- Backed by world-class sponsors
- Highly experienced management
- World-class tenant base with strong credit covenants
- Multiple embedded growth levers such as contractual escalations, mark-to-market rental revisions, on-campus development and inorganic growth opportunities

**SPONSORS**



Embassy Group is a leading Indian real estate developer. Embassy has completed over 45 msf of office, industrial and residential development since the mid-1990s in its legacy of expertise spanning 25 years.

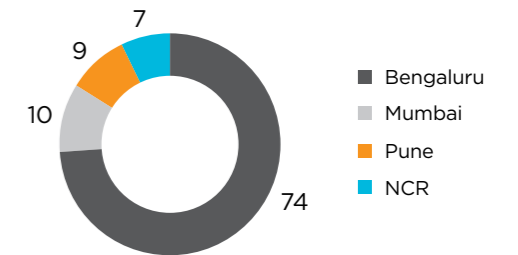


Blackstone is a leading global investment business investing capital on behalf of pension funds, large institutions and individuals, with US\$196 billion assets under management in real estate investing.

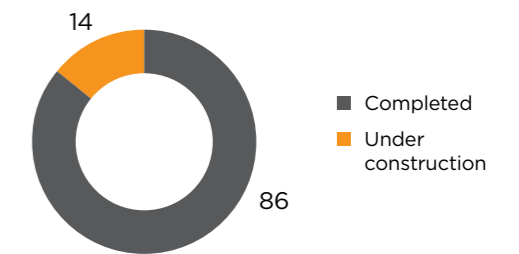
**PORTFOLIO**

Our class-leading office portfolio serves as essential infrastructure for multinational corporations.

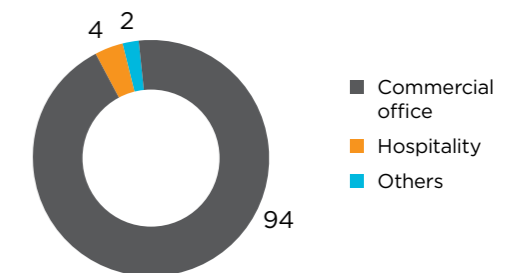
**Market value by geography (%)**



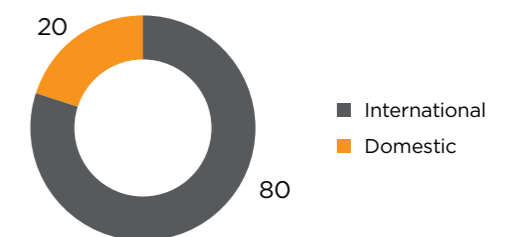
**Market value by construction status (%)**



**Market value by asset type (%)**



**Occupier base (%)**



## Chairman's Perspective

# Poised to capitalise on budding growth opportunities

As India emerges from the shadow of the pandemic, Indian real estate has taken several strides towards recovery. Supported by its growing working population, commercial as well as residential real estate in India has started to bounce back to its pre-pandemic growth levels.



With technology allowing global corporates to transcend physical boundaries, they will continue to propel their business expansion in India utilising high-quality, skilled, and cost-effective talent available at scale. Embassy REIT, with its prime wellness-oriented Grade-A portfolio, remains the landlord of choice for top Indian and multinational corporates.

We remain focused on strengthening our occupier relationships and preparing our properties for the post-pandemic era. And, above all, we are committed to delivering long-term value to our rapidly expanding unitholder base.

**Jitendra Virwani,**  
Chairman



Embassy Manyata Business Park, Bengaluru

## From the CEO's Desk

# Poised for growth amidst positive macro outlook



Embassy GolfLinks, Bengaluru

### DEAR UNITHOLDERS,

Despite the pandemic impacting the entire FY2021, Embassy REIT had delivered promising results. The second wave and lockdown which started in April 2021 brought similar challenges, but we have had the benefit of prior experience. As we enter the recovery phase, we emerge with strength and growing momentum, and this is reflected in the encouraging operating results for this half-year.

During H1 FY2022, we signed new leases and renewals totalling 1.3 msf at 18% leasing spreads. Our occupancy stands stable at 89% and our rent collections

remain robust at over 99%. Our active development pipeline will deliver 1.1 msf this year which is fully pre-committed, and we have an additional delivery pipeline of 4.6 msf over the next 3 years. We continued to fully integrate our last year's acquisition of 9.2 msf Embassy TechVillage asset and further developed our acquisition pipeline supported by our robust balance sheet.

Another highlight has been the ₹4,600 crores debt refinancing that we recently concluded. This debt raise, demonstrating the confidence of the local market in our platform, is an important milestone in our financing journey. It further strengthens our balance sheet, continuing the two year trend of significant reductions in our overall cost of debt.

Our strong showing in ESG was recognised with a Four-Star rating awarded by GRESB - the global standard in ESG benchmarking for real estate and infrastructure investments. This reflects our commitments, matched by actions, not only around our environmental impact in terms of energy, waste, water and biodiversity but also our clear focus on our impact on our communities and stakeholders, and our overarching governance principles. ESG is a journey for all of us. We are at a great starting point and through our roadmap, we are confident that we will be demonstrating tangible enhancements every quarter over the coming years.

### GOING FORWARD, WE SEE MULTIPLE POSITIVE TRENDS.

First, the COVID-19 data in India continues on a positive trajectory. Cases and deaths in India are at less than 5% of the May/June peaks and this has been the case for almost a month now. Vaccination roll-out in key urban centres is strong. In all our four markets, lockdowns have been lifted and business activities are reviving. We are witnessing a gradual uptick in physical occupancy across our properties and expect a material increase in the next two months post-Diwali. We are supporting our occupiers with their back-to-work plans and will be closely watching the data in the post Diwali period. This backdrop is encouraging.

Second, driven by the continuing acceleration in technology and digital transformation across the world, the tech sector continues to report strong earnings, growth and hiring. In addition, with technology blurring physical boundaries, global corporates continue to drive India business expansion through high-quality, skilled and cost-effective talent, with another 500+ Global Captive Centres (GCCs) expected to be setup in India in the next 4 years as per NASSCOM. That is in addition to the existing, growing 1,400+ GCCs already employing 1.4 million across India. These two aspects, technology strength and GCC growth, are extremely positive for us given that these sectors represent over 70% of our occupier base.

The third positive trend is that leasing in our markets are showing early but clear signs of revival. The record hiring is starting to crystallise into new leasing and longer-term RFPs with 26 msf of RFPs currently open in our markets.

The fourth positive trend relates to multiple favourable regulatory changes brought in to make REITs a mainstream asset class in India - be it the recent trading lot size reduction or allowing insurers to participate in REIT debt or the expected change to allow FPI participation in REIT debt - all these steps are in the right direction and continue to drive diversification of our investor base.

In summary, FY2022 is off to an encouraging start. Though pandemic related uncertainties still remain, we remain optimistic of the opportunities ahead and committed to achieve our goals for this year and subsequent years. The economic outlook is certainly looking more encouraging, and we are very positive about the global technology trends as these will further provide significant growth impetus for our business.

Lastly, I would like to thank all our employees, frontline workers, business partners and our stakeholders for navigating this challenging time together, and we are grateful for their continued co-operation and support.

We, as always, continue to focus on creating long-term value to maximise returns for our Unitholders.

Yours sincerely,

**Michael Holland,**  
Chief Executive Officer

OUR STRUCTURE

# A best-in-class structure with the strongest safeguards for Unitholders



Embassy REIT was registered with SEBI on August 3, 2017 as a real estate investment trust under Regulation 3(1) of the REIT Regulations.

Axis Trustee Services Limited is the trustee on behalf of the Unitholders while Embassy Office Parks Management Services Private Limited (EOPMSPL) is the Manager of the Embassy REIT. EOPMSPL is jointly owned by the Embassy Sponsor and certain entities forming part of the Blackstone Sponsor Group.

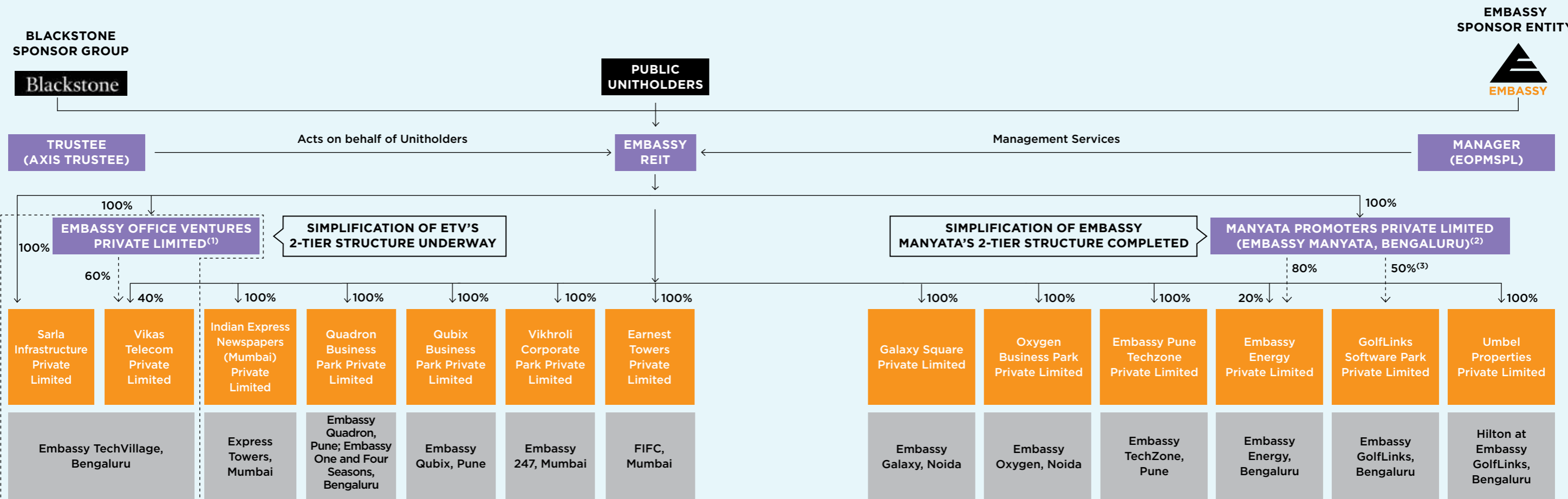
The Embassy REIT was settled on March 30, 2017 at Bengaluru, Karnataka, India as an irrevocable trust under the provisions of the Indian Trusts Act, 1882 pursuant to a trust deed dated March 30, 2017 and amended on September 11, 2018.

**Note**

- (1) Does not reflect the restructuring pursuant to scheme of arrangement between VTPL and EOVP, filed before NCLT in February 2021. Upon the scheme becoming effective, EOVP will merge into VTPL and the existing 60% investment in the share capital of VTPL held by EOVP will stand cancelled and VTPL will become a 100% directly-held SPV of Embassy REIT
- (2) Pursuant to a composite scheme of arrangement (the Scheme) involving MPPL, EOPPL and EPTPL which was approved by NCLT, Mumbai bench via order dated February 11, 2021, MPPL has become a 100% Holdco of the Embassy Office Parks REIT, holding Embassy Manyata Business Park, 80% of the share capital of EEPL and 50% of the share capital of GLSP, while EPTPL has become a 100% directly-held SPV of Embassy Office Parks REIT, holding Embassy TechZone
- (3) Balance 50% owned by JV partner
- (4) The 100% owned entities are held jointly with nominee shareholders for the Embassy REIT

Embassy Office Parks REIT / Half-Yearly Report 2021-22

## EMBASSY REIT STRUCTURE



OUR OCCUPIERS

# Providing world-class workspaces for the world's best companies

Our occupiers are predominantly multinational corporations and many of them are household names globally. These companies hire Indian talent for their skills and ability to run their global operations. 43% of our rentals comes from technology occupiers, and 47% from Fortune 500 companies.



Embassy Manyata Business park, Bengaluru

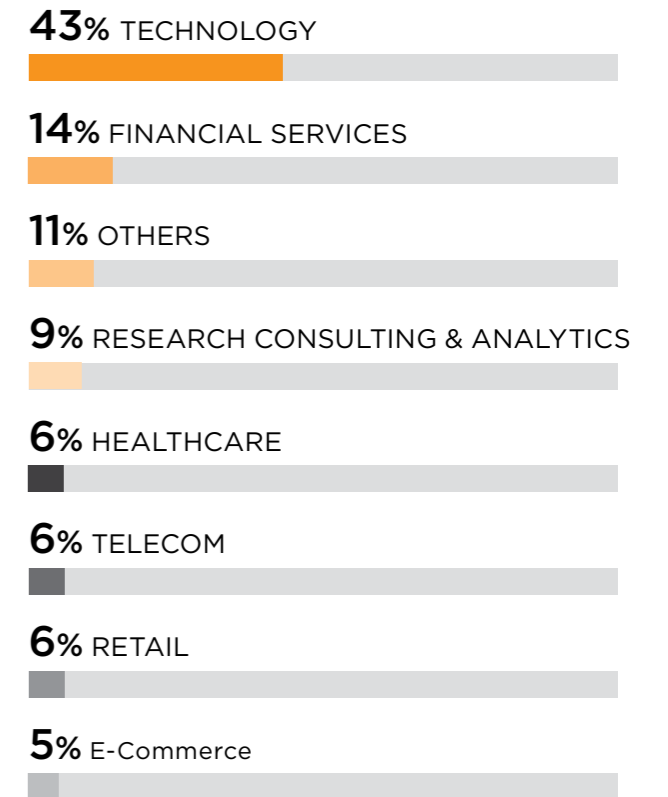
## 38% OF GROSS RENTALS FROM TOP 10 OCCUPIERS\*\*

Top 10 occupiers	Sector	% of rentals
Global Technology and Consulting Major	Technology	10%
Cognizant	Technology	6%
NTT Data	Technology	4%
Flipkart	E-commerce	3%
JP Morgan	Financial Services	3%
Wells Fargo	Financial Services	3%
ANSR	Research & Analytics	3%
WeWork	Co-working	2%
Google India	Technology	2%
PwC	Research & Analytics	2%
<b>Total</b>		<b>38%</b>

\* As on September 30, 2021

# Name of the legal entity may differ

## INDUSTRY DIVERSIFICATION<sup>(1)</sup>



## CATEGORY-WISE OCCUPIERS

47% Fortune 500 companies

53% Others

20% Domestic

80% International



<sup>(1)</sup> Represents industry diversification percentages based on Embassy REIT's share of gross rentals

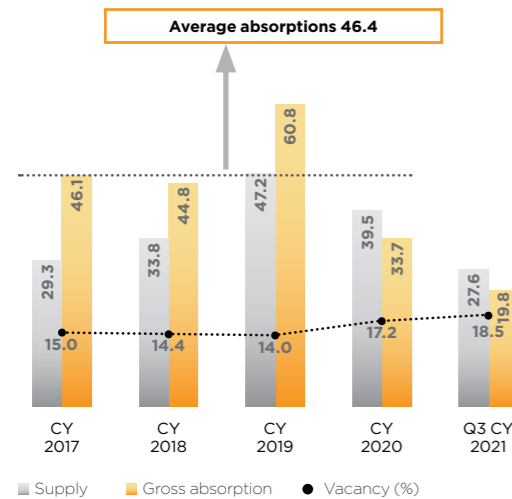


OUR MARKETS

# Located in India's best performing markets

Our markets consistently feature as India's leading office markets

**Absorption trends**  
(CY2017 - to date) (msf)



Source: CBRE Research, Embassy REIT

**Q3 CY2021 HIGHLIGHTS**

- Post second wave disruption, improving deal activity signaling early signs of demand rebound given pent up demand
  - Absorption witnessed a rebound with 8 msf take up in Q2, 48% higher than Q1
  - Bengaluru led office absorption and contributes over 50% of active pan-India RFPs
- Occupier sentiment improving amid prioritised employee vaccination and steady decline in Covid cases
  - Major tech occupiers planning return to office by year-end in a phased manner
- Office demand rebound likely in 2022 as vaccination coverage increases and business sentiments improve
  - Occupiers likely to ramp-up their return to office plans amid strong hiring plans by tech companies

**City wise performance - (Jan'21-Sep'21)**

City	Gross Absorption (msf)	Supply (msf)	Vacancy (%)
Bengaluru	5.9	7.8	9%
Pune	2.1	1.5	12%
Mumbai	3.3	3.5	25%
NCR	2.9	5.3	28%
<b>Embassy REIT Markets</b>	<b>14.2</b>	<b>18.1</b>	<b>18%</b>
Hyderabad	3.3	9.0	19%
Chennai	2.0	0.6	11%
Kolkata	0.3	0.0	36%
<b>Other Markets</b>	<b>5.6</b>	<b>9.6</b>	<b>17%</b>
<b>Grand Total</b>	<b>19.8</b>	<b>27.6</b>	<b>18%</b>

Source: CBRE Research, Embassy REIT

**MARKET COMMENTARY**

**DEMAND TRENDS**

Leasing momentum likely to rebound in 2022 with Bangalore leading pan-India office recovery. Tech sector and GCCs to drive office recovery, led by their accelerated growth

**Outlook**

**Short-term**

- With steady decline in Covid cases since May'21, occupiers are operationalising their 'return to work' plans
- Improving vaccine coverage helping revive market sentiments and RFPs

**Medium-term**

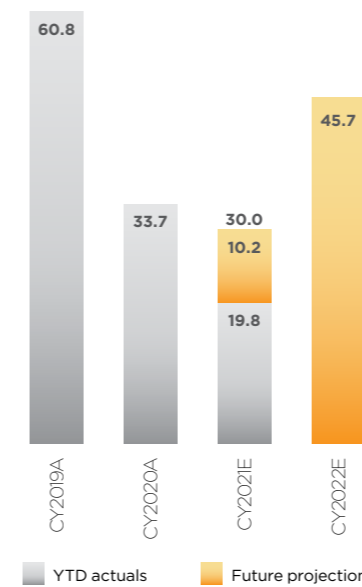
- Markets likely to strengthen with recent uptick in enquiries
- Large occupiers initiating expansion / consolidation plans and next year could witness strong recovery
- Tech sector and Global Captives to remain key demand drivers

**Portfolio implications**

- Existing REIT portfolio remains resilient given asset and occupier quality, long WALE and below-market rents
- Embassy REIT portfolio with 74% concentration to Bengaluru, is well-positioned to capture anticipated demand rebound
- ESG & Wellness priorities to drive demand - institutionally owned properties like Embassy REIT to benefit

**Proforma demand analysis**

Gross absorption (msf)



Source: CBRE Research, Embassy REIT



## OUR MARKETS

## SUPPLY TRENDS

Market supply continues to be impacted with 23% shrinkage since the start of the Covid pandemic. Competing supply for Embassy REIT is significantly lower at 11% of announced supply for next 2 years.

## Outlook

## Short-term

- Construction and delivery slippages to continue for under-funded developers
- Projects with no pre-commitments to continue facing further delays
- Revival of planned projects to be based on market assessment and demand revival timelines

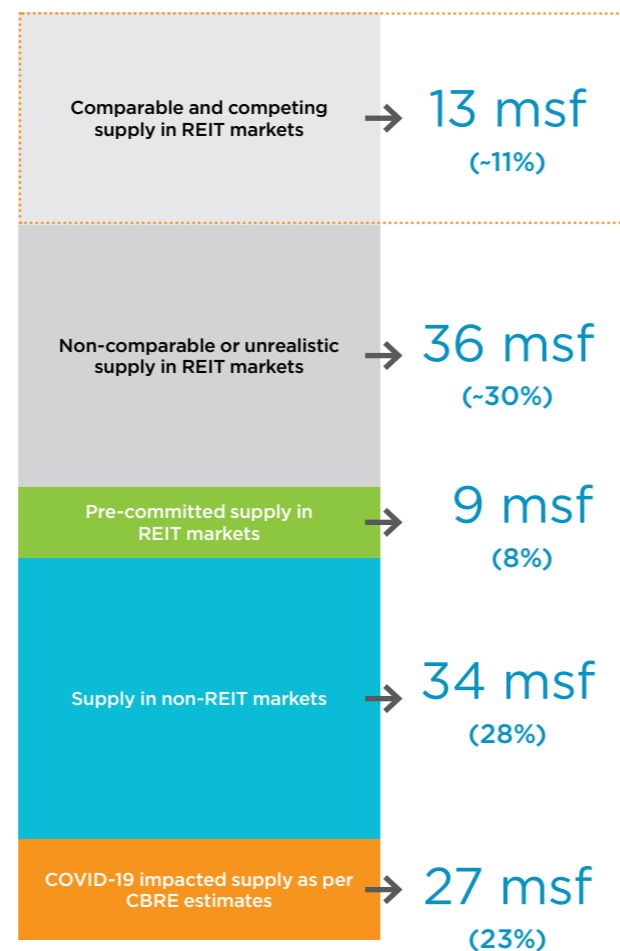
## Medium-term

- CBRE's 2-year forward supply estimate has decreased by 23% from 119 msf in Jan'20 to 92 msf in Sep'21
- Supply likely to catch momentum beginning early-2022 given improving business sentiments
- Increased emphasis on infra, quality, safety and wellness to result in a shift in preference to new office buildings

## Portfolio implications

- Competing market supply for REIT is significantly lower at 11% of announced market supply for next 2 years
- 1.1 msf due for delivery in Dec'21 already 100% pre-leased. No new near-term supply by REIT until FY2023
- REIT has sufficient financing in place to deliver new build

## Proforma supply analysis



Source: CBRE Research, Embassy REIT

Note: Comparable and competing supply has been arrived factoring supply considerations, including city, micro-markets, location, project completion timing, quality etc.



## INVESTMENT OBJECTIVES

# Creating value. Maximising growth.

Embassy REIT aims to maximise the total return for Unitholders by targeting growth in distributions and NAV per Unit.

**The operating and investment strategies we intend to execute to achieve this goal include:**
**Capitalising on our Portfolio's embedded organic growth and new development opportunities by:**

- Lease-up vacant space
- Delivering 'on-campus' development

**Disciplined acquisition strategy with strong balance sheet including:**

- Right of First Offer ('ROFO') assets to drive growth
- Third Party acquisitions with focus on long-term growth

**Proactive asset management to drive value through:**

- Proactive Property Management
- Focus on Occupier Retention
- Adherence to world class ESG standards

**Industry Leading Corporate Governance**

- 50% of Directors are Independent
- Strong safeguards related to Leverage, Related Party Transactions and Unitholders' Interests

**INORGANIC GROWTH OPPORTUNITIES**

Our strong balance sheet and network provides us with a steady acquisitions pipeline. We remain focused and disciplined to pursue opportunities which enhance Unitholder value.

**Embassy TechVillage backland ROFO<sup>(1)(2)</sup>**  
(Bengaluru, up to ~4.2 msf)

**Embassy Splendid TechZone ROFO<sup>(2)</sup>**  
(Chennai, ~5 msf)

**Acquisitions criteria**

- Large-scale, high-quality trophy assets with global occupiers
- Located in top 6 cities and dominant in respective micro-market
- Stable cash flows with strong embedded growth - Both MTMs on leases and new development potential
- Accretive acquisition for Unitholders, with optimum financing mix of debt and equity

**Potential pipeline<sup>(2) (3)</sup>**

**9.2 msf**  
SELECT ROFO PIPELINE<sup>(3)</sup>

**23.2 msf**  
ASSETS WITHIN PARTNER(S) NETWORK AND THIRD-PARTY OPPORTUNITIES

Our strategy is to create value by having a long-term perspective and pursuing accretive acquisitions, thereby enhancing value for our Unitholders.

## Notes:

- (1) Acquisition of ETV by the Embassy REIT excluded -19.39 acres being developed by Embassy Commercial Projects (Whitefield) Private Limited (Embassy Whitefield), an entity which is owned by certain Blackstone entities and certain third-party shareholders, which area has been leased by VTPL to Embassy Whitefield on a long-term basis. The Embassy REIT has been granted a right of first offer in respect of the controlling interest in Embassy Whitefield by the shareholders of Embassy Whitefield
- (2) The pipeline is indicative only. There can be no assurance that above opportunities or other pipeline opportunities will materialise in current form or at all or result in transactions.
- (3) Embassy REIT has ~31.2 msf of ROFO opportunity from Embassy Sponsor and up to ~4.2 msf of ROFO opportunity from others

# Performance and business review

KEY PERFORMANCE INDICATORS

→ 18

PORTFOLIO REVIEW

→ 20

CAPITAL MARKETS AND INVESTOR RELATIONS UPDATES

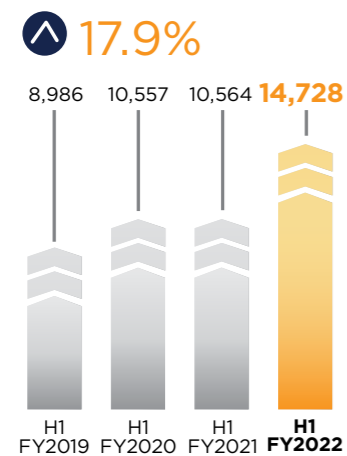
→ 28

## KEY PERFORMANCE INDICATORS

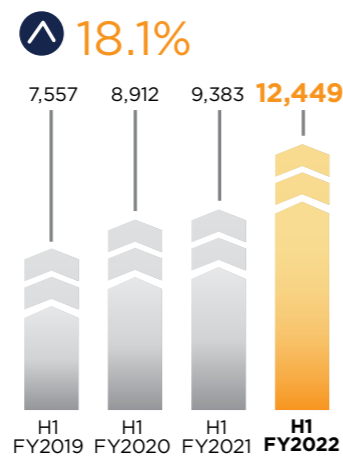
# Delivering a stable performance

We continued to deliver resilient performance and growth in a period of uncertainty.

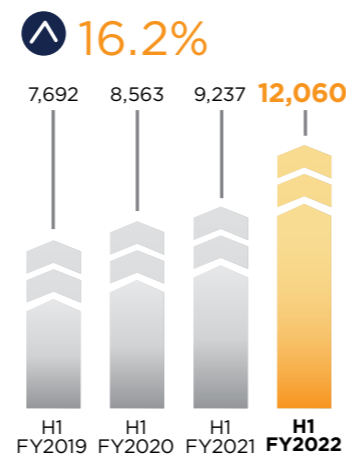
## Revenue from operations (₹ in million)



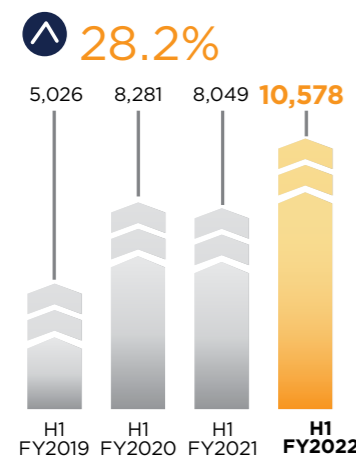
## Net operating income (₹ in million)




## EBITDA (₹ in million)



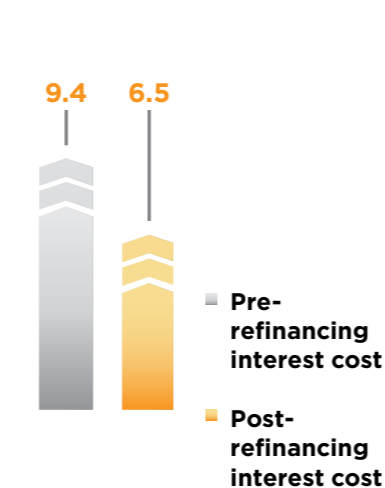
## Cash flow from operations (₹ in million)



## Net debt to GAV<sup>(1)</sup>



## Lowered cost of debt by c.300 bps on ₹46 billion refinancing (%)

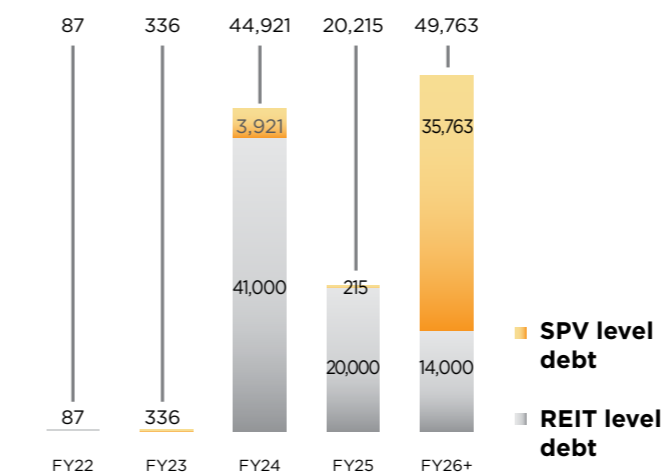


## NET ASSET VALUE

Particulars (₹ million)	September, 2021
Gross Asset Value	475,405
Other Assets	78,759
Other Liabilities	(186,138)
<b>NET ASSET VALUE (NAV)</b>	<b>368,025</b>
Number of Units	947,893,743
NAV per Unit ₹	388.26

Particulars	September, 2021
Net Debt to GAV	24%
Net Debt to EBITDA <sup>(1)</sup>	4.4x
Interest Coverage Ratio	
Interest Coverage Ratio (including capitalised interest)	2.7x
Interest Coverage Ratio (excluding capitalised interest)	3.0x
Available Debt Headroom	120,366

## Proforma Principal maturity schedule (₹ in million)



### Notes

(1) LTM EBITDA includes ETV entities for September 2021

## PROACTIVE CAPITAL MANAGEMENT

₹14.4 bn

Cash and undrawn committed facilities<sup>(2)</sup>

₹49 bn

Listed NCD Issuance/ Term Loan Facility in H1 FY2022

6.5%

Interest cost for listed NCDs issued in H1 FY2022

AAA/STABLE

Rating of listed NCDs by CRISIL

<2%

Debt maturity in the next two years

₹120 bn

Available debt headroom

Notes: All figures reflect the recent Series V NCD of ₹31,000 million raised on October 18, 2021

(2) Includes short term liquid funds, fixed deposits net of Q2 distributions of ₹5,365mn

## PORTFOLIO REVIEW

# A world-class portfolio

## PORTFOLIO SUMMARY

Property	Leasable area (msf)/keys/MW			WALE <sup>(2)</sup> (years)	Occupancy (%)	Rent (₹ psf/month)			GAV <sup>(3)</sup>	
	Completed	Development	Total			In-place	Market	MTM (%)	₹ million	% of total
Embassy Manyata	11.8	3.1	14.8	7.0	91.8%	62	92	48%	1,77,361	37%
Embassy TechVillage	6.1	3.1	9.3	8.8	98.5%	72	93	29%	1,12,617	24%
Embassy GolfLinks <sup>(1)</sup>	2.7	-	2.7	7.6	97.2%	122	148	22%	28,445	6%
Embassy One	0.3	-	0.3	7.4	5.5%	162	147	(9%)	4,359	1%
<b>Bengaluru Sub-total</b>	<b>20.9</b>	<b>6.1</b>	<b>27.0</b>	<b>7.7</b>	<b>93.5%</b>	<b>74</b>	<b>100</b>	<b>36%</b>	<b>3,22,782</b>	<b>68%</b>
Express Towers	0.5	-	0.5	3.2	88.3%	265	270	2%	18,110	4%
Embassy 247	1.2	-	1.2	3.2	80.6%	103	110	7%	17,028	4%
FIFC	0.4	-	0.4	3.9	72.9%	294	270	(8%)	13,845	3%
<b>Mumbai Sub-total</b>	<b>2.0</b>	<b>-</b>	<b>2.0</b>	<b>3.4</b>	<b>81.0%</b>	<b>175</b>	<b>177</b>	<b>1%</b>	<b>48,983</b>	<b>10%</b>
Embassy TechZone	2.2	3.3	5.5	4.5	88.4%	49	48	(2%)	21,628	5%
Embassy Quadron	1.9	-	1.9	4.8	49.7%	49	48	(3%)	12,801	3%
Embassy Qubix	1.5	-	1.5	5.8	89.7%	41	48	16%	10,001	2%
<b>Pune Sub-total</b>	<b>5.5</b>	<b>3.3</b>	<b>8.8</b>	<b>4.9</b>	<b>75.4%</b>	<b>47</b>	<b>48</b>	<b>3%</b>	<b>44,430</b>	<b>9%</b>
Embassy Oxygen	2.5	0.7	3.3	10.6	75.8%	48	54	12%	23,336	5%
Embassy Galaxy	1.4	-	1.4	1.4	98.5%	35	45	28%	9,111	2%
<b>Noida Sub-total</b>	<b>3.9</b>	<b>0.7</b>	<b>4.6</b>	<b>7.5</b>	<b>83.7%</b>	<b>43</b>	<b>50</b>	<b>17%</b>	<b>32,447</b>	<b>7%</b>
<b>Sub-total (Office)</b>	<b>32.3</b>	<b>10.1</b>	<b>42.4</b>	<b>6.9</b>	<b>88.5%</b>	<b>72</b>	<b>91</b>	<b>27%</b>	<b>4,48,642</b>	<b>94%</b>
Four Seasons at Embassy One	230 Keys	-	230 Keys	-	18%	-	-	-	7,266	2%
Hilton at Embassy GolfLinks	247 Keys	-	247 Keys	-	21%	-	-	-	3,965	1%
Hilton & Hilton Garden Inn at Embassy Manyata (5 & 3 star)	-	619 Keys	619 Keys	-	-	-	-	-	5,785	1%
Hilton & Hilton Garden Inn at Embassy TechVillage (5 & 3 star)	-	518 Keys	518 Keys	-	-	-	-	-	603	0%
Embassy Energy	100MW	-	100MW	-	-	-	-	-	9,144	2%
<b>Sub-total (Infrastructure Assets)</b>	<b>477 Keys / 100MW</b>	<b>1,137 Keys</b>	<b>1,614 Keys / 100MW</b>						<b>26,763</b>	<b>6%</b>
<b>Total</b>	<b>32.3 msf / 477 Keys / 100MW</b>	<b>10.1 msf / 1,137 Keys</b>	<b>42.4 msf / 1,614 Keys / 100MW</b>						<b>4,75,405</b>	<b>100%</b>

## Notes:

- (1) Details included in the above table are in respect of 100% of the area in Embassy GolfLinks owned by GLSP, except GAV which reflects Embassy REIT's 50% economic interest in GLSP
- (2) Weighted against Gross Rentals assuming occupiers exercise their renewal options after the end of the initial commitment period
- (3) Gross Asset Value (GAV) considered per September 2021 undertaken by iVAS Partners, represented by Mr. Manish Gupta, in conjunction with value assessment services undertaken by CBRE. Valuation exercise undertaken semi-annually

PORTFOLIO REVIEW

**DEVELOPMENT UPDATE**

We are judiciously progressing with 5.7 msf of on-campus development to meet on-going and future tenant demand.

**PROJECTS IN PROGRESS**

Asset	Projects	Development		Completion date
		Area (msf)/	Keys	
<b>Base-Build Projects (Under Construction)</b>				
Embassy Manyata	Front Parcel - Hilton Hotels	NA	619	Jun-22
Embassy Manyata <sup>1</sup>	M3 Block A	1.0	NA	Dec-22
Embassy TechVillage	Parcel 9 - JPM BTS	1.1	NA	Dec-21
Embassy TechVillage	Block 8	1.9	NA	Jun-24
Embassy TechZone	Hudson Block	0.5	NA	Sep-22
Embassy TechZone	Ganges Block	0.4	NA	Sep-22
Embassy Oxygen	Tower 1	0.7	NA	Jun-23
<b>Total</b>		<b>5.7</b>	<b>619</b>	

**PROPOSED DEVELOPMENT**

Asset	Projects	Area (msf)/keys	Remarks
Embassy Manyata	L4 Block	0.7	Design finalised
Embassy Manyata	F1 Block	0.7	Design to be initiated
Embassy Manyata <sup>1</sup>	M3 Block B	0.6	Design finalised, excavation and plan sanction underway
Embassy TechVillage	Hilton Hotels	518 keys	Design finalised, plan sanction being initiated
Embassy TechZone	Blocks 1.4,1.9 & 1.10	2.4	Design to be initiated
<b>Total</b>		<b>4.4/518 keys</b>	

Embassy Office Parks REIT / Half-Yearly Report 2021-22

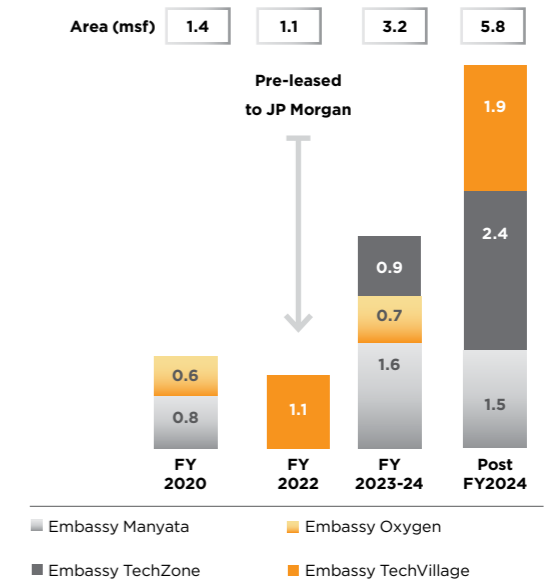


Hilton Hotels at Embassy Manyata Business park

**1.1 msf**

JP Morgan built-to-suit  
100% pre-committed

**Development pipeline<sup>2</sup>**  
(msf)



**Notes**

- (1) Includes acquisition of 0.6 msf M3 Block B located within overall Embassy Manyata upon estimated building completion in March 2024
- (2) Excludes 1,137 hotel keys across Hilton & Hilton Garden Inn at Embassy Manyata and Embassy TechVillage

PORTFOLIO REVIEW



Embassy Manyata Business Park, Bengaluru

1.3 msf

Of new leases and renewals

18%

Combined re-leasing/renewal spreads

66%

New lease-up to existing occupiers

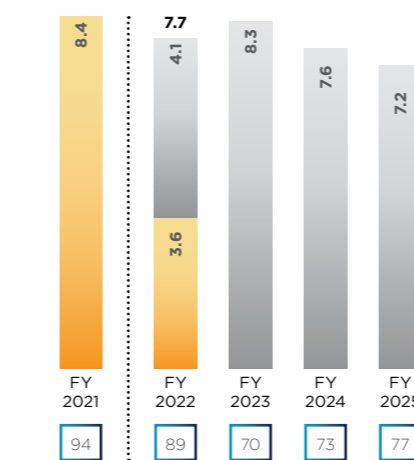
COMMERCIAL OFFICE UPDATE

During the year, we leased 1.3 msf across 16 deals, comprising of 329 k sf at 15% spreads re-leasing and 928 k sf renewals at 18% renewal spreads.

NOTABLE DEALS SIGNED FOR H1 FY2022

Occupier	Asset Name	Sector	Area ('000 sf)	Quarter
<b>New Leases</b>				
NCSI Tech	Embassy Qubix	Telecom	46	Q2FY22
Employtech	Embassy TechVillage	Others	43	Q2FY22
CitiusTech	Embassy Qubix	Technology	32	Q2FY22
Rockwell Automation	Embassy TechZone	Engineering & Manufacturing	25	Q2FY22
Others	Various	Various	22	Q2FY22
<b>Renewals</b>				
Nokia	Embassy Manyata	Telecom	511	Q2FY22
Leading Tech Company	FIFC	Technology	33	Q2FY22
<b>Sub-total</b>			<b>713</b>	
<b>New Leases</b>				
Optum Global	Embassy Oxygen	Healthcare	63	Q1FY22
Hudson Bay	Embassy Manyata	Retail	47	Q1FY22
TP Vision	Embassy Manyata	Engineering & Manufacturing	27	Q1FY22
Link Intime	Embassy TechZone	Financial Services	24	Q1FY22
<b>Renewals</b>				
Cognizant	Embassy Quadron	Technology	260	Q2FY22
Tata Technologies	Embassy Qubix	Technology	92	Q2FY22
Others	Various	Various	32	Q2FY22
<b>Sub-total</b>			<b>545</b>	
<b>Total</b>			<b>1,258</b>	

Embedded rent escalation of 10-15% aids NOI growth Area (msf)

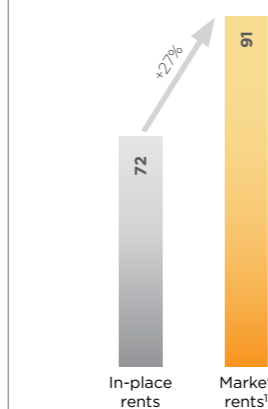


Rent escalations	14%	14%	14%	14%
Post escalation	6%	11%	33%	19%
MTM opportunity				

- Successful rent escalation
- Number of occupiers

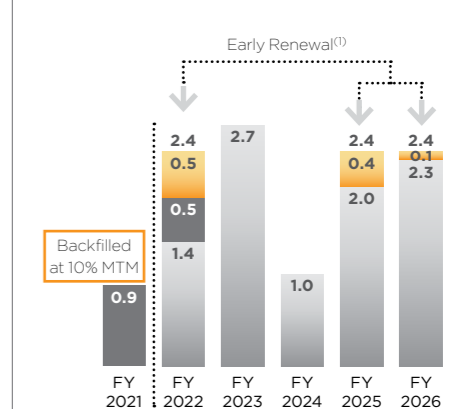
H1 update: Achieved 14% rent increase on 3.6 msf

Market rents 27% above in-place rents Rent (₹ psf/month)



(1) Refers to annualised rent obligations for Embassy REIT  
 Source: CBRE Research September 2021, Embassy REIT

31% of leases expire between FY2022-26 Area expiring (msf)



Mark-to market opportunity	58%	48%	18%	49%	23%
Rents expiring <sup>(2)</sup>	3%	7%	4%	7%	10%

- Renewal brought forward
- Renewed
- Expiry

(1) Includes 511k sf early renewal with Nokia as a part of 'blend and extend' strategy, leases originally expiring between FY25/26  
 (2) Refers to annualised rent obligations for Embassy REIT

## HOSPITALITY UPDATE

We adopted a conservative hotel management strategy in H1 FY2022 considering muted business travel demand.



Embassy Office Parks REIT / Half Yearly Report: 2020-21

Hilton Embassy GolfLinks, Bengaluru



### HILTON AT EMBASSY GOLFLINKS

- 247 keys
- 5-star hotel
- Operational
- Q2 Occupancy : 30% (vs 12% in Q1)
- Q2 EBITDA: ₹(9) million vs ₹(28) million in Q1
- '2021 Travellers Choice Award' - by TripAdvisor



### FOUR SEASONS AT EMBASSY ONE

- 230 keys
- 5-star luxury hotel
- Operational
- Q2 Occupancy : 26% (vs 9% in Q1)
- Q2 EBITDA: ₹(19) million vs ₹(57) million in Q1
- Far and East: Best Chinese Premium Dining – Times Food & Nightlife Awards 2021



### HILTON HOTELS AT EMBASSY MANYATA

- 619 keys
- 5-star and 4-star hotel
- Under construction
- Target Launch in Jun'22
- 100 k sf+ of retail space and convention centre
- Best Hotel Architecture – Asia Pacific Property Awards



CAPITAL MARKETS & INVESTOR RELATIONS UPDATES

# Responsible communications with stakeholders

We proactively engage with Unitholders and analysts to give them a clear and transparent view into how we run our business.

## H1 FY2022 HIGHLIGHTS

**32%** Total returns since listing | **20,308** Retail Unitholders

**US\$2+ billion** Free Float Market Capitalisation

**17** Sell-side analysts cover Embassy REIT | **7x** Increase in Unitholders since listing

**50+** Institutional investors engaged with globally



In H1 FY2022, we engaged with over

**50** investors across geographies

## STRONG TRACK RECORD

Since listing in April 2019, we delivered 32% in total returns.

### INDEX INCLUSIONS

FTSE Russell Global Equity Index Series

FTSE EPRA NAREIT Global Emerging Index

S&P Global Property Index

S&P Global REIT Index

## WE ARE PARTICULARLY FOCUSED ON:

Engaging proactively with our Unitholders

Embracing quality disclosure standards

Addressing Unitholders' grievances and queries swiftly and accurately



Every quarter, we deliver a consolidated set of information that includes:

- Unaudited financial statements
- Earnings presentation
- Supplementary data book, providing an in-depth look at our business
- Valuation report (semi-annually)
- Unitholders' report (semi-annually)

## ANALYST COVERAGE

Embassy REIT is covered by following broking houses:

AMBIT CAPITAL

AXIS CAPITAL

AXIS SECURITIES

BANK OF AMERICA

CLSA

CREDIT SUISSE

GOLDMAN SACHS

HSBC SECURITIES

ICICI SECURITIES

IIFL SECURITIES

INVESTEC

J.P.MORGAN

KOTAK INSTITUTIONAL EQUITIES

MACQUARIE RESEARCH

MORGAN STANLEY

NIRMAL BANG

UBS SECURITIES



Embassy TechVillage, Bengaluru

## CAPITAL MARKETS &amp; INVESTOR RELATIONS UPDATES

INVESTOR AND ANALYST  
ENGAGEMENT CALENDAR  
H1 FY2022

May 25, 2021	Participation in BofA 2021 APAC Financial, Real Estate Equity and Credit Conference"
June 22, 2021	Participation in Capital Research Global Investors (CRGI) Yield Conference 2021
June 24, 2021	Participation in ICICI Securities Virtual ESG Conference
June 17, 2021	Participation in ExchangeConnect Capital Market Outreach Conference
June 8-9, 2021	Participation in Morgan Stanley Virtual India Summit
June 1, 2021	Participation in Nirmal Bang Institutional Equities Conference
August 26, 2021	Participation in NSE Webinar "Real Estate Investment Trusts - The Next Investment Avenue"
September 01, 2021	Participation in Daiwa Pan-Asia REIT Conference 2021
September 13, 2021	Participation in Motilal Oswal Annual Global Investor Conference
September 21-23, 2021	Participation in BofA Securities 2021 Global Real Estate Conference
September 20-23, 2021	Participation in J.P. Morgan India Investor Summit 2021

**Note:** All above meetings were attended/conducted through audio/visual conferencing

FINANCIAL AND DISTRIBUTION  
CALENDAR FY2022

Date	Event
July 2021	Q1 FY2022 Results and Earnings Call
August 2021	Payment of Q1 FY2022 Distribution
October 2021	Q2 FY2022 Result and Earnings Call
November 2021	Payment of Q2 FY2022 Distribution
January 2022	Q3 FY2022 Results and Earnings Call
February 2022	Payment of Q3 FY2022 Distribution
April 2022	Q4 FY2022 Result and Earnings Call
May 2022	Payment of Q4 FY2022 Distribution

**Note:** Above timelines and distribution are tentative based on past trends

## UNITHOLDING PATTERN

Unitholders (As of September 30, 2021)	No. Units (mn)	Pct Held
<b>Sponsors</b>		
Blackstone	300,597,191	31.71%
Embassy	115,484,802	12.18%
<b>Total Sponsors</b>	<b>416,081,993</b>	<b>43.9%</b>
<b>Institutional</b>		
Foreign Institutions	296,539,587	31.28%
<b>Domestic Institutions</b>		
Corporate Bodies	18,559,593	1.96%
Insurance Companies	23,235,379	2.45%
Mutual Funds	33,824,308	3.57%
NBFCs	2,446,600	0.26%
Alternative Investment Funds	4,387,991	0.46%
Clearing Members	727,985	0.08%
Trusts	2,063,600	0.22%
Pension/Provident Funds	397,650	0.04%
Indian Financial Institutions	385,000	0.04%
<b>Total Domestic Institutions</b>	<b>86,028,106</b>	<b>9.08%</b>
<b>Total Institutional</b>	<b>382,567,693</b>	<b>40.36%</b>
<b>Non-Institutional</b>		
Individuals	146,642,699	15.47%
NRIs	2,601,358	0.27%
<b>Total Non Institutional</b>	<b>149,244,057</b>	<b>15.74%</b>
<b>Total</b>	<b>947,893,743</b>	<b>100.00%</b>

**Note:** As on sept 30,2021

## TRADING SNAPSHOT

Particulars		
Units Outstanding	947,893,743	
Unit Price Performance (₹)	NSE	BSE
Opening Price: April 1, 2021	325.4	325.0
Closing Price: September 30, 2021	339.07	338.51
52-Weeks-High	388.8	389.7
52-Weeks-Low	304.6	304.9
Market Capitalisation (₹ billion)		
As on September 30, 2021	321.4	320.9
Average Daily Trading Volume (ADTV) for H1 FY2022		
Units	782,024	638,346
₹ million	265	222

**Source:** NSE (Designated stock exchange) and BSE

**Note:** ADTV refers to Average Daily Trading Volume, computed using simple average



Embassy Manyata Business Park, Bengaluru

## REWARDING UNITHOLDERS

# ₹4,789.62 crores

Distributions paid since listing

**₹534.61 crores**

**₹5.64 DPU**

**Q1 FY2022**

**₹536.51 crores**

**₹5.66 DPU**

**Q2 FY2022**

## CAPITAL MARKET PERFORMANCE

# ₹4,900 crores

Capital raised for debt refinancing throughout H1 FY2022

SEP-21

**₹300 crores**

Placed debentures at 6.8% quarterly, sees robust first-time participation in REIT debt from domestic insurance sector

**₹4,600 crores**

Placed debentures of ₹3,100 crores at 6.5% quarterly at REIT level and ₹1,500 crores term loan at 6.4% floating coupon at SPV level

# ESG Performance

ENVIRONMENT

→ 38

SOCIAL

→ 40

GOVERNANCE

→ 41



ENVIRONMENT, SOCIAL AND GOVERNANCE

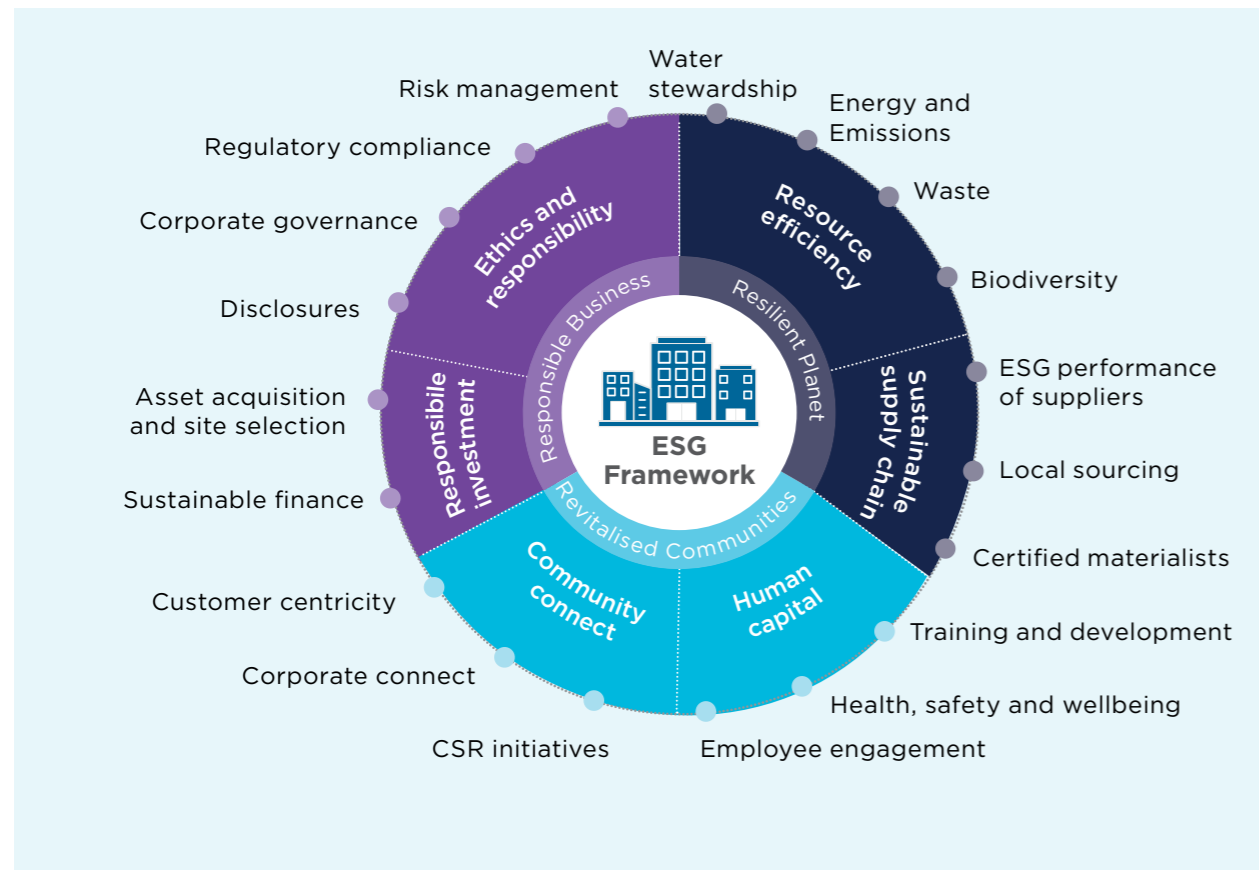
# ESG focus at Embassy REIT

As organisations increase their efforts and activities to contribute to sustainable development and incorporate ESG considerations into their business operations, we continue to evolve our approach to integrating ESG measures across all levels of our business operations.

Our ESG strategy focuses on implementing sustainable interventions that contribute towards building a safer, healthier and greener environment for our staff, occupiers, vendors and the communities in which we operate, while delivering enhanced returns for our investors.

## ESG FRAMEWORK

Our Environment, Social and Governance (ESG) Framework comprises of 3 pillars - Resilient Planet, Revitalised Communities and Responsible Business.



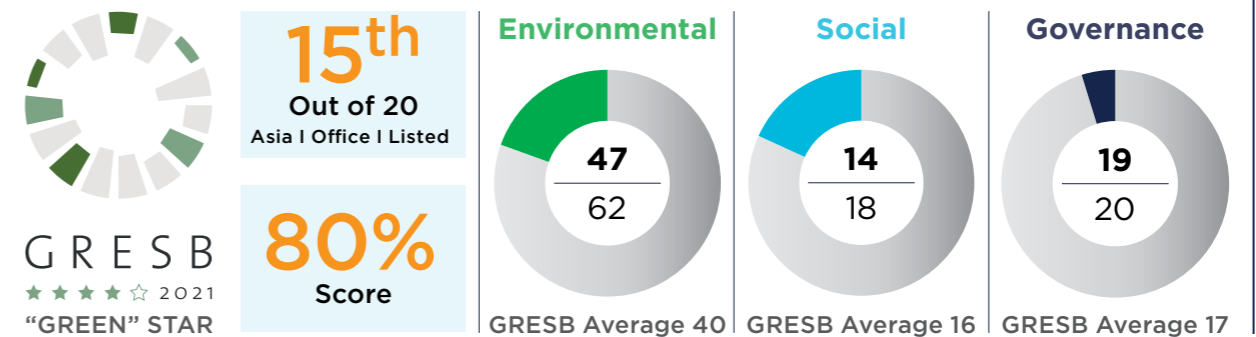
“ We are extremely proud to be awarded a GRESB 4-star rating in our first year of participation in this prestigious global benchmark assessment. Our ESG initiatives comprising 19 distinct programmes around the pillars of Responsible Business, Resilient Planet and Revitalised Communities have always been a significant part of our business philosophy and our multi-year ESG action plan is already underway. We will continue to strengthen our efforts by scaling up our ongoing ESG programmes and commitments. The rating also reflects the transparent reporting of our ESG performance to our rapidly growing investor base.”

**Michael Holland,**  
Chief Executive Officer, Embassy REIT”

## AWARDED 4-STAR GRESB GREEN RATING

GRESB assessment reflects our transparent ESG reporting to our growing investor base; to continue strengthening our efforts by scaling up our ongoing ESG programmes and commitments

### ESG SCORES BREAKDOWN



- In our first year of participation, awarded a 4-star (out of 5 stars) rating in the 2021 Real Estate Assessment by GRESB
- Achieved “Green Star”; overall score of 80% under Standing Investments, 7 percentage points above GRESB average
- ‘Governance’ pillar – exceptional score, reflecting our best-in-class framework and strong corporate governance standards in place
- ‘Environmental’ pillar – strong performance, a reflection of the high share of renewable sources in our energy consumption
- ‘Social’ pillar – echoing our strong stakeholder programmes in areas of health, education and public infrastructure

Note: Above scores reflect Embassy REIT’s performance in GRESB 2021 Real Estate Assessment for Standing Investments. Embassy REIT also participated in GRESB 2021 Real Estate Assessment for Developments and obtained a score of 65% (1 star)



Embassy Manyata Business Park, Bengaluru

## ENVIRONMENT, SOCIAL AND GOVERNANCE

## Key Performance Highlights

Aspect	Units	Half year ending FY2022	FY2020-21	FY2019-20
<b>Energy and Emissions</b>				
Contribution of renewable energy in portfolio	%	61	51	26
Renewable power consumption (wheeled and rooftop)	GJ	346,550	570,595	482,761
Reduction in emissions through solar power consumption	tCO <sub>2</sub> e	79,899	131,554	111,303
<b>Water</b>				
Water withdrawal	KL	432,914	1,027,659	2,847,556
Water recycled (% of withdrawal)	KL	239,115 (55%)	492,774 (48%)	1,597,046 (56%)
<b>Waste</b>				
Waste generated - Hazardous waste (Oil)	KL	25	59	112
Waste generated - Hazardous waste	Tons	14	22	39
Waste generated - Non-hazardous waste	Tons	268	613	4,301
Waste generated - Other waste	Tons	26	58	39
<b>Human Capital</b>				
Employees trained	Nos.	42	82	188
Average training hours per employee	Hours	3	9	7
<b>CSR and Corporate Connect</b>				
Total CSR spend	₹ Mn	21	94	86
Corporate partners	Nos.	11	23	21
Education support - Students benefitted	Nos.	12,679	15,580	NA
Health and hygiene - Students impacted	Nos.	4,386	3,740	26,278
Community health - Free and subsidised treatments provided	Nos.	1,148	2,773	NA
Environment - Waste recycled	MT	37	110	72

## RESPONSIBLE BUSINESS

## Memberships/Certifications



## Certification



## Current Score

★★★★☆  
(2021)

## Previous Score

NA



2.8  
(2021)

1.7  
(2021)

<sup>1</sup>Supporter of Task Force on Climate-Related Financial Disclosures (TCFD)



Solar Roof top project at Embassy 247, Mumbai

# Environment

Environmental protection is at the heart of our sustainability efforts, and we comply with all relevant local, state and national environment legislations.

The key facets of our environment management initiatives include compliance with legal and statutory requirements, resource optimisation, a high and increasing sourcing of power from renewable sources and consequent reduction of GHG emissions and waste, access to safe water, sanitation and hygiene for all employees and monitoring our environmental performance by setting well-defined goals and targets.

## ENERGY AND EMISSIONS

We strive to adopt resource-efficient measures in the operations and construction of our properties. The principles of reduce, reuse and recycle are applied to the management of the environmental impact of our operations. We continue to place a high value on measures that reduce our energy consumption and our dependency on non-renewable energy sources.

### CURRENT INITIATIVES:

- Our 100 MW solar park in Bellary, Karnataka supplies clean energy to our business parks in Bengaluru. This plant generated 190 million units (MU) in FY2021 and helped offset 158,000 tonnes of CO<sub>2</sub>
- Our 525 kW rooftop solar plant installed at Embassy 247 generates 72,000 kilowatt hours of energy annually and helps to reduce CO<sub>2</sub> emissions by 16,275 tonnes annually
- Solar panels have been installed on the premises of Embassy Manyata Business Park and Embassy TechVillage, increasing our use of renewable energy

- We transitioned the lighting system from conventional to LED and made alterations to cooling systems in several of our properties to reduce power consumption
- We have installed e-vehicle charging stations at most of our properties to promote the use of electric vehicles

### PATH AHEAD

- We are focused on increasing the contribution of renewable sources of energy in our portfolio and aim to achieve a target of >75% by FY2025
- We are evaluating the potential opportunity to install rooftop solar plants at all our properties, through a portfolio installation of 20MW with a capacity to generate more than 30 million units (MU) with an offset potential of 24,900 tonnes CO<sub>2</sub>



Solar Roof top project at Embassy 247, Mumbai

## WATER

We understand the importance of water stewardship in vibrant metropolitan areas. We have adopted various water conservation initiatives across our office parks and are committed to minimise waste-water discharge.

All our assets are equipped with Sewage Treatment Plants (STP). Every month, ~35KL of recycled water is available for use, reducing our dependency on municipal water sources. Rainwater collection at our office parks too is part of our water-saving programmes.



## WASTE

We are cognisant of the waste-generation impact of our business activities. Waste is generated both during the construction and operations of buildings. We are committed to effective waste management practices that imbibe the principles of the circular economy as well as abide by the applicable waste management regulations.

We have partnered with authorised vendors to treat hazardous waste management and ensure that waste is discarded as per regulatory guidelines. Organic waste converter machines have been built at many of our campuses to help handle the vast amount of food waste produced on our properties.



# Social

We believe in creating shared value for our employees, our occupiers, our vendors and the communities we operate in. We work hard to implement policies that promote a stable and secure climate for all our stakeholders.

## EMPLOYEES

We are an equal opportunity employer and strive to create a holistic workplace for our workforce. We ensure diversity in our employee profile in terms of gender, ethnicity and other socio-demographic parameters. Our compensation policy is solely dependent on our employees' qualification, experience, skill set and performance. All our employees are entitled to statutory benefits including contribution to provident fund, pension fund, gratuity, and health and life insurance. We realise the importance of investing in the growth and development of our employees and encourage our employees to engage in continuous learning.



## OCCUPIER ENGAGEMENT

We believe that occupier engagement and satisfaction is critical to the success of our business. Several programmes are undertaken at our campuses to engage our occupiers and foster a sense of culture. Energize, Q Life, and Embassy Plus are a couple of Embassy REIT's signature employee engagement activities. However, due to the onset of the COVID-19 outbreak in March 2020 and the resulting remote working situation, we could not organise these activities during the year.



## COMMUNITY CONNECT

At Embassy REIT, we nurture and contribute to the economic, social and environmental development of our communities. Underpinned by the philosophy 'together we can do more', Embassy champions collective action for increased social impact through partnerships with other corporates, NGO partners and the government mainly in areas of health, education and public infrastructure.



# Governance

We aspire to uphold the highest standards of ethics and integrity. We adhere to the principles of accountability, transparency and integrity to ensure sustained business growth. In keeping with our pledge to uphold the highest ethical standards, we have established a Code of Corporate Ethics and Conduct that defines our core value and our expectations from the Management.

The Chief Executive Officer is responsible for the day-to-day operations of Embassy REIT and is accountable to the Board of Directors. The Board consists of eight Non-Executive Directors, half of whom are Independent Directors and the rest are Nominee Directors. The Board has also constituted nine committees that are responsible for handling specific functions. These include the Investment Committee, Audit Committee, Stakeholders' Relationship Committee, Nomination and Remuneration Committee, Management Committee, Debenture Committee, Corporate

Social Responsibility Committee, Risk Management Committee and Securities Committee. We are dedicated to integrating ESG in our governance systems, including the linkage of ESG performance to the KRAs of the Senior Executives.

We have also created a comprehensive list of policies that guide our governance framework and ensure that we are committed to our business objectives and values. These policies are updated in line with the changing regulatory landscape.



Embassy TechVillage, Bengaluru

ENVIRONMENT, SOCIAL AND GOVERNANCE

# Board of Directors

**MR. JITENDRA VIRWANI**  
Non-Executive Director Chairman



Mr. Jitendra Virwani is the Chairman and Managing Director the Embassy group of companies, including the Embassy Sponsor. He is also the Founder of the Embassy Sponsor. He has over 25 years of experience in the real estate and property development sector. He is a fellow of the Royal Institution of Chartered Surveyors and a member of the Equestrian Federation of India.



**MR. TUHIN PARIKH**  
Non-Executive Director



Mr. Tuhin Parikh holds a Bachelor's degree in commerce from Mumbai University and a postgraduate diploma in management from the Indian Institute of Management, Ahmedabad. He was on the Board of TCG Urban Infrastructure Holdings Limited from 2002 and 2007. He has been employed by Blackstone since 2007 and is the Senior Managing Director of Blackstone and head of Real Estate of India.



**MR. ADITYA VIRWANI**  
Non-Executive Director



Mr. Aditya Virwani holds a Bachelor's of Science degree in Business Administration from the University of San Francisco. He is on the board of several Embassy Group companies.



**MR. ROBERT CHRISTOPHER HEADY**  
Non-Executive Director



Mr. Robert Christopher Heady holds a Bachelor's degree from the University of Chicago. He has been with Blackstone since 2000 and is currently the Chairman of Asia Pacific, Head of Real Estate Asia for Blackstone.



- Audit Committee
- Nomination and Remuneration Committee
- Stakeholders' Relationship Committee
- Corporate Social Responsibility Committee
- Risk Management Committee
- Investment Committee
- Debenture Committee
- Securities Committee

C - Chairperson

M - Member



## ENVIRONMENT, SOCIAL AND GOVERNANCE

## Board of Directors

**DR. RANJAN PAI**  
Independent Director

Dr. Ranjan Pai holds a MBBS degree from the Manipal Academy of Higher Education. He is the Chairman of Manipal Education and Medical Group (MEMG), the Group's holding company. He is currently on the board of directors of several Manipal Group companies, including Manipal Hospitals, Manipal Global Learning, UNext Pvt Ltd. and Manipal Cigna Health Insurance Company.

**MR. ANUJ PURI**  
Independent Director

Mr. Anuj Puri holds a Bachelor's degree in commerce from the University of Delhi. He is a fellow of the Royal Institution of Chartered Surveyors and a fellow of the Indian Institute of Insurance Surveyors and Loss Assessors. He is an associate of the Institute of Chartered Accountants of India and an associate of the Chartered Insurance Institute, United Kingdom. He has also been given the title of 'Chartered Insurance Practitioner' by the Chartered Insurance Institute. He is currently a Director of Jagran Prakashan Limited, Music Broadcast Limited, ANAROCK Investment Advisors Private Limited, Puri Crawford Insurance Surveyors and Loss Assessors India Private Limited, Trespect India Private Limited, ANAROCK Property Consultants Private Limited, ANAROCK Group Business Services Private Limited, ANAROCK Retail Advisors Private Limited, ANAROCK Capital Advisors Private Limited, HVS ANAROCK Hotel Advisory Services Private Limited, Joyville Shapoorji Housing Private Limited, Homexchange Limited and Moveup Real Estate Private Limited.

**MR. VIVEK MEHRA**  
Independent Director

Mr. Vivek Mehra is a fellow member of The Institute of Chartered Accountants of India and is B.Com (H) from Sri Ram College of Commerce, Delhi University. He was a partner with PwC Pvt. Ltd. for approximately 19 years and retired in 2016. He is currently an Independent Director on the Boards of DLF Limited, DLF Asset Management Limited, Zee Entertainment Enterprise Limited, HT Media Limited, Jubilant Pharmova Limited, Hero Future Energies Pvt. Ltd., Grassroot Trading Network for Women, Chambal Fertilisers and Chemicals Limited, Havells India Limited, Digicontent Limited and Bharat Hotels Ltd.

**DR. PUNITA KUMAR SINHA**  
Independent Director

Dr. Punita Kumar Sinha holds a Bachelor's degree in Chemical Engineering from the Indian Institute of Technology, New Delhi, a Master's degree and a Ph.D. from the Wharton School, University of Pennsylvania, and a Master's degree in Business Administration from Drexel University. She is a member of the CFA Institute, the Council on Foreign Relations, and a charter member of TiE-Boston. She is a Chartered Financial Analyst and is on the Board of Governors of the CFA Institute, USA and is also a Trustee on the CFA Institute Research Foundation Board. She founded Pacific Paradigm Advisors LLC. Earlier, she was the Chief Investment Officer for The India Fund Inc., and the Asia Tigers Fund Inc. and a portfolio manager at Oppenheimer Asset Management.



Audit Committee   
 Nomination and Remuneration Committee   
 Stakeholders' Relationship Committee   
 Corporate Social Responsibility Committee

Risk Management Committee   
 Investment Committee   
 Debenture Committee   
 Securities Committee

C - Chairperson

M - Member

## ENVIRONMENT, SOCIAL AND GOVERNANCE

# Management Team



**MR. MICHAEL HOLLAND**  
Chief Executive Officer



Mr. Michael Holland holds a Master's degree in Property Development (Project Management) from South Bank University and is a Fellow of the Royal Institution of Chartered Surveyors. He has over 30 years of experience in the commercial real estate sector in Asia and Europe. Prior to joining the Embassy Group, he was the Chief Executive Officer of Assetz Property Group. He is a Founder of the Jones Lang LaSalle India business, and served as its Country Manager and Managing Director from 1998 to 2002.



**MR. RITWIK BHATTACHARJEE**  
Chief Investment Officer

Mr. Ritwik Bhattacharjee holds a Bachelor's degree in Economics from Middlebury College, a Master's degree in Business Administration from the Amos Tuck School of Business Administration, Dartmouth College, and a Master's degree in Law and Diplomacy from the Fletcher School of Law and Diplomacy, Tufts University. He has over 12 years of experience as an investment banker. He was previously associated with Nomura Singapore Limited as an Executive Director, and UBS AG Singapore branch as a Director in the investment banking division.

Prior to joining the Manager in 2018, he was responsible for overseeing an internal family office portfolio of real estate as well as public and private investments.



**MR. VIKAASH KHDLOYA**  
Deputy Chief Executive Officer and Chief Operating Officer



Mr. Vikaash Khdloya holds a Bachelor's degree in Commerce from Osmania University. He is a fellow member of the Institute of Chartered Accountants of India (gold medallist). He is also a CFA charter holder. He has 17 years of industry experience, with over 14 years of experience in the real estate sector. Prior to joining the Manager, he was Managing Director in the Real Estate Group at Blackstone Advisors India Private Limited, and was responsible for asset management of the commercial office portfolio. Earlier, he worked as Vice President at Piramal Fund Management (erstwhile Indiareit), and also as the Chief Financial Officer at Gameshastra Solutions Private Limited. He co-founded Earnest People's Initiative for a Caring Society Trust.



**MR. RISHAD PANDOLE**  
Co-head, Commercial Leasing

Mr. Rishad Pandole holds a Bachelor's degree in Economics and Minor in Marketing and Finance from the University of Rochester, New York. He has over 17 years of experience in the real estate industry. He has previously worked as the Leasing Head for Blackstone owned 100% assets from 2017 to 2018, where his last held position was of Head, Corporate Solutions (Commercial). He has been associated with the Manager since 2018.



**MR. ARAVIND MAIYA**  
Chief Financial Officer

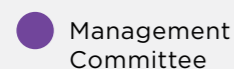


Mr. Aravind Maiya holds a Bachelor's degree in Commerce from Bangalore University, and is an associate member of the Institute of Chartered Accountants of India. He has over 18 years of experience in the field of Finance, Audit, Consulting, Risk Management and Compliance. Prior to joining Embassy REIT, he was associated with BSR & Associates LLP between 2001 to 2019, wherein his last held position was, Partner - Assurance and Audit Services. He specialised in the real estate sector with specific focus on commercial real estate related work during his long stint with BSR. He was also involved in various assignments for the firm, including several capital market transactions, assurance services for several listed companies, leading large audit and assurance assignments as well as strategic initiatives for BSR during his tenure.



**Mr. AMIT SHETTY**  
Co-Head, Commercial Leasing

Mr. Amit Shetty has over 16 years of work experience in leading office leasing and real estate management. Prior to joining Embassy Office Parks Management Services Private Limited, he worked with CBRE and Honeywell. He holds a Master's degree in Business Administration.



Management Committee



Debenture Committee

## ENVIRONMENT, SOCIAL AND GOVERNANCE

# Management Team



**MR. ABHISHEK AGARWAL**  
Head - Investor Relations and Communications

Mr. Abhishek Agarwal holds a Bachelor's degree in engineering from IIT-BHU (Varanasi) and is a postgraduate in Business Administration from IIM Kozhikode. He has over 14 years of experience in Investment Research (Equities and Commodities), Investor Relations, and Corporate Finance across diverse sectors. Prior to joining Embassy REIT, he was designated Senior General Manager at Network18 Media & Investments (a Reliance Industries company), heading the Investor Relations function and handling Strategy. He worked closely with the top management on business strategy across its various verticals, group investment plans, corporate communication, and stakeholder management. Earlier, he spent several years on the sell-side, spearheading equity research coverage of the Oil & Gas and Telecom sectors for Macquarie Capital Securities and Edelweiss.



**MS. DEEPIKA SRIVASTAVA**  
Company Secretary and Compliance Officer

Ms. Deepika Srivastava is a qualified Company Secretary with graduate degrees in Law and Commerce, and a postgraduate degree in Sociology. She has also successfully completed an Executive General Management Programme from IIM, Bengaluru.

She brings with her a wealth of experience of over 13 years in handling statutory and compliance functions for listed companies. She specialises in Companies Act and other Securities laws. Her expertise extends to mergers, post-merger compliance and related areas.

Her stints with Tata Consumer Products Limited (formerly Tata Global Beverages Limited), Mount Everest Mineral Water Limited and Paramount Cosmetics (I) Ltd offered her worthwhile exposure and opportunities to hone her professional skills. She was also a part of the compliance team at Escorts Limited.



**MR. RAJAN M. G.**  
Head, Operations

Mr. Rajan M. G. holds a Civil Engineering diploma from the Department of Technical Education and is a member of the Royal Institute of Chartered Surveyors. He has around three decades of experience in the fields of Construction, Project Management, Facilities Management and Environmental Health and Safety. Prior to joining Embassy REIT, he was the Vice-President and Head of Corporate Real Estate and Facilities at EXL.



**MR. RAJENDRAN SUBRAMANIAM**  
Head, Projects

Mr. Rajendran Subramaniam is Head-Projects & Capex of the Manager. He holds a Bachelor's degree and a Master's degree in Commerce from Madurai Kamaraj University. He is an associate of the Institute of Chartered Accountants of India. He has worked as a Manager in Sandur Laminates Limited, and as Regional Head-Commercial with Electrosteel Castings Limited. Prior to joining Embassy REIT, he was the Senior Director-Commercial with Tishman Speyer India Private Limited for 11 years. He has 25 years of experience across various fields of infrastructure and commercial real estate project development, including that of mixed-use real estate development.



**MR. RAGHU SAPRA**  
Assistant Vice-President, Hospitality

Mr. Raghu Sapra holds a diploma in Hotel Management and Catering Technology from the Institute of Hotel Management, Mumbai. He has over 22 years of experience in the hospitality sector and has worked with reputed international hotel brands like Radisson, Hyatt, Marriott and Hilton. Prior to his role in Embassy REIT, he worked for 5 years with Hilton, and his last role with them was as General Manager of Hilton Mumbai.



**MR. DONNIE DOMINIC GEORGE**  
General Counsel

Mr. Donnie Dominic George is a Law graduate from Gujarat National Law University and has more than 11 years of experience. In his prior assignment, he was working as Vice President with the Lodha Group, where he was heading the Non-Litigation Cell and was responsible for all non-litigation legal mandates and consumer litigation. He has also worked with Bharucha & Partners as a Senior Associate handling Mergers & Acquisitions, Foreign Direct Investment and General Corporate, Regulatory, and Banking & Finance segments for their clients. In his current role at Embassy Office Parks Management Services Private Limited, he is supporting the senior management on the legal, compliance and regulatory framework, and acts as a business legal partner.



**MRS. MANSI BAHL**  
Human Resources Manager

Mrs. Mansi Bahl holds a postgraduate diploma in Human Resource Management from Amity Business School. She has over 15 years of experience in HR Operations, Learning and Development, Talent Acquisition and Performance Management System. Prior to joining Embassy Office Parks, she worked with KCT Bros (Coal Sales) Ltd. and DLF in the real estate industry.

# Our People

## Acquisitions

Gaurav Rajnikant Shah  
Ray Vargis Kallimel  
Ritwik Bhattacharjee

## Administration

Prabhulinga H.

## Commercial Leasing

Abhilash V K  
Anshal Chaturvedi  
Augustus Kurian Thomas  
Dennis Joseph Valanatt  
Devvrat Rajgopal  
Dimpy Dogra  
Keerthana C P  
Mamta Chand  
Molahalli Amit Vikram Shetty  
Rishad Naval Pandole  
Saurabh Arun Todi  
Tej Ram Sharma  
Vaibhav Jindal  
Vishal Vashisth

## Corporate Finance

Amit Anil Kharche  
Devansh Suhasaria  
Nakul Kashyap  
Rahul Chhajer

## Counsel and Compliance

Apoorva Ravi  
Bindu C C  
Deepika Srivastava  
Donnie Dominic George  
Preety Gupta  
Savitri Hegde  
Suzette Ruth Pereira  
Yalavarti Srimukha

## Debt

Ashwin Surahonne  
Sini Mary George  
Sudarsan Balasubramaniam  
Rahul R Parikh

## Finance and Accounts

Abhishek Agrawal  
Aravind Maiya  
Arun M S  
Ashwath Kumar. S  
Chandahas K Purohit  
Chandrappa Hanumanthappa Sali  
Channabasavaiah T  
D L Ramalinge Gowda  
Deviprasad C Raykar  
Hemant Prakash Gawde  
Kapil Rameshchandra Agrawal  
Karthik Haridas Acharya  
Ken Kurien  
Mahadeva D N  
Mandar Vijay Inamdar  
Manish Khandelwal  
Manjunath M.N  
Mittal Kunal Janshali  
Nandan R  
Nilesh Girdharilal Marshiya  
Prabhat Kumar Mishra  
Praveen Ram Pise  
Rahul Kumar  
Sachinkumar Magundappa  
Bevinamarad  
Saritha Prabhakar

Savitha Babu  
Savitha Suresh  
Shantanu Devidas  
Sawargaonkar  
Sujith M  
Sunil Kumar H  
Sunil Kumar L  
Sunny Ahuja  
Vedvyas Goyal

## Hospitality

Angad Pahwa  
Raghu Sapra

## Human Resources

Divya Gupta Pohare  
Mansi Bahl

## Information Technology

Anil Dattu Patil

## Investor Relations

Abhishek Agarwal  
Sakshi Garg  
Saurabh Pandey

## Marketing and Communication

Somtirtha Das  
Sowmya Shenoy

## Operations

Arun Kumar Sankayya  
Ashwini Kumar  
Dennis Gregory  
Elango G  
Hrshikesh Arvind Rajhans  
Nagaraj Naik  
Nagendra G N  
Nilesh More  
Parameswaran M  
Pawan Sirohi  
Pradeep kumar Sharma  
Rahul Pandey  
Rajju John Balan  
Rajan M G  
Rajashekara A S  
Rajiv Banerjee  
Sandeep Prabhakar  
Manjrekar  
Sandeep Shrikisan Tapadia  
Sangram Singha  
Sheetal Purandar  
Shikha Pallam

## Procurement

Anuradha Rao  
Ravindra B.  
Sridharappa

## Projects and Capex

Anindya Chowdhury  
Naresh J N  
Naveen R  
Pramod S R  
Pranam Battepati  
Rajendran Subramaniam  
Sudhakar Saridevi  
V Sachin Govind  
Walmik Harishchandra Shelke

## Taxation

Cristina John Joseph  
Dhanashree Nayak  
Lata Vishnoi  
Subhashini G N



Embassy TechVillage, Bengaluru

# Portfolio Overview

COMMERCIAL OFFICES

→ 54

OTHER ASSETS

→ 78

Embassy TechVillage, Bengaluru

## COMMERCIAL OFFICES

# Embassy TechVillage, Bengaluru

Embassy TechVillage is a large-scale, best-in-class integrated office park situated on the Outer Ring Road in Bengaluru. Home to over 45,000 employees of 40+ corporate occupiers, Embassy TechVillage is an infrastructure-like asset that serves as a complete business ecosystem for its occupiers and their employees.

## KEY STATISTICS

**2008**

Year of commencement

**84.05**

acres  
Site area

**9.2** msf

Leasable area

**47**

Occupiers

**98.5%**

Occupancy

**₹113,220** mn

Market value

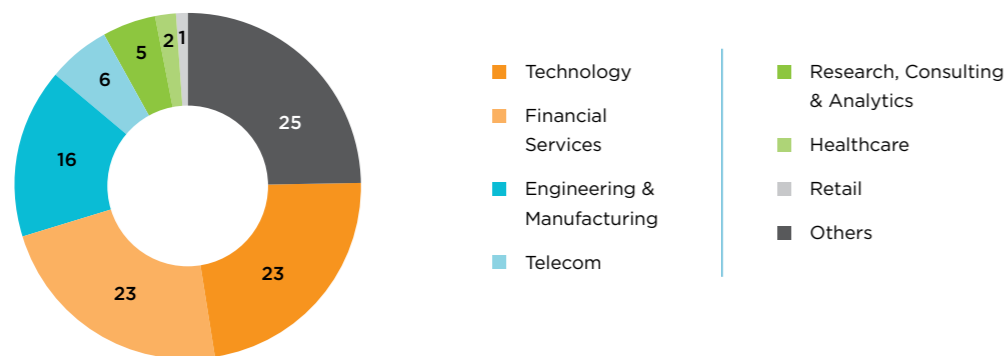
**6.1** msf

Completed area


**3.1** msf

Under construction area

## OCCUPIER MIX (%)



All data as on September 30, 2021



## COMMERCIAL OFFICES

# Embassy Manyata Business Park, Bengaluru

Embassy Manyata is one of India's largest contiguous and most-well known business parks. Spanning 14.8 msf, Embassy Manyata is located in a prominent growth corridor, which connects the international airport to the city centre.

## KEY STATISTICS

2006

Year of commencement

121.76

acres  
Site area

14.8 msf

Leasable area

41

Occupiers

91.8%

Occupancy

₹177,361 mn

Market value

11.8 msf

Completed area

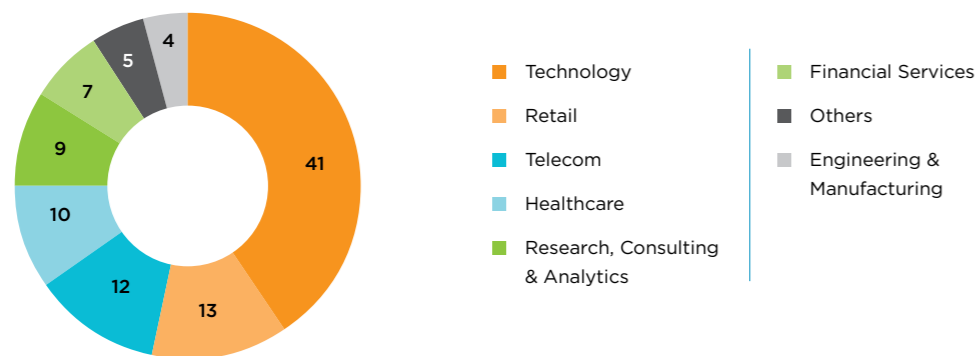
1.1 msf

Under construction area


2.0 msf

Development area

## OCCUPIER MIX (%)



All data as on September 30, 2021



## COMMERCIAL OFFICES

# Embassy GolfLinks, Bengaluru

Located in the heart of Bengaluru, Embassy GolfLinks is one of India's most recognised and awarded business parks.

## KEY STATISTICS

**2004**

Year of commencement

**37.11** acres

Site area

**2.7** msf

Leasable area

**16**

Occupiers

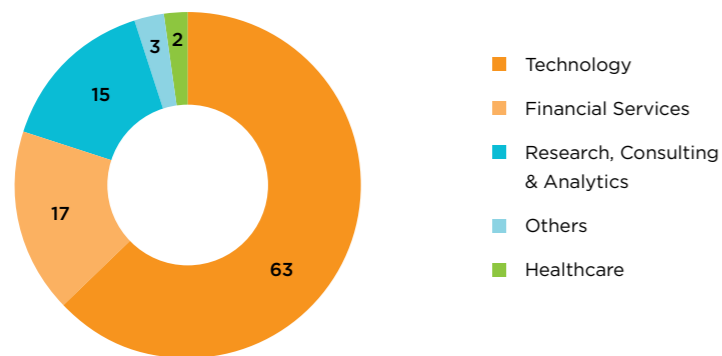
**97.2%**

Occupancy

**₹28,445** mn

Market value\*

## OCCUPIER MIX (%)



All data as on September 30, 2021

\*Details include 50% GLSP. Embassy REIT owns 50% economic interest in GLSP.





## COMMERCIAL OFFICES

# Embassy One, Bengaluru

Embassy One is strategically located on the main road entering Bengaluru CBD from the international airport. It provides premium small format office space to corporate occupiers with the added benefit of being part of a mixed use project that also comprises a luxury Four Seasons Hotel.

## KEY STATISTICS

**2017**

Year of commencement

**3.19** acres

Site area

**0.3** msf

Leasable area

**2**

Occupiers

**5.5%**

Occupancy

**₹4,359** mn

Market value

**195** k msf

Office area

**55** k msf

Retail area

All data as on September 30, 2021



## COMMERCIAL OFFICES

# Express Towers, Mumbai

Express Towers, located in Nariman Point (Mumbai's CBD), enjoys proximity to some of India's most exclusive residential neighbourhoods as well as the state administrative and legislative hubs, such as the Mantralaya (State Secretariat) and Legislative Assembly.

## KEY STATISTICS

**1970**

Year of commencement

**1.46**

acres  
Site area

**0.5** msf

Leasable area

**26**

Occupiers

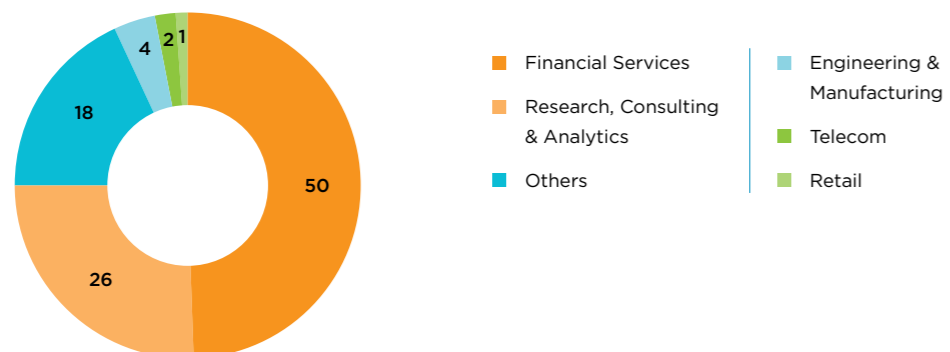
**88.3%**

Occupancy

**₹18,110** mn

Market value

## OCCUPIER MIX (%)



All data as on September 30, 2021



## COMMERCIAL OFFICES

# Embassy 247, Mumbai

Embassy 247 is one of our premium Grade A city-centre office buildings located at Peripheral Business District of Vikhroli on an arterial road (LBS Marg) between Mumbai's two major highways - The Eastern Express Highway and The Western Express Highway.

## KEY STATISTICS

**2009**

Year of commencement

**7.27**

acres  
Site area

**1.2** msf

Leasable area

**19**

Occupiers

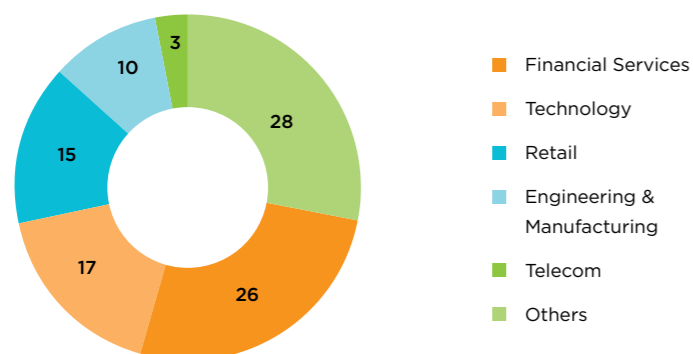
**80.6%**

Occupancy

**₹17,028** mn

Market value

## OCCUPIER MIX (%)



All data as on September 30, 2021

## AWARDS

Embassy 247, Vikhroli Corporate Park Pvt. Ltd. won the **Best Green Building Project of the Year** at the Internet Entrepreneur Awards, for building enterprises for a techfuture hosted by the Future of Tech Congress Awards.



## COMMERCIAL OFFICES

# First International Finance Centre (FIFC), Mumbai

FIFC is one of our finest Grade A city-centre office buildings, and is located in the Bandra-Kurla Complex (BKC) that has emerged as the financial hub of India's commercial capital.

## KEY STATISTICS

2012

Year of commencement

1.99  
acres

Site area

0.4 msf

Leasable area

6

Occupiers

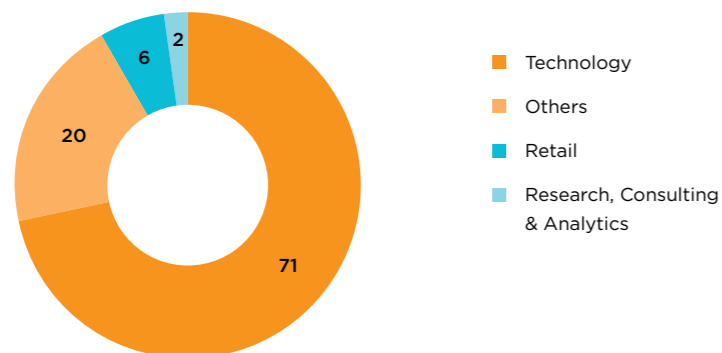
72.9%

Occupancy

₹13,845 mn

Market value

## OCCUPIER MIX (%)



All data as on September 30, 2021



## COMMERCIAL OFFICES

# Embassy TechZone, Pune

Located near the Mumbai-Pune Expressway, Embassy TechZone is a premium office park that is home to many of Pune's marquee corporate occupiers. It provides unhindered connectivity to Mumbai and Pune CBD.

## KEY STATISTICS

2008

Year of commencement

67.45 acres

Site area

5.5 msf

Leasable area

18

Occupiers

88.4%

Occupancy

₹21,628 mn

Market value

2.2 msf

Completed area

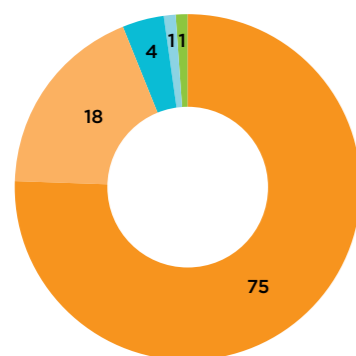
0.9 msf

Under construction area

2.4 msf

Development area

## OCCUPIER MIX (%)



All data as on September 30, 2021

- Technology
- Engineering & Manufacturing
- Healthcare
- Research, Consulting & Analytics
- Financial Services

## AWARDS

Embassy TechZone, Pune was the winner in the **Ecological Sustainability** category at **iNFHRA Workplace Excellence Conference & Awards 2019-20**



## COMMERCIAL OFFICES

# Embassy Quadron, Pune

Embassy Quadron is a large hub of technology companies and among the most popular office locations in Pune. It is located in the West Pune submarket that has emerged among the most popular office locations in the city, and is well connected to Mumbai and Central Pune.

## KEY STATISTICS

**2008**

Year of commencement

**25.52**

acres

Site area

**1.9** msf

Leasable area

**6**

Occupiers

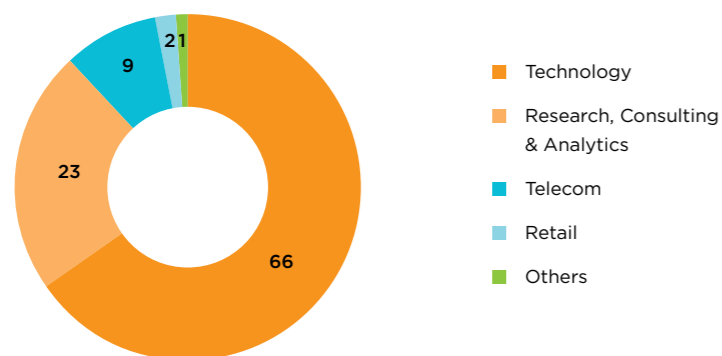
**49.7%**

Occupancy


**₹12,801** mn

Market value

## OCCUPIER MIX (%)



All data as on September 30, 2021



## COMMERCIAL OFFICES

# Embassy Qubix, Pune

Embassy Qubix is located in the submarket of West Pune, and is among the most expansive technology hubs in the city, offering excellent social and lifestyle infrastructure, various transportation links to both Mumbai and Pune Central Business District (CBD), and a large residential catchment catering to the growing technology workforce.

## KEY STATISTICS

2011

Year of commencement

25.16

acres  
Site area

1.5 msf

Leasable area

24

Occupiers

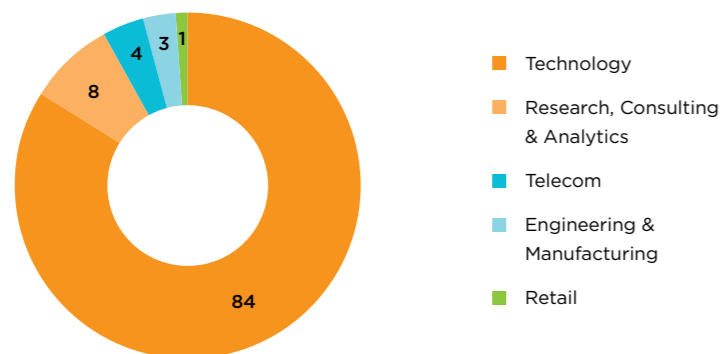
89.7%

Occupancy


₹10,001 mn

Market value

## OCCUPIER MIX (%)



All data as on September 30, 2021



## COMMERCIAL OFFICES

# Embassy Oxygen, Noida

Embassy Oxygen is located close to the Noida-Greater Noida Expressway. The property is one of the city's largest office parks and one of the two SEZ parks in its submarket, complete with architectural brilliance, excellent connectivity and easy availability of STEM talent.

## KEY STATISTICS

2011

Year of commencement

24.83

acres

Site area

2.5 msf

Completed area

6

Occupiers

75.8%

Occupancy

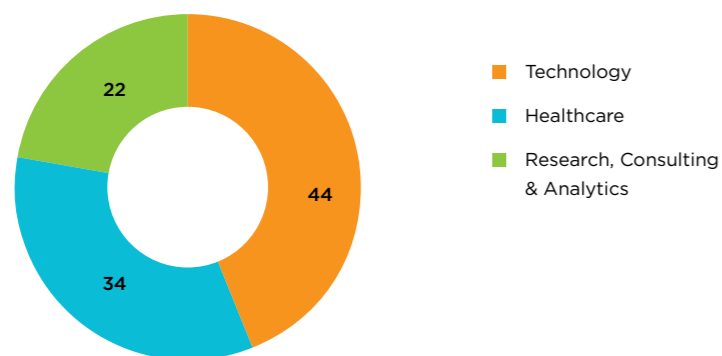
₹23,336 mn

Market value

0.7 msf

Under construction area

## OCCUPIER MIX (%)



All data as on September 30, 2021

## AWARDS

Embassy Oxygen won the **Best Project - Corporate IT Park** award at the Workplace Excellence Awards 2020 by iNFHRA





## COMMERCIAL OFFICES

# Embassy Galaxy, Noida

Embassy Galaxy is one of our campuses located in the peripheral Noida submarket. The property provides an integrated work ecosystem with adjoining residential areas and universities, among others, bringing together many multinational corporate occupiers, a walk-to-work culture and seamless connectivity.

## KEY STATISTICS

**2007**

Year of commencement

**9.88** acres

Site area

**1.4** msf

Leasable area

**7**

Occupiers

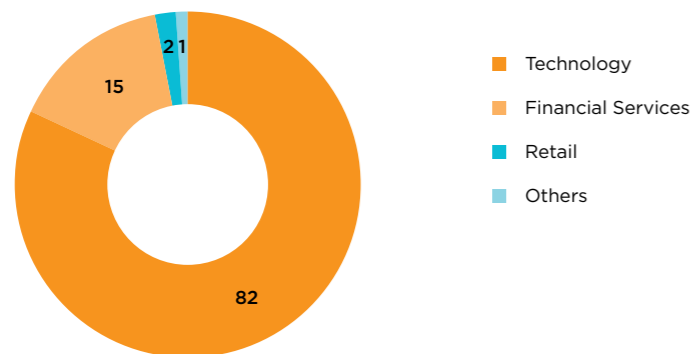
**98.5%**

Occupancy

**₹9,111** mn

Market value

## OCCUPIER MIX (%)



All data as on September 30, 2021



## OTHER ASSETS

# Hilton Embassy GolfLinks, Bengaluru

Integrated into the Embassy GolfLinks ecosystem, the property is a 5-star hospitality asset in our portfolio. It overlooks the picturesque Karnataka Golf Course and is a 247-key hotel set within our most recognised office buildings.

## KEY STATISTICS

2014

Year of commencement

3.59 acres

Site area

30%

Occupancy

₹3,965 mn

Market value

247

Number of hotel keys

5-Star

Hotel category

All data as on September 30,2021



## OTHER ASSETS

# Four Seasons Bengaluru at Embassy One

The Four Seasons at Embassy One is the only luxury hotel situated on the Airport corridor, and is highly complementary to the small-format high-end office premises within the same complex. Nestled within lush, green expanses and premium residential area, the property combines luxury, leisure and work with unrivalled standards.

## KEY STATISTICS

**2019**

Year of commencement

**3.58** acres

Site area

**26%**

Occupancy

**₹7,266** mn

Market value

**230**

Number of hotel keys

**5-Star  
Luxury**

Hotel category

All data as on September 30, 2021



## OTHER ASSETS

# Hilton Hotels Embassy Manyata, Bengaluru

The Hiltons at Embassy Manyata is going to become a 619-key dual hotel set built into the overall campus of Embassy Manyata. The complex will include over 100 k sf of retail and convention centre, including flexible meeting space, a 14,000 sf, pillarless ballroom and outdoor event space of 6,600 sf.

## HOTEL CATEGORY

Hilton  
5-Star

Hilton Garden Inn  
3-Star

## KEY STATISTICS

619

Number of hotel keys

₹5,785 mn

Market value

## Status

Under construction

## Expected completion

June 2022

Retail and  
Convention Centre

Over 100 k sf

All data as on September 30, 2021

**Note:** Hotel value is already included in value of Embassy Manyata in its asset overview



## OTHER ASSETS

# Embassy Energy, Bengaluru

Embassy Energy is our 460-acre solar park (capacity of 100 MW), which has become a source of green energy to our properties in Bengaluru. The plant has a capacity of 215 million units per annum, and offsets up to 200 million kg of CO<sub>2</sub> annually.

## KEY STATISTICS

2018

Year of commencement

460 acres

Site area

₹9,144 mn

Market value

100 MW

Capacity

215 mn

Annual capacity

All data as on September 30, 2021



# Report on Corporate Governance

## OVERVIEW

Embassy Office Parks REIT (“Embassy REIT”) seeks to ensure a high standard of corporate governance consistent with global best practices. Our governance framework emphasises accountability, transparency and integrity, with a view to maximising Unitholder value. Embassy REIT has in place a comprehensive set of compliance policies to implement this corporate governance framework.

## Authorisation structure

Embassy REIT was settled on March 30, 2017 at Bengaluru, Karnataka, India as an irrevocable trust under the provisions of the Indian Trusts Act, 1882, pursuant to a trust deed dated March 30, 2017 as amended on September 11, 2018. Embassy REIT was registered with SEBI on August 3, 2017 as a real estate investment trust under Regulation 3(1) of the Securities and Exchange Board of India (Real Estate Investment Trusts) Regulations, 2014 (“REIT Regulations”) having registration number IN/REIT/17-18/0001. Embassy Sponsor and Blackstone Sponsor are the sponsors of Embassy REIT. Units of Embassy REIT were listed on National Stock Exchange of India Limited (“NSE”) and BSE Limited (“BSE”) on April 1, 2019.

## Manager

Embassy Office Parks Management Services Private Limited (“EOPMSPL” or “Manager”) is the Manager of Embassy REIT. The Manager is a private limited company incorporated in India under the Companies Act, 1956 on January 31, 2014 at Bengaluru, Karnataka. EOPMSPL is held by Embassy Sponsor and certain entities forming part of the Blackstone Sponsor Group with the shareholding of 51% and 49%, respectively. The Manager’s role is to manage Embassy REIT and its assets in accordance with the Trust Deed, the Investment Management Agreement and the REIT Regulations in the interests of Unitholders.

## Trustee

Axis Trustee Services Limited is the Trustee of Embassy REIT. The Trustee is a registered intermediary with SEBI under the Securities and Exchange Board of India (Debenture Trustees) Regulations, 1993, as a debenture trustee with registration number IND000000494 which is valid until suspended or cancelled by SEBI. The Trustee is a wholly owned subsidiary of Axis Bank Limited.

The Trustee is not an Associate of either of the Sponsors or the Manager. The Trustee is responsible for safe custody of the assets of the Embassy REIT and holds the assets in trust for the benefit of the Unitholders.

## Governance statement

For the half-year ended September 30, 2021, the Manager and Embassy REIT have complied with the provisions of the Trust Deed, the REIT Regulations and the Corporate Governance policies.

## BOARD OF DIRECTORS AND MANAGEMENT CONSTITUTION OF THE BOARD

a. The Manager has 8 (eight) Directors. All the Directors of the Manager are Non-Executive Directors, one half of which are Independent Directors including one Woman Director. The profiles of the Directors are set forth on page 42-45 of this report.

Mr. Jitendra Virwani has been elected as the Chairperson of the Board of Directors of the Company for the Financial Year 2021-22.

Mr. Asheesh Mohta is alternate director to Mr. Robert Christopher Heady.

b. The Board is responsible for the overall management and governance of the Manager.

c. Mr. Michael D Holland (as the Chief Executive Officer of the Manager) is responsible for the day-to-day business operations and the management of the Manager and Embassy REIT, subject to the superintendence, control and direction of the Board of Directors of the Manager.

## Meetings of the Board of directors

a. Two Board Meetings were held during the six months ended September 30, 2021 i.e., on April 29, 2021 and July 28, 2021, respectively. The necessary quorum was present through Audio-Visual Electronic Communication Means for all the meetings. The time gap between the two board meetings was less than 120 days.

b. The Board meets at regular intervals to discuss and decide on policies and business strategy apart from other Board and compliance matters. Advance notice is given to all directors to schedule the Board meetings, including those held at shorter notice, in accordance with applicable law. The agenda and other related papers are circulated to the Directors ahead of the meetings. The minutes of the meetings of all the Board and Committees are circulated to all the Directors and are finalised after incorporating comments of the Directors, if any. Unanimous decisions were carried through and there were no instances where any director expressing any dissenting views.

c. The Board and Committee meetings are scheduled in co-ordination with the offices of the directors. In case of a special and urgent business needs, the Board’s approval is taken by passing resolutions through circulation, subject to applicable law, which are noted and confirmed in the subsequent Board meeting.

d. None of the Directors is a member of more than ten Board level committees (considering only Audit Committee and Stakeholders’ Relationship Committee) or Chairman of more than five committees across all public limited companies (listed or unlisted).

e. The Company has availed Directors and Officers Insurance for all its Directors, including Independent Directors of the Company.

f. The Board passed three circular resolutions during the six months ended September 30, 2021 i.e., on June 11, 2021 covering matters which were subsequently noted by the Board in their meeting held on July 28, 2021 and *inter-alia*, approved:

(i) the Annual Report of Embassy REIT for the financial year ended March 31, 2021;

(ii) an amended “Distribution Policy” of Embassy REIT; and

(iii) notice of the Third Annual Meeting of the Unitholders for the financial year ended March 31, 2021.

g. Performance Evaluation of the Board, its Committees and Individual Directors, including Independent Directors:

The Board, in consultation with its Nomination & Remuneration Committee, has formulated a framework containing, *inter-alia*, the process, format, attributes and criteria for the performance evaluation of the entire Board, its Committees and individual Directors, including Independent Directors. The framework is monitored, reviewed and updated by the Board, in consultation with the Nomination and Remuneration Committee.

The Independent Directors had met separately on April 28, 2021 without the presence of Non-Independent Directors and the management and discussed, *inter-alia*, the performance of Non-Independent Directors and the Board as a whole and the performance of the Chairperson of the Board of Directors of the Company after taking into consideration the views of Non-Independent Directors. The Directors expressed their satisfaction with the evaluation process.

## The table below sets out the number of Board and Unitholder meetings attended by each director:

Name of the Director	Category	Number of Board Meetings attended during the half-year ended September 30, 2021	Whether attended the meeting of the Unitholders held on July 08, 2021
Mr. Anuj Puri	Independent Director Non-Executive Director	2	Yes
Mr. Vivek Mehra	Independent Director Non-Executive Director	2	Yes
Dr. Ranjan Pai	Independent Director Non-Executive Director	2	Yes
Dr. Punita Kumar Sinha	Independent Director Non-Executive Director	2	Yes
Mr. Jitendra Virwani	Non-Independent Non-Executive Director	2	Yes
Mr. Aditya Virwani	Non-Independent Non-Executive Director	2	Yes
Mr. Tuhin Parikh	Non-Independent Non-Executive Director	Nil	Yes
Mr. Robert Christopher Heady	Non-Independent Non-Executive Director	2	Yes
Mr. Asheesh Mohta*	Non-Independent Alternate Director	NA	NA

\*Alternate director to Mr. Robert Christopher Heady

i. Due to the COVID-19 pandemic, Embassy REIT held all its Board, Committee and Unitholder meetings through Audio-Visual Electronic Communication Means.

## REPORT ON CORPORATE GOVERNANCE (CONTD.)

II. As on September 30, 2021, the following members of the Board, Key Personnel and senior management held units in the Embassy REIT:

Name	Category	Number of Embassy REIT Units held
Mr. Vivek Mehra	Independent Director	6,400
Mr. Aditya Virwani	Non-Executive Director	5,200
Mr. Michael D Holland	Chief Executive Officer	265,200

Mr. Karan Virwani holds 2,000 Units. He is related to Mr. Aditya Virwani and Mr. Jitendra Virwani, both of whom are Non-Executive Directors.

**Committees constituted by the board**

The Board has constituted nine (9) committees. The composition and terms of reference of each of those committees is set forth below:

Committee	Composition	
Audit Committee	<b>Name</b>	<b>Category</b>
	Mr. Vivek Mehra - Chair	Independent Non-executive Director
	Mr. Anuj Puri	Independent Non-executive Director
	Dr. Punita Kumar Sinha	Independent Non-executive Director
	Dr. Ranjan Pai	Independent Non-executive Director
	Mr. Jitendra Virwani	Non-independent Non-executive Director
	Mr. Robert Christopher Heady* *Mr. Asheesh Mohta, Alternate Director to Mr. Robert Christopher Heady	Non-independent Non-executive Director
Nomination and Remuneration Committee	<b>Name</b>	<b>Category</b>
	Dr. Ranjan Pai - Chair	Independent Non-executive Director
	Mr. Jitendra Virwani	Non-independent Non-executive Director
	Mr. Tuhin Parikh	Non-independent Non-executive Director
	Mr. Vivek Mehra	Independent Non-executive Director
Stakeholders' Relationship Committee	<b>Name</b>	<b>Category</b>
	Dr. Punita Kumar Sinha - Chair	Independent Non-executive Director
	Mr. Aditya Virwani	Non-independent Non-executive Director
	Mr. Robert Christopher Heady* *Mr. Asheesh Mohta, Alternate Director to Mr. Robert Christopher Heady	Non-independent Non-executive Director
	Mr. Vivek Mehra	Independent Non-executive Director
Corporate Social Responsibility Committee	<b>Name</b>	<b>Category</b>
	Dr. Ranjan Pai - Chair	Independent Non-executive Director
	Mr. Aditya Virwani	Non-independent Non-executive Director
	Mr. Tuhin Parikh	Non-independent Non-executive Director
Risk Management Committee	<b>Name</b>	<b>Category</b>
	Mr. Vivek Mehra - Chair	Independent Non-executive Director
	Dr. Ranjan Pai	Independent Non-executive Director
	Dr. Punita Kumar Sinha	Independent Non-executive Director
	Mr. Anuj Puri	Independent Non-executive Director
	Mr. Jitendra Virwani	Non-independent Non-executive Director
	Mr. Robert Christopher Heady* *Mr. Asheesh Mohta, Alternate Director to Mr. Robert Christopher Heady	Non-independent Non-executive Director

Committee	Composition	
Investment Committee	<b>Name</b>	<b>Category</b>
	Mr. Anuj Puri - Chair	Independent Non-executive Director
	Dr. Ranjan Pai	Independent Non-executive Director
	Mr. Jitendra Virwani	Non-independent Non-executive Director
	Mr. Tuhin Parikh	Non-independent Non-executive Director
Debenture Committee	<b>Name</b>	<b>Category</b>
	Mr. Tuhin Parikh	Non-independent Non-executive Director
	Mr. Aditya Virwani	Non-independent Non-executive Director
	Mr. Vikaash Khdloya	Deputy Chief Executive Officer and COO
	Mr. Aravind Maiya	Chief Financial Officer
Securities Committee	<b>Name</b>	<b>Category</b>
	Mr. Tuhin Parikh	Non-independent Non-executive Director
	Mr. Aditya Virwani	Non-independent Non-executive Director
	Mr. Anuj Puri	Independent Non-Executive Director
	Mr. Jitendra Virwani	Non-independent Non-executive Director
Management Committee	<b>Name</b>	<b>Category</b>
	Mr. Michael D Holland	Chief Executive Officer
	Mr. Vikaash Khdloya	Deputy Chief Executive Officer and COO
	Mr. Aravind Maiya	Chief Financial Officer

**Environment, Social and Governance ("ESG")**

An Environment Social and Governance (ESG) Committee has been established to drive ESG initiatives and compliances. The ESG Committee is a cross-functional management committee of the Manager. It is chaired by the Chief Executive Officer of the Manager, with the Head-Operations of the Manager as the Secretary to the Committee. The Committee reports to the Management Committee and the Chairperson of the ESG Committee is responsible to provide the ESG update to the Management Committee every quarter. The Secretary is responsible for setting the agenda and circulating the minutes of the Committee Meetings.

The Committee is responsible for aligning Embassy REIT's ESG objectives along with its business objectives by creating a periodic Environmental, Social and Governance road map for achieving the Embassy REIT's goals and targets. The Committee is responsible for overseeing all ESG initiatives. It plays a pivotal role in analysing current and emerging ESG trends that may have an impact on business, operations, performance, stakeholders needs and interests, and advising the Board on appropriate actions for the same.

**Audit Committee - Terms of Reference**

The Board of Directors at its meeting held on October 29, 2021, have revised the terms of reference of the Audit Committee. The revised terms of reference of the Audit Committee are set out below:

a. Providing recommendations to the Board of Directors regarding any proposed distributions;

- b. Overseeing the Embassy REIT's financial reporting process and disclosure of its financial information to ensure that its financial statements are correct, sufficient and credible;
- c. Giving recommendations to the Board of Directors regarding appointment re-appointment and replacement, remuneration and terms of appointment of the statutory auditors of the Embassy REIT and the audit fee, subject to the approval of the Unitholders (if required under applicable law);
- d. Reviewing and monitoring the independence and performance of the statutory auditors of the Embassy REIT, and effectiveness of audit process;
- e. Approving payments to statutory auditors of the Embassy REIT for any other services rendered by such statutory auditors;
- f. Reviewing the annual financial statements and auditors' report thereon of the Embassy REIT, before submission to the Board of Directors for approval, with particular reference to:
  - i. changes, if any, in accounting policies and practices and reasons for such change;
  - ii. major accounting entries involving estimates based on the exercise of judgment by management;

## REPORT ON CORPORATE GOVERNANCE (CONTD.)

- Embassy Office Parks REIT / Half-Yearly Report 2021-22
- iii. significant adjustments made in the financial statements arising out of audit findings;
  - iv. compliance with listing and other legal requirements relating to financial statements;
  - v. disclosure of any related party transactions; and
  - vi. modified opinions in the draft audit report;
- g. reviewing, with the management, the quarterly financial statements before submission to the board for approval;
  - h. Reviewing, with the management, the statement of uses/application of funds raised through an issue of units or other securities (if applicable) by Embassy REIT (public issue, rights issue, preferential issue, etc.) and the statement of funds utilized for purposes other than those stated in the offer documents/ notice, and making appropriate recommendations to the Board of Directors for follow-up action and monitoring the use of proceeds of offerings of securities of the Embassy REIT, as applicable;
  - i. Reviewing and monitoring the Embassy REIT's auditors' independence and performance, and effectiveness of the audit process;
  - j. Approval or any subsequent modifications of transactions of the Embassy REIT with related parties, as may be required under applicable law;
  - k. Scrutiny of inter-corporate loans and investments of the Embassy REIT, as applicable;
  - l. Reviewing valuation reports required to be prepared under applicable law, periodically, and as required, under applicable law.
  - m. Evaluating internal financial controls and risk management systems of the Embassy REIT;
  - n. Reviewing, with the management, the performance of statutory and internal auditors of the Embassy REIT, and adequacy of the internal control systems, as applicable;
  - n. Reviewing the adequacy of internal audit function of the Embassy REIT, if any, including the structure of the internal audit department, staffing and seniority of the official heading the department, reporting structure coverage and frequency of internal audit;
- o. Reviewing the findings of any internal investigations by the internal auditors of Embassy REIT in matters where there is suspected fraud or irregularity or a failure of internal control systems of a material nature and reporting the matter to the Board of Directors;
  - p. Reviewing the procedures put in place by the Manager for managing any conflict that may arise between the interests of the Unitholders, the parties to the Embassy REIT and the interests of the Manager, including related party transactions, the indemnification of expenses or liabilities incurred by the Manager, and the setting of fees or charges payable out of the Embassy REIT's assets;
  - q. Discussing with statutory auditors and valuers of the Embassy REIT prior to commencement of the audit or valuation, respectively, about the nature and scope, as well as post-audit/ valuation discussion to ascertain any area of concern;
  - r. Reviewing and monitoring the independence and performance of the valuer of the Embassy REIT;
  - s. Giving recommendations to the Board of Directors regarding appointment, re-appointment and replacement, remuneration and terms of appointment of the valuer of the Embassy REIT;
  - t. Evaluating any defaults or delay in payment of distributions to the Unitholders or dividends/ distributions by the Asset SPVs to the Embassy REIT and payments to any creditors of the Embassy REIT or the Asset SPVs, and recommending remedial measures;
  - u. [ ]
  - v. Reviewing periodically the statement of related party transactions, submitted by the management;
  - w. Reviewing the Management letters/ letters of internal control weaknesses issued by the statutory auditors of the Embassy REIT;
  - x. Discussion with internal auditors of the Embassy REIT of any significant findings and follow up there on and the internal auditors may report directly to the Audit Committee;
  - y. To review the functioning of the whistle blower mechanism/vigil mechanism;
- z. Approval of appointment of chief financial officer after assessing the qualifications, experience and background, etc. of the candidate;
  - aa. Reviewing the utilization of loans and/ or advances from/investment by the Embassy REIT/holding company in the holding company/ special purpose vehicle exceeding rupees 100 crore or 10% of the asset size of the subsidiary, whichever is lower, or such other thresholds as may be prescribed and as may be required under applicable law; and
  - ab. Consider and comment on rationale, cost-benefits and impact of schemes involving merger, demerger, amalgamation etc., on the Embassy REIT and its Unitholders, to the extent applicable;
  - ac. To investigate any activity within its terms of reference, seek information from any employee, obtain outside legal or other professional advice and secure attendance of outsiders with relevant expertise, if it considers necessary;
  - ad. Periodic review compliance with the provisions of the Code on unpublished price sensitive information and dealing in securities of the Embassy REIT and Code of Practices and Procedures for Fair Disclosure in respect of the Embassy REIT, verification that the systems for internal control are adequate and are operating effectively and general supervision of the implementation of such Code;
  - ae. Formulating any policy for the Manager, as necessary, in relation to its functions, as specified above;
  - af. Performing such other activities or functions as may be delegated by the Board of Directors of the Manager and/or prescribed under any applicable law.
- The Audit Committee shall mandatorily review the following information:
- a. management discussion and analysis of financial condition and results of operations;
  - b. statement of significant related party transactions (as defined by the Audit Committee), to the extent applicable, submitted by management;
  - c. management letters / letters of internal control weaknesses issued by the statutory auditors;
  - d. internal audit reports relating to internal control weaknesses;
- e. the appointment, removal and terms of remuneration of the chief internal auditor;
  - f. statement of deviations:
    - (a) quarterly statement of deviation(s) including report of monitoring agency, if applicable, submitted to stock exchange(s) in terms of the Securities and Exchange Board of India (Real Estate Investment Trusts) Regulations, 2014 and to the extent applicable, the Securities and Exchange Board of India (Listing Obligations and Disclosure Requirements) Regulations, 2015, together with the circulars, clarifications, guidelines and notifications issued thereunder, each as amended.
    - (b) annual statement of funds utilized for purposes other than those stated in the offer document/prospectus/notice in terms of the Securities and Exchange Board of India (Real Estate Investment Trusts) Regulations, 2014 and to the extent applicable, the Securities and Exchange Board of India (Listing Obligations and Disclosure Requirements) Regulations, 2015, together with the circulars, clarifications, guidelines and notifications issued thereunder, each as amended.
- Nomination and Remuneration Committee - Terms of Reference**
- The Board of Directors at their meeting held on October 29, 2021, have revised the terms of reference of the Nomination and Remuneration Committee. The revised the terms of reference of the Nomination and Remuneration Committee are set out below:
- a. Formulation of the criteria for determining qualifications, positive attributes and independence of a director and recommend to the board of directors of the Manager a policy relating to, the remuneration of the directors, key managerial personnel and other employees. For every appointment of an independent director, the Nomination and Remuneration Committee shall evaluate the balance of skills, knowledge and experience on the board of directors and on the basis of such evaluation, prepare a description of the role and capabilities required of an independent director. The person recommended to the board of directors for appointment as an independent director shall have the capabilities identified in such description. For the purpose of identifying suitable candidates, the Nomination and Remuneration Committee may:



## REPORT ON CORPORATE GOVERNANCE (CONTD.)

- Embassy Office Parks REIT / Half-Yearly Report 2021-22
- (i) use the services of an external agencies, if required;
- (ii) consider candidates from a wide range of backgrounds, having due regard to diversity; and
- (iii) consider the time commitments of the candidates;
- b. Formulation of criteria for evaluation of performance of independent directors and the board of directors;
- c. Devising a policy on diversity of the board of directors of the Manager;
- d. Identifying persons who are qualified to become directors and who may be appointed in senior management in accordance with the criteria laid down, and recommend to the board of directors their appointment and removal, to the extent required under applicable law;
- e. Determining whether to extend or continue the term of appointment of the independent directors, on the basis of the report of performance evaluation of independent directors;
- f. Ensuring that the level and composition of remuneration is reasonable and sufficient to attract, retain and motivate directors of the quality required to run the Manager successfully;
- g. Recommending to the board of directors, all remuneration, in whatever form, payable to senior management, to the extent required under applicable law;
- h. Overseeing the administration and execution of any employee incentive scheme adopted in relation to the employees of the Company including the Employee Incentive Plan 2020 (“Plan 2020”), including matters relating to the settlement and administration of any employee welfare trusts. The role of the committee shall, *inter-alia*, include determining the following:
- i. the eligibility criteria for employees eligible for incentives under the Plan 2020;
- ii. the terms and conditions of the awards granted under the Plan 2020, including the Deferred Unit awards and Performance Unit awards, including the criteria and performance parameters for the granting and vesting of such awards to eligible employees;
- iii. the number of tranches in which the awards are to be granted and the number of awards to be granted in each such tranche;
- iv. the quantum of awards to be granted to each employee under the Plan 2020;
- v. the timing of issuance of the letters of grant, vesting letters, or amendments or modifications thereto, determining the pool of units available for grant and the timing of contributions to such pool;
- vi. the number of awards if any, reserved for granting to new employees who would join the services of the Company;
- vii. specify the method, as applicable, which the Company shall use to value the awards;
- viii. lay down the procedure for cashless exercise of awards, if any;
- ix. provide for the grant, vesting and exercise of awards in case of eligible employees or awards holders who are on long leave or who have been seconded to any other company by the Company;
- x. the vesting and exercise period for the awards;
- xi. terms on which the awards would lapse on failure to Exercise within the relevant exercise period;
- xii. specifying the time period within which an employee shall exercise the vested awards in the event of termination or resignation of such employee;
- xiii. the conditions under which the vested awards may lapse, in case of termination of employment for fraud or misconduct;
- xiv. the treatment of unvested awards upon events including but not limited to, termination of employment or upon a director ceasing to hold office;
- xv. the procedure for surrender and cancellation of awards, if required;
- xvi. framing appropriate procedures and rules for granting, vesting and exercise of awards and amending, altering, modifying or rescinding such procedures and rules from time to time;
- xvii. ensuring submission of information, reports, etc., in connection with the Plan 2020 or the EWT, if required, to the recognised stock exchange(s) at stipulated periodical intervals or otherwise, as the case may be;
- xviii. obtaining permissions from, and making periodic reports, to regulatory authorities, as may be required, and ensuring compliance with applicable law;
- xix. laying down a method for satisfaction of any tax obligation arising in connection with the awards in compliance with applicable law;
- xx. provide for any statutory, contractual, regulatory or such other matters as may be necessary for the administration and implementation of the Plan 2020 in accordance with applicable law;
- xxi. finalize, approve and authorise executives of the Company to execute various agreements, deeds, writings, confirmations, undertakings, indemnities, letters or other documents, as may be necessary, under the common seal of the Company or otherwise, with any party including the Blackstone Sponsor Group and the Embassy Sponsor group, legal advisors, accountants, registrar and transfer agents, depositories, custodians, trustees, bankers, employees and/or others for the purposes of the Plan 2020 and accept modifications, changes and amendments to any such documents/agreements;
- xxii. formulation of suitable policies and systems to ensure that there is no violation of any applicable law;
- xxiii. such other matters, not captured above, which may be required in relation to the implementation of the Plan 2020 in accordance with applicable law and the terms set out herein;
- xxiv. formulate various sets of special terms and conditions under the Plan 2020 to apply to an employee (or his nominee or legal heir, as the case may be). Each of such sets of special terms and conditions under the Plan 2020 shall be restricted in their application to such employee (or his respective nominees/ legal heirs). The Nomination and Remuneration Committee may also formulate separate sets of special terms and conditions to apply to each class or category of employees (or their respective nominees/legal heirs) and each of such sets of special terms and conditions shall be restricted in its application to such class or category of employees (or their respective nominees/legal heirs);
- xxv. the Nomination and Remuneration Committee may appoint a third party to administer the Plan 2020 and support employee communication, on its behalf;
- xxvi. any and all the above matters in relation to any other employee incentive scheme that may be considered or adopted by the Company in the future; and
- xxvii. delegate activities pertaining to any and all of the above matters to one or more persons as it may deem fit;
- i. Performing such other activities or functions as may be delegated by the board of directors of the Manager and/or prescribed under any applicable law.
- Stakeholders' Relationship Committee - Terms of Reference**
- The Board of Directors in their meeting held on October 29, 2021 have revised the terms of committee, the revised the terms of reference of the Stakeholders' Relationship Committee is set out below:
- a. Considering and resolving grievances of security holders of the Embassy REIT, including complaints related to the transfer or transmission of units, non-receipt of annual report and non-receipt of declared distributions, general meetings etc.;
- b. Reviewing of any litigation related to Unitholders' grievances;
- d. Reporting specific material litigation related to Unitholders' grievances to the Board of Directors;
- e. Approving report on investor grievances, if any, to be submitted to the Trustee by the Manager;
- f. Review of measures taken for effective exercise of voting rights by Unitholders;
- g. Review of adherence to the service standards adopted by the Embassy REIT in respect of various services being rendered by the Registrar & Share Transfer Agent;

## REPORT ON CORPORATE GOVERNANCE (CONTD.)

- h. Review of the various measures and initiatives taken by the Embassy REIT for reducing the quantum of unclaimed distributions and ensuring timely receipt of distribution warrants/annual reports/statutory notices by the Unitholders of the Company; and
- i. Performing such other activities or functions as may be delegated by the Board of Directors of the Manager and/or prescribed under any applicable law.
- f. To keep the Board informed about the nature and content of its discussions, recommendations and actions to be taken;
- g. Assisting the Board in formulating risk strategies, policies, frameworks, models and procedures in liaison with management and in the discharge of its duties relating to corporate accountability and associated risk in terms of management assurance and reporting;

**Corporate Social Responsibility Committee - Terms of Reference**

The terms of reference of the Corporate Social Responsibility Committee include the following:

- a. Formulating and recommending to the Board, a CSR Policy, which shall indicate the activities to be undertaken by the Company in areas or subject, specified in Schedule VII of the Companies Act, 2013 and their budgets as well as recommendation of any subsequent change/modification to the CSR Policy;
- b. Instituting an implementation and monitoring mechanism for CSR Activities and CSR Policy;
- c. Periodically updating the Board on the progress being made in the planned CSR Activities; and
- d. Providing a responsibility statement in the Board's Report.
- i. Investigating areas of corporate risk and breakdowns in internal controls, in coordination with the Audit Committee;
- j. Periodically reviewing the enterprise risk management process of the Embassy REIT;
- k. Reviewing and assessing the quality, integrity and effectiveness of the risk management systems and ensure that the risk policies and strategies are effectively managed;
- l. To monitor and oversee implementation of the risk management policy, including evaluating the adequacy of risk management systems;
- m. Ensuring effective and timely implementation of corrective actions to address risk management deficiencies;

**Risk Management Committee - Terms of Reference**

The Board of Directors in their meeting held on October 29, 2021 have revised the terms of committee, the revised the terms of reference of the Risk Management Committee is set out below:

- a. Assessing the Embassy REIT's risk profile and key areas of risk;
- b. Recommending the adoption of risk assessment and rating procedures;
- c. To ensure that appropriate methodology, processes and systems are in place to monitor and evaluate risks associated with the business of the Embassy REIT;
- d. Examining and determine the sufficiency of the internal process for reporting on and managing key risk areas;
- e. Assessing and recommending to the Board the acceptable levels of risk;
- n. To formulate a detailed risk management policy which shall include:
- A framework for identification of internal and external risks specifically faced by the listed entity, in particular including financial, operational, sectoral, sustainability (particularly, ESG related risks), information, cyber security risks or any other risk as may be determined by the Committee.
  - Measures for risk mitigation including systems and processes for internal control of identified risks.
  - Business continuity plan.
- o. To periodically review the risk management policy, at least once in two years, including by considering the changing industry dynamics and evolving complexity;
- p. The Risk Management Committee shall have powers to seek information from any employee, obtain outside legal or other professional advice and secure attendance of outsiders with relevant expertise, if it considers necessary;

- q. The appointment, removal and terms of remuneration of the Chief Risk Officer (if any) shall be subject to review by the Risk Management Committee;
- r. Performing such other activities or functions as may be delegated by the Board and/or prescribed under any applicable law; and
- s. The Risk Management Committee shall coordinate its activities with other committees, in instances where there is any overlap with activities of such committees, as per the framework laid down by the Board.

**Investment Committee - Terms of Reference**

The terms of reference of the Investment Committee include the following:

- a. Reviewing of investment decisions with respect to the underlying assets or projects of the Embassy REIT including any further investments or divestments to ensure protection of the interest of Unitholders including, investment decisions which are related party transactions;
- b. Undertaking all functions in relation to protection of Unitholders' interests and resolution of any conflicts while making an investment, including reviewing agreements or transactions in this regard;
- c. Approving any proposal in relation to acquisition of assets or further issue of Units including in relation to acquisition of assets;
- d. Formulating any policy for the Manager as necessary, in relation to its functions, as specified above; and
- e. Performing such other activities as may be delegated by the Board of Directors of the Manager and/ or are statutorily prescribed under any law to be attended by the Investment Committee.

**Management Committee - Terms of Reference**

The terms of reference of the Management Committee include the following:

- a. Adopting, reviewing and monitoring of various policies, systems and procedures with regards to day to day operations such as human resource, information technology, data management etc.;
- b. Investing of idle funds of Embassy REIT in areas and up to a limit specifically delegated by the Board of Directors;

- c. Monitoring of Accounts Receivables, Accounts Payables and other routine finance related matters;
- d. Providing status updates on various statutory matters such as Income Tax, Goods and Service Tax, Labour Laws etc.;
- e. Providing status updates on pending litigations initiated by or against the Manager (if any);
- f. Providing reviews and recommendations on all matters presented to the Board including the following:
- i. Business and strategy review;
  - ii. Long-term financial projections and cash flows;
  - iii. Capital and revenue budgets and capital expenditure programmes;
  - iv. Acquisitions, divestments and business restructuring proposals; and
  - v. Senior management succession planning.
- g. Opening, operating, modifying and/or closing any and all bank accounts of and/or in the name of the Manager and/or Embassy REIT including authorising any official/s to do any and all actions for or in connection therewith, with or without monetary limit on such authority, from time to time;
- h. To avail, renew and enhance the Auto Loan facilities including bank overdraft, from time to time, up to prescribed limits and authorise execution of loan and other agreements including hypothecation agreements and to create charges on the Company's assets;
- i. To approve any amendments to the primary/secondary approvers under the Delegation of Authority Matrix ("DoA") of Embassy REIT, its holding company and special purpose vehicles and the Company from time to time, provided that any modification of the prescribed limits under the DoA shall be approved by the Board of Directors; and
- j. To consider and approve including authorising such officials of the Company for approval and execution of undertaking(s), declaration(s), guarantee(s), letters of comfort and such other documents to the banks/financial institutions with respect to financial assistance availed for loans availed by the Special Purpose Vehicle's and Holdco of Embassy Office Parks REIT.

## REPORT ON CORPORATE GOVERNANCE (CONTD.)

- k. Opening, operating, modifying and / or closing of any and all demat account(s) of and / or in the name of the Company and / or Embassy Office Parks REIT including authorising any official/s to do any and all actions for or in connection therewith, from time to time.

**Debenture Committee - Terms of Reference**

The terms of reference of the Debenture Committee include the following:

- a. perform all actions and undertake all responsibilities of the REIT to be undertaken by the Company pursuant to the Investment Management Agreement;
- b. approve the debt proposed to be availed by the REIT including by way of issuance and listing of non-convertible debentures;
- c. approve the terms and execution of the transaction contemplated by the Transaction Documents (to which it is a party);
- d. comply with the requirements applicable to an investment manager under the REIT Regulations and under applicable law;
- e. completing all legal, statutory and procedural formalities, including appointment of various intermediaries, filing / registering the Information Memorandum with SEBI, BSE Limited or/and National Stock Exchange of India Limited, as the case may be (the "Stock Exchanges"), authorising affixation of common seal (if applicable), and any other forms or applications required to be filed with any other statutory agencies or relevant authorities in accordance with applicable law and do all acts in relation thereto;
- f. approve the terms and execute the Transaction Documents (to which it is a party), and any other document designated in writing as a transaction document by the Trustee (as the case may be) and the REIT;
- g. to appoint a director or other authorised persons to, *inter-alia*, negotiate, finalise and execute the Transaction Documents (to which it is a party);
- h. authorising any director or directors of the Company or other officer or officers of the Company, including by the grant of power of attorney, to do such acts, deeds and things as such authorised person in his/her/its absolute discretion may deem necessary or desirable in connection with the Issue;

- i. giving or authorising any concerned person on behalf of the Company to give such declarations, affidavits, certificates, consents and authorities as may be required from time to time;

- j. authorising the appointment of credit rating agencies in order to obtain a credit rating in relation to the Debentures;

- k. authorising any director or directors of the Company or other officer or officers of the Company to participate in investor road shows and prepare investor presentations for syndication of the Debentures;

- l. approving the information memorandum (including amending, varying or modifying the same, however fundamental they may be, as may be considered desirable or expedient) in relation to the Issue of Debentures;

- m. filing of the information memorandum with BSE Limited or/and National Stock Exchange of India Limited, as the case may be (the "Stock Exchanges") within the prescribed time period and setting up an online bidding mechanism on the electronic book platform of the Stock Exchanges, in accordance with applicable law;

- n. obtaining in-principle approval, seeking the listing of the Debentures on the Stock Exchanges, submitting the listing application to such Stock Exchange and taking all actions that may be necessary in connection with obtaining such listing;

- o. dealing with all matters up to allotment of the Debentures to the debenture holders;

- p. authorising the maintenance of a register of debenture holders;

- q. dealing with all matters relating to the issue and listing of the Debentures as specified under REIT Regulations, the SEBI (Issue and Listing of Debt Securities) Regulations, 2008, SEBI (Debenture Trustee) Regulations, 1993 and any guidelines as may be issued by SEBI or the Reserve Bank of India ("RBI") in this regard;

- r. dealing with all matters in relation to availing of loan by the REIT as specified under REIT Regulations and under any other applicable law;

- s. opening and operating of bank accounts for the Issue;

- t. accepting and utilising the proceeds of the non-convertible debentures issued by the REIT in the manner provided under the respective transaction documents and the applicable law;

- u. deciding the pricing and the terms of the non-convertible debentures issued by the REIT (including but not limited to creation of security on all securities held by the REIT in its Secured SPVs), and all other related matters;

- v. appointing the registrar and any other intermediaries and security trustee / debenture trustee in relation to the Debentures, in accordance with the provisions of the REIT Regulations and other applicable law and entering into the required agreements with all intermediaries and security trustee / debenture trustee;

- w. to do any other act and/or deed, to negotiate and execute any document(s), application(s), agreement(s), undertaking(s), deed(s), affidavits, declarations and certificates, and/or to give such direction as it deems fit or as may be necessary or desirable with regard to issue of non-convertible debentures by the REIT.

**Securities Committee - Terms of Reference**

The terms of reference of the Securities Committee include the following:

- a. Subject to unitholder approval and applicable law, approving amendments to the trust deed and the investment management agreement;

- b. To make applications, where necessary, to such authorities or entities as may be required and accept on behalf of the Board such conditions and modifications as may be prescribed or imposed by any of them while granting such approvals, consents, permissions and sanctions as may be required in relation to any Offering;

- c. To authorise any director or directors of the Company or other officer or officers of the Company, including by the grant of power of attorney, to do such acts, deeds and things as such authorised person in his/her/its absolute discretion may deem necessary or desirable in connection with any Offering;

- d. To give or authorise the giving by concerned persons of such declarations, affidavits, certificates, consents and authorities as may be required from time to time;

- e. To seek, if required, the consent of the lenders, parties with whom the Embassy REIT, the Asset SPVs, the Investment Entity and any

other portfolio assets as may be acquired by the Embassy REIT from time to time, have entered into various commercial and other agreements, all concerned government and regulatory authorities in India or outside India, and any other consents that may be required in connection with any Offering;

- f. To finalise, settle, approve, adopt and file where applicable, the draft offer document, the offer document, the final offer document, the preliminary placement document, placement memorandum, preliminary placement memorandum, draft letter of offer, letter of offer, any preliminary and final international wrap (including any notices, amendments, addenda, corrigenda or supplements thereto) or any other Offering document, in accordance with all applicable law, rules, regulations and guidelines, to be filed with the Securities and Exchange Board of India (the "SEBI") and the stock exchanges and such other authorities, as may be applicable, and to make necessary amendments or alterations therein and to submit undertakings/certificates or provide clarifications to the SEBI and the stock exchanges or any other regulatory authority in relation to any Offering;

- g. To decide on the timing, pricing (including any discount or premium), relevant date, record date and all terms and conditions in relation to any Offering, including the determination of the minimum subscription for the Offering (if applicable), allotment, any rounding off in the event of over subscription as permitted under applicable law and to accept any amendments, modifications, variations or alterations thereto;

- h. To appoint and enter into, modify or amend arrangements with the trustee, sponsors, book running lead managers, legal counsel and any other agencies or persons or intermediaries in relation to any Offering and to negotiate and finalise the terms of their appointment and give them instructions in connection with the Offering;

- i. To arrange for the submission, withdrawal and filing of any offering document including incorporating such alterations/modifications as may be required by the SEBI, the Reserve Bank of India (the "RBI"), the stock exchanges, or any other relevant governmental and statutory authorities or in accordance with the rules, regulations, guidelines, notifications, circulars and clarifications issued thereon from time to time by the Government of India, the RBI, the SEBI and/ or any other competent authorities, if applicable, and taking all such actions as may

## REPORT ON CORPORATE GOVERNANCE (CONTD.)

- be necessary for submission, withdrawal and filing of the Offering documents;
- j. To negotiate, finalise and settle and to execute where applicable and deliver or arrange the delivery of the agreements and all other documents, deeds, agreements and instruments and any notices, supplements and corrigenda thereto, as may be required or desirable in relation to any Offering;
- k. To open with bankers (including bankers to an issue registered with the SEBI) such accounts as may be required by applicable law and to authorise one or more officers of the Company to execute all documents/deeds as may be necessary in this regard;
- l. Opening and operating bank accounts, share/securities accounts, escrow or custodian accounts, in India or abroad, in Rupees or in any other currency, in accordance with the terms of any agreement entered into in this respect and subject to applicable law;
- m. To authorise and approve, the incurring of expenditure and payment of fees, commission, remuneration and expenses in connection with any Offering;
- n. To issue all documents and authorise one or more officers of the Company to sign all or any of the above documents;
- o. To seek further listing of the Securities on any Indian stock exchanges, submitting the listing application to such stock exchanges and taking all actions as may be necessary in connection with obtaining such listing and trading approval;
- p. To appoint the registrar and other intermediaries to any Offering, in accordance with the Securities and Exchange Board of India (Real Estate Investment Trust) Regulations, 2014 as amended, including any applicable circulars, notifications, guidelines and clarifications issued thereunder from time to time (the "REIT Regulations") and other statutory and/or regulatory requirements;
- q. To enter into agreements with, and remunerate the lead managers, syndicate members, bankers to the Offering, the registrar to the Offering, underwriters, guarantors, escrow agents, accountants, auditors, legal counsel, depositories, trustees, custodians, credit rating agencies, monitoring agencies, advertising agencies, and all other agencies or persons as may be involved in or concerned with the Offering, by the way of commission, brokerage, fees or the like;
- r. To issue advertisements as it may deem fit and proper in accordance with and subject to applicable law;
- s. To authorise the maintenance of a register of Unitholders or holders of other Securities;
- t. To accept and appropriate the proceeds of any Offering;
- u. To finalise and take on record the allocation and allotment of Securities on the basis of the applications received, including the basis of the allotment (if applicable);
- v. To enter into share purchase agreements, business transfer agreements and other agreements in connection with any Offering with the Asset SPVs, the Investment Entity, any other portfolio assets or any third party;
- w. For and on behalf of the Company, to execute and deliver, on a several basis, any agreements and arrangements as well as amendments or supplements thereto that the Securities Committee considers necessary, desirable or advisable, in connection with any Offering, including, without limitation, engagement letter(s), memoranda of understanding, the listing agreements, the registrar's agreement, the depositories agreements, the issue agreement with the lead managers (and other entities as appropriate), the underwriting agreement, the syndicate agreement, the escrow agreement, placement agreement, confirmation of allocation notes, the advertisement agency agreement and any agreement or document in connection with any Offering, with, and to make payments to or remunerate by way of fees, commission, brokerage or the like, the book running lead managers, syndicate members, placement agents, bankers to any Offering, registrar to any Offering, managers, underwriters, guarantors, escrow agents, accountants, auditors, legal counsel, depositories, trustees, custodians, credit rating agencies, monitoring agencies, advertising agencies, and all such persons or agencies as may be involved in or concerned with any Offering, if any; and any such agreements or documents so executed and delivered and acts and things done by the Securities Committee shall be conclusive evidence of the authority of the Authorised Officer and the Company in so doing; and

- x. To do all such acts, deeds, matters and things and execute all such other document/s, application/s, agreement/s, undertaking/s, deed/s, affidavits, declarations and certificates, etc., as may be necessary or authorised in relation to any Offering.

**Number of Committee Meetings held and attendance records:**

The table below sets out the number of committee meetings attended by each member of the committee:

Name of the Committee	Audit Committee ("AC")	Risk Management Committee ("RMC")	Stakeholders' Relationship Committee ("SRC")	Corporate Social Responsibility Committee ("CSR")
No. of meetings held	2	1	1	1
Date of meetings	April 28, 2021 and July 27, 2021	April 29, 2021	April 29, 2021	April 29, 2021

Name of Member	No. of Meetings Attended			
	Audit Committee ("AC")	Risk Management Committee ("RMC")	Stakeholders' Relationship Committee ("SRC")	Corporate Social Responsibility Committee ("CSR")
Vivek Mehra	2	1	1	NA
Anuj Puri	2	1	NA	NA
Dr. Punita Kumar Sinha	2	1	1	NA
Jitendra Virwani	2	1	NA	NA
Dr. Ranjan Pai	2	1	NA	1
Asheesh Mohta*	2	NA	NA	NA
Tuhin Parikh	NA	NA	NA	Nil
Aditya Virwani	NA	NA	1	1
Robert Christopher Heady	NA	1	1	NA

Name of the Committee	Nomination and Remuneration Committee ("NRC")	Debenture Committee ("DC")	Investment Committee ("IC")	Securities Committee ("SC")
No. of meetings held	0	2	3	0
Date of meetings	NA	September 02, 2021 and September 07, 2021	April 29, 2021, July 27, 2021 and September 3, 2021	NA

Name of Member	No of Meetings Attended			
	Nomination and Remuneration Committee ("NRC")	Debenture Committee ("DC")	Investment Committee ("IC")	Securities Committee ("SC")
Vivek Mehra	Nil	NA	NA	NA
Anuj Puri	Nil	NA	3	Nil
Dr. Punita Kumar Sinha	Nil	NA	NA	NA
Jitendra Virwani	Nil	NA	2	Nil
Dr. Ranjan Pai	Nil	NA	3	NA
Asheesh Mohta*	Nil	NA	NA	NA
Tuhin Parikh	Nil	2	2	Nil
Aditya Virwani	Nil	2	NA	Nil
Robert Christopher Heady	Nil	NA	NA	NA

\*Alternate director to Mr. Robert Christopher Heady

**Remuneration of directors**

Remuneration to Independent Directors is paid as a combination of sitting fees for attending Board/Committee meetings and performance incentive.

Upon completion of an evaluation exercise and based on the recommendation of Nomination and Remuneration Committee, the Board of Directors (excluding independent directors) may approve the performance remuneration payable to each independent director through a unanimous resolution.

The remuneration payable to the independent directors shall be within the overall limit of the fee payable to the Manager.

## REPORT ON CORPORATE GOVERNANCE (CONTD.)

**Policies of the Board of Directors of the Manager in relation to the Embassy REIT**

The Manager has adopted the following policies in relation to the Embassy REIT:

Code of Conduct and Ethics for Directors, Senior Management and Other Employees	<a href="https://eopwebsvr.blob.core.windows.net/media/filer_public/3d/52/3d528648-4e22-40e7-b288-f8d18cea7eaa/code-of-conduct.pdf">https://eopwebsvr.blob.core.windows.net/media/filer_public/3d/52/3d528648-4e22-40e7-b288-f8d18cea7eaa/code-of-conduct.pdf</a>
Code on unpublished price sensitive information and dealing in securities of the Embassy Office Parks REIT and Code of Practices and Procedures for Fair Disclosure in respect of the Embassy REIT	<a href="https://eopwebsvr.blob.core.windows.net/media/filer_public/22/e0/22e08db1-6d98-4707-8d0e-d9b6fdefa74/insider-trading-code-reit.pdf">https://eopwebsvr.blob.core.windows.net/media/filer_public/22/e0/22e08db1-6d98-4707-8d0e-d9b6fdefa74/insider-trading-code-reit.pdf</a>
Distribution Policy	<a href="https://eopwebsvr.blob.core.windows.net/media/filer_public/44/33/4433d807-ad6c-4a1f-8224-45374a2504d2/distribution_policy_1.pdf">https://eopwebsvr.blob.core.windows.net/media/filer_public/44/33/4433d807-ad6c-4a1f-8224-45374a2504d2/distribution_policy_1.pdf</a>
Policy on Determination of Materiality of Information for Periodic Disclosures	<a href="https://eopwebsvr.blob.core.windows.net/media/filer_public/6f/55/6f552876-3dc0-4070-a339-57074ac2397f/materiality_of_information_29october2021.pdf">https://eopwebsvr.blob.core.windows.net/media/filer_public/6f/55/6f552876-3dc0-4070-a339-57074ac2397f/materiality_of_information_29october2021.pdf</a>
Whistle Blower Policy	<a href="https://eopwebsvr.blob.core.windows.net/media/filer_public/13/34/13343a90-beb0-4707-8291-679809fc47a2/whistle_blower_policy.pdf">https://eopwebsvr.blob.core.windows.net/media/filer_public/13/34/13343a90-beb0-4707-8291-679809fc47a2/whistle_blower_policy.pdf</a>
Policy on Related Party Transactions	<a href="https://eopwebsvr.blob.core.windows.net/media/filer_public/92/3a/923a72c3-56fb-49f0-94a0-aef28cc1ba41/related_party_transactions.pdf">https://eopwebsvr.blob.core.windows.net/media/filer_public/92/3a/923a72c3-56fb-49f0-94a0-aef28cc1ba41/related_party_transactions.pdf</a>
Investors and Other Stakeholders Grievances and Redressal Policy	<a href="https://eopwebsvr.blob.core.windows.net/media/filer_public/69/11/69110385-7539-4401-87ed-c79485d83eb5/investors_and_other_stakeholders_grievance_and_redressal_policy.pdf">https://eopwebsvr.blob.core.windows.net/media/filer_public/69/11/69110385-7539-4401-87ed-c79485d83eb5/investors_and_other_stakeholders_grievance_and_redressal_policy.pdf</a>
Borrowing Policy	<a href="https://eopwebsvr.blob.core.windows.net/media/filer_public/4c/72/4c7290fc-e3d4-4878-b394-9b392419ac80/borrowing-policy.pdf">https://eopwebsvr.blob.core.windows.net/media/filer_public/4c/72/4c7290fc-e3d4-4878-b394-9b392419ac80/borrowing-policy.pdf</a>
Corporate Social Responsibility Policy	<a href="https://eopwebsvr.blob.core.windows.net/media/filer_public/d5/e3/d5e39d47-8f18-4448-8fbc-c851c6c5beb4/corporate_social_responsibility_policy.pdf">https://eopwebsvr.blob.core.windows.net/media/filer_public/d5/e3/d5e39d47-8f18-4448-8fbc-c851c6c5beb4/corporate_social_responsibility_policy.pdf</a>
Policy on Appointment of Auditor and Valuer	<a href="https://eopwebsvr.blob.core.windows.net/media/filer_public/15/e2/15e2516c-af5a-4d70-99a8-12fbfb076b5a/policy-on-appointment-of-auditor-and-valuer.pdf">https://eopwebsvr.blob.core.windows.net/media/filer_public/15/e2/15e2516c-af5a-4d70-99a8-12fbfb076b5a/policy-on-appointment-of-auditor-and-valuer.pdf</a>
Risk Management Policy	<a href="https://eopwebsvr.blob.core.windows.net/media/filer_public/81/be/81be62ce-0e9f-4e6c-8409-57d2fe9d2014/risk-management-policy-29october2021.pdf">https://eopwebsvr.blob.core.windows.net/media/filer_public/81/be/81be62ce-0e9f-4e6c-8409-57d2fe9d2014/risk-management-policy-29october2021.pdf</a>
Anti-Money Laundering Policy and Anti-Bribery & Corruption Policy	<a href="https://eopwebsvr.blob.core.windows.net/media/filer_public/98/e4/98e402e9-7aec-4b77-a20d-74ba943bf07/anti-money-laundering-policy-and-anti-corruption-compliance-policy.pdf">https://eopwebsvr.blob.core.windows.net/media/filer_public/98/e4/98e402e9-7aec-4b77-a20d-74ba943bf07/anti-money-laundering-policy-and-anti-corruption-compliance-policy.pdf</a>
Prevention of Sexual Harassment Policy	<a href="https://eopwebsvr.blob.core.windows.net/media/filer_public/e1/0b/e10b3dc4-dbc8-45a6-abbd-38441a94ad72/prevention_of_sexual_harassment_policy.pdf">https://eopwebsvr.blob.core.windows.net/media/filer_public/e1/0b/e10b3dc4-dbc8-45a6-abbd-38441a94ad72/prevention_of_sexual_harassment_policy.pdf</a>
Nomination and Remuneration Policy	<a href="https://eopwebsvr.blob.core.windows.net/media/filer_public/44/dc/44dc28b7-85a3-45a2-b019-e8993aaf1caf/nomination_and_remuneration_policy.pdf">https://eopwebsvr.blob.core.windows.net/media/filer_public/44/dc/44dc28b7-85a3-45a2-b019-e8993aaf1caf/nomination_and_remuneration_policy.pdf</a>
Data Privacy Policy	<a href="https://eopwebsvr.blob.core.windows.net/media/filer_public/fc/cf/fccf1c2d-3a44-4a28-9446-fed552266c6e/data_privacy_policy_1.pdf">https://eopwebsvr.blob.core.windows.net/media/filer_public/fc/cf/fccf1c2d-3a44-4a28-9446-fed552266c6e/data_privacy_policy_1.pdf</a>
Fraud Prevention Policy; and	<a href="https://eopwebsvr.blob.core.windows.net/media/filer_public/3f/cb/3fcbac13-b750-47f5-bbd8-b55924ff20ac/fraud_prevention_policy.pdf">https://eopwebsvr.blob.core.windows.net/media/filer_public/3f/cb/3fcbac13-b750-47f5-bbd8-b55924ff20ac/fraud_prevention_policy.pdf</a>
Cyber Security Policy	<a href="https://eopwebsvr.blob.core.windows.net/media/filer_public/92/d2/92d286c7-2b47-4376-ab9c-729e089519b6/cyber_security_policy.pdf">https://eopwebsvr.blob.core.windows.net/media/filer_public/92/d2/92d286c7-2b47-4376-ab9c-729e089519b6/cyber_security_policy.pdf</a>

**ESG Policy**

Our ESG policy demonstrates Embassy REIT's overall commitment to undertake sustainable initiatives that contribute to creating a sustainable organisation with a focus on environmental stewardship, social responsibility and governance. It is supplemented by policy documents which guides the activities in each of the focus areas.

These policy documents may be viewed on:

Environment	<a href="https://www.embassyofficeparks.com/esg/environment-policies/">https://www.embassyofficeparks.com/esg/environment-policies/</a>
Social	<a href="https://www.embassyofficeparks.com/esg/social-engagement/">https://www.embassyofficeparks.com/esg/social-engagement/</a>
Governance	<a href="https://www.embassyofficeparks.com/esg/governance-documents">https://www.embassyofficeparks.com/esg/governance-documents</a>

Apart from above mentioned policies, Manager has also adopted Document Archival Policy, Board Evaluation Policy and Business Continuity Policy.

**UNITHOLDERS**

The number of Unitholders of the Embassy REIT as on September 30, 2021 was 20,178. The detailed category wise break-down of the composition of the Unitholders as on September 30, 2021 is given below:

Category	Category of Unit holder	No. of Units Held	As a % of Total Outstanding Units	No. of units mandatorily held		Number of units pledged or otherwise encumbered	
				No. of units	As a % of total units held	No. of units	As a % of total units held
<b>(A)</b>	<b>SPONSOR(S) / MANAGER AND THEIR ASSOCIATES/ RELATED PARTIES AND SPONSOR GROUP</b>						
<b>(1)</b>	<b>Indian</b>	0	0.00				
(a)	Individuals / HUF	0	0.00				
(b)	Central/State Govt.	0	0.00				
(c)	Financial Institutions/ Banks	0	0.00				
(d)	Any Other: Embassy Property Developments Private Limited - (Body Corporate Sponsor)	115,484,802	12.18	115,484,802	100.00	115,484,802	100.00
	<b>Sub-Total (A) (1)</b>	<b>115,484,802</b>	<b>12.18</b>	<b>115,484,802</b>	<b>100.00</b>	<b>115,484,802</b>	<b>100.00</b>
<b>(2)</b>	<b>Foreign</b>						
(a)	Individuals (Non-Resident Indians / Foreign Individuals)	0	0.00				
(b)	Foreign government	0	0.00				
(c)	Institutions	0	0.00				
(d)	Foreign Portfolio Investors	0	0.00				
(e)	Any Other						
	a) BRE/ Mauritius Investments - Sponsor (Body Corporate)	77,431,543	8.17	77,431,534 <sup>#</sup>	99.999	77,431,543	100.00
	b) Sponsor Group (Bodies Corporate)	223,165,648	23.54	-	0.00	223,165,648	100.00
	<b>Sub-Total (A) (2)</b>	<b>300,597,191</b>	<b>31.71</b>	<b>77,431,534</b>	<b>99.999</b>	<b>300,597,191</b>	<b>100.00</b>
	<b>Total unit holding of Sponsor &amp; Sponsor Group (A) = (A)(1) + (A)(2)</b>	<b>416,081,993</b>	<b>43.89</b>	<b>192,916,336</b>	<b>-</b>	<b>115,484,811</b>	<b>100.00</b>

## REPORT ON CORPORATE GOVERNANCE (CONTD.)

Category	Category of Unit holder	No. of Units Held	As a % of Total + Outstanding Units
<b>(1)</b>	<b>Institutions</b>		
(a)	Mutual Funds	33,824,308	3.57
(b)	Financial Institutions/Banks	385,000	0.04
(c)	Central/State Govt.	-	0.00
(d)	Venture Capital Funds	-	0.00
(e)	Insurance Companies	23,235,379	2.45
(f)	Provident/pension funds	397,650	0.04
(g)	Foreign Portfolio Investors	296,539,587	31.29
(h)	Foreign Venture Capital Investors	-	0.00
(i)	Any Other (specify): Alternative Investment Fund	4,387,991	0.46
	<b>Sub-Total (B) (1)</b>	<b>358,769,915</b>	<b>37.85</b>
<b>(2)</b>	<b>Non-institutions</b>		
(a)	Central Government/State Government(s)/President of India	-	0.00
(b)	Individuals	146,642,699	15.47
(c)	NBFCs registered with RBI	2,446,600	0.26
(d)	Any Other (specify):		
	i. Trusts	2,063,600	0.22
	ii. Non-resident Indians	2,601,358	0.27
	iii. Clearing Members	727,985	0.08
	iv. Body Corporates	18,559,593	1.96
	<b>Sub-Total (B) (2)</b>	<b>173,041,835</b>	<b>18.26</b>
	<b>Total Public Unit holding (B) = (B)(1)+(B)(2)</b>	<b>531,811,750</b>	<b>56.11</b>
	<b>Total Units Outstanding (C) = (A) + (B)</b>	<b>947,893,743</b>	<b>100.00</b>

# Pursuant to Regulation 11(3)(a) of the Securities and Exchange Board of India (Real Estate Investment Trusts) Regulations, 2014, as amended ("REIT Regulations"), the sponsors and sponsor group are required to collectively hold a minimum of 25% of the total units of the REIT after initial offer on a post-issue basis for a period of three years. 115,484,802 units (i.e., 14.97% of the total post-IPO outstanding units) held by Embassy Property Developments Private Limited (Embassy Sponsor) and 77,431,534 units (i.e., 10.03% of total post-IPO outstanding units) held by BRE/ Mauritius Investments (Blackstone Sponsor) together constitute the minimum holding of 25% on a post-issue basis after the initial offer.

**Meetings of the Unitholders**

a. During the half-year ended September 30, 2021, the third annual meeting of the Unitholders of the Embassy REIT was held on Thursday July 08, 2021 and commenced at 11.00 AM IST through Video Conferencing ("VC")/ Other Audio- Visual Means ("OAVM"). The necessary quorum was present for the meeting through VC and OAVM.

The following items were *inter-alia* considered at the said annual meeting of the Unitholders:

- Consideration, approval and adoption of the audited standalone financial statements and audited consolidated financial statements of Embassy REIT as at, and for the financial year ended March 31, 2021 together with the report of the auditors thereon for the financial year ended March 31, 2021 and the report on performance of Embassy REIT.
- Consideration, approval and adoption of the valuation report issued by IVAS Partners, represented by Mr. Manish Gupta, Partner, independent valuer, for the valuation of the portfolio as at March 31, 2021.
- Consideration and approval of the amendments to the Distribution Policy.

**Investor complaints**

Details of investor complaints received and redressed during the half year ended September 30, 2021 are as follows:

Details of Investor Complaints	Number of complaints during the quarter ended June 30, 2021	Number of complaints during the quarter ended September 30, 2021
Number of investor complaints pending at the beginning of the quarter	Nil	Nil
Number of investor complaints received during the quarter	2	Nil
Number of investor complaints disposed of during the quarter	2	Nil
Number of investor complaints pending at the end of the quarter	Nil	Nil

**Company Secretary and Compliance Officer**

**Ms. Deepika Srivastava**

Royal Oaks, Embassy Golf Links Business Park,  
Off Intermediate Ring Road,  
Bengaluru, Karnataka - 560 071.

**Statutory auditors**

S. R. Batliboi & Associates LLP (ICAI Firm Registration No.: 101049W/ E300004) Chartered Accountants, having their office at 12th Floor, "UB City", Canberra Block No. 24, Vittal Mallya Road, Bengaluru - 560001 have been appointed as the Statutory Auditors of Embassy REIT for a term of five consecutive years from the financial year 2019-20.

**Internal auditors**

KPMG Assurance and Consulting Services LLP, Chartered Accountants, having their office at Embassy Golf links Business Park, Pebble Beach, B Block, 1st and 2nd Floor, Off Intermediate Ring Road, Bengaluru - 560071 have been appointed as the Internal Auditors of Embassy REIT for the financial year 2021-22.

**Secretarial auditor**

Ms. Rupal D. Jhaveri (Membership No. 5441 and Certificate of Practice No. 4225), Practising Company Secretary, having her office at 207 Regent Chambers, 2nd Floor, 208, Jamnalal Bajaj Road, Nariman Point, Mumbai - 400020. have been appointed as the Secretarial Auditor of Embassy REIT for the financial year 2021-22.

**Debenture Trustees for NCDs issued by the Embassy REIT**

- Catalyst Trusteeship Limited, as Debenture Trustee to the issue of Series I, IV & V NCDs amounting to ₹3,650 Crores, ₹300 Crores and ₹3100 Crores, respectively, raised by way of Private Placement.
- SBICAP Trustee Company Limited, as Debenture Trustee to the issue of Series II NCDs amounting to ₹1,500 Crores raised by way of Private Placement.
- IDBI Trusteeship Services Limited, as Debenture Trustee to the issue of Series III NCDs amounting to ₹2,600 Crores raised by way of Private Placement.

**Registrar and transfer agent**

Name and Address: Kfin Technologies Private Limited (formerly Karvy Fintech Private Limited) Selenium Building, Tower B, Plot 31-32, Gachibowli, Financial District, Nanakramguda, Hyderabad 500 032, Telangana, India

Telephone : +91 40 6716 2222  
Fax : +91 40 2343 1551  
E-mail : hariprasad.an@kfintech.com  
Website : http://www.kfintech.com

**Publications**

The information required to be disclosed to the stock exchanges (including financial results, press releases and presentations made to the investors) have been duly submitted to the NSE and BSE as well as uploaded on Embassy REIT's website. Further Embassy REIT has opted voluntarily to publish newspaper advertisements in relation to its the financial results.

**Market Price Data:**

High, Low (based on daily closing prices) and the number of REIT Units traded during each month for the half-year ended September 30, 2022 on the BSE and NSE:

Month	BSE			NSE		
	High (₹)	Low (₹)	Volume	High (₹)	Low (₹)	Volume
April, 2021	328.50	302.10	1844000	325.30	304.57	11031000
May, 2021	335.00	312.25	12969600	330.23	313.51	18674600
June, 2021	356.05	323.36	892200	353.74	324.47	15151800
July, 2021	370.00	345.95	749800	361.90	346.68	9281200
August, 2021	364.50	331.00	2407796	362.52	344.63	16124334
September, 2021	380.05	327.14	60291485	374.76	330.01	26708095

**Transfer of Units:**

The Embassy REIT's Units are in dematerialised form and transfers of Embassy REIT's Units are effected through the depositories.

# Statutory Disclosures

as stipulated under Schedule IV read with Regulation 23(4) of SEBI REIT Regulations, 2014

## 1. BUSINESS & FINANCIAL SUMMARY

### a. Manager's brief report on the activities of the REIT:

Embassy REIT was settled on March 30, 2017 at Bengaluru, Karnataka, India as an irrevocable trust under the provisions of the Indian Trusts Act, 1882 pursuant to a trust deed dated March 30, 2017 as amended on September 11, 2018. The Sponsors of Embassy REIT are Embassy Property Developments Private Limited ("Embassy Sponsor") and BRE/Mauritius Investments ("Blackstone Sponsor"). For further details on the structure of Embassy REIT please refer to pages 8-9 of this report.

Embassy REIT owns a high-quality office portfolio comprising of eight best-in-class office parks and four prime city center office buildings totalling 42.4 msf as of September 30, 2021. For further details on the properties please refer to pages 54-85 of this report.

Embassy REIT was listed on the BSE and NSE on April 01, 2019. Embassy REIT is registered under SEBI (Real Estate Investment Trusts) Regulations, 2014.

A brief overview and a quick glance at Embassy REIT activities for the half-year ended on September 30, 2021, Commercial offices, Development and Hospitality are set forth on pages 18-24 respectively.

The NAV of Embassy REIT as on September 30, 2021 was 388.26 p.u., basis the valuation report enclosed with this report on pages 278-312.

With respect to trading price, kindly refer to page 103 of this report.

### b. Summary of the un-audited standalone and consolidated financial statements for the half-year ended September 30, 2021:

Please refer to pages 127-276 of this report.

## 2. BRIEF DETAILS OF ALL THE ASSETS OF THE REIT INCLUDING A BREAK-UP OF REAL ESTATE ASSETS AND OTHER ASSETS, LOCATION OF THE PROPERTIES, CURRENT TENANTS (NOT LESS THAN TOP 10 TENANTS AS PER VALUE OF LEASE), LEASE MATURITY PROFILE, DETAILS OF UNDER-CONSTRUCTION PROPERTIES, IF ANY, ETC.

### a. Real estate assets and other assets

Please refer to pages 54-85 of this report.

### b. Location of the properties

Please refer to pages 54-85 of this report.

### c. Area of the properties

Please refer to pages 54-85 of this report.

### d. Current tenants (top 10 tenants as per value of lease) and lease maturity profile

The top 10 tenants of each of the Asset SPV's and HoldCos. as per the value of the lease are tabled below (in alphabetical order):

Name of the Asset SPVs and HoldCos	Name of the Tenant
Manyata Promoters Private Limited	• ANSR Global Corporation P Ltd
	• Alcatel-Lucent India
	• Cerner HealthCare Solutions Pvt Ltd
	• Cognizant
	• IBM India
	• Lowe's Services
	• Nokia Solutions
	• Legato Health Technologies
	• Target Corporation India
	• Wework
Earnest Towers Private Limited	• Executive Centre India Pvt. Ltd.
	• FIFC Condominium
	• Google India Private Limited
	• Impresario Entertainment and Hospitality Pvt. Ltd. (Smoke House Deli)
	• Kasa Foodworks (Sante Spa)
	• Mirah Hospitality and Gourmet Solutions Pvt. Ltd.
	• Massive Restaurants Private Limited (Masala Library)
	• McKinsey
	• Oracle India Private Limited
	• Pernod Ricard India Private Limited
Qubix Business Park Private Limited	• Accenture
	• Citiustech Healthcare Technology Pvt Ltd
	• Crisil Ltd
	• HCL Technologies Limited
	• L&T Infotech
	• Persistent Systems Ltd
	• Sciformix Technologies Private Limited
	• Searce Logistics Analytics LLP
	• Singtel
	• Tata Technologies Limited

Name of the Asset SPVs and HoldCos	Name of the Tenant
Vikhroli Corporate Park Private Limited	• ATC Tires Pvt. Ltd.
	• Accelya Kale
	• DHL Logistics Pvt. Ltd.
	• Future Retail Ltd.
	• Gravitas
	• ICICI Lombard
	• Link Intime
	• Reliance Projects & Property Management Services Limited
	• Radius Corporate Solutions India Pvt Ltd
	• Wework
Galaxy Square Private Limited	• DXC Technologies
	• Esaote Asia Pacific Diagnostic
	• Elixir Softech
	• Fiserv India
	• HDFC Bank
	• Jubilant Foodworks Ltd.
	• Mitel (Mavenir Systems Pvt. Ltd.)
	• Next Gen Services (Haircode)
	• Tata Consultancy Services
	• Xylem Water Solutions
Embassy Pune Techzone Private Limited	• Flextronics
	• HCL Technologies Limited
	• Infosys BPM Limited
	• IBM India
	• L&T Infotech
	• Nice Interactive
	• Nitor Infotech Pvt Ltd
	• Rockwell
	• Tech Mahindra
	• Volkswagen India Private limited
Indian Express Newspapers (Mumbai) Private Limited	• Blackstone
	• DBS
	• Enam Holdings Pvt. Ltd.
	• ECGC
	• Indian Hotels
	• JBF Industries
	• McKinsey
	• Norwest Venture
	• Shardul Amarchand Mangaldas
	• Warburg Pincus

Name of the Asset SPVs and HoldCos	Name of the Tenant
Oxygen Business Park Private Limited	• Airtel
	• Bercos Melody House
	• Dell/NTT Data
	• ExlService.com (India)
	• Global Logic India Private Limited
	• Jubilant Foodworks Ltd.
	• MetLife
	• Optum Global
	• Sapient Consulting Pvt. Ltd.
	• Vodafone
Quadron Business Park Private Limited	• Cognizant
	• E-CLERX Services Private Limited
	• EIT
	• Glow Energy
	• Humane Business Intelligence Technology Solutions Private Limited
	• Luxoft
	• Reliance
	• Storybook Ventures Pvt Ltd
	• Telstra
	• Vodafone
Embassy One-Four Seasons	• Korean Trade
	• State of Netherlands

The top 10 tenants of the InvstCo. as per the value of the lease are tabled below (in alphabetical order):

Name of the InvstCo	Name of the Tenant
Golflinks Software Park Private Limited	• Akamai
	• Dell/NTT Data
	• Facebook
	• IBM India
	• JP Morgan Services India Pvt Ltd
	• M/sSalesforce.com India Private Limited
	• Mcafee Software
	• PWC Service Delivery
	• Swiss Re Global Business Solution (India) Pvt Ltd
	• Yahoo

Additionally, for the top 10 tenants of Embassy REIT, please refer to page 11 of this report.

For the lease maturity profile of each Asset SPV, please refer to pages 20-25 of this report.

## STATUTORY DISCLOSURES (CONTD.)

**e. Details of under-construction properties, if any, etc.**

Please refer to page 22 of this report.

**3. UPDATED VALUATION REPORT BY THE VALUER TAKING INTO ACCOUNT ANY MATERIAL DEVELOPMENTS DURING THE PREVIOUS HALF-YEAR**

Please refer to pages 277-312 of this report.

**4. DETAILS OF CHANGES DURING THE HALF-YEAR PERTAINING TO:****a. Addition and divestment of assets including the identity of the buyers or sellers, purchase/sale prices and brief details of valuation for such transactions**

NIL

**b. Valuation of assets (as per the updated valuation reports) and NAV**

Please refer to pages 277 to 312 of this report for Gross Asset Valuation and pages 133 and 183 for NAV respectively.

**c. Letting of assets, occupancy, lease maturity, key tenants, etc.**

Please refer to pages 24-25 of this report with respect to the new leases for the half-year ended September 30, 2021. Our occupancy stands stable at around 89% during the half-year. The WALE of Embassy REIT is set out at pages 20-21.

The current list of key tenants is set out at page 11 of this Report.

**d. Borrowings/ repayment of borrowings (standalone and consolidated)**

Please refer to pages 158-162 of this report with respect to borrowings on a standalone basis as on September 30, 2021 and pages 236-244 of this report with respect to borrowings

on a consolidated basis, as on September 30, 2021.

Please refer to pages 158-162 of this report with respect to repayment of borrowings on a standalone basis and pages 236-244 of this report with respect to repayment of borrowings on a consolidated basis. On a standalone basis as on September 30, 2021, the repayment of borrowings was NIL.

**e. Sponsors, manager, trustee, valuer, directors of the Trustee/manager/sponsor, etc.**

There were no change in the Sponsors\*, Manager, and Trustee during the half-year ended September 30, 2021.

iVAS Partners, represented by Mr. Manish Gupta, has been appointed as the valuer of Embassy REIT for the financial years 2020-21, 2021-22, 2022-23 pursuant to a resolution approved by the Unitholders at their second annual meeting held on August 27, 2020.

CBRE South Asia Private Limited has been appointed to provide value assessment services to Embassy REIT for the financial years 2020-21, 2021-22, 2022-23.

The Board of Directors at their meeting on July 28, 2021, approved the re-appointment of Mr. Vivek Mehra (DIN: 00101328) and Dr. Ranjan Pai (DIN: 00863123) as Independent Directors on the board of directors of the Manager for a term of 5 (five) years commencing from October 01, 2021 to September 30, 2026, not liable to retire by rotation. The Shareholders of the Manager approved the appointment by way of a special resolution in their meeting held on August 27, 2021.

**\*Change in Blackstone Sponsor Group**

Blackstone Sponsor, along with other entities forming part of the Blackstone Sponsor Group have transferred 56,999,997 Units held by them in Embassy REIT on September 15, 2021 pursuant to a bulk trade undertaken on the stock exchange platforms (the "Trade"). The Blackstone Sponsor Group held an aggregate of 357,597,188 Units, aggregating 37.72% of the total outstanding Units of the Embassy REIT prior to the Trade. Post the Trade, the Blackstone Sponsor Group holds 300,597,191 Units, aggregating 31.71% of the total outstanding Units of the Embassy Office Parks REIT.

**f. Clauses in trust deed, investment management agreement or any other agreement entered into pertaining to activities of REIT**

No change have been made to the trust deed and investment management agreement.

**g. Any other material change or events during the half-year**

The Board of Directors at their meeting held on July 28, 2021, approved an amended and restated shareholders' agreement ("Amended and Restated SHA") to be executed among Embassy Office Parks Management Services Private Limited ("EOPMSPL"/ "Company"), Manager to Embassy REIT and its shareholders, i.e., Embassy Property Developments Private Limited ("Embassy Sponsor"), SG Indian Holding (NQ) Co I Pte Ltd, SG Indian Holding (NQ) Co II Pte Ltd and SG Indian Holding (NQ) Co III Pte Ltd ("Blackstone Entities"). The Embassy Sponsor currently holds 51% of the equity shares of EOPMSPL and the Blackstone Entities hold the remaining 49%. Under the original shareholders agreement dated September 20, 2018 ("Original SHA"), if the unitholding of the Embassy sponsor group in the Embassy REIT fell below the prescribed threshold, the Blackstone Entities were entitled to require the Embassy Sponsor (and any sponsor group entities) to transfer all its securities in EOPMSPL to the Blackstone Entities. The Embassy Sponsor had a corresponding right in case the unitholding of the Blackstone Entities in the Embassy REIT fell below the prescribed threshold.

Under the Amended and Restated SHA, *inter-alia*, the above threshold for the Embassy sponsor group has been modified and the Blackstone Entities' right specified above shall be effective if the Embassy sponsor group holds less than (i) 12.18% of the total issued and outstanding units of Embassy REIT at all times until March 31, 2022; and (ii) 7.5% of the total issued and outstanding units of Embassy REIT at all times from and after April 1, 2022. Embassy Sponsor's rights specified above shall be effective if the unitholding of the Blackstone sponsor group falls below 10% of the total issued and paid-up units of Embassy REIT.

The Shareholders of EOPMSPL have approved and adopted the amended and restated Articles of Association of the Company in their meeting held on August 27, 2021.

**6. UPDATE ON DEVELOPMENT OF UNDER-CONSTRUCTION PROPERTIES, IF ANY**

Please refer to page 22 of this report.

**7. DETAILS OF OUTSTANDING BORROWINGS AND DEFERRED PAYMENTS OF REIT INCLUDING ANY CREDIT RATING(S), DEBT MATURITY PROFILE, GEARING RATIOS OF THE REIT ON A CONSOLIDATED AND STANDALONE BASIS AS AT THE END OF THE HALF-YEAR**

Please refer to page 19 and pages 158-162 for standalone and pages 236-244 for consolidated of this report.

**8. DEBT MATURITY PROFILE OVER EACH OF THE NEXT 5 YEARS AND DEBT COVENANTS, IF ANY**

Please refer debt maturity profile on page 19 and for debt covenants refer pages 158-162 for standalone and pages 236-244 for consolidated of this report.

**9. THE TOTAL OPERATING EXPENSES OF THE REIT, INCLUDING ALL FEES AND CHARGES PAID TO THE MANAGER AND ANY OTHER PARTIES, IF ANY DURING THE HALF-YEAR**

Please refer to pages 250 and 258-264 of this report.

The below table indicates the change of Directors in Trustee/Manager/Sponsors for the half-year ended September 30, 2021.

Entity	Nature of Change
Axis Trustee Services Limited ("Trustee")	No change in the composition of the board of directors
Embassy Office Parks Management Services Private Limited ("Manager")	No change in the composition of the board of directors
Embassy Property Developments Private Limited ("Embassy Sponsor")	No change in the composition of the board of directors
BRE/Mauritius Investments ("Blackstone Sponsor")	No change in the composition of the board of directors



## STATUTORY DISCLOSURES (CONTD.)

**10. PAST PERFORMANCE OF THE REIT WITH RESPECT TO UNIT PRICE, DISTRIBUTIONS AND YIELD FOR THE LAST 5 YEARS, AS APPLICABLE AND UNIT PRICE QUOTED ON THE DESIGNATED STOCK EXCHANGES AT THE BEGINNING AND END OF THE HALF-YEAR, THE HIGHEST AND LOWEST UNIT PRICE AND THE AVERAGE DAILY VOLUME TRADED DURING THE HALF-YEAR**

Particulars	30 September 2021	
	NSE	BSE
Units Outstanding	947,893,743	
<b>Unit Price Performance for the half-year (₹)</b>		
Opening Price: April 1, 2021	325.4	325.54
Closing Price: September 30, 2021	339.07	338.51
52 Week High	388.81	389.67
52 Week Low	304.57	304.89
<b>Market Capitalisation (₹ in Billion)</b>		
September 30, 2021	321.4	320.87
<b>Volume - Half year ended September 30, 2021</b>		
Units (Million)	96.97	79.15
₹ Billion	32.82	27.53
<b>ADTV for the half-year</b>		
Units	782,024.43	638,345.81
₹ Million	264.65	221.98

Source: NSE and BSE

Note: ADTV refers to Average Daily Trading Volume, computed using simple average

**11. RELATED PARTY TRANSACTIONS**

- Refer to page 265 to 271 of this report which contains details of all related party transactions entered into by the Embassy REIT and its Asset SPVs during the half-year ended September 30, 2021 (excluding transactions between Embassy REIT and its Asset SPVs which are eliminated on consolidation).
- Refer to pages 166-172 of this report which contains details of all related party transactions entered into by Embassy REIT including monies lent by Embassy REIT to its holding companies and its Asset SPVs.

**12. DETAILS OF FUND-RAISING DURING THE HALF-YEAR ENDED SEPTEMBER 30, 2021**

The Debenture Committee, in its meeting held on September 2, 2021 and September 7, 2021, had approved the issue and allotment, respectively, of 3,000 rupee denominated, listed, rated, secured, redeemable, transferrable, non-convertible debentures (“NCDs”) of ₹10,00,000/- (Rupees Ten Lakhs) per debenture, aggregating to ₹300,00,00,000/- (Indian Rupees Three hundred crores only) on a private placement basis as per the terms and conditions as mentioned in the Information Memorandum for the said issue.

**13. BRIEF DETAILS OF MATERIAL AND PRICE SENSITIVE INFORMATION**

Not applicable

**14. BRIEF DETAILS OF MATERIAL LITIGATIONS AND REGULATORY ACTIONS WHICH ARE PENDING AGAINST THE REIT, SPONSOR(S), MANAGER OR ANY OF THEIR ASSOCIATES AND SPONSOR GROUP(S) AND THE TRUSTEE IF ANY, AS AT THE END OF THE HALF-YEAR**

**Legal and other information**

This section discloses all outstanding material litigation and regulatory action against Embassy REIT, the Sponsors, the Manager, their respective Associates, the Blackstone Sponsor Group and the Trustee (the “Relevant Parties”). Details of all outstanding regulatory actions and criminal proceedings against the Relevant Parties have been disclosed. Only such outstanding civil/commercial matters against the Relevant Parties have been disclosed where amounts involved are in excess of the materiality thresholds disclosed below. All property tax, direct tax and indirect tax matters against the Relevant Parties have been disclosed in a consolidated manner

“Associates” of a person shall be as defined under the Companies Act, 2013, or under applicable accounting standards, and shall also include: (i) any person directly or indirectly controlled by the said person; (ii) any person who directly controls the said person; (iii) where the said person is a company or a body corporate, any person(s) who is designated as a promoter of the Company or body corporate and any other company or body corporate with the same promoter; and (iv) where the said person is an individual, any relative of the individual. With respect to the Manager and the Sponsors, only entities which directly control the Sponsors or the Manager, as applicable, have been considered under (ii).

**I. Material title litigation pertaining to the Portfolio**

For the purpose of this section, details of all pending material title litigation pertaining to the Portfolio have been disclosed. Other than as disclosed below, there are no pending material title litigations pertaining to the Portfolio as of September 30, 2021:

**A. Embassy Manyata**

- MPPL has filed a writ petition against the BBMP and others seeking to *inter-alia*, quash (i) a circular from 2014 re-fixing the improvement charges under the Karnataka Municipal Corporations Act, 1976, and the Karnataka Municipal Corporations (Recovery of Improvement Expenses) Rules, 2009, and (ii) a notice from 2015 demanding payment of betterment charges of ₹127.90 million. In 2016, the High Court of Karnataka has granted an interim stay on the impugned circular and notice. The matter is currently pending.
- A third party suit was filed against MPPL and other defendants (who are co-owners in joint possession with the plaintiff) in 2020 before the City Civil Court, Bengaluru seeking (i) 1/8th share of property by way of partition, out of which MPPL is only concerned with one land parcel; (ii) a declaration that the panchayth parikath alias partition deed dated February 20, 1997 and sale deeds executed in favour of MPPL are null and void. The matter is currently pending.
- A third party suit was filed against MPPL and other defendants in 2003 before the City Civil and Sessions Court, Bengaluru

seeking 1/6th share of the property by way of partition and court on October 16, 2019 ordered that the plaintiff shall be entitled to the share of the compensation awarded by the government and separate possession of the property, it is to be noted that this order does not apply to those properties which are not owned by MPPL. Further, the matter was appealed by the respondent against the order dated October 16, 2019. The matter was heard on January 31, 2020 and the matter is yet to be listed for final hearing. Another respondent has also filed a miscellaneous petition before the City Civil Court on September 3, 2020 and the next date of hearing is scheduled for March 21, 2022.

- A third-party suit was filed against MPPL and other defendants on September 24, 2020 before the Prl. City and Sessions Judge, Bengaluru seeking possession of the property admeasuring 1 acre and 12 guntas forming part of Embassy Manyata. MPPL has filed its response to the complaint filed by the third party and the matter is currently pending.
- A third party writ petition was filed in 2003 against the State of Karnataka (Department of Industries and Commerce), Special Land Acquisition Officer, KIADB, MPPL and others, wherein the petitioner had questioned the acquisition proceedings initiated by the government at Nagavara Village by filing writ petition and thereon a writ appeal before the High Court of Karnataka in 2003 and 2004 respectively, both were rejected. Subsequently, a Special Leave Petition was also filed before Hon'ble Supreme Court which also came to be dismissed on September 3, 2004 and further a Review Petition was filed which was also dismissed on September 10, 2009. Currently, the same third party has filed this Writ Petition on September 19, 2019 before the High Court of Karnataka seeking (i) quashing of the awards proceedings initiated by respondents which has led to arbitrary determination of the compensation (ii) direct the state to pass an award and pay compensation under the provisions of The Right to Fair Compensation and Transparency in Land Acquisition, Rehabilitation And Resettlement Act, 2013; and (iii) quash the acquisition of property situated in Embassy Manyata. The matter is currently pending.

## STATUTORY DISCLOSURES (CONTD.)

- f. MPPL had filed a suit against a third party for a relief that the third party be restrained for interfering with MPPL's possession and enjoyment of the land parcel admeasuring 4 guntas which forms part of Embassy Manyata before the Additional City Civil Judge, Bengaluru. The Additional City Civil Judge, Bengaluru passed a judgement and decree on December 8, 2017 in favour of MPPL. Aggrieved by the judgement and decree dated December 8, 2017, the third party has filed an appeal before the High Court of Karnataka against MPPL in 2018. The matter is currently pending.
- g. An original suit was filed by third parties in 2007 against certain defendants before the City Civil Judge, Bangalore in relation to land parcels admeasuring 1 acre and 38 guntas at situated in Nagavara Village, Kasaba Hobli, Bangalore, North Taluk. MPPL impleaded itself as party to this suit. The plaintiffs claim that the land parcels are their ancestral properties and sought, *inter-alia* (i) half share of the land parcels by way of partition in favour of the plaintiffs and possession of such property; (ii) a declaration that the sale of the land parcels and the consequent khata and mutation in favour of the defendants (including MPPL) was illegal and is not binding on the plaintiffs; (iii) a direction to MPPL to deposit the amount of compensation paid by KIADB along with interest be deposited before the court and to release half of the compensation amount or alternative land to the plaintiffs; and (iv) permanent injunction against certain defendants (including MPPL) in relation to the land parcels. The matter is currently pending.
- h. An original suit was filed by third parties in 2019 against certain defendants before the City Civil Judge, Bangalore in relation to land parcels admeasuring 15 guntas and 31 guntas situated at Nagavara Village, Kasaba Hobli, Bangalore, North Taluk. The plaintiffs claim that the land parcels are their ancestral properties and sought, *inter-alia*: (i) 1/6th share of the land parcel by way of partition to the plaintiffs and possession of such property; and (ii) a declaration that the sale of the schedule properties by the defendant was illegal and is not binding on the plaintiffs. MPPL is not a party to the suit, however, MPPL is concerned with certain land parcels in relation to which the suit is filed as they form a part of Embassy Manyata and is in the process of filing an application for impleadment. The matter is currently pending.
- i. An original suit was filed by third parties in 2016 against certain defendants before the City Civil Judge, Bangalore in relation to land parcels admeasuring approximately 1 acre and 31 guntas situated at Nagavara Village, Kasaba Hobli, Bangalore, North Taluk including in respect of a land parcel located in Embassy Manyata seeking, *inter-alia*: (i) legitimate share in the land parcel by way of partition; and (ii) a declaration that the sale deed in relation to the land parcel executed by the defendants is null and void. The plaintiffs have sought that MPPL be impleaded as a defendant in 2018 to this matter. The matter is currently pending.
- j. An original suit was filed by third parties in 2012 against certain defendants before the City Civil Judge, Bangalore in relation to land parcels admeasuring 1 acre and 14 guntas situated at Nagawara Village, Kasaba Hobli, Bangalore, North Taluk. The plaintiffs claim that the land parcels are their ancestral properties and sought, *inter-alia*: (i) partition of the land parcel and possession to the plaintiffs to the extent of their share; (ii) a declaration that the release deed in relation to the land parcels is not binding on the plaintiffs; and (iii) order for mesne profit. MPPL was not made party to the suit, however, it is concerned with certain land parcels in relation to which the suit is filed as they form a part of Embassy Manyata. Thus, MPPL filed an application for impleading it as a party. The matter is currently pending.
- k. An original suit was filed by third parties in 2008 against certain defendants before the City Civil Judge, Bangalore in relation to land parcels admeasuring 26 guntas and 36 guntas situated at Thanisandra Village, K.R. Puram Hobli, Bangalore East Taluk, among others. The plaintiffs claim that the land parcels are their ancestral properties and have seeking *inter-alia* (i) 1/4th share of several land parcels by way of partition to each of the two plaintiffs; and (ii) a declaration that the compromise entered between certain defendants is not binding of the plaintiffs. MPPL is not a party to the suit, however, MPPL is concerned with certain land parcels in relation to which the suit is filed as they form a part of Embassy Manyata and is in the process of filing an application for impleadment. The matter is currently pending.
- l. An original suit was filed by a third party in 2009 against MPPL and others before the City Civil Judge, Bangalore in relation to land parcels admeasuring 1 acre 16 guntas and 15 guntas situated at Nagavara Village, Bangalore, North Taluk, among others. The plaintiffs claim that the land parcels are their joint family properties and sought, *inter-alia*: (i) 1/3rd share of the properties by way of partition to the plaintiffs and possession of such property; and (ii) a declaration that the sale deed executed in favour of defendants (including MPPL) was null and void and is not binding on the plaintiffs. The matter is currently pending.
- m. An original suit was filed by third parties in 2010 against MPPL and certain others before the City Civil Judge, Bangalore in relation to land parcels admeasuring 1 acre and 18 guntas situated at Nagavara Village, Kasaba Hobli, Bangalore, North Taluk, among others. The plaintiffs claim that the land parcels are their joint family properties and sought, *inter-alia*: (i) 5/10th share in the land parcels by way of partition to the plaintiffs and possession of such property; (ii) a declaration that the transactions made by the defendants (including MPPL) are not binding on the plaintiffs; and (iii) order for mesne profit. The matter is currently pending.
- n. An original suit was filed by a third party in 2019 before the City Civil Judge, Bangalore in relation to land parcels admeasuring 1 acre and 18 guntas situated at Rachenahalli Village K.R. Puram, Hobli, Bangalore, East Taluk, Bangalore. The plaintiff claims that the land parcels are its ancestral properties and has sought *inter-alia* (i) 1/6th share of the land parcels by way of partition and possession of such property; and (ii) a declaration that certain sale deeds executed are not binding upon plaintiff's share. MPPL is not a party to the suit, however, MPPL is concerned with certain land parcels in relation to which the suit is filed as they form a part of Embassy Manyata and we are in the process of filing impleadment. The matter is currently pending.
- o. An original suit was filed by third parties in 2016 against MPPL and others before the City Civil Judge, Bangalore in relation to land parcels admeasuring 1 acre and 31 guntas situated at Nagawara Village, Kasaba Hobli, Bangalore, North Taluk and Kothanur Narayanapura (K.Narayanapura) village, Bengaluru, East Taluk, among others. The plaintiffs claim that the land parcels are their ancestral and hindu joint family properties and sought, *inter-alia*: (i) legitimate share of the land parcels by way of partition to the plaintiffs and possession of such property; (ii) a declaration that the sale deed executed by certain defendants is not binding on the plaintiffs; and (iii) permanent injunction restraining certain defendants (including MPPL) from alienating or encumbering the land parcels to any third parties, pending disposal of the suit. The matter is currently pending.
- p. An original suit was filed by a third party in 2014 before the City Civil Judge, Bangalore in relation to land parcels admeasuring 7.5 guntas situated at Rachenahalli Village K.R. Puram, Hobli, Bangalore, East Taluk, Bangalore forming part of Embassy Manyata. The plaintiff claims that the land parcels are its ancestral properties and has sought *inter-alia* (i) 2/3rd share in the land parcel; (ii) declaration that the sale deed executed by the defendant is not binding on the plaintiff. The matter is currently pending.
- B. Hilton at Embassy Golflinks**  
A third party has filed a suit against GLSP, UPPL, Mac Charles (India) Limited and others in 2003 before the City Civil Court, Bengaluru, seeking specific performance of an agreement for sale for 94,000 square feet of land forming part of the larger parcel of land admeasuring 5 acres and 23 guntas situated at Challaghatta village. The court dismissed the suit in 2008. The plaintiff has challenged such dismissal in 2009 before the High Court of Karnataka in an appeal. GLSP and UPPL have been arraigned as respondents in the appeal. The High Court of Karnataka has recorded the submission made by GLSP and UPPL indicating that no encumbrance will be created on the suit property of 94,000 sft and the matter is currently pending.
- C. Express Towers**  
a. IENMPL has filed a writ petition against the Government of Maharashtra and the Collector, Mumbai in 2003 before the Bombay High Court, challenging the demand against IENMPL for payment of increased transfer charges in relation to a sub-lease. While transfer charges amounting to ₹0.12 million annually for 61 years as per Gol's letter were levied in 2001, the transfer charges were revised

## STATUTORY DISCLOSURES (CONTD.)

to ₹2.34 million in the same year by the Collector, Bombay. In 2004, the Bombay High Court passed an order staying the operation of demand for increased transfer charges, subject to IENMPL continuing to pay the original transfer charges. IENMPL has also undertaken that in the event of dismissal of petition they shall pay the demanded increased transfer charges. The matter is currently pending.

- b. IENMPL had initiated legal proceedings against an occupier before the Court of Small Causes, Mumbai in 2007 for eviction and recovery of possession of 2,150 square feet in Express Towers and for mesne profits. On November 15, 2011, the court directed the occupier to pay ₹0.26 million per month towards mesne profits for the period between March 1, 2007 and February 2010, and ₹0.29 million per month from March 1, 2010 onward. An appeal by the occupier against this order before the Court of Small Causes was dismissed on May 6, 2015. Aggrieved, the occupier filed a petition before the Bombay High Court. On August 28, 2017, the High Court passed an order directing the occupier to pay ₹225 per square foot per month from May 1, 2015 to continue the possession of the premises. The occupier continues to occupy the premises and pay rentals. The matter is currently pending.
- c. A criminal public interest litigation has been instituted by a third party against the state of Maharashtra and others in 2017 which has alleged irregularities in the manner in which Express Towers was being used, and the manner in which the shareholders of IENMPL have acquired the asset. IENMPL impleaded itself as party to this public interest litigation. The Bombay High Court had directed the third party to file an amended petition to, *inter-alia*, include IENMPL as a party. The matter is currently pending.

**D. Embassy Golflinks**

- a. Certain third parties have filed a suit for partition in 2005 against their family members and GLSP before the City Civil Court, Bengaluru, in respect of a property admeasuring 4 acres and 1 guntas, where GLSP is entitled to two acres and 21 guntas, forming part of Embassy Golflinks wherein the court passed a preliminary decree for partition. GLSP has filed an appeal in 2013 before the High Court of Karnataka challenging the decree. The High Court has

passed interim orders in 2015 and stayed the decree. The matter came up for hearing on September 23, 2019 when GLSP filed a compromise petition and the matter was adjourned. The matter is currently pending.

- b. A third-party individual has filed a suit before Court of the City Civil Judge, Bengaluru in 2005, against GLSP and others for declaring a sale deed allegedly executed in 2004 by him in favour of GLSP and another pertaining to a portion of land situated at Embassy Golflinks, as null and void on account of fraud and misrepresentation. The plaintiff died at the evidence stage and his alleged heir was not permitted to come on record by as the court rejected his application by passing an order in 2015. Aggrieved by the order, the alleged heir filed a civil revision petition before the High Court of Karnataka in 2015 which was subsequently converted into a writ petition and the next date of hearing is yet to be fixed. The matter is currently pending.
- c. Certain third parties have filed a suit in 2008 before the City Civil Court, Bengaluru in respect of a property admeasuring 1 acre and 21 guntas, forming part of Embassy Golflinks. The suit was dismissed in 2013 due to no representation on behalf of the plaintiffs. The plaintiffs filed a petition before the City Civil Judge, Bengaluru in 2013 to set aside the dismissal order and restore the suit, along with an application for condonation of delay. GLSP has filed objections to the petition.
- d. Certain third parties have filed an application in 2007, before the Court of City Civil Judge, Bengaluru against GLSP and another third party seeking an injunction restraining them from alienating or creating any third party interest in a property admeasuring 2 acres and 14 guntas, forming part of Embassy Golflinks. The court passed an interim order in 2007 which has been subsequently vacated by the court and the matter is currently pending. The third-party claimants have also filed a claim in 2009 against GLSP and others, before the High Court of Karnataka seeking appointment of an arbitrator and an arbitrator was appointed by an order in 2015. The claimants sought (i) performance of joint development agreements executed in 2004 and 2005, against GLSP and another individual, pertaining to the property before the arbitrator, and (ii) an injunction

to restrain the respondents from alienating or creating any third-party interests in the building constructed on the property, before the arbitrator. The court pronounced its order dated August 4, 2021 whereby GLSP or its agents are restrained from alienating or creating any charge of any nature in respect of certain portions of the property for a period of 3 months from the date of this order. Further, the applicants are directed to take up the matter before the arbitral tribunal to resolve their dispute.

- e. GLSP has filed a petition in 2014 before the High Court of Karnataka *inter-alia*, against a show cause notice issued under the Public Premises (Eviction of Unauthorised Occupation) Act, 1971, in relation to eviction of GLSP from certain parcels of land admeasuring 92 square meters, 274.86 square meters and 2,079.79 square meters in Domlur Village, Bengaluru, which as per the show cause notice allegedly belongs to the Department of Defence and seeking a direction against the BBMP and others to complete the construction of the road on the aforementioned lands. The High Court in 2014 directed BBMP to continue with the construction of the road in terms of certain agreements signed between the Department of Defence and BBMP and also restrained the respondents from acting upon the impugned notice or taking coercive steps against GLSP. The respondents have obtained a stay on such order in 2016 by way of an appeal filed in 2015 before the High Court of Karnataka. The stay order also stated that GLSP could not be evicted without the leave of court. In 2019, the High Court of Karnataka allowed the appeals.
- f. A third party individual has filed a suit before the City Civil Court, Senior Division, Rural District against GLSP and others alleging that the defendants and GLSP have colluded with each other to sell certain parcels of land belonging to the petitioner, admeasuring 12 guntas, 1 acre 9 guntas and 15 guntas respectively forming part of Embassy Golflinks to GLSP. The petitioner has alleged that the sale deed executed in 2003 is not binding on the petitioner. The suit was dismissed in 2016 for default by

the petitioner. The petitioner has thereafter filed an application seeking to restore the case and the summons are yet to be served on some of the respondents. The matter is currently pending.

- g. GLSP received a notice from a third party individual alleging that certain third parties were the absolute owners of land in possession of GLSP admeasuring 2 acres and 8 guntas in Bengaluru. The IX Additional City Civil and Sessions Judge, pursuant to a preliminary decree in 2017, granted the petitioner half a share in the land. GLSP was not made a party to the above suit filed by the third party. GLSP has filed an appeal in the High Court of Karnataka to set aside the decree of the IX Additional City Civil and Sessions Judge and to remand the suit to the trial court by impleading GLSP as a defendant. Currently, the matter is in the admission stage and the High Court of Karnataka has requested that the lower court records to be produced before it.

**E. Embassy Pune TechZone<sup>1</sup>**

EPDPL has received a notice dated September 18, 2020 from the National Green Tribunal, Western Zone Bench, Pune indicating that a third party has filed an original application against EPDPL claiming that EPDPL has failed to obtain the relevant environmental clearances from the Environment Department, Ministry of Environmental and Forest and Climate Change, Government of India as per the Environmental Impact Assessment Notification dated September 14, 2006 for construction of the buildings. EPDPL has filed its response and the next date of hearing is scheduled for November 10, 2021.

**F. Embassy TechVillage**

- a. A third party individual filed a suit in 2017 against the 'Embassy Group' before the City Civil Court, Bangalore seeking a decree of permanent injunction against 'Embassy Group' from interfering with the alleged rights of the plaintiff in relation to a land parcel forming part of ETV. VTPL filed two interim applications for: (i) dismissal of the suit contending that 'Embassy Group' is not a valid legal entity; and (ii) impleading itself as party. Pursuant to an order dated

<sup>1</sup>Pursuant to the sanctioning of the Composite Scheme of Arrangement amongst EOPPL, EPTPL and MPPL ("Scheme") by the Hon'ble National Company Law Tribunal, Mumbai Bench, (the "NCLT") vide its order dated February 11, 2021. The Scheme has been made operational by filing the order of the NCLT with the Registrar of Companies, Pune on, with effect from March 10, 2021. Pursuant to the Scheme becoming effective and operational, the TechZone Undertaking of EOPPL (i.e., business related to development, operations and maintenance of Embassy TechZone, Pune) has been transferred to EPTPL on a going concern basis.

## STATUTORY DISCLOSURES (CONTD.)

December 16, 2017, the Civil Court rejected both the above applications and rejected an interim application filed by the plaintiff seeking a temporary injunction against 'Embassy Group'. VTPL filed a civil revision petition and a writ petition before the High Court of Karnataka against the rejection of its applications. Pursuant to orders dated January 10, 2018, the High Court of Karnataka stayed the proceedings until the next date of hearing. The matters are currently pending.

The same third party individual has also filed an appeal under the Karnataka Land Revenue Act, 1964 before the Assistant Commissioner, Bangalore, North Sub-Division challenging the endorsement dated October 29, 2015 issued by the Tahasildar, Bangalore East Taluk rejecting the claim of the plaintiff to a land parcel admeasuring 21 guntas. VTPL has impleaded itself as a party and filed a statement of objections. The matter is currently pending.

- b. A third party individual has filed a suit before City Civil Court, Bangalore against the 'Managing Director, Embassy Group of Company' seeking a decree of permanent injunction against the defendants from interfering with the peaceful possession of a land parcel. While VTPL has not claimed title over the disputed land parcel, the plaintiffs have alleged that the land parcel is at the edge of the property owned by VTPL. VTPL has impleaded itself as a party and has contended, *inter-alia*, that the land parcel has been acquired by the BBMP for a road. The matter is currently pending.
- c. Certain third parties have filed a suit before City Civil Court, Bengaluru against VTPL and its representatives seeking a decree of permanent injunction against the defendants from interfering with the peaceful possession of a land parcel. While VTPL has not claimed title over the disputed land parcel, the plaintiffs have alleged that the land parcel is at the edge of the property owned by VTPL. VTPL has impleaded itself as a party and has contended, *inter-alia*, that the land parcel has been acquired by the BBMP for a road. The matter is currently pending.

## II. Material litigation and regulatory action pending against Embassy REIT (Asset SPVs and the Investment Entity)

With respect to the Asset SPVs and the Investment Entity, details of all pending

regulatory actions and criminal matters against the Asset SPVs and the Investment Entity have been disclosed.

For the purpose of pending civil/ commercial matters against Embassy REIT (Asset SPVs and Investment Entity), and Associates of Embassy REIT (excluding the Manager, the Sponsors, their respective Associates and the Blackstone Sponsor Group) matters exceeding ₹236.30 million (being 1% of the consolidated income as of March 31, 2021) have been considered material and proceedings where the amount is not determinable but the proceeding is considered material by the Manager from the perspective of Embassy REIT has been disclosed.

Other than as disclosed below, there are no pending criminal litigation, regulatory actions or material civil/ commercial matters against any of the Asset SPVs or the Investment Entity or the Associates of Embassy REIT (excluding the Manager, the Sponsors, their respective Associates and the Blackstone Sponsor Group) as of September 30, 2021. Further, there is no litigation against Embassy REIT as of September 30, 2021.

### A. MPPL

#### (a) Regulatory Proceedings

- i. The Director, SEZ Section, GoI issued guidelines in 2009 which laid down that captive power plants in IT/ ITES SEZs were to be classified as separate units and were entitled to avail fiscal benefits under the SEZ Act including the benefit of exemption from the levy of excise duty under the Central Excise Act, 1994, on the goods supplied to them. However, in 2015, a new circular was issued which withdrew all such benefits and incentives extended to the captive power plants set up in a SEZ with effect from April 1, 2015. In 2016, new guidelines were issued which restored the benefits and exemptions given under the 2009 circular. However, the exemptions and benefits were prospective in nature and did not apply to SEZ developers, such as MPPL, for the period between the 2015 circular and the 2016 guidelines. By way of their letters in 2016, two diesel providers who were providing high speed diesel to MPPL, informed MPPL that amount payable due to excise duty on supply of diesel to MPPL was ₹31.60 million and ₹8.49 million, respectively, due to the changed guidelines. MPPL filed an

application before the Development Commissioner, Manyata Embassy Business Park SEZ in 2016 seeking approval of its DG set unit as a SEZ unit with retrospective effect, which was not granted. Subsequently, MPPL filed an appeal before the Development Commissioner, Manyata Embassy Business Park SEZ seeking modification of the letter of approval granted by the Board of Approval, SEZ Section to classify MPPL's captive power plant as a SEZ unit, as it was not granted with retrospective effect, which was rejected. MPPL has filed a writ petition in 2017 before the High Court of Karnataka to set aside the said order and a stay order has been granted.

### B. EEPL

#### Regulatory Proceedings

The Karnataka Electricity Regulatory Commission has issued orders in 2005, 2008 and 2014 granting exemption to all solar power generators in Karnataka that achieved commercial operation date between April 1, 2013 and March 31, 2018 from paying certain charges such as, *inter-alia*, payment of wheeling and banking charges, cross subsidy surcharges, transmission losses and wheeling losses for a period of ten years from the date of commissioning. The Commission issued an order in 2018 withdrawing the aforementioned exemption available to Karnataka's power generators, including EEPL. Subsequently, EEPL and others have filed writ petitions in 2018 in the High Court of Karnataka against the State of Karnataka, the Karnataka Electricity Regulatory Commission, Bangalore Electricity Supply Company Limited, Gulbarga Electricity Supply Company Limited and Karnataka Power Transmission Corporation Limited. In the event of cancellation of the aforesaid exemption, EEPL would incur an estimated loss of approximately ₹1,053.50 million over a ten year period. The High Court of Karnataka by way of an order dated May 24, 2018 has directed interim stay on the Commission's order withdrawing the aforesaid exemptions. The Bangalore Electricity Supply Company Limited filed an interlocutory application on June 18, 2018, seeking vacating of the interim order dated May 24, 2018 passed by the High Court of Karnataka, and Karnataka Electricity Regulatory Commission has filed common preliminary objections on September 27, 2018 and requested the High Court of Karnataka to dismiss the writ petition filed by EEPL and others. The High Court of

Karnataka, by way of an order dated March 13, 2019, allowed the writ petitions filed by EEPL and others, and quashed the order dated May 14, 2018 issued by the Karnataka Electricity Regulatory Commission. EEPL has filed a caveat petition for receiving notifications in case any intra court writ appeal filed by any of the parties to the said petition, before the Division Bench of the High Court of Karnataka. Karnataka Electricity Regulatory Commission has filed a common writ appeal against the said order, against EEPL & Others. Electricity Supply Companies have also filed writ appeals against some of the petitioners, but no appeal has been filed against EEPL.

#### Other Material Litigation

- a. EEPL has received a demand notice under the Insolvency and Bankruptcy Code, 2016 on February 28, 2019 from a third party subcontractor, engaged by IL&FS Development Company (IEDCL), the parent company of ISPL, which was itself engaged by ISPL as a contractor for Embassy Energy. The demand notice alleges that unpaid amounts (categorised as operational debts) aggregating up to ₹1,008.1 million (including interest up to October 2018) are due to the sub-contractor directly from EEPL for the various works claimed to have been undertaken at the site of Embassy Energy, on the basis of certain correspondence with EEPL. The demand notice requires payment within 10 days of the letter, failing which the subcontractor may initiate a corporate insolvency resolution process against EEPL. EEPL has by its letter dated March 1, 2019, refuted all such claims *inter alia* on the basis that the payments are due from ISPL (and/ or its parent entity) to the sub-contractor and not from EEPL, and therefore the sub-contractor has no claim against EEPL. EEPL has by its letter dated 1 March 2019, refuted all such claims *inter alia* on the basis that the payments are due from ISPL (and/ or its parent entity) to the sub-contractor and not from EEPL, and therefore the sub-contractor has no claim against EEPL. By its letters dated 18 March 2019, the subcontractor has responded to the letter from EEPL, denying all statements made by EEPL and reiterating that the unpaid amounts are due from EEPL. The sub-contractor has thereafter filed an application under Section 9 of the Code before the Bangalore bench of National Company Law Tribunal claiming debt of ₹1,082.50 million (including interest up to September 2019) and interest thereon

## STATUTORY DISCLOSURES (CONTD.)

against EEPL. The sub-contractor has thereafter filed an application under Section 9 of the Code before the Bengaluru bench of National Company Law Tribunal claiming debt of ₹1,082.50 million (including interest up to September 2019) against EEPL. The third party sub-contractor vide a letter dated January 2, 2020 served the notice of hearing in the captioned matter for initiation of insolvency proceedings under Section 9 of the Insolvency and Bankruptcy Code, 2016 before the NCLT, Bengaluru pursuant to its order dated December 16, 2019. The matter is in the admission stage before the NCLT, Bengaluru and is pending.

- b. In relation to Embassy Energy, ISPL has identified 465.77 acres of land for Embassy Energy. The approval obtained by EEPL from the Government of Karnataka for the establishment of Embassy Energy requires that the land is purchased and the solar project is established only after obtaining conversion of the use of the land for non-agricultural purposes. EEPL is required to obtain approval from the local authorities to purchase the land for the solar project under Section 109 of the Karnataka Land Reforms Act, 1961 which is deemed conversion of agricultural land and no further approvals are necessary. EEPL directly or through land aggregators has executed agreements for sale and powers of attorney with various land owners for 465.77 acres of land. Applications for approval under Section 109 have been made for 465.77 acres of land and such approvals have been received for 442.54 acres. EEPL has executed sale deeds in respect of 405.73 acres of land. Of the 405.73 acres of land for which sale deeds have been executed, payment of conversion fee is pending.

**C. GLSP**

GLSP and its occupier have received a notice in 2017 from the Karnataka State Pollution Control Board stating that the sewage treatment plant at Embassy Golflinks was inspected by the relevant officials and was found to not be operating in accordance with the standards stipulated pursuant to an order passed by the National Green Tribunal and a public notice issued by the Karnataka State Pollution Control Board detailing revised standards required to be adopted for such plants in 2017. GLSP was called upon to show cause as to why action should not be initiated against it under the Water Act, 1974 and related legislations within 30 days from the date of the notice. Golflinks Embassy

Business Park Management Services LLP has responded to the notice stating that it is in the process of complying with the observations and requesting for a period of five to seven months for compliance and to grant consent. As per the National Green Tribunal and a public notice issued by the Karnataka State Pollution Control Board, all the sewage treatment plants in Embassy Golflinks have been upgraded as per the National Green Tribunal guidelines and to meet the Karnataka State Pollution Control Board prescribed new standards.

GLSP has informed the KSPCB of completion of upgradation works pursuant to a letter dated September 10, 2020 and requested officials to conduct an inspection, if required.

**D. IENMPL****Certain other matters**

Since the 1970s, many correspondences have been exchanged by IENMPL, MCGM, and the Government of Maharashtra, in relation to unauthorised construction and approval for change of use of three floors of Express Towers since the execution of the lease deed (including notices relating to alleged unauthorised construction and unauthorised use). IENMPL last applied to the MCGM in 1990 for such permission which was rejected. IENMPL thereafter wrote to the Government of Maharashtra requesting that they direct the MCGM to regularise the office use and occupation of plaza floors (as per the previous approval of the Government of Maharashtra). The Government of Maharashtra has observed that the local regulations do not contain a provision dealing with plaza floors and has since written to the local authorities in 2004 to formulate guiding principles for treatment of plaza floors which are yet to be notified.

**E. Embassy Techvillage****Regulatory Proceedings**

- a. The Director, SEZ Section, GoI issued guidelines in 2009 which laid down that captive power plants in IT/ ITES SEZs were to be classified as separate units and were entitled to avail fiscal benefits under the Special Economic Zones Act, 2005 including the benefit of exemption from the levy of excise duty under the Central Excise Act, 1994, on the goods supplied to them. However, in 2015, a new circular was issued which withdrew all such benefits and incentives extended to the captive power plants set up in a SEZ with effect from April 1, 2015. In 2016, new guidelines were issued which restored the benefits and exemptions given under the 2009 circular.

However, the exemptions and benefits were prospective in nature and did not apply to SEZ developers, such as VTPL for the period between the 2015 circular and the 2016 guidelines. By way of its letter dated March 3, 2016, the diesel supplier providing high speed diesel to VTPL, informed VTPL that amount payable due to excise duty on supply of diesel to VTPL was ₹4.31 million, due to the changed guidelines. VTPL filed an application before the Development Commissioner, Vikas Telecom SEZ in 2016 seeking approval of its DG set unit as a SEZ unit with retrospective effect, which was not granted. Subsequently, VTPL filed an appeal before the Board of Approval, SEZ Section in 2016 seeking modification of the letter of approval granted by the Board of Approval, SEZ Section to classify VTPL's captive power plant as a SEZ unit, as it was not granted with retrospective effect, which was rejected. VTPL has filed a writ petition in 2017 before the High Court of Karnataka to set aside the said order and a stay order was granted.

- b. VTPL has received a demand note dated August 14, 2020 from the Bangalore Water Supply and Sewerage Board ("BWSSB") for a payment of total charges amounting to ₹99.44 million in relation to issuance of a no-objection certificate for a proposed project commercial building on land parcel. VTPL has filed a writ petition before the High Court of Karnataka against the State of Karnataka, Bangalore Water Supply and Sewerage Board and others challenging *inter-alia*, the government order dated February 12, 2016 and the demand note issued against VTPL and seeking to, *inter-alia*, (i) quash the demand notice dated August 14, 2020; and (ii) issue of no-objection certificate to VTPL. Pursuant to an order dated November 17, 2020, the High Court of Karnataka granted an ad-interim stay on the demand notice dated August 14, 2020 in relation to certain charges and instructed VTPL to pay the prescribed fee for issuance of no objection certificate. Accordingly, VTPL has made the requisite payment hereunder and received the NOC from BWSSB. The matter is currently pending.
- c. VTPL has received a demand note dated September 29, 2020 from the Bangalore Water Supply and Sewerage Board for a

payment of total charges amounting to ₹39.20 million in relation to issuance of a no-objection certificate for a proposed project office building on land parcel. VTPL has filed a writ petition before the Karnataka High Court against State of Karnataka, Bangalore Water Supply and Sewerage Board and others challenging *inter-alia*, the government order dated February 12, 2016 and the demand note against VTPL seeking to, *inter-alia*, (i) quash the demand notice dated September 29, 2020; and (ii) issue of no-objection certificate to VTPL. Pursuant to an order dated November 30, 2020, the High Court of Karnataka granted an ad-interim stay on the demand notice dated September 29, 2020 in relation to certain charges and instructed VTPL to pay the prescribed fee for issuance of no objection certificate. Accordingly, VTPL has made the requisite payment hereunder and received the NOC from BWSSB. The matter is currently pending.

**(ii) Other Material Litigation**

A third-party suit was filed against VTPL and other defendants in 2004 before the Additional City Civil & Sessions Judge, Bengaluru seeking partition of a land parcel admeasuring 1 acre and 9 guntas forming part of Embassy TechVillage. The court decreed on November 29, 2011 dismissing the suit filed by the plaintiffs. The appellant has filed an appeal in 2012 before the High Court of Karnataka to set aside the judgement and decree dated November 29, 2011. The matter is currently pending.

**III. Material litigation and regulatory action pending against Embassy Sponsor**

With respect to Embassy Sponsor, details of all pending regulatory actions and criminal matters against Embassy Sponsor have been disclosed. For the purpose of pending civil/commercial matters against Embassy Sponsor matters exceeding ₹410.50 million (being 5% of the total consolidated revenue of Embassy Sponsor for the Financial Year 2021) have been considered material and proceedings where the amount is not determinable but the proceeding is considered material by the Manager from the perspective of Embassy REIT has been disclosed. Other than as disclosed below, there is no pending criminal litigation, regulatory actions or material civil/commercial matters against Embassy Sponsor as of September 30, 2021.

## STATUTORY DISCLOSURES (CONTD.)

**Criminal Litigation**

- (i) A charge sheet has been filed by the Central Bureau of Investigation against various individuals and the companies including Embassy Realtors Private Limited (which subsequently merged with Embassy Sponsor) and its founder, Jitendra (Jitu) Virwani in 2014, who have been named as accused number 12 and 11 respectively. As part of allegations made against the various others accused, there have also been allegations of corruption and irregularities in 2004 with relation to certain land development and housing projects awarded by the Government of Andhra Pradesh and the Andhra Pradesh Housing Board to a consortium in which, Embassy Realtors Private Limited, was holding a minority stake. The offences alleged against Embassy Sponsor and Jitendra Virwani are under the Indian Penal Code, 1860, including, *inter-alia*, Sections 120 (b) & 420. Jitendra Virwani filed a criminal petition in the High Court of Telangana and Andhra Pradesh seeking an interim order of stay against the proceedings in the trial court; the High Court has exempted the personal appearance of Jitendra Virwani instead of staying the further proceedings. Subsequently, Embassy Sponsor has filed a criminal petition in the High Court of Telangana and Andhra Pradesh in 2016 seeking to *inter-alia* quash the proceedings pending before the Special Court for CBI cases at Hyderabad. An interim order of stay has been granted by the High Court in favour of Embassy Sponsor in this regard until the date of the next hearing. Embassy Sponsor and Jitendra Virwani were also named as respondents in proceedings initiated by the Directorate of Enforcement under the Prevention of Money Laundering Act, 2002 in relation to the same subject matter and an order for the provisional attachment of certain movable assets of Embassy Sponsor and Jitendra Virwani was passed in January 2018. The Adjudicating Authority has in June 2018 passed an order to the effect that such alleged assets were not involved in the money laundering and has revoked the attachment of such assets. The Directorate of Enforcement has filed an appeal before the Appellate Tribunal at New Delhi and the Appellate Tribunal has dismissed the Appeal filed by the Enforcement Directorate and confirmed the orders passed by the Adjudicating

Authority. Aggrieved by the Orders passed by the Appellate Tribunal at New Delhi, the Enforcement Directorate has filed an appeal before the High Court of Telangana at Hyderabad and the said Appeal is pending before the High Court at Hyderabad..

**Regulatory Proceedings**

- a. The Deputy Commissioner (Registration) and District Registrar, Bengaluru has by an order passed in 2017 directed Embassy Sponsor to make payment of stamp duty of ₹93.22 million and registration fee of ₹16.50 million pertaining to a sale agreement for residential properties in Bengaluru. Embassy Sponsor filed an appeal before the Karnataka Appellate Tribunal, Bengaluru ("KAT") in 2018 challenging the order which was dismissed in 2019. The KAT directed Embassy Sponsor to pay an amount of ₹100.97 million. Embassy Sponsor has filed a writ petition before the High Court of Karnataka challenging the orders passed by the KAT and High Court has granted an interim order of stay against the order of the KAT.
- b. A third party individual has filed an application before the National Green Tribunal, Chennai in 2015 against the State of Karnataka, and several other builders including Embassy Sponsor, alleging that builders are polluting the Bellandur lake and surrounding environment by discharging effluents in the lake, around which they are developing residential and commercial projects. The matter is currently pending for hearing.
- c. Embassy Sponsor has received a notice from the Competition Commission of India in 2018 inquiring into its acquisition of over 70% of the shareholding of Mac Charles (India) Limited as a combination. Embassy Sponsor has replied to the notice *inter-alia* submitting that the transaction does not constitute a combination within the meaning of Section 5 of the Competition Act, 2002 since Mac Charles (India) Limited was eligible to avail the de minimus exemption for combinations under the provisions of the Competition Act, 2002. Embassy Sponsor has replied to the notice as stated above and has not received any response thereafter.

- d. The Maharashtra Pollution Control Board pursuant to a notice in 2011 has filed a criminal case in 2012 before the Chief Judicial Magistrate Court, Pune against Embassy Sponsor and another accused for violating environmental laws by carrying out construction at plot no. 3, Rajiv Gandhi Infotech Park, Pune without obtaining prior clearance. The court issued summons in 2012, against which Embassy Sponsor has filed a criminal writ petition in the Bombay High Court. This matter is pending for hearing before the Bombay High Court.
- e. In 2015, Embassy Sponsor filed an application with the Bangalore Development Authority ("BDA") for the issue of a development plan in relation to certain property owned by MPPL. The BDA issued the development plan. Subsequently, the Embassy Sponsor as the co-developer of the property filed an application with the BDA for a modified development plan in connection with the use of TDR rights. In February 2020, the Karnataka state government issued amendments to the relevant regulations in relation to levy of fees, cess and surcharges for modified development plans. Subsequently, the BDA issued two demand notices dated September 24, 2020 to the Embassy Sponsor to pay ₹121 million towards various charges in connection with the modified development plan. The Embassy Sponsor has filed a writ petition against the State of Karnataka and others before the High Court of Karnataka, *inter-alia*, to set aside the demand notices issued by the BDA and declare the amendments as ultra vires. Subsequently, BDA issued a letter dated March 10, 2021 to Embassy Sponsor indicating that an amount of ₹0.037 million is to be paid for issuance of modified development plan and the same was paid by Embassy Sponsor on March 17, 2021. The matter is currently pending.
- f. Embassy Sponsor received demand notices dated January 13, 2021 and October 7, 2021 for the payment of ₹18.84 million and ₹8.58 million, respectively, from BBMP towards ground rent and other charges as a condition for the issue of sanction plans and occupancy certificates for certain commercial developments undertaken by Embassy Sponsor. The Embassy Sponsor filed two writ petitions against the

BBMP and others before the High Court of Karnataka, to, *inter-alia*, set aside the demand notices issued by the BBMP. On March 30, 2021 the High Court of Karnataka passed orders staying certain demands raised by the BBMP under such demand notices. In relation to the demands with respect to: (i) scrutiny fee and license fee, the demand in excess of 50% has been stayed; (ii) security deposit, the demand in excess of the amount calculated at the rate of ₹25/- per square meter has been stayed; and (iii) labour cess, the demand of 1% administrative charges on labour cess has been stayed (subject to applicable conditions). Embassy Sponsor was required to pay the remaining amounts in the demand notices within a period of four weeks from the date of the order and execute an indemnity bond in favour of the BBMP to ensure liability to pay the demands in case of failure of the petition. Subject to these conditions, the BBMP was directed to issue the sanctions plans and occupancy certificates (as applicable) to Embassy Sponsor, which would be subject to the final outcome of the petition. BBMP has issued a revised demand notices dated March 31, 2021 and April 15, 2021 wherein it has directed Embassy Sponsor to pay ₹10.29 million and ₹1.09 million. The matter is currently pending.

**IV. Material litigation and regulatory action pending against the Associates of Embassy Sponsor**

With respect to the Associates of Embassy Sponsor, details of all pending regulatory actions and criminal matters against the Associates of Embassy Sponsor have been disclosed. For the purpose of pending civil/ commercial matters against Associates of Embassy Sponsor, (excluding the Asset SPVs and the Investment Entity) matters exceeding ₹410.50 million (being 5% of the total consolidated revenue of Embassy Sponsor for the Financial Year 2021) have been considered material and proceedings where the amount is not determinable but the proceeding is considered material by the Manager from the perspective of Embassy REIT has been disclosed. Other than as disclosed below, there is no pending criminal litigation, regulatory actions or material civil/ commercial matters against the Associates of Embassy Sponsor as of September 30, 2021.

## STATUTORY DISCLOSURES (CONTD.)

**Regulatory Proceedings**

- (a) Concord India Private Limited received a notice in 2008 from the Range Forest Officer, Bengaluru regarding initiation of proceedings in the High Court of Karnataka for the alleged unauthorised occupation of 78 acres forest land in a plantation reserved forest in Bengaluru. The Company has filed a writ petition in 2008 to quash the notice pursuant to which the court ordered in 2012 that the occupied area was not forest land. The Range Forest Officer has filed a writ appeal in the High Court of Karnataka in 2012 against the order and the Company has also filed a writ petition in the High Court of Karnataka in 2012 against the State of Karnataka challenging old notifications of the Karnataka State Government declaring the occupied area as an industrial area instead of as a de-reserved reserve forest area for non-forest activity. The said case has been disposed vide judgment dated July 23, 2019.
- (b) Le Meridien Hotel, Bengaluru (owned by Mac Charles (India) Limited) has received a notice in 2013 from the Employees' Provident Fund Organisation to show cause why damages on belated remittance should not be levied. The hotel agreed to the delay in payment except for certain periods. The Assistant Provident Fund Commissioner in 2016 ordered the hotel to pay belated remittance of ₹0.11 million within stipulated time along with interest payable. The hotel has filed an appeal in 2016 before the Employees Provident Fund Appellate Tribunal, Bengaluru challenging the order and the tribunal granted interim stay. Further, the provident fund along with the payment of back wages was remitted.
- (c) J.V. Holdings Private Limited has received a notice in 2014 from the RBI to show cause why action should not be initiated against it for doing business as an NBFC in violation of the Reserve Bank of India Act, 1934. The Company filed its reply to the RBI and the RBI in 2016 directed it to either merge with another NBFC, wind up its business or register as an NBFC. The RBI also directed the Company in 2017 to exit partnerships it

is invested in to qualify as a core investment company. In 2018, the RBI has asked J.V. Holdings Private Limited to submit its response on the status of complying with the notice. The Company has replied to the RBI stating that it has commenced provision of marketing services and that the proposed income from such business activity will be such that the Company will not be an NBFC by March 31, 2019. The Company has ceased undertaking non-banking financial business as on March 31, 2019 and has not received any further communication in this regard from RBI.

- (d) Udhyan Investments Private Limited has received a notice in 2015 from the RBI to provide clarifications to determine whether it is an NBFC. The Company clarified that it does not qualify as an NBFC. The Company has not received any further communication in this regard from RBI.
- (e) Embassy Construction Private Limited ("ECPL") has received a demand note dated June 16, 2020 from the Bangalore Water Supply and Sewerage Board for a payment of total charges amounting to ₹20.57 million in relation to issuance of a no-objection certificate for a proposed project commercial building on land situated at Venkatala Village, Yelahanka Hobli, Bangalore North Taluk, Bangalore and ECPL has filed a writ petition before the Karnataka High Court against State of Karnataka, Bangalore Water Supply and Sewerage Board and others challenging *inter-alia*, the demand note against ECPL seeking to, *inter-alia*, (i) quash the demand notice; and (ii) issue of no-objection certificate to ECPL. The High Court of Karnataka granted an ad-interim stay dated November 13, 2020 on the demand notice issued by BWSSB in relation to certain charges and instructed ECPL to pay the prescribed fee for issuance of no-objection certificate and directed BWSSB to issue NOC by accepting Administration Fees & Scrutiny Fees amounting to ₹3.2 million and the said demand notice will be subject to outcome of the Writ Petition. The matter is currently pending.

- (f) ECPL received a demand notice dated July 16, 2021 from BBMP ("Demand Notice") for the payment of ₹65.67 million towards ground rent and other charges as a condition for the issue of the sanction plan for a commercial development undertaken by ECPL. ECPL filed a writ petition against the BBMP and others before the High Court of Karnataka, to, inter alia, set aside the Demand Notice. On August 6, 2021 the High Court of Karnataka passed an order staying certain demands raised by the BBMP under the Demand Notice and requiring the petitioner (ECPL) to execute an indemnity bond in favour of the BBMP to ensure liability to pay the demands in case of failure of the petition. The petitioner was required to pay the remaining amounts set out in the Demand Notice. Subject to these conditions, the BBMP was directed to issue the sanction plan and occupancy certificate (as applicable) to ECPL, which would be subject to the final outcome of the petition. ECPL has made these payments. The matter is currently pending.

**Other Material Litigation**

- a. A third party filed a petition before the Indian Council for Arbitration against Concord India Private Limited for resolution of a dispute in respect of a memorandum of understanding between the third party and Concord India Private Limited entered into in 1999 in respect of joint development of 78 acres of land situated at Kadugodi plantation. The petitioner has claimed that they are entitled to develop the land, whereas Concord India Private Limited has stated that the petitioner is not entitled to any relief since the memorandum of understanding was terminated. The arbitral tribunal passed an award in favour of Concord India Private Limited dismissing the petition filed by the petitioner.

Aggrieved by the award passed by the arbitral tribunal, the petitioner filed a suit before the City Civil Court at Bengaluru in 2019 challenging the said award and the said suit is pending for consideration.

**V. Material litigation and regulatory action pending against Blackstone Sponsor, its Associates and the Blackstone Sponsor Group**

As of September 30, 2021, Blackstone Sponsor, its Associates and Blackstone Sponsor Group do not have any regulatory actions, criminal matters, or material civil/commercial litigation, i.e., in excess of USD 6.94 million (being 5% of the income of the Blackstone Sponsor for the calendar year ended December 31, 2020) pending against them.

**VI. Material litigation and regulatory action pending against the Manager and its Associates**

As of September 30, 2021, the Manager and its Associates (to the extent that such Associates are not Associates of the Sponsors) do not have any regulatory actions, criminal matters, or other material civil/commercial litigation pending against them. For the purposes of civil/commercial matters against the Manager and its Associates (to the extent that such Associates are not Associates of the Sponsors), matters involving amounts exceeding 5% of the revenue of the Manager for the Financial Year 2020 have been considered material.

**VII. Material litigation and regulatory action pending against the Trustee**

As of September 30, 2021, the Trustee does not have any regulatory actions, criminal matters, or material civil/commercial litigation, i.e., in excess of ₹9.19 million (Indian Rupees Nine Million and Nineteen Thousand Only) (being 5% of the income of the profit after tax of the Trustee for the Financial Year 2019-2020) pending against it.

## STATUTORY DISCLOSURES (CONTD.)

**VIII. Taxation Proceedings**

Details of all direct tax, indirect tax and property tax matters against the Relevant Parties as of September 30, 2021 are as follows:

Nature of case	Number of cases	Amount involved (in ₹ Million)
<b>Embassy REIT (Asset SPVs and Investment Entity)</b>		
Direct Tax	18	353.26
Indirect Tax	21	912.70
Property Tax	4	3,418.89
<b>Embassy Sponsor - EPDPL</b>		
Direct Tax	5	172.97
Indirect Tax	3	309.63
Property Tax	Nil	Nil
<b>Key Persons (Board of Directors) of the Embassy Sponsor</b>		
Direct Tax	3	669.56
Indirect Tax	Nil	Nil
Property Tax	Nil	Nil
<b>Blackstone Sponsor</b>		
Direct Tax	Nil	Nil
Indirect Tax	Nil	Nil
Property Tax	Nil	Nil
<b>Key Persons (Board of Directors) of the Blackstone Sponsor</b>		
Direct Tax	Nil	Nil
Indirect Tax	Nil	Nil
Property Tax	Nil	Nil
<b>Manager - EOPMSPL</b>		
Direct Tax	Nil	Nil
Indirect Tax	Nil	Nil
Property Tax	Nil	Nil
<b>Blackstone Sponsor Group</b>		
Direct Tax	Nil	Nil
Indirect Tax	Nil	Nil
Property Tax	Nil	Nil
<b>Associates of the Manager*</b>		
Direct Tax	Nil	Nil
Indirect Tax	Nil	Nil
Property Tax	Nil	Nil
<b>Associates of the Embassy Sponsor</b>		
Direct Tax	25	280.22
Indirect Tax	18	728.69
Property Tax	Nil	Nil
<b>Associates of the Blackstone Sponsor#</b>		
Direct Tax	Nil	Nil
Indirect Tax	Nil	Nil
Property Tax	Nil	Nil

\*Excludes Associates of the Sponsors

#Excludes the Blackstone Sponsor Group

**15. RISK FACTORS**

Risk Factors-Embassy Office Parks REIT

**Risk related to our organisation and structure**

1. The Portfolio has certain liabilities, which liabilities if realised may impact the trading price of the units, our profitability and our ability to make distributions.

2. We have incurred external debt at Embassy REIT level. Additionally, we may incur further debt and a significant amount of such future debt may be utilised in the operation and development of our business. Consequently, our cash flows and operating results could be adversely affected by required repayments or related interest and other risks of our debt financing. Our inability to service debt may impact distributions to Unitholders.

3. We do not provide any assurance or guarantee of any distributions to the Unitholders. We may not be able to make distributions to Unitholders and the level of distributions may decrease. Our historical distributions may not be indicative of future distributions.
4. The REIT Regulations impose restrictions on the investments made by us and require us to adhere to certain investment conditions, which may limit our ability to acquire and/or dispose of assets or explore new opportunities. The laws governing REITs in India are in their early stages and relatively untested.
5. The holding and financing structure of the Portfolio may not be tax efficient.
6. Our business and profitability are dependent on the performance of the commercial real estate market in India generally and any fluctuations in market conditions may have an adverse impact on our financial condition.
7. The current Portfolio is undergoing certain internal restructuring, including a scheme of arrangement filed for the merger of EOVP into VTPL. There can be no assurance that the approvals and consents for such restructuring will be received or that such restructuring will be completed in a timely manner or at all.
8. The Independent Auditor's Report on projections of revenue from operations, net operating income, earnings before interest, tax, depreciation and amortisation, cash flow from operating activities and net distributable cash flows (if any) and the underlying assumptions contain restrictions with respect to the purpose of the report and, use of the report by investors in the United States.

**Risks Related to our business and industry**

1. Our business is dependent on the Indian economy and financial stability in Indian markets, and any slowdown in the Indian economy or in Indian financial markets could have a material adverse effect on our business.
2. Our business, financial condition, cash flows and results of operations and the trading price of our units have been and may continue to be adversely impacted by the outbreak of and the resulting disruptions caused by the coronavirus disease 2019 (COVID-19) pandemic and any government action (lockdown etc.). It may adversely impact the ability of our SPVs to pay dividends or service debt payments (including to the REIT) and the ability of the REIT to service debt at its level and may adversely impact our NAV, NDCF and distributions to Unitholders. The spread of COVID-19 has led to disruption, uncertainty and volatility in the Indian and global markets, which may adversely affect our ability to access the equity and debt markets, cost of capital and liquidity.
3. We have a limited operating history and may not be able to operate our business successfully or generate sufficient cash flows to make or sustain distributions.
4. A significant portion of our revenues are derived from a limited number of large tenants, tenants in the technology sector and from a few integrated office parks. Any conditions that impact these tenants, the technology sector or parks may adversely affect our business, revenue from operations and financial condition.
5. Tenant leases across our Portfolio are subject to the risk of non-renewal, non-replacement or early termination. Further, vacant properties could be difficult to lease, which could adversely affect our revenues.
6. As GLSP does not qualify as an Asset SPV under the REIT Regulations, it is not required to comply with the mandatory distribution requirements under the REIT Regulations.
7. The valuation reports obtained for our Portfolio are based on various assumptions and may not be indicative of the true value of our assets.
8. We may be required to record significant changes to the earning in the future when we review our Portfolio for potential impairment.
9. Our contingent liability could adversely affect our financial condition, results of operations and cash flows.
10. We rely on third party operators to successfully operate and manage certain Portfolio Assets. Our results of operations may be adversely affected if we fail to effectively oversee the functioning of third-party operators.
11. Compliance with, and changes in, applicable laws (including without limitation environmental laws and regulations) could adversely affect the development of our properties and our financial condition.
12. If we are unable to maintain relationships with other stakeholders in our Portfolio, our financial conditions and results of operation may be adversely affected.
13. We may incur losses as a result of unforeseen or catastrophic events, including the emergence of pandemics, terrorist attacks, extreme



## STATUTORY DISCLOSURES (CONTD.)

- weather events, natural disasters or other widespread health emergencies that could create economic and financial disruptions, and could lead to operational difficulties (including travel limitations) that could impair/ impact our ability to manage our businesses.
17. We are exposed to a variety of risks associated with safety, security and crisis management.
  18. We may be unable to successfully grow our business in new markets in India, which may adversely affect our growth, business prospects, results of operations and financial condition.
  19. We may be adversely affected if the Asset SPVs and Investment Entity are unable to obtain, maintain or renew all regulatory approvals that are required for their respective business.
  20. Some of our Portfolio Assets are located on land leased from the MMRDA, MIDC, NOIDA and KIADB. The relevant Asset SPVs are required to comply with the terms and conditions provided in the respective lease agreements with such government bodies, failing which MMRDA, MIDC, NOIDA or KIADB, as the case may be, may, impose penalties, terminate the lease or take over the premises.
  21. We have entered into material related party transactions, the terms of which may be unfavorable to us or could involve conflicts of interest. The Manager may face conflicts of interests in choosing our service providers, and certain service providers may provide services to the Manager, Embassy Sponsor or the Blackstone Sponsor Group on more favourable terms than those payable by us.
  22. Our solar operations are dependent on the regulatory and policy environment affecting the renewable energy sector in India.
  23. Our Asset SPVs and the Investment Entity are subject to ongoing compliance requirements under various laws, and there have been certain past instances of non-compliance.
  24. Some of our Portfolio Assets are located on land notified as SEZs and the Asset SPVs are required to comply with the SEZ Act and the rules made thereunder.
  25. The title, leasehold rights and development rights or other interests over land where the Portfolio are located may be subject to legal uncertainties and defects, which may interfere with our ownership and/or leasehold rights of the Portfolio and result in us incurring costs to remedy and cure such defects.
  26. There can be no assurance that we will be able to successfully complete future acquisitions or efficiently manage the assets we have acquired or may acquire in the future. Further, any of our acquisitions in the future may be subject to acquisition related risks.
  27. There may be conflicts of interests between the Manager, Embassy Sponsor, the Blackstone Sponsor Group, the Blackstone Sponsor, the Trustee and/or their respective associates/ affiliates.
  28. We may not be able to successfully meet working capital or capital expenditure requirements of our Portfolio Assets due to the unavailability of funding on acceptable terms.
  29. We may invest in under construction real estate projects which may be adversely affected by delay in completion and cost overruns.
  30. The audit report of our Statutory Auditors on the Consolidated Financial Statements shall contain certain qualifications and matters of emphasis.
  31. Our Portfolio Assets and the Investment Entity may be subject to increases in direct expenses and other operating expenses. Renovation work, repair and maintenance or physical damage to the Portfolio Assets and / or the assets of the Investment Entity may disrupt our operations and collection of rental income or otherwise result in an adverse impact on our financial condition and results of operation.
  32. We may be subject to certain restrictive covenants under our financing agreements that could limit our flexibility in managing our business or to use cash or other assets. The terms of such financing may limit our ability to make distributions to the Unitholders.
  33. Disruptions in the financial markets and current economic conditions could adversely affect our ability to service existing indebtedness. We may require additional debt financing in order to continue to grow our business, which may not be available on acceptable terms, or at all.
  34. Except in relation to a portion of the Embassy TechVillage campus which has not been acquired by Embassy REIT, the Blackstone Sponsor has not entered into a deed of right of first offer in respect of any assets operated by the Blackstone Sponsor Group or other entities of the Blackstone Sponsor Group which could lead to potential conflicts of interest.
  35. The ROFO Deed entered into with Embassy Sponsor, in respect of certain identified existing assets and the potential future asset pipeline, is subject to various terms and conditions. Further, the Embassy Sponsor may undertake corporate restructuring exercises, including mergers and amalgamations with third-party entities, which may impact the potential future asset pipeline under the ROFO Deed.
  36. The brand "Embassy" is owned by Embassy Shelters Private Limited and licensed to us. Our license to use the "Embassy" trademark and logo may be terminated under certain circumstances and our ability to use the trademark and logo may be impaired. Further, for certain other Asset SPVs, we do not have registered trademarks in the name of the relevant SPVs.
  37. We operate in a highly competitive environment and increased competitive pressure could adversely affect our business and the ability of the Manager to execute our growth strategy.
  38. We may experience a decline in realised rent rates from time to time, which may adversely affect our business, results of operations, cash flows and distributions.
  39. We may not able to maintain adequate insurance to cover all losses we may incur in our business operations.
  40. There is outstanding litigation and regulatory actions involving Embassy Sponsor and its Associate that may adversely affect our business.
  41. Our business may be adversely affected by the illiquidity of real estate investments.
  42. Lease deeds/ leave and license agreements with some of our tenants are not adequately stamped or registered, and consequently, we may be unable to successfully litigate over the said agreements in the future and penalties may be imposed on us.
  43. Security and IT risks may disrupt our business, result in losses or limit our growth.
  44. Foreign Account Tax Compliance withholding may affect payments on the Units for investors.
  45. We expect to be classified as a passive foreign investment company for U.S. federal income tax purposes, which could result in materially adverse U.S. federal income tax consequences to U.S. investors in our Units.

**Risks related to our relationships with the Sponsors and the Manager**

1. We and parties associated with us are required to maintain the eligibility conditions specified under Regulation 4 of the REIT Regulations as well as the Certificate of Registration on an ongoing basis. We may not be able to ensure such ongoing compliance by Embassy Sponsor, the Blackstone Sponsor, the Manager, the Blackstone Sponsor Group and the Trustee, which could result in the cancellation of our registration.
2. Our Sponsors will be able to exercise significant influence over certain of our activities and the interests of the Sponsors may conflict with the interests of other Unitholders or the interests of the Sponsors may conflict with each other.
3. Conflicts of interest may arise out of common business objectives shared by the Manager, Embassy Sponsor, the Blackstone Sponsor, the Blackstone Sponsor Group and us.
4. Certain principals and employees may be involved in and have a greater financial interest in the performance of other real estate investments, projects and businesses of Embassy Group or Blackstone and such activities may create conflicts of interest in making investment decisions on our behalf.
5. We depend on the Manager and its personnel for our success. We may not find a suitable replacement for the Manager if the Investment Management Agreement is terminated or if key personnel cease to be employed by the Manager or otherwise become unavailable to us.
6. We depend on the Manager to manage our business and assets, and our results of operations, financial condition and ability to make distributions may be harmed if the Manager fails to perform satisfactorily, for which our recourse may be limited. In addition, the Manager may also provide property management services to entities outside the Embassy REIT Assets in the future subject to applicable law.

**Risks related to India**

1. Due to the REIT Regulations, it may be difficult for public Unitholders to remove the Trustee as Embassy Sponsor and the Blackstone Sponsor Group collectively hold a significant number of Units.
2. Our performance is linked to the stability of policies and the political situation in India.

## STATUTORY DISCLOSURES (CONTD.)

3. Any downgrading of India's sovereign debt rating by a domestic or international rating agency could materially and adversely affect our ability to obtain financing and, in turn, our business and financial performance.
4. Significant differences exist between Ind AS and other accounting principles, such as IFRS, Indian GAAP and U.S. GAAP which may be material to your assessment of our financial condition, results of operations and cash flows.
5. It may not be possible for Unitholders to enforce foreign judgments.
6. Tax laws are subject to changes and differing interpretations, which may materially and adversely affect our operations and growth prospects.
7. Investors may be subject to Indian taxes arising out of capital gains on the sale of Units.
8. Land is subject to compulsory acquisition by the government and compensation in lieu of such acquisition may be inadequate.
9. We may be subject to the Competition Act, which may require us to receive approvals from the Competition Commission of India (CCI) prior to undertaking certain transactions.
10. Our ability to raise funding is dependent on our ability to raise capital through a fresh issue of Units and or our ability to raise debt on acceptable terms. Further, debt securities issued by us may not qualify as eligible securities that can be held by certain types of investors, and certain lenders may be unable to extend loans to us due to regulatory and other restrictions, which may make it more difficult for us to raise funds and may increase the cost of borrowings.
4. Unitholders are unable to request for the redemption of their Units.
5. The Units may experience price and volume fluctuations and there may not be an active or liquid market for the Units.
6. There can be no assurance on the trading price of the Units and the price of the Units may decline.
7. Any future issuance of Units by us or sale of Units by Embassy Sponsor, Blackstone Sponsor Group or any of other significant Unitholders may materially and adversely affect the trading price of the Units. The Embassy Sponsor, Blackstone Sponsor and certain members of the Blackstone Sponsor Group have pledged a portion of their Units. We cannot assure you that we will not issue further Units or that the Unitholders, including the Embassy Sponsor, the Blackstone Sponsor Group, and other significant Unitholders, will not dispose of, pledge or otherwise encumber their Units.
8. Our rights and the rights of the Unitholders to recover claims against the Manager or the Trustee are limited.
9. NAV per Unit may be diluted if further issues are priced below the current NAV per Unit.
10. Compliance with the European Union Directive on Alternative Investment Fund Managers may increase administrative and regulatory burdens on the Manager and us.

**Risks related to the ownership of the units**

1. Trusts like Embassy REIT may be dissolved, and the proceeds from the dissolution thereof may be less than the amount invested by the Unitholders.
2. We are subject to ongoing reporting requirements as a listed entity. These reporting requirements and other obligations of real estate investment trusts post-listing are still evolving. Accordingly, the level of ongoing disclosures made to and the protections granted to Unitholders may be limited as compared to those made to or available to the shareholders of a company that has listed its equity shares upon a recognised stock exchange in India.
3. Fluctuations in the exchange rate of the Indian Rupee with respect to other currencies will affect the foreign currency equivalent of the value of the Units and any distributions.

**16. INFORMATION OF THE CONTACT PERSON OF EMBASSY REIT****Ms. Deepika Srivastava**

Company Secretary & Compliance Officer  
Royal Oaks, Embassy Golflinks Business Park,  
Off Intermediate Ring Road,  
Bengaluru - 560 071;  
T: +91 80 3322 2222;  
F: +91 80 3322 2223;  
E: compliance@embassyofficeparks.com.

**17. COMPLIANCE UNDER FEMA:**

Embassy REIT has complied with the conditions prescribed for downstream investment in accordance with the applicable provisions of the Foreign Exchange Management (Non-debt Instruments) Rules, 2019.

**18. SUMMARY OF HALF-YEARLY VALUATION REPORT CAPTURING KEY ASPECTS OF THE REPORT**

Please refer to pages [ ] of this report.

**19. AUDITOR'S REPORT**

Please refer to pages [ ] and [ ] of this report.

# Review report

**The Board of Directors****Embassy Office Parks Management Services Private Limited ("the Manager")****(Acting in its capacity as the Manager of Embassy Office Parks REIT)****1st Floor, Embassy Point****150, Infantry Road****Bengaluru-560001****INTRODUCTION**

1. We have reviewed the accompanying unaudited condensed standalone interim Ind AS financial statements of Embassy Office Parks REIT (the "REIT") which comprise the unaudited condensed standalone balance sheet as at September 30, 2021, the unaudited condensed statement of Profit and Loss, including other comprehensive income and unaudited condensed statement of Cash Flows for the quarter and half year ended September 30, 2021, the unaudited condensed statement of changes in Unitholders equity for the half year ended September 30, 2021 and the Statement of Net Assets at fair value as at September 30, 2021 and the Statement of Total Returns at fair value and the Statement of Net Distributable Cash Flows of the REIT for the half year ended September 30, 2021 and a summary of the significant accounting policies and select explanatory information (together hereinafter referred to as the "Condensed Standalone Interim Ind AS Financial Statements") being submitted by the REIT pursuant to the requirements of Regulation 23 of the Securities and Exchange Board of India (Real Estate Investment Trusts) Regulations, 2014, as amended including any guidelines and circulars issued thereunder ("REIT Regulations").
2. The Condensed Standalone Interim Ind AS Financial Statements are the responsibility of the Manager and has been approved by the Board of Directors of the Manager. The Condensed Standalone Interim Ind AS Financial Statements are prepared in accordance with the requirements of Indian Accounting Standard (Ind AS) 34 "Interim Financial Reporting", as prescribed in Rule 2(1)(a) of the Companies (Indian Accounting Standards) Rules, 2015 (as amended) and other accounting principles generally accepted in India, to the extent not inconsistent with the REIT Regulations. Our responsibility is to issue a conclusion on the Condensed Standalone Interim Ind AS Financial Statements based on our review.

**SCOPE OF REVIEW**

3. We conducted our review in accordance with the Standard on Review Engagements (SRE) 2410, "Review of Interim Financial Information Performed by the Independent Auditor of the Entity" issued by the Institute of Chartered Accountants of India. This standard requires that we plan and perform the review to obtain moderate assurance as to whether the Condensed Standalone Interim Ind AS Financial Statements are free of material misstatement. A review consists of making inquiries, primarily of Manager personnel responsible for financial and accounting matters, and applying analytical and other review procedures. A review is substantially less in scope than an audit conducted in accordance with Standards on Auditing and consequently does not enable us to obtain assurance that we would become aware of all significant matters that might be identified in an audit. Accordingly, we do not express an audit opinion.

**CONCLUSION**

4. Based on our review conducted as above, nothing has come to our attention that causes us to believe that the accompanying Condensed Standalone Interim Ind AS Financial Statements have not been prepared in all material respects in accordance with the requirements of Ind AS 34, as prescribed in Rule 2(1)(a) of the Companies (Indian Accounting Standards) Rules, 2015 (as amended) and other accounting principles generally accepted in India, to the extent not inconsistent with the REIT Regulations.

*for S R Batliboi & Associates LLP*

Chartered Accountants

ICAI Firm registration number: 101049W/E300004

*per Adarsh Ranka**Partner*

Membership No.: 209567

UDIN: 21209567AAAAGM2595

Place: Bengaluru, India

Date: 29 October 2021

## Condensed Standalone Balance Sheet

(all amounts in ₹ million unless otherwise stated)

	Note	As at 30 September 2021 (Unaudited)	As at 31 March 2021 (Audited)
<b>ASSETS</b>			
<b>Non-current assets</b>			
Financial assets			
- Investments	3	239,333.52	241,739.54
- Loans	4	102,932.05	98,998.92
Non-current tax assets (net)	5	3.88	-
Other non-current assets	6	2.53	-
<b>Total non-current assets</b>		<b>342,271.98</b>	<b>340,738.46</b>
<b>Current assets</b>			
Financial assets			
- Cash and cash equivalents	7	6,304.88	7,171.26
- Loans	8	1,675.00	1,475.00
- Other financial assets	9	35.00	-
Other current assets	10	27.06	6.66
<b>Total current assets</b>		<b>8,041.94</b>	<b>8,652.92</b>
<b>Total assets</b>		<b>350,313.92</b>	<b>349,391.38</b>
<b>EQUITY AND LIABILITIES</b>			
<b>EQUITY</b>			
Unit capital	11	288,262.11	288,262.11
Other equity	12	(26,943.90)	(22,682.89)
<b>Total equity</b>		<b>261,318.21</b>	<b>265,579.22</b>
<b>LIABILITIES</b>			
<b>Non-current liabilities</b>			
Financial liabilities			
- Borrowings	13	43,596.45	83,319.10
<b>Total non-current liabilities</b>		<b>43,596.45</b>	<b>83,319.10</b>
<b>Current liabilities</b>			
Financial liabilities			
- Borrowings	14	44,916.74	-
- Trade payables	15		
- total outstanding dues of micro and small enterprises		0.33	1.65
- total outstanding dues of creditors other than micro and small enterprises		0.03	0.95
- Other financial liabilities	16	474.21	460.16
Other current liabilities	17	4.25	26.60
Current tax liabilities (net)	18	3.70	3.70
<b>Total current liabilities</b>		<b>45,399.26</b>	<b>493.06</b>
<b>Total equity and liabilities</b>		<b>350,313.92</b>	<b>349,391.38</b>

**Significant accounting policies**

2

The accompanying notes referred to above are an integral part of Condensed Standalone Financial Statements.

As per our report of even date attached

for **S R Batliboi & Associates LLP**

Chartered Accountants

ICAI Firm's registration number: 101049W/E300004

for and on behalf of the Board of Directors of

**Embassy Office Parks Management Services Private Limited**

(as Manager to the Embassy Office Parks REIT)

per **Adarsh Ranka**

Partner

Membership number: 209567

Place: Bengaluru

Date: 29 October 2021

**Jitendra Virwani**

Director

DIN: 00027674

Place: Bengaluru

Date: 29 October 2021

**Tuhin Parikh**

Director

DIN: 00544890

Place: Mumbai

Date: 29 October 2021

## Condensed Standalone Statement of Profit and Loss

(all amounts in ₹ million unless otherwise stated)

	Note	For the quarter ended 30 September, 2021 (Unaudited)	For the quarter ended 30 June, 2021 (Unaudited)	For the quarter ended 30 September, 2020 (Unaudited)	For the half year ended 30 September, 2021 (Unaudited)	For the half year ended 31 March, 2021 (Audited*)	For the half year ended 30 September, 2020 (Unaudited)	For the half year ended 31 March, 2021 (Audited)
<b>Income and gains</b>								
Dividend		2,455.00	2,425.00	335.00	4,880.00	2,158.76	623.00	2,781.76
Interest	19	3,107.87	3,053.50	2,078.55	6,161.37	5,266.06	4,161.18	9,427.24
Other income	20	18.24	17.70	1.34	35.94	41.28	6.23	47.51
<b>Total Income</b>		<b>5,581.11</b>	<b>5,496.20</b>	<b>2,414.89</b>	<b>11,077.31</b>	<b>7,466.10</b>	<b>4,790.41</b>	<b>12,256.51</b>
<b>EXPENSES</b>								
Valuation expenses		1.82	3.25	2.22	5.07	4.02	4.43	8.45
Audit fees		1.26	1.50	2.48	2.76	3.43	4.96	8.39
Investment management fees	31	63.53	74.38	54.85	137.91	98.77	113.46	212.23
Trustee fees		0.74	0.74	0.83	1.48	1.32	1.63	2.95
Legal and professional fees		22.04	29.61	14.10	51.65	(59.42)	118.39	58.97
Other expenses	21	8.84	10.07	11.18	18.91	38.43	28.13	66.56
<b>Total Expenses</b>		<b>98.23</b>	<b>119.55</b>	<b>85.66</b>	<b>217.78</b>	<b>86.55</b>	<b>271.00</b>	<b>357.55</b>
<b>Earnings before finance costs, impairment loss and tax</b>		<b>5,482.88</b>	<b>5,376.65</b>	<b>2,329.23</b>	<b>10,859.53</b>	<b>7,379.55</b>	<b>4,519.41</b>	<b>11,898.96</b>
Finance costs	22	1,874.34	1,719.03	975.22	3,593.37	2,813.73	1,884.92	4,698.65
Impairment loss	3	857.48	-	485.10	857.48	2,203.01	485.10	2,688.11
<b>Profit before tax</b>		<b>2,751.06</b>	<b>3,657.62</b>	<b>868.91</b>	<b>6,408.68</b>	<b>2,362.81</b>	<b>2,149.39</b>	<b>4,512.20</b>
<b>Tax expense:</b>	23							
Current tax		7.79	7.58	12.39	15.37	11.56	26.22	37.78
		<b>7.79</b>	<b>7.58</b>	<b>12.39</b>	<b>15.37</b>	<b>11.56</b>	<b>26.22</b>	<b>37.78</b>
<b>Profit for the period/ year</b>		<b>2,743.27</b>	<b>3,650.04</b>	<b>856.52</b>	<b>6,393.31</b>	<b>2,351.25</b>	<b>2,123.17</b>	<b>4,474.42</b>
<b>Items of other comprehensive income</b>								
Items that will not be reclassified subsequently to profit or loss								
- Remeasurements of defined benefit liability, net of tax		-	-	-	-	-	-	-
<b>Total comprehensive income for the period/ year</b>		<b>2,743.27</b>	<b>3,650.04</b>	<b>856.52</b>	<b>6,393.31</b>	<b>2,351.25</b>	<b>2,123.17</b>	<b>4,474.42</b>
<b>Earning per unit</b>	24							
Basic		2.89	3.85	1.11	6.74	2.71	2.75	5.46
Diluted		2.89	3.85	1.11	6.74	2.71	2.75	5.46

**Significant accounting policies**

2

\* Refer note 37

The accompanying notes referred to above are an integral part of Condensed Standalone Financial Statements.

As per our report of even date attached

for **S R Batliboi & Associates LLP**

Chartered Accountants

ICAI Firm's registration number: 101049W/E300004

for and on behalf of the Board of Directors of

**Embassy Office Parks Management Services Private Limited**

(as Manager to the Embassy Office Parks REIT)

per **Adarsh Ranka**

Partner

Membership number: 209567

Place: Bengaluru

Date: 29 October 2021

**Jitendra Virwani**

Director

DIN: 00027674

Place: Bengaluru

Date: 29 October 2021

**Tuhin Parikh**

Director

DIN: 00544890

Place: Mumbai

Date: 29 October 2021

# Condensed Standalone Statement of Cash Flows

(all amounts in ₹ million unless otherwise stated)

	For the quarter ended 30 September, 2021	For the quarter ended 30 June, 2021	For the quarter ended 30 September, 2020	For the half year ended 30 September, 2021	For the half year ended 31 March, 2021	For the half year ended 30 September, 2020	For the year ended 31 March, 2021
	(Unaudited)	(Unaudited)	(Unaudited)	(Unaudited)	(Audited*)	(Unaudited)	(Audited)
<b>Cash flow from operating activities</b>							
<b>Profit before tax</b>	2,751.06	3,657.62	868.91	6,408.68	2,362.81	2,149.39	4,512.20
<b>Adjustments:</b>							
Interest income	(3,107.87)	(3,053.50)	(2,078.55)	(6,161.37)	(5,266.06)	(4,161.18)	(9,427.24)
Net changes in fair value of financial assets	-	-	1.72	-	(1.72)	1.72	-
Dividend	(2,455.00)	(2,425.00)	(335.00)	(4,880.00)	(2,158.76)	(623.00)	(2,781.76)
Profit on sale of investments	(18.24)	(17.70)	(3.06)	(35.94)	(39.56)	(7.95)	(47.51)
Impairment loss	857.48	-	485.10	857.48	2,203.01	485.10	2,688.11
Finance costs	1,874.34	1,719.03	975.22	3,593.37	2,813.73	1,884.92	4,698.65
<b>Operating cash flow before working capital changes</b>	<b>(98.23)</b>	<b>(119.55)</b>	<b>(85.66)</b>	<b>(217.78)</b>	<b>(86.55)</b>	<b>(271.00)</b>	<b>(357.55)</b>
Changes in:							
Other current and non-current assets	(6.81)	(16.12)	(7.97)	(22.93)	26.57	14.19	40.76
Other current and non-current liabilities and provisions	(1.92)	(20.43)	1.54	(22.35)	22.72	(0.49)	22.23
Other current financial liabilities	(14.83)	25.13	(2.55)	10.30	6.46	(9.76)	(3.30)
Other financial assets	37.71	(72.71)	3.35	(35.00)	0.57	2.58	3.15
Trade payables	(8.82)	6.58	3.06	(2.24)	(2.07)	(2.01)	(4.08)
<b>Cash used in operations</b>	<b>(92.90)</b>	<b>(197.10)</b>	<b>(88.23)</b>	<b>(290.00)</b>	<b>(32.30)</b>	<b>(266.49)</b>	<b>(298.79)</b>
Income taxes paid, net	(13.13)	(6.13)	(8.95)	(19.26)	(15.39)	(19.26)	(34.65)
<b>Net cash used in operating activities</b>	<b>(106.03)</b>	<b>(203.23)</b>	<b>(97.18)</b>	<b>(309.26)</b>	<b>(47.69)</b>	<b>(285.75)</b>	<b>(333.44)</b>
<b>Cash flow from investing activities</b>							
Loans given to subsidiaries	(2,910.20)	(5,213.81)	(7,456.81)	(8,124.01)	(35,422.50)	(8,167.81)	(43,590.31)
Loans repaid by subsidiaries	2,430.46	5,598.81	2,255.64	8,029.27	6,736.25	4,449.86	11,186.11
Investment in subsidiary	-	-	-	-	(34,068.14)	-	(34,068.14)
Redemption of debentures issued by joint venture	-	-	256.48	-	-	724.38	724.38
Interest received	1,849.67	1,821.86	1,513.27	3,671.53	3,869.04	3,251.05	7,120.09
Dividend received	2,455.00	2,425.00	335.00	4,880.00	2,158.76	623.00	2,781.76
Redemption of mutual funds (net)	18.24	17.70	1.34	35.94	41.28	3,215.30	3,256.58
<b>Net cash generated from/(used in) investing activities</b>	<b>3,843.17</b>	<b>4,649.56</b>	<b>(3,095.08)</b>	<b>8,492.73</b>	<b>(56,685.31)</b>	<b>4,095.78</b>	<b>(52,589.53)</b>
<b>Cash flow from financing activities</b>							
Proceeds from issue of units	-	-	-	-	36,852.02	-	36,852.02
Expenses incurred towards issue of units	(16.38)	-	-	(16.38)	(834.93)	-	(834.93)

(all amounts in ₹ million unless otherwise stated)

	For the quarter ended 30 September, 2021	For the quarter ended 30 June, 2021	For the quarter ended 30 September, 2020	For the half year ended 30 September, 2021	For the half year ended 31 March, 2021	For the half year ended 30 September, 2020	For the year ended 31 March, 2021
	(Unaudited)	(Unaudited)	(Unaudited)	(Unaudited)	(Audited*)	(Unaudited)	(Audited)
Proceeds from Issue of Non-convertible debentures (net of issue expenses)	2,992.80	-	7,414.79	2,992.80	33,044.58	7,414.79	40,459.37
Distribution to unitholders	(5,346.20)	(5,308.37)	(4,498.44)	(10,654.57)	(8,555.89)	(9,815.03)	(18,370.92)
Security deposits repaid	-	-	-	-	-	1.00	1.00
Interest paid	(695.99)	(675.71)	(31.30)	(1,371.70)	(826.46)	(31.30)	(857.76)
<b>Net cash generated from/(used in) financing activities</b>	<b>(3,065.77)</b>	<b>(5,984.08)</b>	<b>2,885.05</b>	<b>(9,049.85)</b>	<b>59,679.32</b>	<b>(2,430.54)</b>	<b>57,248.78</b>
<b>Net increase/ (decrease) in cash and cash equivalents</b>	<b>671.37</b>	<b>(1,537.75)</b>	<b>(307.21)</b>	<b>(866.38)</b>	<b>2,946.32</b>	<b>1,379.49</b>	<b>4,325.81</b>
Cash and cash equivalents at the beginning of the period/year	5,633.51	7,171.26	4,532.15	7,171.26	4,224.94	2,845.45	2,845.45
<b>Cash and cash equivalents at the end of the period/year</b>	<b>6,304.88</b>	<b>5,633.51</b>	<b>4,224.94</b>	<b>6,304.88</b>	<b>7,171.26</b>	<b>4,224.94</b>	<b>7,171.26</b>
<b>Cash and cash equivalents comprise:</b>							
Balances with banks							
- in current accounts	6,303.13	5,631.68	4,224.13	6,303.13	7,169.26	4,224.13	7,169.26
- in escrow accounts	1.75	1.83	0.81	1.75	2.00	0.81	2.00
<b>Cash and cash equivalents at the end of the period/year (refer note 7)</b>	<b>6,304.88</b>	<b>5,633.51</b>	<b>4,224.94</b>	<b>6,304.88</b>	<b>7,171.26</b>	<b>4,224.94</b>	<b>7,171.26</b>

Note: The Trust has issued 64,893,000 units through preferential allotment in exchange for acquisition of 40% stake in VTPL during the year ended 31 March 2021. The same has not been reflected in Standalone Statement of Cash Flows since it was a non-cash transaction.

## Significant accounting policies (refer note 2)

\* Refer note 37

The accompanying notes referred to above are an integral part of Condensed Standalone Financial Statements.

As per our report of even date attached

for **S R Batliboi & Associates LLP**

Chartered Accountants

ICAI Firm's registration number: 101049W/E300004

per **Adarsh Ranka**

Partner

Membership number: 209567

Place: Bengaluru

Date: 29 October 2021

for and on behalf of the Board of Directors of

**Embassy Office Parks Management Services Private Limited**

(as Manager to the Embassy Office Parks REIT)

**Jitendra Virwani**

Director

DIN: 00027674

Place: Bengaluru

Date: 29 October 2021

**Tuhin Parikh**

Director

DIN: 00544890

Place: Mumbai

Date: 29 October 2021

## Condensed Standalone Statement of changes in Unitholders' Equity

(all amounts in ₹ million unless otherwise stated)

### A. UNIT CAPITAL

Particulars	Amount
<b>Balance as at 1 April 2020</b>	<b>229,120.96</b>
Add: Units issued during the year (refer note 11)	59,999.35
Less: Issue expenses (refer note 11)	(858.20)
<b>Balance as at 31 March 2021</b>	<b>288,262.11</b>
<b>Balance as at 1 April 2021</b>	<b>288,262.11</b>
Changes during the period	-
<b>Balance as at 30 September 2021</b>	<b>288,262.11</b>

### B. OTHER EQUITY

Particulars	Retained Earnings
<b>Balance as at 1 April 2020</b>	<b>(8,784.65)</b>
Add: Total comprehensive income for the year ended 31 March 2021	4,474.42
Less: Distribution to Unitholders during the year ended 31 March 2021*^	(18,372.66)
<b>Balance as at 31 March 2021</b>	<b>(22,682.89)</b>
<b>Balance as at 1 April 2021</b>	<b>(22,682.89)</b>
Add: Total comprehensive income for the half year ended 30 September 2021	6,393.31
Less: Distribution to Unitholders during the half year ended 30 September 2021*^^	(10,654.32)
<b>Balance as at 30 September 2021</b>	<b>(26,943.90)</b>

\* The distributions made by Trust to its Unitholders are based on the Net Distributable Cash flows (NDCF) of Embassy Office Parks REIT under the REIT Regulations which includes repayment of loans by SPVs to REIT.

^ The distribution for year ended 31 March 2021 does not include the distribution relating to the quarter ended 31 March 2021, as the same was paid subsequent to the year ended 31 March 2021.

^^ The distribution for half year ended 30 September 2021 does not include the distribution relating to the quarter ended 30 September 2021, as the same will be paid subsequently.

As per our report of even date attached

for **S R Batliboi & Associates LLP**

Chartered Accountants

ICAI Firm's registration number: 101049W/E300004

for and on behalf of the Board of Directors of

**Embassy Office Parks Management Services Private Limited**

(as Manager to the Embassy Office Parks REIT)

per **Adarsh Ranka**

Partner

Membership number: 209567

Place: Bengaluru

Date: 29 October 2021

**Jitendra Virwani**

Director

DIN: 00027674

Place: Bengaluru

Date: 29 October 2021

**Tuhin Parikh**

Director

DIN: 00544890

Place: Mumbai

Date: 29 October 2021

## Condensed Standalone Financial Statements Disclosure pursuant to SEBI circular No. CIR/IMD/DF/146/2016

(all amounts in ₹ million unless otherwise stated)

### A) STATEMENT OF NET ASSETS AT FAIR VALUE

S. No	Particulars	Unit of measurement	As at 30 September 2021		As at 31 March 2021	
			Book value	Fair value	Book value	Fair value
A	Assets	₹ in millions	350,313.92	444,282.43	349,391.38	438,653.91
B	Liabilities	₹ in millions	88,995.71	88,995.71	83,812.16	83,812.16
C	Net Assets (A-B)	₹ in millions	<b>261,318.21</b>	<b>355,286.72</b>	<b>265,579.22</b>	<b>354,841.75</b>
D	No. of units	Numbers	947,893,743	947,893,743	947,893,743	947,893,743
E	NAV (C/D)	₹	<b>275.68</b>	<b>374.82</b>	<b>280.18</b>	<b>374.35</b>

### Notes

#### 1) Measurement of fair values

The fair value of investments in SPVs are computed basis the fair value of the underlying investment property, investment property under development, property, plant and equipment and capital work-in-progress as at 30 September 2021 and as at 31 March 2021 along with book values of other assets and liabilities accounted in the respective SPV financial statements as at 30 September 2021 and as at 31 March 2021. The fair value of the properties has been determined by independent external property valuers appointed under Regulation 21 of REIT regulations, having appropriately recognised professional qualifications and recent experience in the location and category of the properties being valued.

#### Valuation technique

The fair value measurement for all the investment property, investment property under development, property plant and equipment and capital work-in-progress has been categorized as a Level 3 fair value based on the inputs to the valuation technique used.

The valuers have followed a Discounted Cash Flow method. The valuation model considers the present value of net cash flows to be generated from the respective properties, taking into account the expected rental growth rate, vacancy period, occupancy rate, average room rent, lease incentive costs and blended tariff rates. The expected net cash flows are discounted using the risk adjusted discount rates. Among other factors, the discount rate estimation considers the quality of a building and its location (primary vs secondary), tenant credit quality and lease terms.

Given the COVID-19 related uncertainties, the independent valuers have, as a precautionary measure, referenced material valuation uncertainty in arriving at their valuation as at 30 September 2021 and as at 31 March 2021.

#### 2) Break up of Net asset value

Particulars	As at 30 September 2021	As at 31 March 2021
Fair value of investments in SPVs	437,909.08	431,475.99
Add: Other assets	6,373.35	7,177.92
Less: Liabilities	(88,995.71)	(83,812.16)
<b>Net Assets</b>	<b>355,286.72</b>	<b>354,841.75</b>

3) The Trust holds investment in SPVs which in turn hold the properties. Hence, the breakup of property wise fair values has been disclosed in the Condensed Consolidated Financial Statements.

## Condensed Standalone Financial Statements Disclosure pursuant to SEBI circular No. CIR/ IMD/DF/146/2016

(all amounts in ₹ million unless otherwise stated)

### B) STATEMENT OF TOTAL RETURNS AT FAIR VALUE

S. No	Particulars.	For the half year ended	For the half year ended	For the half year ended	For the year ended
		30 September 2021	31 March 2021	30 September 2020	31 March 2021
		(Unaudited)	(Audited*)	(Unaudited)	(Audited)
A	Total comprehensive income	6,393.31	2,351.25	2,123.17	4,474.42
B	Add: Income of SPVs and changes in fair value not recognised in total comprehensive income of Condensed Standalone Financial Statements	1,000.68	11,230.18	6,248.59	17,478.77
<b>C</b>	<b>Total Return (A+B)</b>	<b>7,393.99</b>	<b>13,581.43</b>	<b>8,371.76</b>	<b>21,953.19</b>

\* Refer note 37

As per our report of even date attached

for **S R Batliboi & Associates LLP**  
Chartered Accountants

ICAI Firm's registration number: 101049W/E300004

per **Adarsh Ranka**  
Partner  
Membership number: 209567

Place: Bengaluru  
Date: 29 October 2021

for and on behalf of the Board of Directors of  
**Embassy Office Parks Management Services Private Limited**  
(as Manager to the Embassy Office Parks REIT)

**Jitendra Virwani**  
Director  
DIN: 00027674

Place: Bengaluru  
Date: 29 October 2021

**Tuhin Parikh**  
Director  
DIN: 00544890

Place: Mumbai  
Date: 29 October 2021

## Condensed Standalone Financial Statements Disclosure pursuant to SEBI circular No. CIR/ IMD/DF/146/2016

(all amounts in ₹ million unless otherwise stated)

### NET DISTRIBUTABLE CASH FLOWS (NDCF) PURSUANT TO GUIDANCE UNDER PARAGRAPH 6 TO SEBI CIRCULAR NO. CIR/IMD/DF/146/2016

SI No	Particulars	For the quarter ended 30 September 2021	For the quarter ended 30 June 2021	For the half year ended 30 September 2021
1	Cash flows received from SPVs/Holdcos and Investment Entity in the form of:			
	• Interest	1,849.67	1,821.86	3,671.53
	• Dividends (net of applicable taxes)	2,455.00	2,425.00	4,880.00
	• Repayment of Shareholder Debt (to the extent not repaid through debt or equity)	1,910.46	1,935.00	3,845.46
	• Proceeds from buy-backs/ capital reduction (net of applicable taxes)	-	-	-
2	Add: Proceeds from sale of real estate investments, real estate assets or sale of shares of SPVs/ Holdcos/ Investment Entity adjusted for the following:			
	• Applicable capital gains and other taxes	-	-	-
	• Related debts settled or due to be settled from sale proceeds	-	-	-
	• Directly attributable transaction costs	-	-	-
	• Proceeds reinvested or planned to be reinvested as per Regulation 18(16)(d) or any other relevant provisions of the REIT Regulations	-	-	-
3	Add: Proceeds from sale of real estate investments, real estate assets or sale of shares of SPVs / Holdcos/ Investment Entity not distributed pursuant to an earlier plan to re-invest as per Regulation 18(16)(d) or any other relevant provisions of the REIT Regulations, if such proceeds are not intended to be invested subsequently	-	-	-
4	Add: Any other income at the Trust level not captured herein	18.24	17.70	35.94
5	Less: Any other expense at the Trust level, and not captured herein (excluding acquisition related costs)	(36.99)	(16.49)	(53.48)
6	Less: Any fees, including but not limited to:			
	• Trustee fees	(0.74)	(0.74)	(1.48)
	• REIT Management Fees (to the extent not paid in Units)	(63.53)	(74.38)	(137.91)
	• Valuer fees	(1.82)	(3.25)	(5.07)
	• Legal and professional fees	(22.55)	(30.37)	(52.92)
	• Trademark license fees	(0.36)	(0.35)	(0.71)
	• Secondment fees	(0.39)	(0.39)	(0.78)
7	Less: Debt servicing (including principal, interest, redemption premium etc.) of external debt at the Trust level, to the extent not paid through debt or equity (refer note 2 below)	(725.71)	(717.82)	(1,443.53)
8	Less: Income tax (net of refund) and other taxes (if applicable) at the Trust level	(13.13)	(6.13)	(19.26)
	<b>Net Distributable Cash Flows</b>	<b>5,368.15</b>	<b>5,349.64</b>	<b>10,717.79</b>

## Condensed Standalone Financial Statements Disclosure pursuant to SEBI circular No. CIR/ IMD/DF/146/2016

(all amounts in ₹ million unless otherwise stated)

**Notes:**

1 The Board of Directors of the Manager to the Trust, in their meeting held on 29 October 2021, have declared distribution to Unitholders of ₹5.66 per unit which aggregates to ₹5,365.08 million for the quarter ended 30 September 2021. The distributions of ₹5.66 per unit comprises ₹1.14 per unit in the form of interest payment, ₹2.54 per unit in the form of dividend and the balance ₹1.98 per unit in the form of amortization of SPV debt.

Along with distribution of ₹5,346.12 million/ ₹5.64 per unit for the quarter ended 30 June 2021, the cumulative distribution for the half year ended 30 September 2021 aggregates to ₹10,711.20 million/ ₹11.30 per unit.

2 Interest accrued but not due on borrowings as at the quarter end are not considered for the purpose of distributions.

3 NDCF for the quarter and for the half year ended 30 September 2021 and for the quarter ended 30 June 2021 is computed in accordance with the revised NDCF framework. The Manager has made certain clarificatory amendments to the NDCF framework under the Distribution Policy to ensure that there is no ambiguity in computing the NDCF at Embassy REIT and SPV/Holdco level. The amended framework is approved by a special majority in the Unitholder's Meeting held on 08 July 2021 and is effective from 1 April 2021.

As per our report of even date attached

for **S R Batliboi & Associates LLP**

Chartered Accountants

ICAI Firm's registration number: 101049W/E300004

per **Adarsh Ranka**

Partner

Membership number: 209567

Place: Bengaluru

Date: 29 October 2021

for and on behalf of the Board of Directors of

**Embassy Office Parks Management Services Private Limited**

(as Manager to the Embassy Office Parks REIT)

**Jitendra Virwani**

Director

DIN: 00027674

Place: Bengaluru

Date: 29 October 2021

**Tuhin Parikh**

Director

DIN: 00544890

Place: Mumbai

Date: 29 October 2021

## Condensed Standalone Financial Statements Disclosure pursuant to SEBI circular No. CIR/ IMD/DF/146/2016

(all amounts in ₹ million unless otherwise stated)

SI No	Particulars	For the quarter ended 30 September 2020	For the half year ended 31 March 2021	For the half year ended 30 September 2020	For the year ended 31 March 2021
1	Cash flows received from SPVs/Holdcos and Investment Entity in the form of:				
	• Interest	1,499.05	3,869.04	3,208.86	7,077.90
	• Dividends (net of applicable taxes)	335.00	2,158.76	623.00	2,781.76
	• Repayment of Shareholder Debt	2,512.12	4,566.25	5,174.24	9,740.49
	• Proceeds from buy-backs/ capital reduction (net of applicable taxes)	-	-	-	-
2	Add: Proceeds from sale of investments, assets or sale of shares of SPVs adjusted for the following:				
	• Applicable capital gains and other taxes	-	-	-	-
	• Related debts settled or due to be settled from sale proceeds	-	-	-	-
	• Directly attributable transaction costs	-	-	-	-
	• Proceeds reinvested or planned to be reinvested as per Regulation 18(16)(d) of the REIT Regulations	-	-	-	-
3	Add: Proceeds from sale of investments, assets or sale of shares of SPVs not distributed pursuant to an earlier plan to re-invest as per Regulation 18(16)(d) of the REIT Regulations, if such proceeds are not intended to be invested subsequently	-	-	-	-
4	Add: Any other income accruing to the Trust and not captured herein	15.56	39.56	50.14	89.70
5	Less: Any other expense accruing at the Trust level, and not captured herein	(15.22)	(57.51)	(36.05)	(93.56)
6	Less: Any fees, including but not limited to:				
	• Trustee fees	(0.83)	(1.32)	(1.63)	(2.95)
	• REIT Management Fees	(54.85)	(98.77)	(113.46)	(212.23)
	• Valuer fees	(2.22)	(4.02)	(4.43)	(8.45)
	• Legal and professional fees	(15.86)	57.40	(121.93)	(64.53)
	• Trademark license fees	(0.36)	(0.71)	(0.71)	(1.42)
	• Secondment fees	(0.36)	(0.71)	(0.71)	(1.42)
7	Less: Debt servicing				
	• Interest on external debt	(33.99)	(880.45)	(33.99)	(914.44)
	• Repayment of external debt	-	-	-	-
8	Less: Income tax (net of refund) and other taxes paid (as applicable)	(8.95)	(15.39)	(19.26)	(34.65)
	<b>Net Distributable Cash Flows</b>	<b>4,229.09</b>	<b>9,632.13</b>	<b>8,724.07</b>	<b>18,356.20</b>

# Condensed Standalone Financial Statements

## Disclosure pursuant to SEBI circular No. CIR/IMD/DF/146/2016

(all amounts in ₹ million unless otherwise stated)

**Notes:**

- 1 Repayment of short-term construction debt given to SPVs and interest accrued but not due on borrowings as at the period/year end are not considered for the purpose of distributions.
- 2 Repayment of external debt, to the extent it is by way of refinancing, is not considered for the purpose of computation of NDCF.
- 3 NDCF computed till 31 March 2021 is in accordance with the NDCF framework under the Distribution Policy as approved in the offer document by the Unitholders.

As per our report of even date attached

for **S R Batliboi & Associates LLP**

Chartered Accountants

ICAI Firm's registration number: 101049W/E300004

for and on behalf of the Board of Directors of

**Embassy Office Parks Management Services Private Limited**

(as Manager to the Embassy Office Parks REIT)

per **Adarsh Ranka**

Partner

Membership number: 209567

**Jitendra Virwani**

Director

DIN: 00027674

**Tuhin Parikh**

Director

DIN: 00544890

Place: Bengaluru

Date: 29 October 2021

Place: Bengaluru

Date: 29 October 2021

Place: Mumbai

Date: 29 October 2021

## Notes

to the Condensed Standalone Financial Statements

(all amounts in ₹ million unless otherwise stated)

**1 TRUST INFORMATION**

Embassy Property Developments Private Limited ('EPDPL') and BRE/Mauritius Investments ('BMI') collectively known as (the 'Sponsors' or the 'Co-Sponsors') have set up the Embassy Office Parks REIT (or the "Embassy REIT" or the "Trust") on 30 March 2017 at Bengaluru, Karnataka, India as an irrevocable trust under the provisions of the Indian Trusts Act, 1882 pursuant to a Trust Deed dated 30 March 2017 as amended on 11 September 2018. The Embassy REIT was registered with SEBI on 3 August 2017 as a real estate investment trust (REIT) under Regulation 6 of the Securities and Exchange Board of India (Real Estate Investment Trusts) Regulations, 2014 having registration number IN/REIT/17-18/0001. Pursuant to a letter dated 21 August 2018, SEBI took on record the addition of the Blackstone

Sponsor to the sponsors of the Embassy REIT. The Trustee to Embassy Office Parks REIT is Axis Trustee Services Limited (the 'Trustee') and the Manager for Embassy Office Parks REIT is Embassy Office Parks Management Services Private Limited (the 'Manager' or 'EOPMSPL').

The objectives of Embassy REIT are to undertake activities in accordance with the provisions of the SEBI REIT Regulations and the Trust Deed. The principal activity of Embassy REIT is to own and invest in rent or income generating real estate and related assets in India with the objective of producing stable and sustainable distributions to Unitholders.

The Units of the Trust were listed on the National Stock Exchange (NSE) and Bombay Stock Exchange (BSE) on 1 April 2019.

**Details of Special Purpose Vehicles (SPVs)/ Subsidiaries of Trust is provided below:**

Name of the SPV/ Subsidiary	Activities	Shareholding (in percentage)
Manyata Promoters Private Limited ('MPPL')	Development and leasing of office space and related interiors and maintenance of such assets (Embassy Manyata), located at Bengaluru along with being an intermediate (HoldCo.) (from 10 March 2021, refer note 35) for the Trust.	Embassy Office Parks REIT: 100%, (64.23% upto 10 March 2021), refer note 35), EOPPL: Nil, (35.77% upto 10 March 2021)
Umbel Properties Private Limited ('UPPL')	Development, rental and maintenance of serviced residences (Hilton hotel) located at Bengaluru.	Embassy Office Parks REIT: 100%
Embassy Energy Private Limited ('EEPL')	Generation and supply of solar power to the office spaces of SPVs/Subsidiaries of the Trust located in Bengaluru.	MPPL: 80% (from 10 March 2021 refer note 35) Embassy Office Parks REIT: 20%, EOPPL: Nil (80% upto 10 March 2021 refer note 35)
Galaxy Square Private Limited ('GSPL')	Development and leasing of office space and related interiors and maintenance of such assets (Embassy Galaxy), located in Noida.	Embassy Office Parks REIT: 100%
Quadron Business Park Private Limited ('QBPL')	Development and leasing of office space and related interiors and maintenance of such assets (Quadron Business Park), located in Pune and (Embassy one) located in Bengaluru. Development, rental and maintenance of serviced residences (Hotel Four Seasons at Embassy One), located in Bengaluru	Embassy Office Parks REIT: 100%
Earnest Towers Private Limited ('ETPL')	Development and leasing of office space and related interiors and maintenance of such assets (First International Financial Centre), located in Mumbai.	Embassy Office Parks REIT: 100%
Qubix Business Park Private Limited ('QBPL')	Development and leasing of office space and related interiors and maintenance of such assets (Embassy Qubix), located in Pune.	Embassy Office Parks REIT: 100%
Oxygen Business Park Private Limited ('OBPL')	Development and leasing of office space and related interiors and maintenance of such assets (Embassy Oxygen), located in Noida.	Embassy Office Parks REIT: 100%
Vikhroli Corporate Park Private Limited ('VCPPL')	Development and leasing of office space and related interiors and maintenance of such assets (Embassy 247), located in Mumbai.	Embassy Office Parks REIT: 100%
Indian Express Newspapers (Mumbai) Private Limited ('IENMPL')	Development and leasing of office space and related interiors and maintenance of such assets (Express Towers), located in Mumbai.	Embassy Office Parks REIT: 100%



## Notes

to the Condensed Standalone Financial Statements

(all amounts in ₹ million unless otherwise stated)

Name of the SPV/ Subsidiary	Activities	Shareholding (in percentage)
Embassy Pune TechZone Private Limited ('EPTPL')	Development and leasing of office space and related interiors and maintenance of such assets (Embassy TechZone) located at Pune	Embassy Office Parks REIT: 100 % from 10 March 2021, EOPPL: 100% (upto 10 March 2021, refer note 35)
Vikas Telecom Private Limited ('VTPL')*	Development and leasing of office space and related interiors and maintenance of such assets Embassy TechVillage (ETV), located in Bengaluru.	EOVPL: 60% Embassy Office Parks REIT: 40%
Embassy Office Ventures Private Limited ('EOVPL')*	Hold Co of VTPL and Common area maintenance services of ETV, located in Bangalore.	Embassy Office Parks REIT: 100%
Sarla Infrastructure Private Limited ('SIPL')*	Development and leasing of office space and related interiors and maintenance of such assets (ETV, Block 9), located in Bengaluru.	Embassy Office Parks REIT: 100%
Embassy Office Parks Private Limited ('EOPPL')	Development and leasing of office space and related interiors and maintenance of such assets (Embassy TechZone), located at Pune along with being an intermediate Embassy Office Parks holding company (HoldCo.) (upto 10 March 2021, refer note 35) for the Trust.	Embassy Office Parks REIT: Nil, (100% upto 10 March 2021, refer note 35)

\* together known as Embassy Tech Village assets (ETV assets/ETV SPVs).

The Trust also holds economic interest in a joint venture (Golflinks Software Park Private Limited (GLSP), entity incorporated in India) through a SPV as detailed below.

Name of the joint venture	Activities	Shareholding (in percentage)
Golflinks Software Park Private Limited ('GLSP')	Development and leasing of office space and related interiors (Embassy Golflinks Business Park), located at Bengaluru	Kelachandra Holdings LLP (50%), MPPL: 50% (from 10 March 2021, refer note 35), EOPPL: 50% (upto 10 March 2021, refer note 35)

## 2 SIGNIFICANT ACCOUNTING POLICIES

### 2.1 Basis of preparation of Condensed Standalone Financial statements

The Interim Condensed Standalone Financial Statements (hereinafter referred to as the 'Condensed Standalone Financial Statements') of the Trust comprises the Standalone Balance Sheet and the Statement of Net Assets at fair value as at 30 September 2021, the Standalone Statement of Profit and Loss, including other comprehensive income, the Standalone Statement of Cash Flows, the Statement of Net Distributable Cashflows for the quarter and half year ended 30 September 2021, the Standalone Statement of Changes in Unitholder's Equity, the Statement of Total Returns at fair value and the summary of significant accounting policies and select explanatory information for the half year ended 30 September 2021. The Condensed Standalone Financial Statements were approved for issue in accordance with resolution passed by the Board of Directors of the Manager on behalf of the Trust on 29 October 2021.

The Condensed Standalone Financial Statements have been prepared in accordance with the requirements of SEBI (Real Estate Investment Trusts) Regulations, 2014 as amended from time to time including any guidelines and circulars issued there under read with SEBI Circular No. CIR/IMD/DF/146/2016 dated 29 December 2016 (the "REIT regulations"); Indian Accounting Standard (Ind AS) 34 "Interim Financial Reporting", as prescribed in Rule 2(1)(a) of the Companies (Indian Accounting Standards) Rules, 2015 (as amended) and other accounting principles generally accepted in India, to the extent not inconsistent with the REIT regulations. Also refer Note 11(a) on classification of Unitholders fund.

Embassy Office Parks REIT has prepared Condensed Standalone Financial Statements which comply with Ind AS applicable for period ended 30 September 2021, together with the comparative period data as at and for the year ended 31 March 2021, as described in the summary of significant accounting policies.

## Notes

to the Condensed Standalone Financial Statements

(all amounts in ₹ million unless otherwise stated)

The Condensed Standalone Financial Statements are presented in Indian Rupees in Millions, except when otherwise indicated.

### Statement of compliance to Ind-AS

These Condensed Standalone Financial Statements for the period ended 30 September 2021 are the financial statements of the Embassy Office Parks REIT and have been prepared in accordance with Indian Accounting Standards (Ind AS) 34 "Interim Financial Reporting" as prescribed in Rule 2(1)(a) of the Companies (Indian Accounting Standards) Rules, 2015 (as amended), to the extent not inconsistent with REIT regulations.

### 2.2 Summary of significant accounting policies

#### a) Functional and presentation currency

The Condensed Standalone Financial Statements are presented in Indian Rupees, which is the Embassy Office Parks REIT's functional currency and the currency of the primary economic environment in which the Embassy Office Parks REIT operates. All financial information presented in Indian Rupees has been rounded off to nearest million except unit and per unit data.

#### b) Basis of measurement

The Condensed Standalone Financial Statements are prepared on the historical cost basis, except for the following: - Certain financial assets and liabilities (refer accounting policy regarding financial instrument): measured at fair values.

#### c) Use of judgments and estimates

The preparation of Condensed Standalone Financial Statements in conformity with generally accepted accounting principles in India (Ind AS) requires management to make estimates and assumptions that affect the reported amounts of assets, liabilities, income and expenses. Actual results could differ from those estimates.

Estimates and underlying assumptions are reviewed on a periodic basis. Revisions to accounting estimates are recognised in the period in which the estimates are revised and in any future periods affected.

Information about critical judgements in applying accounting policies that have the most significant effect on the amounts recognised in the Condensed Standalone Financial Statements is included in the following notes:

- Classification of lease arrangements as finance lease or operating lease - Note 2.2 (m)

- Classification of Unitholders' funds - Note 11(a)

Information about assumptions and estimation uncertainties that have a significant risk resulting in a material adjustment are included in the following notes -

- Valuation of financial instruments - Refer Note 2.2 (h)
- Recognition of deferred tax asset on carried forward losses and recognition of minimum alternate tax credit: availability of future taxable profit against which tax losses carried forward can be used- Note 2.2(q) (ii)

- Estimation of uncertainties relating to the global health pandemic from COVID-19.

The Trust has considered the possible effects that may result from the pandemic relating to COVID-19 on the carrying amounts of its investments in SPVs including loans and other receivables. In developing the assumptions relating to the possible future uncertainties in the global economic conditions because of this pandemic, the Trust, as at the date of approval of these Condensed Standalone Financial Statements has used internal and external sources of information including reports from International Property Consultants and related information, economic forecasts and consensus estimates from market sources on the expected future performance of the Trust. The Trust has performed sensitivity analysis on the assumptions used and based on current estimates expects the carrying amount of these assets as reflected in the balance sheet as at 30 September 2021 will be recovered. The impact of COVID-19 on the Trust's Condensed Standalone Financial Statements may differ from that estimated as at the date of approval of these Condensed Standalone Financial Statements.

- Impairment of investments and loans in subsidiaries

Impairment exists when the carrying value of an asset or cash generating unit exceeds its recoverable amount, which is the higher of its fair value less costs of disposal and its value in use. The recoverable amounts for the investments in subsidiaries are based on value in use of the underlying properties. The value in use calculation

## Notes

to the Condensed Standalone Financial Statements

(all amounts in ₹ million unless otherwise stated)

is based on discounted cash flow model. The key assumptions used to determine the recoverable amount are disclosed and further explained in Note 3.

### d) Current versus non-current classification

The Embassy Office Parks REIT presents assets and liabilities in the Condensed Standalone Balance Sheet based on current/ non-current classification:

An asset is treated as current when it is:

- Expected to be realised or intended to be sold or consumed in normal operating cycle;
- Held primarily for the purpose of trading;
- Expected to be realised within twelve months after the reporting period; or
- Cash or cash equivalent unless restricted from being exchanged or used to settle a liability for at least twelve months after the reporting period.

All other assets are classified as non-current.

A liability is current when:

- It is expected to be settled in normal operating cycle;
- It is held primarily for the purpose of trading;
- It is due to be settled within twelve months after the reporting period; or
- There is no unconditional right to defer the settlement of the liability for at least twelve months after the reporting period.

The Embassy Office Parks REIT classifies all other liabilities as non-current.

Deferred tax assets and liabilities are classified as non-current assets and liabilities.

The operating cycle is the time between the acquisition of assets for processing and their realisation in cash and cash equivalents. The Embassy Office Parks REIT has identified twelve months as its operating cycle.

The Trust has net current liabilities of ₹37,357.32 million as at 30 September 2021 mainly due to the maturity of Embassy REIT Series I, Non-Convertible debentures (NCD) 2019, in November 2021. Subsequent to the period ended 30 September 2021, the Trust has issued Series V Non-Convertible debentures (NCD) 2021 amounting to ₹31,000 million on 18 October 2021 and through its subsidiary, namely MPPL, has raised a term loan facility

of ₹15,000 million from a bank, to refinance the current maturities of Series I NCD 2019. Based on the Trust's liquidity position including undrawn borrowing facilities as well as a low leverage of 24% net debt to Gross Asset Value, Management is of the opinion that the Trust will be able to refinance its borrowings and meet its current obligations as and when they fall due.

### e) Measurement of fair values

A number of the Embassy Office Parks REIT accounting policies and disclosures require the measurement of fair values, for both financial and non-financial assets and liabilities. Fair value is the price that would be received to sell an asset or paid to transfer a liability in an orderly transaction between market participants at the measurement date. The fair value measurement is based on the presumption that the transaction to sell the asset or transfer the liability takes place either:

- In the principal market for the asset or liability; or
- In the absence of a principal market, in the most advantageous market for the asset or liability.

The principal or the most advantageous market must be accessible by the Embassy Office Parks REIT. The fair value of an asset or a liability is measured using the assumptions that market participants would use when pricing the asset or liability, assuming that market participants act in their economic best interest.

A fair value measurement of a non-financial asset takes into account a market participant's ability to generate economic benefits by using the asset in its highest and best use or by selling it to another market participant that would use the asset in its highest and best use.

The Embassy Office Parks REIT uses valuation techniques that are appropriate in the circumstances and for which sufficient data are available to measure fair value, maximising the use of relevant observable inputs and minimising the use of unobservable inputs.

The Embassy Office Parks REIT has an established control framework with respect to the measurement of fair values. The Embassy Office Parks REIT engages with external valuers for measurement of fair values in the absence of quoted prices in active markets.

While measuring the fair value of an asset or liability, the Embassy Office Parks REIT uses market observable data as far as possible. Fair

## Notes

to the Condensed Standalone Financial Statements

(all amounts in ₹ million unless otherwise stated)

values are categorised into different levels in a fair value hierarchy based on inputs used in the valuation techniques as follows-

- Level 1: Quoted prices (unadjusted) in active markets for identical assets or liabilities.
- Level 2: Inputs other than quoted prices included in Level 1 that are observable for the asset or liability, either directly (i.e. as prices) or indirectly (i.e. derived from prices).
- Level 3: inputs for the asset or liability that are not based on observable market data (unobservable inputs).

When measuring the fair value of an asset or a liability, the Embassy Office Parks REIT uses observable market data as far as possible. If the inputs used to measure the fair value of an asset or a liability fall into different levels of the fair value hierarchy, then the fair value measurement is categorised in its entirety in the same level of the fair value hierarchy as the lowest level input that is significant to the entire measurement. The REIT recognises transfers between levels of the fair value hierarchy at the end of the reporting period during which the change has occurred.

### f) Impairment of non-financial assets

The Embassy Office Parks REIT assesses, at each reporting date, whether there is an indication that a non-financial asset other than inventories and deferred tax assets may be impaired. If any indication exists, or when annual impairment testing for an asset is required, the Embassy Office Parks REIT estimates the asset's recoverable amount.

An impairment loss is recognised in the Standalone Statement of Profit and Loss if the carrying amount of an asset or its cash-generating unit (CGU) exceeds its recoverable unit. Impairment loss recognised in respect of a CGU is allocated first to reduce the carrying amount of any goodwill allocated to the CGU, and then to reduce the carrying amounts of the other assets of the CGU on a pro rata basis. A CGU is the smallest identifiable asset REIT that generates cash flows that are largely independent from other assets and REITs. Impairment losses are recognised in the Standalone Statement of Profit and Loss, unless it reverses previous revaluation credited to equity, in which case it is charged to equity.

An asset's recoverable amount is the higher of an asset's or CGU's fair value less costs of disposal and its value in use. In assessing value in use, the estimated future cash flows are discounted

to their present value using a pre-tax discount rate that reflects current market assessments of the time value of money and the risks specific to the asset. In determining fair value less costs of disposal, recent market transactions are taken into account. For the purpose of impairment testing, assets that cannot be tested individually are grouped together into the smallest group of assets that generates cash inflows from continuing use that are largely independent of the cash inflows of other assets or CGU.

Impairment losses recognised in prior periods are assessed at each reporting date for any indications that the loss has decreased or no longer exists. An impairment loss is reversed if there has been a change in the estimates used to determine the recoverable amount. An impairment loss in respect of goodwill is not subsequently reversed. In respect of other assets, such a reversal is made only to the extent that the asset's carrying amount does not exceed the carrying amount that would have been determined, net of depreciation, if no impairment loss had been recognised.

### g) Foreign currency transactions

Transactions in foreign currencies are translated into the respective functional currencies of Embassy Office Parks REIT's entities at the exchange rates at the dates of the transactions

Monetary assets and liabilities denominated in foreign currencies are translated into the functional currency at the exchange rate at the reporting date. Non-monetary assets and liabilities that are measured at fair value in a foreign currency are translated into the functional currency at the exchange rate when the fair value was determined. Non-monetary assets and liabilities that are measured based on historical cost in a foreign currency are translated at the exchange rate at the date of the transaction.

Exchange differences arising on foreign exchange transactions settled and from translations during the period/year are recognised in the Standalone Statement of Profit and Loss of the period/year except exchange differences arising from the translation of the items which are recognised in OCI.

### h) Financial instruments

i) **Recognition and initial measurement**  
Trade receivables and debt securities issued are initially recognised when they are originated. All other financial assets and financial liabilities are initially recognised when the Embassy Office

## Notes

to the Condensed Standalone Financial Statements

(all amounts in ₹ million unless otherwise stated)

Parks REIT becomes a party to the contractual provisions of the instrument.

A financial asset or financial liability is initially measured at fair value plus, for an item not at fair value through profit or loss (FVTPL), transaction costs that are directly attributable to its acquisition or issue.

### ii) Classification and subsequent measurement

#### Financial assets

On initial recognition, a financial asset is classified as measured at

- Amortised cost;
- Fair value through other comprehensive income (FVOCI)- debt instrument;
- Fair value through other comprehensive income (FVOCI)- equity instrument; or
- Fair value through profit or loss (FVTPL)

Financial assets are not reclassified subsequent to their initial recognition, except if and in the period the Embassy Office Parks REIT changes its business model for managing financial assets.

A financial asset is measured at amortised cost if it meets both of the following conditions and is not designated as FVTPL:

- the asset is held within a business model whose objective is to hold assets to collect contractual cash flows; and
- the contractual terms of the financial asset give rise on specified dates to cash flows that are solely payments of the principal and interest on the principal amount outstanding.

A debt investment is measured at FVOCI if it meets both of the following conditions and is not designated as FVTPL:

- the asset is held within a business model whose objective is achieved by both collecting contractual cash flows and selling financial assets; and
- the contractual terms of the financial asset give rise on specified dates to cash flows that are solely payments of the principal and interest on the principal amount outstanding.

On initial recognition of an equity instrument that is not held for trading, the Embassy Office Parks REIT may irrevocably elect to present subsequent changes in the investment's fair value in OCI (designated as FVOCI - equity investment). This election is made on an investment by investment basis.

All financial assets not classified as measured at amortised cost or FVOCI as described above are measured at FVTPL. This includes all derivative financial assets. On initial recognition, the Embassy Office Parks REIT may irrevocably designate a financial asset that otherwise meets the requirements to be measured at amortised cost or at FVOCI or at FVTPL if doing so eliminates or significantly reduces an accounting mismatch that would otherwise arise.

#### Financial assets: Business model assessment

The Embassy Office Parks REIT makes an assessment of the objective of the business model in which a financial asset is held at a portfolio level because this best reflects the way the business is managed and information is provided to the Management. The information considered includes:

- the stated policies and objectives for the portfolio and the operation of those policies in practice. These include whether Management's strategy focuses on earning contractual interest income, maintaining a particular interest rate profile, matching the duration of the financial assets to the duration of any related liabilities or expected cash outflows or realising cash flows through the sale of the assets;
- how the performance of the portfolio is evaluated and reported to the Embassy Office Parks REIT's Management;
- the risks that affect the performance of the business model (and the financial assets held within that business model) and how those risks are managed;
- how managers of the business are compensated - e.g. whether compensation is based on the fair value of the assets managed or the contractual cash flows collected; and
- the frequency, volume and timing of sales of financial assets in prior periods, the reasons for such sales and expectations about future sales activity.

Transfers of financial assets to third parties in transactions that do not qualify for derecognition are not considered sales for this purpose, consistent with the Embassy Office Parks REIT's continuing recognition of the assets.

Financial assets that are held for trading or are managed and whose performance is evaluated on a fair value basis are measured at FVTPL.

## Notes

to the Condensed Standalone Financial Statements

(all amounts in ₹ million unless otherwise stated)

#### Financial assets: Assessment whether contractual cash flows are solely payments of principal and interest

For the purpose of this assessment, 'principal' is defined as the fair value of the financial asset on initial recognition. 'Interest' is defined as consideration for the time value of money and for the credit risk associated with the principal amount outstanding during a particular period of time and for other basic lending risks and costs (e.g. liquidity risk and administrative costs), as well as a profit margin.

In assessing whether the contractual cash flows are solely payments of principal and interest, the Embassy Office Parks REIT considers the contractual terms of the instrument. This includes assessing whether the financial asset contains a contractual term that could change the timing or amount of contractual cash flows such that it would not meet this condition. In making this assessment, the Embassy Office Parks REIT considers:

- contingent events that would change the amount or timing of cash flows;
- terms that may adjust the contractual coupon rate, including variable interest rate features;
- prepayment and extension features; and
- terms that limit the Embassy Office Parks REIT's claim to cash flows from specified assets (e.g. non - recourse features)

A prepayment feature is consistent with the solely payment of principal and interest criterion if the prepayment amount substantially represents unpaid amounts of principal and interest on the principal amount outstanding, which may include reasonable additional compensation for early termination of the contract. Additionally, for a financial asset acquired at a significant discount or premium to its contractual par amount, a feature that permits or requires prepayment at an amount that substantially represents the contractual par amount plus accrued (but unpaid) contractual interest (which may also include reasonable additional compensation for early termination) is treated as consistent with this criterion if the fair value of the prepayment feature is insignificant at initial recognition.

#### Financial assets: Subsequent measurement and gains and losses

Financial assets at FVTPL	These assets are subsequently measured at fair value. Net gains and losses, including any interest or dividend income, are recognised in profit or loss.
---------------------------	--

Financial assets at amortised cost	These assets are subsequently measured at amortised cost using the effective interest method. The amortised cost is reduced by impairment losses. Interest income, foreign exchange gains and losses and impairment are recognised in profit or loss. Any gain or loss on derecognition is recognised in profit or loss.
Debt instruments at FVOCI	These assets are subsequently measured at fair value. Interest income under the effective interest method, foreign exchange gains and losses and impairment are recognised in profit or loss. Other net gains and losses are recognised in OCI. On derecognition, gains and losses accumulated in OCI are reclassified to profit or loss.
Equity instruments at FVOCI	These assets are subsequently measured at fair value. Dividends are recognised as income in profit or loss unless the dividend clearly represents a recovery of part of the cost of the investment. Other net gains and losses are recognised in OCI and are not reclassified to profit or loss.

#### Financial liabilities: Classification, subsequent measurement and gains and losses

Financial liabilities are classified as measured at amortised cost or FVTPL. A financial liability is classified as at FVTPL if it is classified as held for trading, or it is a derivative or it is designated as such on initial recognition. Financial liabilities at FVTPL are measured at fair value and net gains and losses, including any interest expense, are recognised in profit or loss. Other financial liabilities are subsequently measured at amortised cost using the effective interest method. Interest expense and foreign exchange gains and losses are recognised in profit and loss. Any gain or loss on derecognition is also recognised in profit and loss.

### iii) Derecognition

#### Financial assets

The Embassy Office Parks REIT derecognises a financial asset when the contractual rights to the cash flows from the financial asset expire, or it transfers the rights to receive the contractual cash flows in a transaction in which substantially all of the risks and rewards of ownership of the financial asset are transferred or in which the Embassy Office Parks REIT neither transfers nor retains substantially all of the risks and rewards of ownership and does not retain control of the financial asset.

If the Embassy Office Parks REIT enters into transactions whereby it transfers assets recognised in its Standalone Balance Sheet but retains either all or substantially all of the

## Notes

to the Condensed Standalone Financial Statements

(all amounts in ₹ million unless otherwise stated)

risks and rewards of the transferred assets, the transferred assets are not derecognised.

### Financial liabilities

The Embassy Office Parks REIT derecognises a financial liability when its contractual obligations are discharged or cancelled, or expired.

The Embassy Office Parks REIT also derecognises a financial liability when its terms are modified and the cash flows under the modified terms are substantially different. In this case, a new financial liability based on the modified terms is recognised at fair value. The difference between the carrying amount of the financial liability extinguished and the new financial liability with modified terms is recognised in profit and loss.

#### iv) Offsetting

Financial assets and financial liabilities are offset and the net amount presented in the Standalone Balance Sheet when, and only when, the Embassy Office Parks REIT currently has a legally enforceable right to set off the amounts and it intends either to settle them on a net basis or to realise the asset and settle the liability simultaneously.

#### i) Compound financial instruments

The liability component of a compound financial instrument is initially recognised at the fair value of a similar liability that does not have an equity conversion option. The equity component is initially recognised at the difference between the fair value of the compound financial instrument as a whole and the fair value of the liability component. Any directly attributable transaction costs are allocated to the liability and equity components in proportion to their initial carrying amounts.

Subsequent to initial recognition, the liability component of a compound financial instrument is measured at amortised cost using the effective interest method. The equity component of a compound financial instrument is not measured subsequently.

Interest related to the financial liability is recognised in profit or loss (unless it qualifies for inclusion in cost of asset). In case of conversion at maturity, the financial liability is reclassified to equity and no gain or loss is recognised.

#### j) Impairment of financial assets

##### Financial assets

The Embassy Office Parks REIT recognises loss allowances for expected credit losses on:

- financial assets measured at amortised cost; and

- financial assets measured at FVTOCI-debt investments

At each reporting date, the Embassy Office Parks REIT assesses whether financial assets carried at amortised cost and debt securities at FVTOCI are credit-impaired. A financial asset is 'credit-impaired' when one or more events that have a detrimental impact on the estimated future cash flows of the financial asset have occurred.

Evidence that a financial asset is credit-impaired includes the following observable data:

- significant financial difficulty of the borrower or issuer
- a breach of contract such as a default or being past due for 180 days or more
- the restructuring of a loan or advance by the Embassy Office Parks REIT on terms that the Embassy Office Parks REIT would not consider otherwise
- it is probable that the borrower will enter bankruptcy or other financial reorganisation or
- the disappearance of an active market for a security because of financial difficulties

The Embassy Office Parks REIT measures loss allowances at an amount equal to lifetime expected credit losses, except for the following, which are measured as 12 month expected credit losses:

- debt securities that are determined to have low credit risk at the reporting date; and
- other debt securities and bank balances for which credit risk (i.e. the risk of default occurring over the expected life of the financial instrument) has not increased significantly since initial recognition.

Loss allowances for trade receivables are always measured at an amount equal to lifetime expected credit losses.

Lifetime expected credit losses are the expected credit losses that result from all possible default events over the expected life of a financial instrument.

12-month expected credit losses are the portion of expected credit losses that result from default events that are possible within 12 months after the reporting date (or a shorter period if the expected life of the instrument is less than 12 months).

In all cases, the maximum period considered when estimating expected credit losses is

## Notes

to the Condensed Standalone Financial Statements

(all amounts in ₹ million unless otherwise stated)

the maximum contractual period over which the Embassy Office Parks REIT is exposed to credit risk.

When determining whether the credit risk of a financial asset has increased significantly since initial recognition and when estimating expected credit losses, the Embassy Office Parks REIT considers reasonable and supportable information that is relevant and available without undue cost or effort. This includes both quantitative and qualitative information and analysis, based on the Embassy Office Parks REIT's historical experience and informed credit assessment and including forward-looking information.

The Embassy Office Parks REIT assumes that the credit risk on a financial asset has increased significantly if it is more than 30 days past due.

The Embassy Office Parks REIT considers a financial asset to be default when:

- the borrower is unlikely to pay its credit obligations to the Embassy Office Parks REIT in full, without recourse by the Embassy Office Parks REIT to actions such as realising security (if any is held); or
- the financial asset is 180 days or more past due without any security

### Measurement of expected credit losses:

Expected credit losses are a probability-weighted estimate of credit losses. Credit losses are measured as the present value of all cash shortfalls (i.e. the difference between the cash flows due to the Embassy Office Parks REIT and the cash flows that the Embassy Office Parks REIT expects to receive).

### Presentation of allowance for expected credit losses in the balance sheet:

Loss allowances for financial assets measured at amortised cost are deducted from the gross carrying amount of the assets. For debt securities at FVTOCI, the loss allowance is charged to profit and loss account and is recognised in OCI.

### Write-off:

The gross carrying amount of a financial asset is written off (either partially or in full) to the extent that there is no realistic prospect of recovery. This is generally the case when the Embassy Office Parks REIT determines that the debtor does not have assets or sources of income that could generate sufficient cash

flows to repay the amounts subject to write-off. However, financial assets that are written off could still be subject to enforcement activities in order to comply with the Embassy Office Parks REIT's procedures for recovery of amounts due.

Majority of the financial assets of the Embassy Office Parks REIT pertains to loans to subsidiaries and other receivables. Considering the nature of business, the Embassy Office Parks REIT does not foresee any credit risk on its loans and other receivables which may cause an impairment. Also, Embassy Office Parks REIT does not have any past history of significant impairment of loans and other receivables.

#### k) Embedded derivatives

When the Embassy Office Parks REIT becomes a party to a hybrid contract with a host that is not an asset within the scope of Ind AS 109 Financial Instruments, it identifies whether there is an embedded derivative. Embedded derivatives are separated from the host contract and accounted for separately if the host contract is not a financial asset and certain criteria are met.

#### l) Financial guarantee contracts

Financial guarantee contracts are recognised as a financial liability at the time the guarantee is issued. The liability is initially measured at fair value and subsequently at the higher of the amount determined in accordance with Ind AS 37 Provisions, Contingent Liabilities and Contingent Assets and the amount initially recognised less cumulative amortisation, where appropriate.

The fair value of financial guarantees is determined as the present value of the difference in net cash flows between the contractual payments under the debt instrument and the payments that would be required without the guarantee, or the estimated amount that would be payable to a third party for assuming the obligations.

When guarantees in relation to loans or other payables of subsidiaries or associates are provided for no compensation, the fair values are accounted as contributions and recognised as part of the cost of investment.

#### m) Leases

##### Embassy Office Parks REIT as a lessee

A contract is, or contains, a lease if the contract conveys the right to control the use of an identified asset for a period of time in exchange for consideration.

## Notes

to the Condensed Standalone Financial Statements

(all amounts in ₹ million unless otherwise stated)

The Embassy Office Parks REIT recognises right-of-use asset representing its right to use the underlying asset for the lease term at the lease commencement date. The cost of the right-of-use asset measured at inception shall comprise of the amount of the initial measurement of the lease liability, adjusted for any lease payments made at or before the commencement date, less any lease incentives received, plus any initial direct costs incurred and an estimate of the costs to be incurred by the lessee in dismantling and removing the underlying asset or restoring the underlying asset or site on which it is located.

The right-of-use assets is subsequently measured at cost less accumulated depreciation, accumulated impairment losses, if any and adjusted for any remeasurement of the lease liability. The right-of-use assets are depreciated using the straight-line method from the commencement date over the shorter of lease term or useful life of right-of-use asset. Right-of-use assets are tested for impairment whenever there is any indication that their carrying amounts may not be recoverable. Impairment loss, if any, is recognised in the statement of profit and loss.

The lease liability is initially measured at the present value of the lease payments that are not paid at the commencement date, discounted using the interest rate implicit in the lease or, if that rate cannot be readily determined, the incremental borrowing rate applicable to the entity within the Embassy Office Parks REIT. Generally, the Embassy Office Parks REIT uses its incremental borrowing rate as the discount rate. For leases with reasonably similar characteristics, the Embassy Office Parks REIT, on a lease by lease basis, may adopt either the incremental borrowing rate specific to the lease or the incremental borrowing rate for the portfolio as a whole.

The Embassy Office Parks REIT recognises the amount of the re-measurement of lease liability as an adjustment to the right-of-use asset. Where the carrying amount of the right-of-use asset is reduced to zero and there is a further reduction in the measurement of the lease liability, the Embassy Office Parks REIT recognises any remaining amount of the re-measurement in statement of profit and loss.

The Embassy Office Parks REIT has elected not to recognise right-of-use assets and lease liabilities for short-term leases of all assets that

have a lease term of 12 months or less and leases of low-value assets. The Embassy Office Parks REIT recognizes the lease payments associated with these leases as an expense on a straight-line basis over the lease term.

### Embassy Office Parks REIT as a lessor

#### i. Determining whether an arrangement contains a lease

At inception of an arrangement, it is determined whether the arrangement is or contains a lease. At inception or on reassessment of the arrangement that contains a lease, the payments and other consideration required by such an arrangement are separated into those for other elements on the basis of their relative fair values. If it is concluded for a finance lease that it is impracticable to separate the payments reliably, then an asset and a liability are recognised at an amount equal to the fair value of the underlying asset. The liability is reduced as payments are made and an imputed finance cost on the liability is recognised using the incremental borrowing rate.

#### ii. Assets held under leases

Leases in which the Embassy Office Parks REIT does not transfer substantially all the risks and rewards of ownership of an asset are classified as operating leases. Leases are classified as finance leases when substantially all of the risks and rewards of ownership transfer from the Embassy Office Parks REIT to the lessee. Amounts due from lessees under finance leases are recorded as receivables at the Embassy Office Parks REIT's net investment in the leases.

#### iii. Initial direct costs

Initial direct costs such as brokerage expenses incurred specifically to earn revenues from an operating lease are capitalised to the carrying amount of leased asset and recognised over the lease term on the same basis as rental income.

#### n) Revenue recognition

Revenue is measured at the fair value of the consideration received or receivable. This inter alia involves discounting of the consideration due to the present value if payment extends beyond normal credit terms.

Revenue is recognised when recovery of the consideration is probable and the amount of revenue can be measured reliably.

## Notes

to the Condensed Standalone Financial Statements

(all amounts in ₹ million unless otherwise stated)

### Recognition of dividend income, interest income

Dividend income is recognised in profit or loss on the date on which the Embassy Office Parks REIT's right to receive payment is established.

Interest income is recognised using the effective interest method. The 'effective interest rate' is the rate that exactly discounts estimated future cash receipts through the expected life of the financial instrument to the gross carrying amount of the financial asset.

In calculating interest income, the effective interest rate is applied to the gross carrying amount of the asset (when the asset is not credit-impaired). However, for financial assets that have become credit-impaired subsequent to initial recognition, interest income is calculated by applying the effective interest rate to the amortised cost of the financial asset. If the asset is no longer credit-impaired, then the calculation of interest income reverts to the gross basis.

#### o) Investments in subsidiaries and joint ventures

The Trust accounts for its investments in subsidiaries and joint ventures at cost less accumulated impairment losses (if any) in its Condensed Standalone Financial Statements. Investments accounted for at cost are accounted for in accordance with Ind AS 105, Non-current Assets Held for Sale and Discontinued Operations, when they are classified as held for sale.

#### p) Borrowing costs

Borrowing costs are interest and other costs (including exchange differences relating to foreign currency borrowings to the extent that they are regarded as an adjustment to interest costs) incurred in connection with the borrowing of funds. Borrowing costs directly attributable to acquisition or construction of an asset which necessarily take a substantial period of time to get ready for their intended use are capitalised as part of the cost of that asset. Other borrowing costs are recognised as an expense in the period in which they are incurred.

Interest expense is recognised using the effective interest method. The 'effective interest rate' is the rate that exactly discounts estimated future cash payments through the expected life of the financial instrument to the amortised cost of the financial liability. In calculating interest expense, the effective interest rate is applied to the amortised cost of the liability.

#### q) Taxation

Income tax comprises current and deferred tax. Income tax expense is recognised in the Standalone Statement of Profit and Loss except to the extent it relates to items directly recognised in equity or in other comprehensive income.

#### (i) Current tax:

Current tax comprises the expected tax payable or receivable on the taxable income or loss for the period/year and any adjustment to the tax payable or receivable in respect of previous years. The amount of current tax reflects the best estimate of the tax amount expected to be paid or received after considering the uncertainty, if any, related to income taxes. It is measured using tax rates (and tax laws) enacted or substantively enacted by the reporting date.

Current tax assets and liabilities are offset only if there is a legally enforceable right to set off the recognised amounts, and it is intended to realise the asset and settle the liability on a net basis or simultaneously.

#### (ii) Deferred tax:

Deferred tax is recognised in respect of temporary differences between the carrying amounts of assets and liabilities for financial reporting purposes and the corresponding amounts used for taxation purposes. Deferred tax is also recognised in respect of carried forward tax losses and tax credits. Deferred tax is not recognised for:

- Temporary differences arising on the initial recognition of assets and liabilities in a transaction that is not a business combination and that affects neither accounting nor taxable profit or loss at the time of the transaction;
- Taxable temporary differences arising on initial recognition of goodwill.

Deferred income tax asset are recognised to the extent that it is probable that future taxable profits will be available against which they can be used. The existence of unused tax losses is strong evidence that future taxable profit may not be available. Therefore, in case of a history of recent losses, the Embassy Office Parks REIT recognises a deferred tax asset only to the extent that it has sufficient taxable temporary differences or there is convincing other evidence that sufficient taxable profit will be available against which such deferred tax asset can be realised.

Deferred tax assets - unrecognised or recognised, are reviewed at each reporting date and are recognised/reduced to the extent that

## Notes

to the Condensed Standalone Financial Statements

(all amounts in ₹ million unless otherwise stated)

it is probable/no longer probable respectively that the related tax benefit will be realised.

Deferred tax is measured at the tax rates that are expected to apply to the period when the asset is realised or the liability is settled, based on the tax rate (and tax laws) that have been enacted or substantively enacted at the reporting date.

The measurement of deferred tax reflects the tax consequences that would follow from the manner in which the Embassy Office Parks REIT expects, at the reporting date, to recover or settle the carrying amount of its assets and liabilities.

Deferred tax assets and liabilities are offset if there is a legally enforceable right to offset current tax assets and liabilities, and they relate to income taxes levied by the same tax authority on the same taxable entity, or on different tax entities, but they intend to settle current tax liabilities and assets on a net basis or their tax assets and liabilities will be realised simultaneously.

Tax impact of timing difference which arise during the tax holiday period are recognised only to the extent of those differences which are reversed after the tax holiday period.

### r) Provisions and contingencies

The Embassy Office Parks REIT recognises a provision when there is a present obligation (legal or constructive) as a result of a past obligating event that probably requires an outflow of resources and a reliable estimate can be made of the amount of the obligation. A disclosure for a contingent liability is made when there is a possible obligation or a present obligation that may, but probably will not, require an outflow of resources. Where there is a possible obligation or a present obligation that the likelihood of outflow of resources is remote, no provision or disclosure is made.

Provisions for onerous contracts, i.e. contracts where the expected unavoidable costs of meeting the obligations under the contract exceed the economic benefits expected to be received under it, are recognised when it is probable that an outflow of resources embodying economic benefits will be required to settle a present obligation as a result of an obligating event, based on a reliable estimate of such obligation.

If the effect of the time value of money is material, provisions are discounted.

### s) Operating segments

The objectives of Embassy REIT are to undertake activities in accordance with the provisions of the SEBI REIT Regulations and the Trust Deed. The principal activity of Embassy REIT is to own and invest in rent or income generating real estate and related assets in India.

The Board of Directors of the Manager allocate the resources and assess the performance of the Trust, thus are the Chief Operating Decision Maker (CODM). In accordance with the requirements of Ind AS 108 - "Segment Reporting", the CODM monitors the operating results of the business as a single segment, hence no separate segment needs to be disclosed. As the Embassy Office Parks REIT operates only in India, hence no separate geographical segment is disclosed.

### t) Errors and estimates

The Embassy Office Parks REIT revises its accounting policies if the change is required due to a change in Ind AS or if the change will provide more relevant and reliable information to the users of the financial statements. Changes in accounting policies are applied retrospectively.

A change in an accounting estimate that results in changes in the carrying amounts of recognised assets or liabilities or to profit or loss is applied prospectively in the period(s) of change. Discovery of errors results in revisions retrospectively by restating the comparative amounts of assets, liabilities and equity of the earliest prior period in which the error is discovered. The opening balances of the earliest period presented are also restated.

### u) Cash and cash equivalents

Cash and cash equivalents in the Standalone Balance Sheet comprises of cash at banks and on hand, deposits held at call with bank or financial institutions, other short-term, highly liquid investments with original maturities of three months or less that are readily convertible to known amounts of cash and which are subject to an insignificant risk of changes in value.

### v) Cash distributions to Unitholders

The Embassy Office Parks REIT recognizes a liability to make cash distributions to unitholders when the distribution is authorized, and a legal obligation has been created. As per the REIT Regulations, a distribution is authorized when it is approved by the Board of Directors of the Manager. A corresponding amount is recognized directly in equity.

## Notes

to the Condensed Standalone Financial Statements

(all amounts in ₹ million unless otherwise stated)

### w) Statement of Cash flows

Cash flows are reported using the indirect method, whereby net profit before tax is adjusted for the effects of transactions of a non-cash nature and any deferrals or accruals of past or future cash receipts or payments. The cash flows from operating, investing and financing activities of the Embassy Office Parks REIT are segregated.

For the purpose of the Statement of Cash Flow, cash and cash equivalents consist of cash and short-term deposits, as defined above, net of outstanding bank overdrafts as they are considered an integral part of the Embassy Office Parks REIT's cash management.

### x) Earnings per unit

The basic earnings per unit is computed by dividing the net profit/ (loss) attributable to the unitholders of the REIT by the weighted average number of units outstanding during the reporting period. The number of units used in computing diluted earnings/ (loss) per unit comprises the weighted average units considered for deriving basic earnings/ (loss) per unit and also the weighted average number of units which could have been issued on the conversion of all dilutive potential units.

Dilutive potential units are deemed converted as of the beginning of the reporting date, unless they have been issued at a later date. In computing diluted earnings per unit, only potential equity units that are dilutive and which either reduces earnings per share or increase loss per units are included.

### y) Earnings before finance costs, impairment loss and income tax

The Embassy Office Parks REIT has elected to present earnings before finance cost, impairment loss and income tax as a separate line item on the face of the Standalone Statement of Profit and Loss. The Embassy Office Parks REIT measures earnings before finance cost, impairment loss and income tax on the basis of profit/ (loss) from continuing operations. In its measurement, the Embassy Office Parks REIT does not include finance costs, impairment loss and tax expense.

### z) Distribution Policy

Under the provisions of the REIT Regulations, Embassy Office Parks REIT is required to distribute to the Unitholders not less than ninety percent of the net distributable cash flows ("NDCF") of Embassy Office Parks REIT and the

current policy of the Manager is to comply with such requirement. The NDCF is calculated in accordance with the REIT Regulations and in the manner provided in the NDCF framework defined by the Manager. The Manager has made certain clarificatory amendments to the NDCF framework under the Distribution Policy to ensure that there is no ambiguity in computing the NDCF at Embassy REIT and SPV/Holdco level. The amended framework is approved by a special majority in the Unitholder's Meeting held on 08 July 2021 and is effective from 1 April 2021.

In terms of the REIT Regulations and NDCF framework which prescribes for the minimum amount of NDCF to be distributed to Embassy Office Parks REIT:

- not less than 90% of the NDCF of the SPVs are required to be distributed to the Embassy Office Parks REIT, in proportion to its shareholding in the SPV, subject to applicable provisions of the Companies Act, 2013.
- 100% of the cash flows received by the Holding Company from the underlying SPVs are required to be distributed to the Embassy Office Parks REIT, and not less than 90% of the NDCF generated by the Holding Company on its own shall be distributed to the Embassy Office Parks REIT, subject to applicable provisions of the Companies Act, 2013.
- The aforesaid net distributable cash flows are made available to Embassy Office Parks REIT in the form of (i) interest paid on Shareholder Debt provided by Embassy Office Parks REIT to the SPVs/Holding Company, (ii) Principal repayment of Shareholder Debt, (iii) dividend declared by the SPVs/Holding Company and received by Embassy Office Parks REIT and (iv) Proceeds from sale of any Embassy REIT assets.

Since Embassy Office Parks REIT endeavours to quarterly distributions, any shortfall as regards minimum quarterly distribution by the SPVs and Holding Company to Embassy Office Parks REIT, post interest paid on Shareholder Debt, Interim Dividend payments and Principal repayment of Shareholder Debt, would be done by declaring dividend, to the extent permitted under the Companies Act, 2013. Further, repayment of short-term construction debt given to SPVs and interest on external debt paid and capitalised to development work in progress, to the extent funded by debt, are not considered for NDCF computation.

## Notes

to the Condensed Standalone Financial Statements

(all amounts in ₹ million unless otherwise stated)

### aa) Recent pronouncements

On 24 March, 2021, the Ministry of Corporate Affairs (“MCA”) through a notification, amended Schedule III of the Companies Act, 2013. The amendments revise Division I, II and III of Schedule III and are applicable from April 1, 2021. Key amendments relating to Division II which relate to companies whose financial statements are required to comply with Companies (Indian Accounting Standards) Rules 2015 inter alia as follows:

#### Balance Sheet:

- Lease liabilities should be separately disclosed under the head ‘financial liabilities’, duly distinguished as current or non-current.
- Certain additional disclosures in the statement of changes in equity such as changes in equity share capital due to prior period errors and restated balances at the beginning of the current reporting period.
- Specified format for disclosure of shareholding of promoters
- Specified format for ageing schedule of trade receivables and trade payables

- If a company has not used funds for the specific purpose for which it was borrowed from banks and financial institutions, then disclosure of details of where it has been used.
- Specific disclosure under ‘additional regulatory requirement’ such as compliance with approved schemes of arrangements, compliance with number of layers of companies, title deeds of immovable property not held in name of company, loans and advances to promoters, directors, key managerial personnel (KMP) and related parties, details of benami property held etc.

#### Statement of profit and loss:

- Additional disclosures relating to Corporate Social Responsibility (CSR), undisclosed income and crypto or virtual currency specified under the head ‘additional information’ in the notes forming part of Condensed Standalone Financial Statements
- These amendments are extensive and the Trust has given effect to few of these relevant to the preparation of the Condensed Standalone Financial Statements. Further, the Trust will evaluate the same to give effect to them as required by law in the Annual financial statements.

## Notes

to the Condensed Standalone Financial Statements

(all amounts in ₹ million unless otherwise stated)

### 3 NON-CURRENT INVESTMENTS

Particulars	As at 30 September 2021	As at 31 March 2021
<b>Trade, unquoted investments in subsidiaries (at cost) (refer note below and note 26)</b>		
- 405,940,204 (31 March 2021: 405,940,204) equity shares of Umbel Properties Private Limited of ₹10 each, fully paid up	2,841.67	2,841.67
Less: Provision for impairment (refer note (a) below)	(1,348.68)	(1,235.48)
- 2,129,635 (31 March 2021: 2,129,635) equity shares of Quadron Business Park Private Limited of ₹10 each, fully paid up	13,689.26	13,689.26
Less: Provision for impairment (refer note (a) below)	(2,718.94)	(1,974.66)
- 1,999 (31 March 2021: 1,999) equity shares of Embassy Energy Private Limited of ₹10 each, fully paid up	732.79	732.79
Less: Provision for impairment (refer note (a) below)	(65.43)	(65.43)
	<b>13,130.67</b>	<b>13,988.15</b>
- 8,703,248 (31 March 2021: 8,703,248) equity shares of Embassy Pune TechZone Private Limited of ₹10 each, fully paid up (refer note (b) below and note 35)	12,083.50	12,083.50
- 1,461,989 (31 March 2021: 1,461,989) equity shares of Manyata Promoters Private Limited of ₹100 each, fully paid up (refer note (b) below and note 35)	99,475.27	99,475.27
- 271,611 (31 March 2021: 271,611) equity shares of Qubix Business Park Private Limited of ₹10 each, fully paid up	5,595.08	5,595.08
- 1,884,747 (31 March 2021: 1,884,747) equity shares of Oxygen Business Park Private Limited of ₹10 each, fully paid up	12,308.89	12,308.89
- 154,633,789 (31 March 2021: 185,604,589) equity shares of Earnest Towers Private Limited of ₹10 each, fully paid up (refer note (c) below)	10,590.24	12,138.78
- 6,134,015 (31 March 2021: 6,134,015) equity shares of Vikhroli Corporate Park Private Limited of ₹10 each, fully paid up	10,710.94	10,710.94
- 254,583 (31 March 2021: 254,583) equity shares of Indian Express Newspapers (Mumbai) Private Limited of ₹100 each, fully paid up	13,210.96	13,210.96
- 107,958 (31 March 2021: 107,958) equity shares of Galaxy Square Private Limited of ₹100 each, fully paid up	4,662.50	4,662.50
- 2,637,348 (31 March 2021: 2,637,348) Class A equity shares of Vikas Telecom Private Limited of ₹10 each, fully paid up	23,147.33	23,147.33
- 4,847,584 (31 March 2021: 4,847,584) Ordinary equity shares of Embassy Office Ventures Private Limited of ₹10 each, fully paid up	10,972.41	10,972.41
- 8,682,000 (31 March 2021: 8,682,000) Class A equity shares of Embassy Office Ventures Private Limited of ₹10 each, fully paid up	16,575.71	16,575.71
- 3,300 (31 March 2021: 3,300) equity shares of Sarla Infrastructure Private Limited of ₹1,000 each, fully paid up	6,870.02	6,870.02
	<b>226,202.85</b>	<b>227,751.39</b>
	<b>239,333.52</b>	<b>241,739.54</b>
<b>Aggregate amount of impairment recognised</b>	<b>4,133.05</b>	<b>3,275.57</b>

- a) The recoverable amounts of the investments in subsidiaries have been computed based on value in use calculation of the underlying properties, computed semi-annually in March and September of each financial year. The value in use calculation is determined by iVAS Partners, independent external property valuers appointed under Regulation 21 of REIT regulations, having appropriately recognised professional qualifications and recent experience in the location and category of the properties being valued in conjunction with value assessment services undertaken by CBRE South Asia Private Limited based on discounted

cash flow method. As at 30 September 2021, an amount of ₹4,133.05 million (31 March 2021: ₹3,275.57 million) has been provided as impairment on investment in subsidiaries namely Umbel Properties Private Limited, Quadron Business Park Private Limited and Embassy Energy Private Limited based on independent valuation report as on 30 September 2021. This includes impairment loss of ₹857.48 million relating to half year ended 30 September 2021 for Umbel Properties Private Limited and Quadron Business Park Private Limited. The impairment charge arose in these entities mainly due to slower ramp up of hotel room

## Notes

to the Condensed Standalone Financial Statements

(all amounts in ₹ million unless otherwise stated)

occupancy, slower than anticipated lease up, coupled with the current economic conditions due to Covid-19 pandemic. In determining the value in use, the cash flows were discounted at the rate of 12.38% for investment in Hospitality operations (UPPL and QBPL) and 13.50% for investment in solar power plant (EEPL).

The financial projections basis which the future cash flows have been estimated consider the increase in economic uncertainties due to COVID-19, revisiting the key operating assumptions as well as growth rates factored while arriving at terminal value and subjecting these variables to sensitivity analysis.

(b) The Board of Directors of the Manager in their meeting held on 19 May 2020 approved the composite scheme of arrangement (the "Scheme") involving MPPL, EOPPL and EPTPL. The above scheme has been approved by National Company Law Tribunal (NCLT), Mumbai bench with an effective date of 10 March 2021. Upon completion of the scheme, MPPL has become a 100% HoldCo of the Trust, holding Embassy Manyata, Bengaluru, 80% of the share capital of EEPL, 50% of the share capital of GLSP, while EPTPL has become a 100%

directly-held SPV of the Trust, holding Embassy TechZone, an existing asset of the Trust. Due to the above the existing shares of EOPPL held by the Trust have been cancelled. Further, MPPL and EPTPL have issued 734,451 equity shares and 8,703,248 equity shares respectively to the Trust, in accordance with the Scheme.

Since Trust continues to hold the same economic interest through equity shareholding both before and after the composite scheme of arrangement, the carrying amount of Embassy Office Parks REIT's investment in Embassy Office Parks Private Limited is split into investment in EPTPL and MPPL based on relative fair values of such business/investments.

(c) Pursuant to the National Company Law Tribunal, Mumbai (NCLT), order dated 24 August 2021, Earnest Towers Private Limited (ETPL) has reduced its equity share capital by 30,970,800 fully paid equity shares and details of consideration receivable by REIT from ETPL on such capital reduction are provided below. The said consideration is converted into long term loan receivable by the Trust from ETPL, carrying interest rate of 12.5% per annum (refer note 26).

As per the petition, the capital reduction is to be implemented in the following manner:

Particulars	Amount
Number of equity shares to be cancelled	30,970,800
Consideration per equity share (in ₹)	50.00
<b>Total consideration payable to Trust on capital reduction (in ₹ million)</b>	<b>1,548.54</b>

Since the Trust continues to hold the same economic interest through equity shareholding in ETPL, both before and after capital reduction, the aforementioned consideration of ₹1,548.54 million has been accounted for as a reduction of carrying amount of the Trust's investment in ETPL.

(d) Details of % shareholding in the SPVs/subsidiaries, held by Trust is as under:

Name of Subsidiary	As at 30 September 2021	As at 31 March 2021
Embassy Pune TechZone Private Limited (refer note i below)	100.00%	100.00%
Manyata Promoters Private Limited	100.00%	100.00%
Umbel Properties Private Limited	100.00%	100.00%
Embassy Energy Private Limited (refer note ii below)	19.99%	19.99%
Earnest Towers Private Limited	100.00%	100.00%
Indian Express Newspapers (Mumbai) Private Limited	100.00%	100.00%
Vikhroli Corporate Park Private Limited	100.00%	100.00%
Qubix Business Park Private Limited	100.00%	100.00%
Quadron Business Park Private Limited	100.00%	100.00%
Oxygen Business Park Private Limited	100.00%	100.00%
Galaxy Square Private Limited	100.00%	100.00%
Vikas Telecom Private Limited (refer note iii below)	40.00%	40.00%
Embassy Office Ventures Private Limited	100.00%	100.00%
Sarla Infrastructure Private Limited	100.00%	100.00%

## Notes

to the Condensed Standalone Financial Statements

(all amounts in ₹ million unless otherwise stated)

- (i) Embassy Pune Techzone Private Limited was a wholly owned subsidiary of Embassy Office Parks Private Limited upto 10 March 2021 (refer note 35).
- (ii) Remaining 80.01% of ownership interest in Embassy Energy Private Limited is owned by Manyata Promoters Private Limited from 10 March 2021 (Embassy Office Parks Private Limited till 10 March 2021). Therefore, the Trust directly or indirectly owns 100% interest in Embassy Energy Private Limited (refer note 35).
- (iii) Remaining 60% of ownership interest in Vikas Telecom Private Limited is owned by Embassy Office Ventures Private Limited. Therefore, the Trust directly or indirectly owns 100% interest in Vikas Telecom Private Limited.

### 4 NON-CURRENT LOANS

Particulars	As at 30 September 2021	As at 31 March 2021
<b>Unsecured, considered good</b>		
Loan to subsidiaries (refer note 26)	102,932.05	98,998.92
	<b>102,932.05</b>	<b>98,998.92</b>

#### Terms attached to loan to subsidiaries

**Security:** Unsecured

**Interest:** 12.50% per annum. The Lender may reset the rate of interest applicable to all or any tranche of the loan amount on: (i) any drawdown date; and (ii) any interest payment date prior to the repayment date, by giving a notice of not less than 5 (five) days to the borrower, provided that pursuant to any such reset, the interest rate shall continue to be not less than 12.50% per annum and not more than 14.00% per annum for any disbursements of the loan amount out of the proceeds of Listing.

#### Repayment:

- (a) Bullet repayment on the date falling at the end of 15 (fifteen) years from the first drawdown date.
- (b) Early repayment option (wholly or partially) is available to the borrower (SPVs).

### 5 NON-CURRENT TAX ASSETS (NET)

Particulars	As at 30 September 2021	As at 31 March 2021
Advance tax, net of provision for tax	3.88	-
	<b>3.88</b>	<b>-</b>

### 6 OTHER NON-CURRENT ASSETS

Particulars	As at 30 September 2021	As at 31 March 2021
Prepayments	2.53	-
	<b>2.53</b>	<b>-</b>

### 7 CASH AND CASH EQUIVALENTS

Particulars	As at 30 September 2021	As at 31 March 2021
Balances with banks		
- in current accounts*	6,303.13	7,169.26
- in escrow accounts		
Balances with banks for unclaimed distributions	1.75	2.00
	<b>6,304.88</b>	<b>7,171.26</b>

\* Balance in current accounts includes cheques on hand received from SPVs in respect of interest/principal repayments of loans as at 30 September 2021 amounting to ₹535.12 million (31 March 2021: ₹763.77 million).



## Notes

to the Condensed Standalone Financial Statements

(all amounts in ₹ million unless otherwise stated)

### 8 CURRENT LOANS

Particulars	As at 30 September 2021	As at 31 March 2021
<b>Unsecured, considered good</b>		
Loan to subsidiaries (refer note 26)	1,675.00	1,475.00
	<b>1,675.00</b>	<b>1,475.00</b>

#### Terms attached to Loan to subsidiaries

**Security:** Unsecured

**Interest:** 12.50% per annum. The Lender may reset the rate of interest applicable to all or any tranche of the loan amount on: (i) any drawdown date; and (ii) any interest payment date prior to the repayment date, by giving a notice of not less than 5 (five) days to the borrower.

**Repayment:** Bullet repayment and to be payable within 364 days from the date of disbursement. Early repayment option (wholly or partially) is available to the borrower (SPVs).

### 9 OTHER FINANCIAL ASSETS

Particulars	As at 30 September 2021	As at 31 March 2021
Other receivables		
- from related party (refer note 26)	29.78	-
- from others	5.22	-
	<b>35.00</b>	<b>-</b>

### 10 OTHER CURRENT ASSETS

Particulars	As at 30 September 2021	As at 31 March 2021
<b>Unsecured, considered good</b>		
Advance for supply of goods and rendering of services	-	0.72
Balances with government authorities	9.75	0.33
Prepayments	17.31	5.61
	<b>27.06</b>	<b>6.66</b>

### 11 UNIT CAPITAL

Particulars	No in Million	Amount
<b>As at 1 April 2020</b>	<b>771.67</b>	<b>229,120.96</b>
Add: Units issued during the year (refer note c)	176.23	59,999.35
Less: Issue expenses*	-	(858.20)
<b>As at 31 March 2021</b>	<b>947.90</b>	<b>288,262.11</b>
<b>As at 1 April 2021</b>	<b>947.90</b>	<b>288,262.11</b>
Changes during the period	-	-
<b>Balance as at 30 September 2021</b>	<b>947.90</b>	<b>288,262.11</b>

#### Note:

\* During the year ended 31 March 2021 issue expenses pertaining to further issue of units (Institutional placement and Preferential allotment) was reduced from the Unitholders capital in accordance with Ind AS 32 Financial Instruments: Presentation. The issue expenses included payments to auditor of ₹51.55 million (excluding applicable taxes).

## Notes

to the Condensed Standalone Financial Statements

(all amounts in ₹ million unless otherwise stated)

### (a) Terms/rights attached to Units

The Trust has only one class of Units. Each Unit represents an undivided beneficial interest in the Trust. Each holder of Units is entitled to one vote per unit. The Unitholders have the right to receive at least 90% of the Net Distributable Cash Flows of the Trust at least once in every six months in each financial year in accordance with the REIT Regulations. The Board of Directors of the Manager approves distributions to Unitholders. The distribution will be in proportion to the number of Units held by the Unitholders. The Trust declares and pays distributions in Indian Rupees.

Under the provisions of the REIT Regulations, Embassy Office Parks REIT is required to distribute to Unitholders not less than ninety percent of the net distributable cash flows of Embassy Office Parks REIT for each financial year. Accordingly, a portion of the Unitholders' funds contains a contractual obligation of the Trust to pay to its Unitholders cash distributions. The Unitholders funds could have been classified as compound financial instrument which contain both equity and liability components in accordance with Ind AS 32 - Financial Instruments: Presentation. However, in accordance with SEBI Circulars (No. CIR/IMD/DF/146/2016 dated 29 December 2016 and No. CIR/IMD/DF/141/2016 dated 26 December 2016) issued under the REIT Regulations, the Unitholders funds have been classified as equity in order to comply with the mandatory requirements of Section H of Annexure A to the SEBI Circular dated 26 December 2016 dealing with the minimum disclosures for key financial statements. Consistent with Unitholders' funds being classified as equity, the distributions to Unitholders is presented in Statement of Changes in Unitholders' Equity and not as finance costs. In line with the above, the dividend payable to unitholders is recognised as liability when the same is approved by the Manager.

### (b) Unitholders holding more than 5 percent Units in the Trust

Name of the Unitholder	As at 30 September 2021		As at 31 March 2021	
	No of Units	% holding	No of Units	% holding
Embassy Property Developments Private Limited	115,484,802	12.18%	115,484,802	12.18%
SG Indian Holding (NQ) Co I Pte Limited	74,262,742	7.83%	88,333,166	9.32%
BRE Mauritius Investments	77,431,543	8.17%	83,730,208	8.83%

(c) The Trust has not allotted any fully paid-up units by way of bonus units nor has it bought back any class of units from the date of incorporation till the balance sheet date. Further, the Trust has issued an aggregate of 613,332,143 Units at ₹300 each for consideration other than cash from the date of incorporation till 30 September 2021.

Further, during the year ended 31 March 2021, the Trust has issued 111,335,400 Units at a price of ₹331.00 per Unit through an Institutional Placement. The Trust also made Preferential allotment of 64,893,000 Units at ₹356.70 per Unit to acquire 40% equity interest of VTPL held by third party shareholders.

### 12 OTHER EQUITY

Particulars	As at 30 September 2021	As at 31 March 2021
Retained earnings*	(26,943.90)	(22,682.89)
	<b>(26,943.90)</b>	<b>(22,682.89)</b>

\*Refer Standalone Statement of changes in Unitholders' Equity for detailed movement in other equity balances.

#### Retained earnings

The cumulative gain or loss arising from the operations which is retained and accumulated under the heading of retained earnings. At the end of the period/year, the profit after tax is transferred from the statement of profit and loss to the retained earnings account.

## Notes

to the Condensed Standalone Financial Statements

(all amounts in ₹ million unless otherwise stated)

### 13 BORROWINGS

Particulars	As at 30 September 2021	As at 31 March 2021
<b>Secured</b>		
Non-convertible debentures		
36,500 (31 March 2021: 36,500) Embassy REIT Series I, Non-Convertible debentures (NCD) 2019, face value of ₹1,000,000 each (net of issue expenses, at amortised cost) (refer note A below and note 14)		
- Embassy REIT Series I NCD 2019 - Tranche I	-	35,503.64
- Embassy REIT Series I NCD 2019 - Tranche II	-	7,276.40
15,000 (31 March 2021: 15,000) Embassy REIT Series II, Non-Convertible debentures (NCD) 2020, face value of ₹1,000,000 each (net of issue expenses, at amortised cost) (refer note B below)		
- Embassy REIT Series II NCD 2020 - Tranche A	7,405.54	7,382.15
- Embassy REIT Series II NCD 2020 - Tranche B	7,449.92	7,437.51
26,000 (31 March 2021: 26,000) Embassy REIT Series III, Non-Convertible debentures (NCD) 2021, face value of ₹1,000,000 each (net of issue expenses, at amortised cost) (refer note C below)	25,768.06	25,719.40
3,000 (31 March 2021: Nil) Embassy REIT Series IV, Non-Convertible debentures (NCD) 2021, face value of ₹1,000,000 each (net of issue expenses, at amortised cost) (refer note D below)	2,972.93	-
	<b>43,596.45</b>	<b>83,319.10</b>

**Notes (Also in line with regulation 54 of SEBI Listing and Disclosure Regulations (LODR), 2015 as amended):**

**A. 36,500 (31 March 2021: 36,500) Embassy REIT Series I NCD 2019, face value of ₹1,000,000 each**

In May 2019, the Trust issued 30,000 listed, AAA/Stable, secured, redeemable and non-convertible Embassy REIT Series I NCD 2019 (Tranche I), debentures having face value of ₹1 million each amounting to ₹30,000.00 million with an Internal Rate of Return (IRR) of 9.4% and will mature on 2 June 2022. In November 2019, the Trust further issued 6,500 such debentures (Tranche II) with an Internal Rate of Return (IRR) of 9.05% and with same terms and conditions as Tranche I.

The Tranche I and Tranche II NCD described above were listed on the Bombay Stock Exchange on 15 May 2019 and 28 November 2019 respectively.

**Security terms:**

The debentures are secured against each of the following in favor of the Security Trustee (holding for the benefit of the Debenture Trustee and ranking pari passu inter se the Debenture Holders):

1. A sole and exclusive first ranking charge created by MPPL on (a) land measuring 112.475 acres at Bengaluru together with blocks and various commercial buildings; (b) 1.022 acres (Phase I) and 1.631 (Phase IV) acres of undivided right, title and interest in the commercial complex known as "Mfar Manyata Tech Park". The above charge excludes L1 - Office block, consisting of 477,949 sq.ft of super built up area along with the undivided share of the lands and

future development / construction on Blocks designated as F1 and L4 that MPPL may undertake in the Project "Embassy Manyata, Bengaluru" along with the remaining undivided share of such land.

2. A sole and exclusive first ranking pledge created by the REIT over their total shareholding in the SPVs namely QBPPL, ETPL, VCPPL, GSPL and MPPL together known as "secured SPVs".
3. A sole and exclusive first ranking charge by way of hypothecation created by the REIT over identified bank accounts and receivables.
4. A sole and exclusive first ranking charge by way of hypothecation created by each secured SPV over identified bank accounts and receivables of each secured SPV.
5. A negative pledge on all assets of each secured SPV except MPPL.

**Redemption terms:**

1. These debentures are redeemable by way of bullet payment on 2 June 2022.
2. Tranche I debentures have a redemption premium of 9.4% IRR compounded annually and Tranche II debentures have a redemption premium of 9.05% IRR compounded annually.
3. In case of downgrading of credit rating, the IRR shall increase by 0.25% - 1.25% over and above the applicable IRR calculated from the date of change of rating. In case of any subsequent

## Notes

to the Condensed Standalone Financial Statements

(all amounts in ₹ million unless otherwise stated)

upgrading of credit rating, the IRR shall restore/decrease by 0.25% - 1.00% over and above the applicable IRR calculated from the date of change of rating.

4. The issuer shall have the option of redeeming all or part of the debentures on a pro-rata basis at any time on a specified call option date (between May 2021 to May 2022) by delivering a Call Option Notice to the debenture holders prior to the relevant call option date, subject to certain agreed minimum aggregate nominal value of debentures being redeemed. The Trust has issued a call option notice dated 01 October 2021 and accordingly these debentures are due for redemption on 2 November 2021 as per the terms of debenture trust deed.

Since these debentures are due for maturity on 02 November 2021, they have been disclosed as current maturities of long term borrowings under short-term borrowings (refer note 14).

**B. 15,000 (31 March 2021: 15,000) Embassy REIT Series II NCD 2020, face value of ₹1,000,000 each**

In September 2020, the Trust issued 7,500 listed, AAA rated, secured, redeemable and non-convertible Embassy REIT Series II NCD 2020 (Tranche A), debentures having face value of ₹1 million each amounting to ₹7,500.00 million with an coupon rate of 7.25% p.a. payable quarterly. In October 2020, the Trust further issued 7,500 such debentures (Tranche B), with an coupon rate of 6.70% p.a. payable quarterly and with same terms and conditions as Tranche A.

The Tranche A and Tranche B NCD described above were listed on the Bombay Stock Exchange on 17 September 2020 and 05 November 2020 respectively.

**Security terms:**

The NCD's are secured against each of the following in favor of the Security Trustee (holding for the benefit of the Debenture Trustee and ranking pari passu inter se the Debenture Holders):

1. A sole and exclusive first ranking charge by way of mortgage created by EPTPL on the constructed buildings and related parcels identified as Block 2, Block 3, Food court, Block 6, Block I, Block 11 and Block 5, having an aggregate leasable area of 2,00,674 square meters and forming part of the development known as Embassy TechZone together with portion of land admeasuring 96,630 square meters on which the aforesaid buildings are constructed out of the aggregate area of land measuring 67.45 acres equivalent to 2,72,979 sq. mtrs.

2. A sole and exclusive first ranking pledge created by the Embassy REIT over the shareholding in the SPVs namely IENMPL and EPTPL together known as "secured SPVs" along with shareholder loans given to these SPVs

3. A sole and exclusive first ranking charge by way of hypothecation created by Embassy REIT over identified bank accounts and receivables.
4. A sole and exclusive first ranking charge by way of hypothecation created by EPTPL over identified bank accounts and receivables.
5. A corporate guarantee issued by each of EPTPL and IENMPL.

**Redemption terms:**

1. Interest is payable on the last day of each financial quarter in a year until the Scheduled Redemption Date
2. These debentures will be redeemed on the expiry of 37 months from the Date of Allotment for the Debentures at par on 9 October 2023.
3. In case of downgrading of credit rating, the coupon rate shall increase by 0.25% - 1.25% over and above the applicable coupon rate calculated from the date of change of rating. In case of any subsequent upgrading of credit rating, the IRR shall restore/decrease by 0.25% - 1.00% over and above the coupon rate calculated from the date of change of rating.
4. The issuer shall have the option of redeeming all or part of the debentures on a pro-rata basis at any time on a specified call option date (between March 2023 to September 2023) by delivering a Call Option Notice to the debenture holders prior to the relevant call option date, subject to certain agreed minimum aggregate nominal value of debentures being redeemed.

**C. 26,000 (31 March 2021: 26,000) Embassy REIT Series III NCD 2021, face value of ₹1,000,000 each**

In January 2021, the Trust issued 26,000 listed, AAA rated, secured, redeemable, transferable and non-convertible Embassy REIT Series III NCD 2021 debentures having face value of ₹1 million each amounting to ₹26,000.00 million with an coupon rate of 6.40% p.a. payable quarterly.

The debentures described above were listed on the Bombay Stock Exchange on 19 January 2021.

**Security terms**

The NCD's are secured against each of the following in favor of the Security Trustee (holding for the

## Notes

to the Condensed Standalone Financial Statements

(all amounts in ₹ million unless otherwise stated)

benefit of the Debenture Trustee and ranking pari passu inter se the Debenture Holders):

1. A first ranking charge by way of mortgage created by VTPL on the constructed buildings and related parcels identified as Block 1A, Block 2 and Block 7B, having an aggregate leasable area of 3,43,772 square meters and forming part of the development known as Embassy TechVillage together with portion of land admeasuring 101,859 square meters on which the aforesaid buildings are constructed.
2. A first ranking pari passu pledge created by the Embassy REIT, MPPL and EOVPPL over their shareholding in the SPVs namely VTPL and EEPL together known as "Secured SPVs".
3. A sole and exclusive first ranking charge by way of hypothecation created by Embassy REIT over identified bank accounts and receivables.
4. A sole and exclusive first ranking charge by way of hypothecation created by VTPL over identified bank accounts and receivables.
5. A corporate guarantee issued by each of VTPL and EEPL.

### Redemption terms:

1. Interest is payable on the last day of each financial quarter in a year until the Scheduled Redemption Date.
2. These debentures will be redeemed on the expiry of 37 months from the Date of Allotment for the Debentures at par on 15 February 2024.
3. In case of downgrading of credit rating, the coupon rate shall increase by 0.25% - 1.00% over and above the applicable coupon rate calculated from the date of change of rating. In case of any subsequent upgrading of credit rating, the coupon rate shall restore/decrease by 0.25% - 1.00% over and above the coupon rate calculated from the date of change of rating.
4. The issuer shall have the option of redeeming all or part of the debentures on a pro-rata basis at any time on a specified call option date (between July 2023 to January 2024) by delivering a Call Option Notice to the debenture holders prior to the relevant call option date, subject to certain agreed minimum aggregate nominal value of debentures being redeemed.

### D. 3,000 (30 March 2021: Nil) Embassy REIT Series IV, Non-Convertible debentures (NCD) 2021, face value of ₹1,000,000 each

In September 2021, the Trust issued 3,000 listed, AAA rated, secured, redeemable, transferable and non-convertible Embassy REIT Series IV NCD 2021

debentures having face value of ₹1 million each amounting to ₹3,000.00 million with an coupon rate of 6.80% p.a. payable quarterly.

The debentures described above were listed on the Bombay Stock Exchange on 9 September 2021.

### Security terms

The NCD's are secured against each of the following in favour of the Security Trustee (holding for the benefit of the Debenture Trustee and ranking pari passu inter se the Debenture Holders):

1. A first ranking charge by way of mortgage created by SIPL on the constructed, under-construction buildings, erections, constructions of every description and related parcels identified as Block 9, admeasuring 1.1 million square feet and forming part of the development known as Embassy TechVillage.
2. A first ranking pari passu pledge created by the Embassy REIT over its shareholding in SIPL; known as the "Secured SPV".
3. A first ranking pari passu charge by way of hypothecation created by Embassy REIT over identified receivables from SIPL.
4. A first ranking pari passu charge by way of hypothecation created by SIPL over all current and future movable assets, including identified bank accounts and receivables.
5. A corporate guarantee issued by SIPL.

### Redemption terms:

1. Interest is payable on the last day of each financial quarter in a year until the Scheduled Redemption Date
2. These debentures will be redeemed on the expiry of 60 months from the Date of Allotment for the Debentures at par on 7 September 2026.
3. In case of downgrading of credit rating, the coupon rate shall increase by 0.25% - 1.00% over and above the applicable coupon rate calculated from the date of change of rating. In case of any subsequent upgrading of credit rating, the coupon rate shall restore/decrease by 0.25% - 1.00% over and above the coupon rate calculated from the date of change of rating.
4. The issuer shall have the option of redeeming all or part of the debentures on a pro-rata basis at any time on a specified call option date (between March 2026 to August 2026) by delivering a Call Option Notice to the debenture holders prior to the relevant call option date, subject to certain agreed minimum aggregate nominal value of debentures being redeemed.

## Notes

to the Condensed Standalone Financial Statements

(all amounts in ₹ million unless otherwise stated)

### E. Disclosure required under SEBI circular SEBI/HO/DDHS/DDHS/CIR/P/2018/71 dated 13 April 2018

1. Details of non-convertible debentures are as follows:-

Particulars	Secured/ Unsecured	Previous due date		Next due date	
		Principal	Interest	Principal	Interest
Embassy REIT Series I NCD 2019 (Tranche I and II)	Secured	-	-	02 November 2021	02 November 2021
Embassy REIT Series II NCD 2020 (Tranche A and B)	Secured	-	30 September 2021	09 October 2023	31 December 2021
Embassy REIT Series III NCD 2021	Secured	-	30 September 2021	15 February 2024	31 December 2021
Embassy REIT Series IV NCD 2021	Secured	-	30 September 2021	07 September 2026	31 December 2021

2. Rating agency CRISIL has assigned a rating of "CRISIL AAA/Stable" to Embassy REIT Series I NCD 2019, Embassy REIT Series II NCD 2020, Embassy REIT Series III NCD 2021 and Embassy REIT Series IV NCD 2021.

### F. Other requirements as per Guidelines for issuance of debt securities by Real Estate Investment Trusts (REITs)

Particulars	As at 30 September 2021	As at 31 March 2021
Asset cover ratio (refer a below)**	18.62%	17.88%
Debt-equity ratio (refer b below)	0.34	0.31
Debt-service coverage ratio (refer c below)	3.02	2.53
Interest-service coverage ratio (refer d below)	3.02	2.53
Net worth (refer e below)	261,318.21	265,579.22

Formulae for computation of ratios are as follows basis Condensed Standalone Financial Statements:-

- a) Asset cover ratio\* = Total borrowings of the Trust/ Gross asset value of the Subsidiaries and Joint venture of the Trust as computed by independent valuers
- b) Debt equity ratio\* = Total borrowings of the Trust/ Unitholders' Equity
- c) Debt Service Coverage Ratio = Earnings before Depreciation, Finance costs, Impairment loss and Tax/ (Finance costs + Principal Repayments made during the year)
- d) Interest Service Coverage Ratio = Earnings before Depreciation, Finance costs, Impairment loss and Tax/ Finance costs (net of capitalisation)
- e) Net worth = Unit capital + Other equity

\*Total borrowings of the Trust = Long-term borrowings + Short-term borrowings

Unitholder's Equity = Unit Capital + Other equity

\*\*Also in line with regulation 54 of SEBI Listing and Disclosure Regulations (LODR), 2015 as amended.

### G. Subsequent events:

Subsequent to 30 September 2021, Embassy REIT has raised ₹31,000 million Series V rupee-denominated, listed, rated, secured, redeemable, transferable NCDs by way of private placement at 6.5% average fixed coupon and MPPL has raised a term loan facility from a bank for ₹15,000 million at 6.35% floating coupon. Both these proceeds, totalling ₹46,000 million, will primarily be utilized to redeem the Series I NCDs on 2 November 2021.

## Notes

to the Condensed Standalone Financial Statements

(all amounts in ₹ million unless otherwise stated)

### 14 SHORT TERM BORROWINGS

Particulars	As at 30 September 2021	As at 31 March 2021
<b>Current maturities of long term borrowings</b>		
<b>Secured</b>		
<b>Non-convertible debentures</b>		
36,500 (31 March 2021: 36,500) Embassy REIT Series I, Non-Convertible debentures (NCD) 2019, face value of ₹1,000,000 each (net of issue expenses, at amortised cost) (refer note 13(A))		
- Embassy REIT Series I NCD 2019 - Tranche I	37,275.89	-
- Embassy REIT Series I NCD 2019 - Tranche II	7,640.85	-
	<b>44,916.74</b>	<b>-</b>

Since these debentures are due for maturity on 02 November 2021, they have been disclosed under short-term borrowings.

### 15 TRADE PAYABLES

Particulars	As at 30 September 2021	As at 31 March 2021
Trade payables		
- total outstanding dues to micro and small enterprises (refer note below)	0.33	1.65
- total outstanding dues other than micro and small enterprises		
- to related party (refer note 26)	-	0.86
- to others	0.03	0.09
	<b>0.36</b>	<b>2.60</b>

Note:

Disclosure as per Section 22 of "The Micro, Small and Medium Enterprises Development Act, 2006" ("MSMED Act, 2006").

Particulars	As at 30 September 2021	As at 31 March 2021
The principal amount and the interest due thereon remaining unpaid to any supplier as at the end of the accounting period;	0.33	1.65
The amount of interest paid by the Company in terms of section 16 of MSMED Act, 2006, along with the amounts of the payment made to the supplier beyond the appointed day during accounting period;	-	-
The amount of interest due and payable for the period of delay in making payment (which have been paid but beyond the appointed day during the year) but without adding the interest specified under MSMED Act, 2006.	-	-
The amount of interest accrued and remaining unpaid at the end of the accounting period; and	-	-
The amount of further interest remaining due and payable even in the succeeding years, until such date when the interest dues as above are actually paid to the small enterprise, for the purpose of disallowance as a deductible expenditure under section 23 of MSMED Act, 2006.	-	-

## Notes

to the Condensed Standalone Financial Statements

(all amounts in ₹ million unless otherwise stated)

### 16 OTHER FINANCIAL LIABILITIES

Particulars	As at 30 September 2021	As at 31 March 2021
Unclaimed distribution	1.75	2.00
Contingent consideration (refer note 26 and note 28)	350.00	350.00
Other liabilities		
- to related party (refer note 26)	63.08	50.30
- to others	59.38	57.86
	<b>474.21</b>	<b>460.16</b>

### 17 OTHER CURRENT LIABILITIES

Particulars	As at 30 September 2021	As at 31 March 2021
Statutory dues	4.25	26.60
	<b>4.25</b>	<b>26.60</b>

### 18 CURRENT TAX LIABILITIES (NET)

Particulars	As at 30 September 2021	As at 31 March 2021
Provision for income-tax, net of advance tax	3.70	3.70
	<b>3.70</b>	<b>3.70</b>

## Notes

to the Condensed Standalone Financial Statements

(all amounts in ₹ million unless otherwise stated)

### 19 INTEREST INCOME

Particulars	For the quarter ended 30 September 2021	For the quarter ended 30 June 2021	For the quarter ended 30 September 2020	For the half year ended 30 September 2021	For the half year ended 31 March 2021	For the half year ended 30 September 2020	For the year ended 31 March 2021
Interest income							
- on fixed deposits	-	-	14.22	-	-	42.19	42.19
- on debentures (refer note 26)	-	-	2.52	-	-	14.61	14.61
- on loan to subsidiaries (refer note 26)	3,107.87	3,053.50	2,061.81	6,161.37	5,266.06	4,104.38	9,370.44
	<b>3,107.87</b>	<b>3,053.50</b>	<b>2,078.55</b>	<b>6,161.37</b>	<b>5,266.06</b>	<b>4,161.18</b>	<b>9,427.24</b>

### 20 OTHER INCOME

Particulars	For the quarter ended 30 September 2021	For the quarter ended 30 June 2021	For the quarter ended 30 September 2020	For the half year ended 30 September 2021	For the half year ended 31 March 2021	For the half year ended 30 September 2020	For the year ended 31 March 2021
Profit on sale of investments	18.24	17.70	3.06	35.94	39.56	7.95	47.51
Net changes in fair value of financial assets	-	-	(1.72)	-	1.72	(1.72)	-
	<b>18.24</b>	<b>17.70</b>	<b>1.34</b>	<b>35.94</b>	<b>41.28</b>	<b>6.23</b>	<b>47.51</b>

### 21 OTHER EXPENSES

Particulars	For the quarter ended 30 September 2021	For the quarter ended 30 June 2021	For the quarter ended 30 September 2020	For the half year ended 30 September 2021	For the half year ended 31 March 2021	For the half year ended 30 September 2020	For the year ended 31 March 2021
Bank charges	0.03	0.16	0.01	0.19	0.13	0.02	0.15
Rates and taxes	4.75	7.63	4.61	12.38	10.79	10.38	21.17
Marketing and advertisement expenses	2.48	2.09	6.35	4.57	24.12	17.00	41.12
Insurance expenses	0.14	0.12	0.07	0.26	0.25	0.07	0.32
Miscellaneous expenses	1.44	0.07	0.14	1.51	3.14	0.66	3.80
	<b>8.84</b>	<b>10.07</b>	<b>11.18</b>	<b>18.91</b>	<b>38.43</b>	<b>28.13</b>	<b>66.56</b>

### 22 FINANCE COSTS

Particulars	For the quarter ended 30 September 2021	For the quarter ended 30 June 2021	For the quarter ended 30 September 2020	For the half year ended 30 September 2021	For the half year ended 31 March 2021	For the half year ended 30 September 2020	For the year ended 31 March 2021
Interest expense on Non-Convertible debentures							
- Embassy REIT Series II, Series III and Series IV NCD	738.91	717.82	33.99	1,456.73	880.45	33.99	914.44
Accrual of premium on redemption of debentures (Embassy REIT Series I NCD)	1,135.43	1,001.21	941.23	2,136.64	1,933.28	1,850.93	3,784.21
	<b>1,874.34</b>	<b>1,719.03</b>	<b>975.22</b>	<b>3,593.37</b>	<b>2,813.73</b>	<b>1,884.92</b>	<b>4,698.65</b>

## Notes

to the Condensed Standalone Financial Statements

(all amounts in ₹ million unless otherwise stated)

### 23 TAX EXPENSE

Particulars	For the quarter ended 30 September 2021	For the quarter ended 30 June 2021	For the quarter ended 30 September 2020	For the half year ended 30 September 2021	For the half year ended 31 March 2021	For the half year ended 30 September 2020	For the year ended 31 March 2021
Current tax	7.79	7.58	12.39	15.37	11.56	26.22	37.78
	<b>7.79</b>	<b>7.58</b>	<b>12.39</b>	<b>15.37</b>	<b>11.56</b>	<b>26.22</b>	<b>37.78</b>

### 24 EARNINGS PER UNIT (EPU)

Basic EPU amounts are calculated by dividing the profit for the period/year attributable to Unitholders by the weighted average number of units outstanding during the period/year. Diluted EPU amounts are calculated by dividing the profit attributable to unitholders by the weighted average number of units outstanding during the period/year plus the weighted average number of units that would be issued on conversion of all the potential dilutive instruments into unit capital.

The following reflects the profit and unit data used in the basic and diluted EPU computation

Particulars	For the quarter ended 30 September 2021	For the quarter ended 30 June 2021	For the quarter ended 30 September 2020	For the half year ended 30 September 2021	For the half year ended 31 March 2021	For the half year ended 30 September 2020	For the year ended 31 March 2021
Profit after tax for calculating basic and diluted EPU	2,743.27	3,650.04	856.52	6,393.31	2,351.25	2,123.17	4,474.42
Weighted average number of Units (No. in million)*	947.90	947.90	771.67	947.90	867.78	771.67	819.59
Earnings Per Unit							
- Basic (Rupees/unit)	2.89	3.85	1.11	6.74	2.71	2.75	5.46
- Diluted (Rupees/unit)**	2.89	3.85	1.11	6.74	2.71	2.75	5.46

\* The weighted average number of units for the half year ended and year ended 31 March 2021 have been computed basis 111.34 million units issued by way of institutional placement and 64.89 million units issued by way of preferential allotment on 22 December 2020 and 24 December 2020 respectively.

\*\* The Trust does not have any outstanding dilutive instruments.

### 25 COMMITMENTS AND CONTINGENCIES

#### a. Contingent liabilities

Particulars	As at 30 September 2021	As at 31 March 2021
Guarantee given to a Bank for loan obtained by a SPV	-	8,400.00

#### Note:

Trust had given an irrevocable and unconditional Corporate guarantee dated 27 December 2019, in favour of Catalyst Trusteeship Limited (Trustee) towards the term loan facility of ₹8,400 million by State Bank of India (Lender) to Manyata Promoters Private Limited (Borrower), an Embassy REIT SPV; to forthwith pay the Lender the outstanding amount of loan on demand by the Lender, upon the failure to make any payments/ repayments of the outstanding amounts (or any part thereof) on the respective due dates by Borrower. The Borrower has repaid the loan as at 30 September 2021, accordingly the guarantee is cancelled.

#### b. Statement of capital and other commitments

- There are no capital commitments as at 30 September 2021 and 31 March 2021.
- The Trust has committed to provide financial support to some of its subsidiaries to ensure that these entities operate on going concern basis and are able to meet their debts and liabilities as they fall due.

## Notes

to the Condensed Standalone Financial Statements

(all amounts in ₹ million unless otherwise stated)

### 26 RELATED PARTY DISCLOSURES

#### I. List of related parties as at 30 September 2021

##### A. Parties to Embassy Office Parks REIT

Embassy Property Developments Private Limited - Co-Sponsor  
BRE/ Mauritius Investments - Co-Sponsor  
Embassy Office Parks Management Services Private Limited - Manager  
Axis Trustee Services Limited - Trustee

The co-sponsor groups consist of the below entities

##### Embassy Property Developments Private Limited - Co-Sponsor

Embassy One Developers Private Limited  
D M Estates Private Limited  
Embassy Services Private Limited  
Golflinks Properties Private Limited

##### BRE/ Mauritius Investments - Co-Sponsor

SG Indian Holding (NQ) Co. I Pte. Limited	BREP VII SG Oxygen Holding (NQ) Pte Limited
SG Indian Holding (NQ) Co. II Pte. Limited	BREP Asia SBS Oxygen Holding (NQ) Limited
SG Indian Holding (NQ) Co. III Pte. Limited	BREP VII SBS Oxygen Holding (NQ) Limited
BRE/Mauritius Investments II	BREP Asia HCC Holding (NQ) Pte Limited
BREP NTPL Holding (NQ) Pte Limited	BREP VII HCC Holding (NQ) Pte Limited
BREP VII NTPL Holding (NQ) Pte Limited	BREP Asia SBS HCC Holding (NQ) Limited
BREP Asia SBS NTPL Holding (NQ) Limited	BREP VII SBS HCC Holding (NQ) Limited
BREP VII SBS NTPL Holding (NQ) Limited	India Alternate Property Limited
BREP GML Holding (NQ) Pte Limited	BREP Asia SG Indian Holding (NQ) Co II Pte. Limited
BREP VII GML Holding (NQ) Pte Limited	BREP VII SG Indian Holding (NQ) Co II Pte. Limited
BREP Asia SBS GML Holding (NQ) Limited	BREP Asia SBS Holding NQ CO XI Limited
BREP VII SBS GML Holding (NQ) Limited	BREP VII SBS Holding NQ CO XI Limited
BREP Asia SG Oxygen Holding (NQ) Pte Limited	

Directors and Key managerial personnel's of the Manager (Embassy Office Parks Management Services Private Limited)

##### Directors

Jitendra Virwani  
Tuhin Parikh  
Vivek Mehra  
Ranjan Ramdas Pai  
Anuj Puri  
Punita Kumar Sinha  
Robert Christopher Heady  
Aditya Virwani  
Asheesh Mohta - Director  
(alternate to Robert Christopher Heady)

##### Key management personnel

Michael David Holland - CEO  
Rajesh Kaimal - CFO (upto 19 May 2020)  
Aravind Maiya - CFO (from 19 May 2020)  
Ramesh Periasamy - Compliance Officer and  
Company Secretary (upto 6 August 2020)  
Deepika Srivastava- Compliance Officer and  
Company Secretary (from 7 August 2020)

## Notes

to the Condensed Standalone Financial Statements

(all amounts in ₹ million unless otherwise stated)

#### (i) Subsidiaries (SPV)

Embassy Office Parks Private Limited (upto 10 March 2021) (refer note 35)  
Manyata Promoters Private Limited  
Umbel Properties Private Limited  
Embassy Energy Private Limited  
Earnest Towers Private Limited  
Indian Express Newspapers (Mumbai) Private Limited  
Vikhroli Corporate Park Private Limited  
Qubix Business Park Private Limited  
Quadron Business Park Private Limited  
Oxygen Business Park Private Limited  
Galaxy Square Private Limited  
Embassy Pune TechZone Private Limited  
Vikas Telecom Private Limited (from 24 December 2020)  
Embassy Office Ventures Private Limited (from 24 December 2020)  
Sarla Infrastructure Private Limited (from 24 December 2020)

#### (ii) Joint Venture

Golflinks Software Park Private Limited

#### B Other related parties with whom the transactions have taken place during the period/ year

Embassy Shelters Private Limited  
BREP Asia SG Indian Holding (NQ) Co I Pte. Ltd\*  
BREP VII SG Indian Holding (NQ) Co I Pte. Ltd\*  
BREP Asia SBS Holding-NQ Co IV Ltd. (Cayman)\*  
BREP VII SBS Holding-NQ IV Co Ltd (Cayman)\*

\*together known as BREP entities.

## Notes

to the Condensed Standalone Financial Statements

(all amounts in ₹ million unless otherwise stated)

### C Transactions during the period/ year

Particulars	For the quarter ended 30 September 2021	For the quarter ended 30 June 2021	For the quarter ended 30 September 2020	For the half year ended 30 September 2021	For the half year ended 31 March 2021	For the half year ended 30 September 2020	For the year ended 31 March 2021
<b>Unsecured loans given to</b>							
Quadron Business Park Private Limited	90.00	100.00	50.00	190.00	220.00	50.00	270.00
Embassy Pune TechZone Private Limited*	150.00	300.00	-	450.00	905.50	-	905.50
Manyata Promoters Private Limited	240.00	-	3,355.38	240.00	5,464.00	3,355.38	8,819.38
Oxygen Business Park Private Limited	90.00	50.00	3,396.43	140.00	-	3,396.43	3,396.43
Earnest Towers Private Limited	-	400.00	-	400.00	300.00	200.00	500.00
Vikhroli Corporate Park Private Limited	-	-	100.00	-	-	161.00	161.00
Umbel Properties Private Limited	30.00	30.00	-	60.00	30.00	-	30.00
Indian Express Newspapers (Mumbai) Private Limited	10.00	-	-	10.00	13.00	-	13.00
Embassy Energy Private Limited	40.00	-	-	40.00	225.00	-	225.00
Sarla Infrastructure Private Limited	2,210.20	-	-	2,210.20	1,745.00	-	1,745.00
Vikas Telecom Private Limited	-	-	-	-	24,500.00	-	24,500.00
<b>Long term loan pursuant to capital reduction (refer note 3 (c))</b>							
Earnest Towers Private Limited	1,548.54	-	-	1,548.54	-	-	-
<b>Short term construction loan given</b>							
Manyata Promoters Private Limited	-	4,333.81	455.00	4,333.81	1,000.00	755.00	1,755.00
Embassy Pune TechZone Private Limited*	50.00	-	100.00	50.00	550.00	250.00	800.00
Sarla Infrastructure Private Limited	-	-	-	-	470.00	-	470.00
<b>Redemption of investment in debentures</b>							
Golflinks Software Park Private Limited	-	-	256.48	-	-	724.38	724.38
<b>Unsecured loans repaid by</b>							
Embassy Pune TechZone Private Limited*	50.24	134.36	242.01	184.60	698.62	437.34	1,135.96
Manyata Promoters Private Limited	144.18	-	1,517.58	144.18	1,245.44	3,070.97	4,316.41
Qubix Business Park Private Limited	34.58	82.71	100.01	117.29	108.39	168.62	277.01
Oxygen Business Park Private Limited	61.00	41.14	-	102.14	-	-	-
Earnest Towers Private Limited	123.51	214.27	187.43	337.78	371.60	366.42	738.02
Vikhroli Corporate Park Private Limited	144.81	140.79	130.21	285.60	296.95	190.76	487.71

## Notes

to the Condensed Standalone Financial Statements

(all amounts in ₹ million unless otherwise stated)

Particulars	For the quarter ended 30 September 2021	For the quarter ended 30 June 2021	For the quarter ended 30 September 2020	For the half year ended 30 September 2021	For the half year ended 31 March 2021	For the half year ended 30 September 2020	For the year ended 31 March 2021
Galaxy Square Private Limited	106.30	106.08	78.40	212.38	117.18	162.93	280.11
Indian Express Newspapers (Mumbai) Private Limited	41.83	112.52	-	154.35	217.61	26.96	244.57
Embassy Energy Private Limited	127.77	167.69	-	295.46	279.04	25.86	304.90
Sarla Infrastructure Private Limited	174.39	204.55	-	378.94	223.33	-	223.33
Vikas Telecom Private Limited	901.85	730.89	-	1,632.74	1,008.09	-	1,008.09
<b>Short term construction loan repaid by</b>							
Manyata Promoters Private Limited	150.00	3,663.81	-	3,813.81	1,700.00	-	1,700.00
Embassy Pune TechZone Private Limited*	370.00	-	-	370.00	-	-	-
Sarla Infrastructure Private Limited	-	-	-	-	470.00	-	470.00
<b>Secondment fees</b>							
Embassy Office Parks Management Services Private Limited	0.39	0.39	0.36	0.78	0.71	0.71	1.42
<b>Business acquisition of ETV assets from</b>							
Embassy Property Developments Private Limited	-	-	-	-	6,870.02	-	6,870.02
BREP Asia SG Indian Holding (NQ) Co I Pte. Ltd	-	-	-	-	8,736.46	-	8,736.46
BREP VII SG Indian Holding (NQ) Co I Pte. Ltd	-	-	-	-	2,182.64	-	2,182.64
BREP Asia SBS Holding NQ Co IV Ltd. (Cayman)	-	-	-	-	41.46	-	41.46
BREP VII SBS Holding NQ IV Co Ltd (Cayman)	-	-	-	-	11.84	-	11.84
<b>Investment in Class A equity share capital of</b>							
Embassy Office Ventures Private Limited	-	-	-	-	16,575.71	-	16,575.71
<b>Investment management fees</b>							
Embassy Office Parks Management Services Private Limited	63.53	74.38	54.85	137.91	98.77	113.46	212.23
<b>Trademark license fees</b>							
Embassy Shelters Private Limited	0.36	0.35	0.36	0.71	0.71	0.71	1.42
<b>Trustee fee expenses</b>							
Axis Trustee Services Limited	0.74	0.74	0.89	1.48	1.32	1.63	2.95
<b>Interest received on debentures</b>							
Golflinks Software Park Private Limited	-	-	2.52	-	-	14.61	14.61

## Notes

to the Condensed Standalone Financial Statements

(all amounts in ₹ million unless otherwise stated)

Particulars	For the quarter ended 30 September 2021	For the quarter ended 30 June 2021	For the quarter ended 30 September 2020	For the half year ended 30 September 2021	For the half year ended 31 March 2021	For the half year ended 30 September 2020	For the year ended 31 March 2021
<b>Dividend received</b>							
Indian Express Newspapers (Mumbai) Private Limited	115.00	125.00	185.00	240.00	107.00	332.00	439.00
Oxygen Business Park Private Limited	-	-	150.00	-	1.76	291.00	292.76
Embassy Pune TechZone Private Limited*	40.00	-	-	40.00	-	-	-
Manyata Promoters Private Limited	2,300.00	2,300.00	-	4,600.00	2,050.00	-	2,050.00
<b>Interest income</b>							
Quadron Business Park Private Limited	396.79	390.46	384.12	787.25	774.24	764.05	1,538.29
Embassy Pune TechZone Private Limited*	178.41	171.74	150.00	350.15	338.11	304.08	642.19
Manyata Promoters Private Limited	906.07	883.40	727.83	1,789.47	1,750.46	1,463.23	3,213.69
Qubix Business Park Private Limited	79.40	80.86	88.56	160.26	166.94	178.31	345.25
Oxygen Business Park Private Limited	226.58	224.86	143.61	451.44	447.46	261.49	708.95
Earnest Towers Private Limited	26.49	2.08	9.73	28.57	13.09	19.17	32.26
Vikhroli Corporate Park Private Limited	126.91	129.34	141.80	256.25	272.41	281.97	554.38
Galaxy Square Private Limited	59.15	61.38	68.68	120.53	129.13	139.26	268.39
Umbel Properties Private Limited	56.77	54.78	54.38	111.55	107.59	108.16	215.75
Indian Express Newspapers (Mumbai) Private Limited	94.20	96.65	104.20	190.85	201.20	208.10	409.30
Embassy Energy Private Limited	181.92	184.87	188.90	366.79	373.77	376.56	750.33
Sarla Infrastructure Private Limited	58.61	46.42	-	105.03	62.63	-	62.63
Vikas Telecom Private Limited	716.57	726.66	-	1,443.23	629.03	-	629.03
<b>Expenses incurred by related party on behalf of the Trust</b>							
Embassy Office Parks Management Services Private Limited	-	-	0.21	-	0.93	1.04	1.97
Embassy Pune TechZone Private Limited*	-	-	-	-	1.04	-	1.04

## Notes

to the Condensed Standalone Financial Statements

(all amounts in ₹ million unless otherwise stated)

Particulars	For the quarter ended 30 September 2021	For the quarter ended 30 June 2021	For the quarter ended 30 September 2020	For the half year ended 30 September 2021	For the half year ended 31 March 2021	For the half year ended 30 September 2020	For the year ended 31 March 2021
<b>Expenses incurred by the Trust on behalf of related party</b>							
Vikas Telecom Private Limited	19.10	-	-	19.10	339.15	-	339.15
Manyata Promoters Private Limited	28.40	-	-	28.40	-	0.82	0.82
Others	26.17	-	-	26.17	-	2.11	2.11
<b>Change in investments pursuant the composite scheme of arrangement (refer note 35)</b>							
Embassy Pune TechZone Private Limited*	-	-	-	-	12,083.50	-	12,083.50
Manyata Promoters Private Limited	-	-	-	-	50,684.75	-	50,684.75
<b>Guarantee given by SPV on behalf of REIT</b>							
Indian Express Newspapers (Mumbai) Private Limited and Embassy Pune TechZone Private Limited*	-	-	7,500.00	-	7,500.00	7,500.00	15,000.00
Vikas Telecom Private Limited and Embassy Energy Private Limited	-	-	-	-	26,000.00	-	26,000.00
Sarla Infrastructure Private Limited	3,000.00	-	-	3,000.00	-	-	-

\* Refer note 35



## Notes

to the Condensed Standalone Financial Statements

(all amounts in ₹ million unless otherwise stated)

### D Closing balances

Particulars	As at 30 September 2021	As at 31 March 2021
<b>Unsecured loan receivable (non-current)</b>		
Quadron Business Park Private Limited	14,880.17	14,071.94
Embassy Pune TechZone Private Limited**	4,218.87	3,953.47
Manyata Promoters Private Limited	30,810.65	28,951.41
Qubix Business Park Private Limited	2,485.69	2,602.98
Oxygen Business Park Private Limited	7,216.91	7,182.40
Earnest Towers Private Limited	1,662.42	51.66
Vikhroli Corporate Park Private Limited	3,885.51	4,171.11
Galaxy Square Private Limited	1,772.40	1,984.78
Umbel Properties Private Limited	2,143.09	1,971.55
Indian Express Newspapers (Mumbai) Private Limited	2,958.11	3,102.46
Embassy Energy Private Limited	5,686.11	5,941.57
Sarla Infrastructure Private Limited	3,352.93	1,521.67
Vikas Telecom Private Limited	21,859.19	23,491.92
<b>Short term construction loan</b>		
Manyata Promoters Private Limited	575.00	55.00
Embassy Pune TechZone Private Limited**	1,100.00	1,420.00
<b>Other receivables</b>		
Earnest Towers Private Limited	0.42	-
Embassy Energy Private Limited	1.17	-
Indian Express Newspapers (Mumbai) Private Limited	0.60	-
Manyata Promoters Private Limited	4.48	-
Quadron Business Park Private Limited	0.31	-
Qubix Business Park Private Limited	0.37	-
Umbel Properties Private Limited	0.07	-
Vikhroli Corporate Park Private Limited	0.51	-
Vikas Telecom Private Limited	20.26	-
Embassy Office Ventures Private Limited	0.98	-
Embassy Pune TechZone Private Limited**	0.61	-
<b>Other financial liabilities</b>		
Embassy Office Parks Management Services Private Limited	63.08	50.30
<b>Trade payables</b>		
Embassy Office Parks Management Services Private Limited	-	0.86
<b>Investment in equity shares of subsidiaries</b>		
Embassy Pune TechZone Private Limited**	12,083.50	12,083.50
Manyata Promoters Private Limited	99,475.27	99,475.27
Quadron Business Park Private Limited*	10,970.32	11,714.60
Oxygen Business Park Private Limited	12,308.89	12,308.89
Earnest Towers Private Limited	10,590.24	12,138.78
Vikhroli Corporate Park Private Limited	10,710.94	10,710.94
Qubix Business Park Private Limited	5,595.08	5,595.08
Galaxy Square Private Limited	4,662.50	4,662.50
Umbel Properties Private Limited*	1,492.99	1,606.19
Indian Express Newspapers (Mumbai) Private Limited	13,210.96	13,210.96
Embassy Energy Private Limited*	667.36	667.36
Vikas Telecom Private Limited	23,147.33	23,147.33
Embassy Office Ventures Private Limited	27,548.12	27,548.12
Sarla Infrastructure Private Limited	6,870.02	6,870.02
<b>Contingent consideration payable</b>		
Embassy Property Developments Private Limited (refer note 28)	350.00	350.00
<b>Guarantee given to lender's trustee for loan obtained by SPV</b>		
Manyata Promoters Private Limited	-	8,400.00
<b>Guarantee given by SPV on behalf of REIT</b>		
Indian Express Newspapers (Mumbai) Private Limited and Embassy Pune TechZone Private Limited**	15,000.00	15,000.00
Vikas Telecom Private Limited and Embassy Energy Private Limited	26,000.00	26,000.00
Sarla Infrastructure Private Limited	3,000.00	-

\* Net of provision for impairment of ₹4,133.05 (31 March 2021: ₹3,275.57 million).

\*\* Refer note 35

## Notes

to the Condensed Standalone Financial Statements

(all amounts in ₹ million unless otherwise stated)

### 27 FINANCIAL INSTRUMENTS:

a) The carrying value and fair value of financial instruments by categories are as below:

Particulars	Carrying value		Fair Value	
	30 September 2021	30 September 2021	31 March 2021	31 March 2021
<b>Financial assets</b>				
<b>Amortised cost</b>				
Loans	104,607.05	-	100,473.92	-
Cash and cash equivalents	6,304.88	-	7,171.26	-
Other financial assets	35.00	-	-	-
<b>Total assets</b>	<b>110,946.93</b>	<b>-</b>	<b>107,645.18</b>	<b>-</b>
<b>Financial liabilities</b>				
<b>Amortised cost</b>				
Borrowings	88,513.19	88,857.04	83,319.10	84,630.97
Other financial liabilities	474.21	-	460.16	-
Trade payables	0.36	-	2.60	-
<b>Total liabilities</b>	<b>88,987.76</b>	<b>88,857.04</b>	<b>83,781.86</b>	<b>84,630.97</b>

The fair value of cash and cash equivalents, trade payables, loans and other financial assets and liabilities approximate their carrying amounts.

#### Fair value hierarchy

Level 1 - Quoted prices (unadjusted) in active markets for identical assets or liabilities.

Level 2 - Inputs other than quoted prices included within Level 1 that are observable for the asset or liability, either directly (i.e. as prices) or indirectly (i.e. derived from prices).

Level 3 - Inputs for the assets or liabilities that are not based on observable market data (unobservable inputs).

#### b) Transfers between Level 1, Level 2 and Level 3

There were no transfers between Level 1, Level 2 or Level 3 during the half year ended 30 September 2021 and year ended 31 March 2021.

#### c) Determination of fair values

Fair values of financial assets and liabilities have been determined for measurement and/or disclosure purposes based on the following methods. When applicable, further information about the assumptions made in determining fair values is disclosed in the notes specific to that asset or liability.

- The fair value of mutual funds are based on price quotations at reporting date.
- The fair values of other current financial assets and financial liabilities are considered to be equivalent to their carrying values.
- The fair values of borrowings at fixed rates are considered to be equivalent to present value of the future contracted cashflows discounted at the current market rate.

28 During previous year ended 31 March 2021, the Trust acquired VTPL, EOPL and SIPL by acquiring all of the equity interest held by the Embassy Sponsor, BREP entities and certain other third party shareholders. The acquisition of equity interest in EOPL (which in turn holds 60% equity interest in VTPL) and SIPL has been completed with issue proceeds received of ₹36,852.02 million, by issue of 111,335,400 Units at a price of ₹331.00 per Unit through the Institutional Placement.

The acquisition of balance 40% equity interest in VTPL is completed through Preferential issue of 64,893,000 Units at a price of ₹356.70 per unit to the third party shareholders aggregating to ₹23,147.33 million.

## Notes

to the Condensed Standalone Financial Statements

(all amounts in ₹ million unless otherwise stated)

The investments in VTPL, EOVPPL and SIPL are accounted for at cost less accumulated impairment losses. Below is the details of purchase consideration paid to acquire the SPVs.

Entity	Amount
VTPL	23,147.33
EOVPPL	27,548.12
SIPL*	6,870.02

\* The Purchase consideration for acquisition of SIPL includes contingent consideration of ₹350.00 million which shall be payable to the Embassy Sponsor upon satisfaction of certain conditions and as per timeline agreed between the parties.

### 29 DETAILS OF UTILISATION OF PROCEEDS OF INSTITUTIONAL PLACEMENT AS ON 30 SEPTEMBER 2021 ARE FOLLOWS:

Objects of the issue as per the prospectus	Proposed utilisation	Actual utilisation upto 31 March 2021	Unutilised amount as at 31 March 2021	Actual utilisation upto 30 September 2021	Unutilised amount as at 30 September 2021
Funding of consideration for the acquisition of the ETV SPVs, including subscription to Class A equity shares in EOVPPL, payment of consideration to the BREP Entities and the Embassy Sponsor	34,068.14	34,068.14	-	-	-
Debt funding to the ETV SPVs for partial or full repayment or pre-payment of bank/financial institution debt and settlement of certain liabilities	1,550.00	1,550.00	-	-	-
Issue expenses	750.00	750.00	-	-	-
General purposes	483.88	84.93	398.95	42.06	356.89
<b>Total</b>	<b>36,852.02</b>	<b>36,453.07</b>	<b>398.95</b>	<b>42.06</b>	<b>356.89</b>

### 30 DETAILS OF UTILISATION OF PROCEEDS OF ISSUE OF EMBASSY REIT SERIES IV NCD 2021 AS ON 30 SEPTEMBER 2021 ARE FOLLOWS:

Objects of the issue as per the prospectus	Proposed utilisation	Actual utilisation upto 30 September 2021	Unutilised amount as at 30 September 2021
Granting shareholder debt including refinancing of existing debt, construction and development at underlying SPVs	2,760.00	2,210.20	549.80
General purposes including issue expenses and payment of coupon	240.00	20.05	219.95
<b>Total</b>	<b>3,000.00</b>	<b>2,230.25</b>	<b>769.75</b>

### 31 INVESTMENT MANAGEMENT FEES

Pursuant to the Investment management agreement dated 12 June 2017, as amended, the Manager is entitled to fees @ 1% of REIT Distributions which shall be payable either in cash or in Units or a combination of both, at the discretion of the Manager. The fees has been determined for undertaking management of the Trust and its investments. Investment management fees accrued for the half year ended 30 September 2021 amounts to ₹137.91 million. There are no changes during the half year ended 30 September 2021 in the methodology for computation of fees paid to the Manager.

### 32 SECONDMENT FEES

Pursuant to the Secondment agreement dated 11 March 2019, the Manager is entitled to fees of ₹0.10 million per month in respect certain employees of the Manager being deployed to the Trust in connection with the operation and management of the assets of the Trust. The fees shall be subject to an escalation of 5% (five per cent) every financial year. Secondment fees for the half year ended 30 September 2021 amounts to ₹0.78 million. There are no changes during the half year ended 30 September 2021 in the methodology for computation of secondment fees paid to the Manager.

## Notes

to the Condensed Standalone Financial Statements

(all amounts in ₹ million unless otherwise stated)

### 33 SEGMENT REPORTING

The Trust does not have any Operating segments as at 30 September 2021 and 31 March 2021 and hence, disclosure under Ind AS 108, Operating segments has not been provided in the Condensed Standalone Financial Statements.

34 The Trust outsources its manpower and technology assistance requirements and does not have any employee on its roles and hence does not incur any employee related benefits/costs.

35 The Board of Directors of the Manager in their meeting held on 19 May 2020 approved a composite scheme of arrangement (the "Scheme") involving MPPL, EOPPL and EPTPL. The Scheme provided for:

a) The demerger, transfer and vesting of the TechZone business of EOPPL comprising Embassy TechZone Business Park (more specifically defined as the 'TechZone Undertaking' in the Scheme) into EPTPL on a going concern basis, in consideration for which the Trust (as shareholder of EOPPL) has been issued shares of EPTPL; followed by

b) Amalgamation of EOPPL into MPPL, on a going concern basis.

The above scheme was approved by National Company Law Tribunal (NCLT), Mumbai bench with an effective date of 10 March 2021. Further the Scheme was approved by the Board of Approval of Special Economic Zones ("BoA") in its meeting held on 18 March 2021 and the necessary form with ROC was filed on 25 March 2021, for all the three entities. Upon completion of the Scheme, MPPL has become a 100% HoldCo of the Trust, holding Embassy Manyata, Bengaluru, 80% of the share capital of EEPL, 50% of the share capital of GLSP, while EPTPL has become a 100% directly-held SPV of the Trust, holding Embassy TechZone, an existing asset of the Trust.

### 36 DISTRIBUTIONS

The Board of Directors of the Manager to the Trust, in their meeting held on 29 October 2021, have declared distribution to Unitholders of ₹5.66 per unit which aggregates to ₹5,365.08 million for the quarter ended 30 September 2021. The distributions of ₹5.66 per unit comprises ₹1.14 per unit in the form of interest payment, ₹2.54 per unit in the form of dividend and the balance ₹1.98 per unit in the form of amortization of SPV debt.

Along with distribution of ₹5,346.12 million/ ₹5.64 per unit for the quarter ended 30 June 2021, the cumulative distribution for the half year ended 30 September 2021 aggregates to ₹10,711.20 million/ ₹11.30 per unit.

37 The figures for the half year ended 31 March 2021 are the derived figures between the audited figures in respect of the year ended 31 March 2021 and the published year-to-date figures up to 30 September 2020, which were subject to limited review.

The accompanying notes referred to above are an integral part of Condensed Standalone Financial Statements.

As per our report of even date attached

for **S R Batliboi & Associates LLP**

Chartered Accountants

ICAI Firm's registration number: 101049W/E300004

for and on behalf of the Board of Directors of

**Embassy Office Parks Management Services Private Limited**

(as Manager to the Embassy Office Parks REIT)

per **Adarsh Ranka**

Partner

Membership number: 209567

Place: Bengaluru

Date: 29 October 2021

**Jitendra Virwani**

Director

DIN: 00027674

Place: Bengaluru

Date: 29 October 2021

**Tuhin Parikh**

Director

DIN: 00544890

Place: Mumbai

Date: 29 October 2021

# Review Report

**The Board of Directors  
Embassy Office Parks Management Services  
Private Limited (“the Manager”)  
(Acting in its capacity as the Manager of Embassy  
Office Parks REIT)  
1st Floor, Embassy Point  
150, Infantry Road  
Bengaluru -560001**

## INTRODUCTION

- We have reviewed the accompanying unaudited condensed consolidated interim Ind AS financial statements of Embassy Office Parks REIT (the “REIT”), its subsidiaries and a Joint venture (together referred as “the Group”), which comprise the unaudited condensed consolidated balance sheet as at September 30, 2021, the unaudited condensed consolidated Statement of Profit and Loss, including other comprehensive income and unaudited condensed consolidated statement of Cash Flows for the quarter and half year ended September 30, 2021, the unaudited condensed consolidated statement of changes in Unitholder’s equity for the half year ended September 30, 2021 and the consolidated Statement of Net Assets at fair value as at September 30, 2021 and the consolidated statement of Total Returns at fair value and the statement of Net Distributable Cash Flows of the REIT and each of its subsidiaries for the half year ended September 30, 2021 and a summary of the significant accounting policies and select explanatory information (together hereinafter referred to as the “Condensed Consolidated Interim Ind AS Financial Statements”) being submitted by the REIT pursuant to the requirements of Regulation 23 of Securities and Exchange Board of India (Real Estate Investment Trusts) Regulations, 2014, as amended including any guidelines and circulars issued thereunder (“REIT Regulations”).
- The Condensed Consolidated Interim Ind AS Financial Statements are the responsibility of the Manager and has been approved by the Board of Directors of the Manager. The Condensed Consolidated Interim Ind AS Financial Statements are prepared in accordance with the requirements of Indian Accounting Standard (Ind AS) 34 “Interim Financial Reporting”, as prescribed in Rule 2(1)(a) of the Companies (Indian Accounting Standards) Rules, 2015 (as amended) and other accounting principles generally accepted in India, to the extent not inconsistent with the REIT Regulations.

Our responsibility is to issue a conclusion on the Condensed Consolidated Interim Ind AS Financial Statements based on our review.

## SCOPE OF REVIEW

- We conducted our review in accordance with the Standard on Review Engagements (SRE) 2410, “Review of Interim Financial Information Performed by the Independent Auditor of the Entity” issued by the Institute of Chartered Accountants of India. This standard requires that we plan and perform the review to obtain moderate assurance as to whether the Condensed Consolidated Interim Ind AS Financial Statements is free of material misstatement. A review consists of making inquiries, primarily of Manager personnel responsible for financial and accounting matters, and applying analytical and other review procedures. A review is substantially less in scope than an audit conducted in accordance with Standards on Auditing and consequently does not enable us to obtain assurance that we would become aware of all significant matters that might be identified in an audit. Accordingly, we do not express an audit opinion.
- The Condensed Consolidated Interim Ind AS Financial Statements includes the financial information of the following entities:

Sl. No	Name of the entities
<b>A Parent Entity</b>	
1	Embassy Office Parks REIT
<b>B Subsidiaries</b>	
1	Manyata Promoters Private Limited (‘MPPL’)
2	Umbel Properties Private Limited
3	Embassy-Energy Private Limited
4	Galaxy Square Private Limited
5	Quadron Business Park Private Limited
6	Qubix Business Park Private Limited
7	Oxygen Business Park Private Limited
8	Earnest Towers Private Limited
9	Vikhroli Corporate Park Private Limited
10	Indian Express Newspapers (Mumbai) Private Limited
11	Embassy Pune Techzone Private Limited
12	Embassy Office Ventures Private Limited
13	Vikas Telecom Private Limited
14	Sarla Infrastructure Private Limited
<b>C Jointly Controlled entity</b>	
1	Golfinks Software Park Private Limited

## CONCLUSION

- Based on our review conducted as above, nothing has come to our attention that causes us to believe that the accompanying Condensed Consolidated Interim Ind AS Financial Statements have not been prepared in all material respects in accordance with the requirements of Ind AS 34, as prescribed in Rule 2(1)(a) of the Companies (Indian Accounting Standards) Rules, 2015 (as amended) and other accounting principles generally accepted in India, to the extent not inconsistent with REIT Regulations.

## EMPHASIS OF MATTER

- We draw attention to note 44(iv) to the Condensed Consolidated Interim Ind AS Financial Statements which refers to the uncertainty in relation to two pending cases, as regards Property tax dues aggregating to ₹3,418.89 million as at September 30, 2021

payable by MPPL, before judicial forums basis, previously raised demand notices by the local regulatory authority. Based on legal opinions obtained and pending outcome of such legal matter no provision has been made in these Condensed Consolidated Interim Ind AS Financial Statements. Our conclusion is not modified in respect to the above matter.

**For S.R. Batliboi & Associates LLP**

*Chartered Accountants*

ICAI Firm registration number: 101049W/E300004

*per Adarsh Ranka*

*Partner*

Membership No.: 209567

UDIN: 21209567AAAAGN4643

Place: Bengaluru, India

Date: 29 October 2021

## Condensed Consolidated Balance Sheet

(all amounts in ₹ million unless otherwise stated)

	Note	As at 30 September 2021 (Unaudited)	As at 31 March 2021 (Audited)
<b>ASSETS</b>			
<b>Non-current assets</b>			
Property, plant and equipment	3	21,746.36	22,067.35
Capital work-in-progress	4	6,578.27	4,739.47
Investment property	5	271,144.35	272,345.76
Investment property under development	8	12,448.60	8,968.79
Goodwill	6	64,045.35	63,946.24
Other intangible assets	7	14,943.77	15,924.64
Equity accounted investee	9	23,808.99	24,118.57
Financial assets			
- Other financial assets	10	4,047.06	4,839.80
Deferred tax assets (net)	23	61.43	48.84
Non-current tax assets (net)	11	1,151.95	1,095.27
Other non-current assets	12	18,026.07	18,383.62
<b>Total non-current assets</b>		<b>438,002.20</b>	<b>436,478.35</b>
<b>Current assets</b>			
Inventories	13	9.58	10.80
Financial assets			
- Trade receivables	14	268.85	473.16
- Cash and cash equivalents	15A	7,106.04	9,174.78
- Other bank balances	15B	192.65	253.75
- Other financial assets	16	3,250.72	4,057.38
Other current assets	17	724.67	395.34
<b>Total current assets</b>		<b>11,552.51</b>	<b>14,365.21</b>
<b>Total assets</b>		<b>449,554.71</b>	<b>450,843.56</b>
<b>EQUITY AND LIABILITIES</b>			
<b>EQUITY</b>			
Unit capital	18	2,88,262.11	2,88,262.11
Other equity	19	(23,975.87)	(17,331.44)
<b>Total equity</b>		<b>264,286.24</b>	<b>270,930.67</b>
<b>LIABILITIES</b>			
<b>Non-current liabilities</b>			
Financial liabilities			
- Borrowings	20	68,528.46	106,023.33
- Lease liabilities		310.89	314.52
- Other financial liabilities	21	3,930.14	4,435.05
Provisions	22	7.12	5.79
Deferred tax liabilities (net)	23	52,697.74	53,296.43
Other non-current liabilities	24	585.60	685.26
<b>Total non-current liabilities</b>		<b>126,059.95</b>	<b>164,760.38</b>
<b>Current liabilities</b>			
Financial liabilities			
- Borrowings	25	45,133.58	199.58
- Lease liabilities		20.35	20.35
- Trade payables	26		
- total outstanding dues of micro and small enterprises		104.68	48.27
- total outstanding dues of creditors other than micro and small enterprises		124.83	392.62
- Other financial liabilities	27	12,515.95	12,517.90
Provisions	28	3.12	1.89
Other current liabilities	29	1,191.87	1,872.13
Current tax liabilities (net)	30	114.14	99.77
<b>Total current liabilities</b>		<b>59,208.52</b>	<b>15,152.51</b>
<b>Total equity and liabilities</b>		<b>449,554.71</b>	<b>450,843.56</b>

**Significant accounting policies**

2

The accompanying notes referred to above are an integral part of these Condensed Consolidated Financial Statements.

As per our report of even date attached

for **S R Batliboi & Associates LLP**  
Chartered Accountants  
ICAI Firms registration number: 101049W/E300004

for and on behalf of the Board of Directors of  
**Embassy Office Parks Management Services Private Limited**  
(as Manager to Embassy Office Parks REIT)

per **Adarsh Ranka**  
Partner  
Membership number: 209567  
Place: Bengaluru  
Date: 29 October 2021

**Jitendra Virwani**  
Director  
DIN: 00027674  
Place: Bengaluru  
Date: 29 October 2021

**Tuhin Parikh**  
Director  
DIN: 00544890  
Place: Mumbai  
Date: 29 October 2021

## Condensed Consolidated Statement of Profit and Loss

(all amounts in ₹ million unless otherwise stated)

	Note	For the quarter ended 30 September 2021 (Unaudited)	For the quarter ended 30 June 2021 (Unaudited)	For the quarter ended 30 September 2020 (Unaudited)	For the half year ended 30 September 2021 (Unaudited)	For the half year ended 31 March 2021 (Audited)**	For the half year ended 30 September 2020 (Unaudited)	For the year ended 31 March 2021 (Audited)
<b>Income and gains</b>								
Revenue from operations	31	7,351.85	7,376.43	5,401.50	14,728.28	13,039.44	10,563.76	23,603.20
Interest	32	215.71	236.98	211.41	452.69	475.20	496.00	971.20
Other income	33	134.04	54.01	20.89	188.05	147.70	66.36	214.06
<b>Total Income</b>		<b>7,701.60</b>	<b>7,667.42</b>	<b>5,633.80</b>	<b>15,369.02</b>	<b>13,662.34</b>	<b>11,126.12</b>	<b>24,788.46</b>
<b>Expenses</b>								
Cost of materials consumed	34	20.75	6.11	4.86	26.86	29.60	5.95	35.55
Employee benefits expense	35	45.82	53.15	51.35	98.97	114.42	111.06	225.48
Operating and maintenance expenses	36	117.61	147.64	83.06	265.25	276.64	137.17	413.81
Repairs and maintenance	38	628.71	697.68	248.79	1,326.39	1,259.67	534.53	1,794.20
Valuation expenses		0.68	4.39	2.21	5.07	4.03	4.42	8.45
Audit fees		15.19	15.62	11.84	30.81	27.03	22.23	49.26
Insurance expenses		40.73	30.75	18.99	71.48	48.62	33.28	81.90
Investment management fees	43	239.38	242.34	173.51	481.72	399.51	348.63	748.14
Trustee fees		0.74	0.74	0.84	1.48	1.32	1.63	2.95
Legal and professional fees		141.79	140.47	55.76	282.26	98.39	192.79	291.18
Other expenses	37	397.63	320.93	252.93	718.56	946.92	497.41	1,444.33
<b>Total Expenses</b>		<b>1,649.03</b>	<b>1,659.82</b>	<b>904.14</b>	<b>3,308.85</b>	<b>3,206.15</b>	<b>1,889.10</b>	<b>5,095.25</b>
<b>Earnings before finance costs, depreciation, amortisation, impairment loss and tax</b>		<b>6,052.57</b>	<b>6,007.60</b>	<b>4,729.66</b>	<b>12,060.17</b>	<b>10,456.19</b>	<b>9,237.02</b>	<b>19,693.21</b>
Finance costs	39	2,208.37	2,073.31	1,437.33	4,281.68	3,643.02	2,809.87	6,452.89
Depreciation expense	40	1,500.36	1,466.37	1,153.44	2,966.73	2,647.61	2,292.54	4,940.15
Amortisation expense	40	493.40	491.46	39.74	984.86	687.58	79.24	766.82
Impairment loss	3,5,6	-	-	-	-	988.96	-	988.96
<b>Profit before share of profit of equity accounted investee and tax</b>		<b>1,850.44</b>	<b>1,976.46</b>	<b>2,099.15</b>	<b>3,826.90</b>	<b>2,489.02</b>	<b>4,055.37</b>	<b>6,544.39</b>
Share of profit after tax of equity accounted investee		211.41	251.51	245.51	462.92	503.59	490.89	994.48
<b>Profit before tax</b>		<b>2,061.85</b>	<b>2,227.97</b>	<b>2,344.66</b>	<b>4,289.82</b>	<b>2,992.61</b>	<b>4,546.26</b>	<b>7,538.87</b>
<b>Tax expense:</b>								
Current tax	41	441.84	449.42	392.75	891.26	869.14	779.92	1,649.06
Deferred tax charge/ (credit)	41	(340.83)	(270.50)	(373.74)	(611.33)	(492.02)	(601.70)	(1,093.72)
		<b>101.01</b>	<b>178.92</b>	<b>19.01</b>	<b>279.93</b>	<b>377.12</b>	<b>178.22</b>	<b>555.34</b>
<b>Profit for the period/ year</b>		<b>1,960.84</b>	<b>2,049.05</b>	<b>2,325.65</b>	<b>4,009.89</b>	<b>2,615.49</b>	<b>4,368.04</b>	<b>6,983.53</b>
<b>Items of other comprehensive income</b>								
Items that will not be reclassified subsequently to profit or loss								
- Remeasurements of defined benefit liability, net of tax		-	-	-	-	0.81	-	0.81
<b>Total comprehensive income attributable to Unitholders for the period/ year</b>		<b>1,960.84</b>	<b>2,049.05</b>	<b>2,325.65</b>	<b>4,009.89</b>	<b>2,616.30</b>	<b>4,368.04</b>	<b>6,984.34</b>
<b>Earnings per Unit</b>								
Basic, attributable to the Unitholders of the Trust	42	2.07	2.16	3.01	4.23	3.01	5.66	8.52
Diluted, attributable to the Unitholders of the Trust	42	2.07	2.16	3.01	4.23	3.01	5.66	8.52

\*\* Refer note 55.

**Significant accounting policies**

2

The accompanying notes referred to above are an integral part of these Condensed Consolidated Financial Statements.

As per our report of even date attached

for **S R Batliboi & Associates LLP**  
Chartered Accountants  
ICAI Firms registration number: 101049W/E300004

for and on behalf of the Board of Directors of  
**Embassy Office Parks Management Services Private Limited**  
(as Manager to Embassy Office Parks REIT)

per **Adarsh Ranka**  
Partner  
Membership number: 209567  
Place: Bengaluru  
Date: 29 October 2021

**Jitendra Virwani**  
Director  
DIN: 00027674  
Place: Bengaluru  
Date: 29 October 2021

**Tuhin Parikh**  
Director  
DIN: 00544890  
Place: Mumbai  
Date: 29 October 2021

## Condensed consolidated statement of cashflow

(all amounts in ₹ million unless otherwise stated)

	For the quarter ended 30 September 2021 (Unaudited)	For the quarter ended 30 June 2021 (Unaudited)	For the quarter ended 30 September 2020 (Unaudited)	For the half year ended 30 September 2021 (Unaudited)	For the half year ended 31 March 2021 (Audited)**	For the half year ended 30 September 2020 (Unaudited)	For the year ended 31 March 2021 (Audited)
<b>Cash flow from operating activities</b>							
Profit before share of profit of equity accounted investees and tax	1,850.44	1,976.46	2,099.15	3,826.90	2,489.02	4,055.37	6,544.39
<b>Adjustments for non-cash and other adjustments:</b>							
Depreciation expense	1,500.36	1,466.37	1,153.44	2,966.73	2,647.61	2,292.54	4,940.15
Amortisation expense	493.40	491.46	39.74	984.86	687.58	79.24	766.82
Assets no longer required, written off	-	-	-	-	1.16	-	1.16
Loss on sale of fixed assets	-	-	9.30	-	51.13	10.76	61.89
Allowance for credit loss	-	1.80	-	1.80	20.83	-	20.83
Liabilities no longer required written back	(97.98)	(4.84)	-	(102.82)	(0.09)	(4.59)	(4.68)
Profit on sale of mutual funds	(32.28)	(32.04)	(16.84)	(64.32)	(113.09)	(41.02)	(154.11)
Finance costs	2,208.37	2,073.31	1,437.33	4,281.68	3,643.02	2,809.87	6,452.89
Interest income	(215.71)	(236.98)	(190.79)	(452.69)	(407.45)	(463.76)	(871.21)
Fair value loss/(gain) on investment measured at FVTPL	-	-	-	-	-	3.00	3.00
Impairment loss recognised	-	-	-	-	988.96	-	988.96
<b>Operating profits before working capital changes</b>	<b>5,706.60</b>	<b>5,735.54</b>	<b>4,531.33</b>	<b>11,442.14</b>	<b>10,008.68</b>	<b>8,741.41</b>	<b>18,750.09</b>
<b>Working capital adjustments</b>							
- Inventories	0.59	0.63	1.15	1.22	0.37	1.65	2.02
- Trade receivables	109.92	115.09	24.31	225.01	(195.05)	27.48	(167.57)
- Loans and other financial assets (current and non-current)	609.96	929.77	(314.17)	1,539.73	195.79	(425.30)	(229.51)
- Other assets (current and non-current)	(196.93)	(178.40)	73.96	(375.33)	109.70	24.47	134.17
- Trade payables	107.57	(299.08)	12.48	(191.51)	238.82	(61.54)	177.28
- Other financial liabilities (current and non-current)	(167.09)	(185.16)	(165.66)	(352.25)	(222.75)	6.15	(216.60)
- Other liabilities and provisions (current and non-current)	(154.79)	(622.57)	33.08	(777.36)	690.78	120.82	811.60
<b>Cash generated from operating activities before taxes</b>	<b>6,015.83</b>	<b>5,495.82</b>	<b>4,196.48</b>	<b>11,511.65</b>	<b>10,826.34</b>	<b>8,435.14</b>	<b>19,261.48</b>
Taxes (paid)/ received (net)	(500.37)	(433.15)	(133.21)	(933.52)	(170.87)	(385.67)	(556.54)
<b>Cash generated from operating activities</b>	<b>5,515.46</b>	<b>5,062.67</b>	<b>4,063.27</b>	<b>10,578.13</b>	<b>10,655.47</b>	<b>8,049.47</b>	<b>18,704.94</b>
<b>Cash flow from investing activities</b>							
(Investments)/ redemption of deposits with banks (net)	102.89	(62.08)	82.14	40.81	350.23	202.08	552.31
(Investments)/ redemption in mutual funds (net)	32.28	32.04	16.84	64.32	113.09	11,587.23	11,700.32
Repayment of investment in debentures	-	-	256.48	-	-	724.38	724.38
Payment for purchase of Investment Property, Property, Plant and Equipment and Intangibles including Capital Work-in-progress and Investment Property under Development	(3,166.16)	(2,948.02)	(1,239.86)	(6,114.18)	(5,548.83)	(2,128.86)	(7,677.69)
Payment for acquisition of ETV business	-	-	-	-	(32,804.45)	-	(32,804.45)
Payment for acquisition of CAM business in EOPPL and MPPL	-	-	-	-	(4,730.21)	-	(4,730.21)
Dividend received	450.00	300.00	175.00	750.00	650.00	265.00	915.00
Interest received	197.69	235.85	191.45	433.54	439.28	467.75	907.03
<b>Net cash flow generated from / (used in) investing activities</b>	<b>(2,383.30)</b>	<b>(2,442.21)</b>	<b>(517.95)</b>	<b>(4,825.51)</b>	<b>(41,530.89)</b>	<b>11,117.58</b>	<b>(30,413.31)</b>

## Condensed consolidated statement of cashflow (continued)

(all amounts in ₹ million unless otherwise stated)

	For the quarter ended 30 September 2021 (Unaudited)	For the quarter ended 30 June 2021 (Unaudited)	For the quarter ended 30 September 2020 (Unaudited)	For the half year ended 30 September 2021 (Unaudited)	For the half year ended 31 March 2021 (Audited)**	For the half year ended 30 September 2020 (Unaudited)	For the year ended 31 March 2021 (Audited)
<b>Cash flow from financing activities</b>							
Interest paid	(1,225.91)	(1,180.67)	(316.01)	(2,406.58)	(3,098.39)	(600.36)	(3,698.75)
Repayments of borrowings	(1,139.31)	(5,177.41)	(6,809.82)	(6,316.72)	(33,593.71)	(6,858.11)	(40,451.82)
Proceeds from borrowings, (net of issue expenses)	5,009.80	6,609.43	7,855.53	11,619.23	36,107.81	8,195.68	44,303.50
Proceeds from issue of units	-	-	-	-	36,852.02	-	36,852.02
Transaction costs related to issue of units	(42.06)	-	-	(42.06)	(834.93)	-	(834.93)
Cash used in distribution to Unitholders	(5,346.20)	(5,308.37)	(4,498.44)	(10,654.57)	(8,555.89)	(9,815.03)	(18,370.92)
Payment of lease liabilities	(20.66)	-	(27.83)	(20.66)	(0.87)	(27.83)	(28.70)
Security deposits received	-	-	-	-	-	1.00	1.00
<b>Net cash (used in) / generated from financing activities</b>	<b>(2,764.34)</b>	<b>(5,057.02)</b>	<b>(3,796.57)</b>	<b>(7,821.36)</b>	<b>26,876.05</b>	<b>(9,104.65)</b>	<b>17,771.40</b>
<b>Net increase/ (decrease) in cash and cash equivalents</b>	<b>367.82</b>	<b>(2,436.56)</b>	<b>(215.25)</b>	<b>(2,068.74)</b>	<b>(3,999.37)</b>	<b>10,062.40</b>	<b>6,063.03</b>
<b>Cash and cash equivalents at the beginning of the period</b>	<b>6,738.22</b>	<b>9,174.78</b>	<b>13,425.40</b>	<b>9,174.78</b>	<b>13,174.15</b>	<b>3,111.75</b>	<b>3,111.75</b>
<b>Cash and cash equivalents at the end of the period</b>	<b>7,106.04</b>	<b>6,738.22</b>	<b>13,174.15</b>	<b>7,106.04</b>	<b>9,174.78</b>	<b>13,174.15</b>	<b>9,174.78</b>
Components of cash and cash equivalents (refer note 15A)							
Cash in hand	0.71	0.69	0.69	0.71	0.69	0.69	0.69
Balances with banks							
- in current accounts	7,062.52	6,705.11	13,172.64	7,062.52	9,068.79	13,172.64	9,068.79
- in escrow accounts	21.45	30.43	0.82	21.45	105.30	0.82	105.30
- in fixed deposits	21.36	1.99	-	21.36	-	-	-
	<b>7,106.04</b>	<b>6,738.22</b>	<b>13,174.15</b>	<b>7,106.04</b>	<b>9,174.78</b>	<b>13,174.15</b>	<b>9,174.78</b>

\*\* Refer note 55.

Significant accounting policies (refer note 2)

In the previous year ended 31 March 2021, the Trust has issued 64,893,000 units through preferential allotment in exchange for acquisition of 40% stake in VTPL. The same has not been reflected in Consolidated Statement of Cash Flows since it was a non-cash transaction.

The accompanying notes referred to above are an integral part of these Condensed Consolidated Financial Statements.

As per our report of even date attached

for **S R Batliboi & Associates LLP**  
Chartered Accountants  
ICAI Firms registration number: 101049W/E300004

per **Adarsh Ranka**  
Partner  
Membership number: 209567  
Place: Bengaluru  
Date: 29 October 2021

for and on behalf of the Board of Directors of  
**Embassy Office Parks Management Services Private Limited**  
(as Manager to Embassy Office Parks REIT)

**Jitendra Virwani**  
Director  
DIN: 00027674  
Place: Bengaluru  
Date: 29 October 2021

**Tuhin Parikh**  
Director  
DIN: 00544890  
Place: Mumbai  
Date: 29 October 2021

## Condensed Consolidated Statement of Changes in Unitholder's Equity

(all amounts in ₹ million unless otherwise stated)

### A. UNIT CAPITAL

	No in Million	Amount
<b>Balance as on 1 April 2020</b>	<b>771.67</b>	<b>229,120.96</b>
Units issued during the year (refer Note 18)	176.23	59,999.35
Less: Issue expenses (refer Note 18)	-	(858.20)
<b>Balance as at 31 March 2021</b>	<b>947.90</b>	<b>288,262.11</b>
<b>Balance as on 1 April 2021</b>	<b>947.90</b>	<b>288,262.11</b>
Changes during the period	-	-
<b>Balance as at 30 September 2021</b>	<b>947.90</b>	<b>288,262.11</b>

### B. OTHER EQUITY

Particulars	Retained Earnings
<b>Balance as on 1 April 2020</b>	<b>(5,943.12)</b>
Add: Profit for the year ended 31 March 2021	6,983.53
Add: Other Comprehensive Income for the year ended 31 March 2021	0.81
Less: Distribution to Unitholders during the year ended 31 March 2021**	(18,372.66)
<b>Balance as at 31 March 2021</b>	<b>(17,331.44)</b>
<b>Balance as on 1 April 2021</b>	<b>(17,331.44)</b>
Add: Profit for the period ended 30 September 2021	4,009.89
Add: Other Comprehensive Income for the period ended 30 September 2021	-
Less: Distribution to Unitholders during the period ended 30 September 2021***	(10,654.32)
<b>Balance as at 30 September 2021</b>	<b>(23,975.87)</b>

\* The distributions made by Trust to its Unitholders are based on the Net Distributable Cash flows (NDCF) of Embassy Office Parks REIT under the REIT Regulations which includes repayment of debt by SPVs to Embassy REIT.

^ The distribution for year ended 31 March 2021 does not include the distribution relating to the quarter ended 31 March 2021, as the same was paid subsequent to the year ended 31 March 2021.

^^ The distribution for period ended 30 September 2021 does not include the distribution relating to the quarter ended 30 September 2021, as the same will be paid subsequently.

As per our report of even date attached

for **S R Batliboi & Associates LLP**  
Chartered Accountants  
ICAI Firms registration number: 101049W/E300004

for and on behalf of the Board of Directors of  
**Embassy Office Parks Management Services Private Limited**  
(as Manager to Embassy Office Parks REIT)

per **Adarsh Ranka**  
Partner  
Membership number: 209567  
Place: Bengaluru  
Date: 29 October 2021

**Jitendra Virwani**  
Director  
DIN: 00027674  
Place: Bengaluru  
Date: 29 October 2021

**Tuhin Parikh**  
Director  
DIN: 00544890  
Place: Mumbai  
Date: 29 October 2021

## Consolidated Statement of Net Assets at fair value

Disclosure pursuant to SEBI circular No. CIR/IMD/DF/146/2016

(all amounts in ₹ million unless otherwise stated)

### A) STATEMENT OF NET ASSETS AT FAIR VALUE

S. No	Particulars	Unit of measurement	As at 30 September 2021		As at 31 March 2021	
			Book Value	Fair value	Book Value	Fair value
A	Assets	₹ in millions	449,554.71	554,163.62	450,843.56	547,870.38
B	Liabilities	₹ in millions	185,268.47	186,138.34	179,912.89	180,520.80
C	Net Assets (A-B)	₹ in millions	<b>264,286.24</b>	<b>368,025.28</b>	<b>270,930.67</b>	<b>367,349.58</b>
D	No. of units	Numbers	947,893,743	947,893,743	947,893,743	947,893,743
E	NAV (C/D)	₹	<b>278.81</b>	<b>388.26</b>	<b>285.82</b>	<b>387.54</b>

#### Notes:

##### 1) Measurement of fair values:

The fair value of investment property, investment property under development (including capital advances), property, plant and equipment (relating to the hotel property in UPPL and QBPL, and the solar power plant in EEPL); capital work-in-progress (relating to the proposed hotel to be developed in MPPL and ETV); intangibles and the investment in GLSP as at 30 September 2021 and 31 March 2021 has been determined by iVAS Partners, independent external property valuers appointed under Regulation 21 of REIT regulations, having appropriately recognised professional qualifications and recent experience in the location and category of the properties being valued in conjunction with value assessment services undertaken by CBRE.

##### Valuation technique

The fair value measurement for all the investment property, investment property under development, property plant and equipment, intangibles and capital work-in-progress has been categorized as a Level 3 fair value based on the inputs to the valuation technique used.

The valuers have followed a Discounted Cash Flow method. The valuation model considers the present value of net cash flows to be generated from the respective properties, taking into account the expected rental growth rate, vacancy period, occupancy rate, average room rent, lease incentive costs and blended tariff rates. The expected net cash flows are discounted using the risk adjusted discount rates. Among other factors, the discount rate estimation considers the quality of a building and its location (prime vs secondary), tenant credit quality and lease terms, seasonality in sustaining a stable average room rent and occupancy for the hotels.

Given the COVID-19 related uncertainties, the independent valuers have, as a precautionary measure, referenced material valuation uncertainty in arriving at their valuation as at 30 September 2021 and 31 March 2021.

##### 2) Property wise break up of Fair value of Assets as at 30 September 2021 is as follows:

Particulars	Fair value of investment property, investment property under development, property, plant and equipment, capital work-in-progress and intangibles*	Other assets at book value (***) (Note i)	Total assets	Total liabilities to be considered (Note ii)	Asset wise NAV	Book value of assets
<b>100% owned assets</b>						
MPPL	183,145.61	2,318.28	185,463.89	18,685.99	166,777.90	129,997.34
EPTPL	21,628.06	723.07	22,351.13	2,267.30	20,083.83	21,537.29
UPPL	3,965.00	106.13	4,071.13	435.05	3,636.08	4,310.20
EEPL	9,143.82	87.78	9,231.60	186.88	9,044.72	9,124.64
GSPL	9,110.77	72.72	9,183.49	451.97	8,731.52	5,886.03
ETPL	13,845.33	64.21	13,909.54	433.11	13,476.43	9,914.79
OBPPL	23,335.94	257.46	23,593.40	1,638.30	21,955.10	15,273.79
QBPPL	10,001.26	206.73	10,207.99	228.70	9,979.29	8,900.13
QBPL	24,426.38	2,019.77	26,446.15	597.62	25,848.53	21,976.66
VCPPPL	17,028.18	108.86	17,137.04	632.56	16,504.48	12,778.07
IENMPL	18,109.57	138.42	18,247.99	992.46	17,255.53	14,346.61
ETV	113,219.96	4,062.77	117,282.73	19,368.33	97,914.40	101,363.90
Trust	-	70,336.27	70,336.27	140,220.07	(69,883.80)	70,336.27
<b>Total</b>	<b>446,959.87</b>	<b>80,502.47</b>	<b>527,462.34</b>	<b>186,138.34</b>	<b>341,324.00</b>	<b>425,745.72</b>
Investment in GLSP **	26,701.28	-	26,701.28	-	26,701.28	23,808.99
	<b>473,661.15</b>	<b>80,502.47</b>	<b>554,163.62</b>	<b>186,138.34</b>	<b>368,025.28</b>	<b>449,554.71</b>

## Consolidated Statement of Net Assets at fair value

Disclosure pursuant to SEBI circular No. CIR/IMD/DF/146/2016

(all amounts in ₹ million unless otherwise stated)

### A) STATEMENT OF NET ASSETS AT FAIR VALUE (CONTINUED)

#### 3) Property wise break up of Fair value of Assets as at 31 March 2021 is as follows:

Particulars	Fair value of investment property, investment property under development, property, plant and equipment, capital work-in-progress and intangibles*	Other assets at book value (***) (Note i)	Total assets	Total liabilities to be considered (Note ii)	Asset wise NAV	Book value of assets
<b>100% owned assets</b>						
MPPL	177,919.67	2,603.26	180,522.93	17,834.79	162,688.14	127,895.25
EPTPL	22,826.71	683.03	23,509.74	1,558.85	21,950.89	20,945.88
UPPL	3,995.09	95.81	4,090.90	511.71	3,579.19	4,373.13
EEPL	9,302.43	209.30	9,511.73	233.26	9,278.47	9,497.45
GSPL	9,028.07	93.46	9,121.53	407.84	8,713.69	5,991.18
ETPL	13,889.21	747.96	14,637.17	445.50	14,191.67	10,691.63
OBPPL	23,693.70	278.31	23,972.01	1,490.32	22,481.69	15,173.26
QBPL	10,413.56	210.21	10,623.77	230.24	10,393.53	8,952.98
QBPL	24,540.65	1,820.61	26,361.26	574.77	25,786.49	22,001.73
VCPPPL	16,913.95	157.30	17,071.25	621.69	16,449.56	12,961.31
IENMPL	18,402.62	137.83	18,540.45	959.47	17,580.98	14,418.34
ETV Assets	107,073.00	5,316.67	112,389.67	20,466.09	91,923.58	102,762.99
Trust	-	71,059.86	71,059.86	135,186.27	(64,126.41)	71,059.86
<b>Total</b>	<b>437,998.66</b>	<b>83,413.61</b>	<b>521,412.27</b>	<b>180,520.80</b>	<b>340,891.47</b>	<b>426,724.99</b>
Investment in GLSP **	26,458.11	-	26,458.11	-	26,458.11	24,118.57
	<b>464,456.77</b>	<b>83,413.61</b>	<b>547,870.38</b>	<b>180,520.80</b>	<b>367,349.58</b>	<b>450,843.56</b>

\* Fair values of investment property, investment property under development, property, plant and equipment, intangibles, capital work in progress and investment in GLSP as at 30 September 2021 and 31 March 2021 as disclosed above are solely based on the fair valuation report of iVAS Partners, independent external property valuers appointed under Regulation 21 of REIT regulations, having appropriately recognised professional qualifications and recent experience in the location and category of the properties being valued in conjunction with value assessment services undertaken by CBRE.

For the purpose of fair valuation of assets, the Embassy Office Parks Group has fair valued its investment property, investment property under development (including capital advances), property, plant and equipment (relating to the hotel property in UPPL and QBPL, and the solar power plant in EEPL); capital work-in-progress (relating to the proposed hotel to be developed in MPPL and ETV); intangibles and the investment in GLSP.

\*\* Fair value of equity investments in GLSP has been done based on equity valuation method proportionate to stake held in GLSP.

\*\*\* Other assets at book value include Goodwill of ₹64,045.35 million on book value basis (net off impairment loss, refer note 6). The Goodwill of ₹64,045.35 million (31 March 2021: ₹63,946.24 million) mainly arises on account of requirement to value individual assets and liabilities acquired on business combination at fair values using an approach as more fully described in note 49 as well as the requirement to recognise deferred tax liability of ₹53,207.28 million (31 March 2021: ₹53,207.28 million), calculated as a difference between the tax effect of the fair value of the acquired assets and liabilities and their tax bases.

Notes:

(i) Other assets includes cash and cash equivalents and other working capital balances which are not factored in the discounted cashflow method used in determining the fair value of investment property, investment property under development, property, plant and equipment, capital work-in-progress and intangibles.

(ii) Total liabilities includes all liabilities except lease liability.

As per our report of even date attached

for **S R Batliboi & Associates LLP**  
Chartered Accountants  
ICAI Firms registration number: 101049W/E300004

for and on behalf of the Board of Directors of  
**Embassy Office Parks Management Services Private Limited**  
(as Manager to Embassy Office Parks REIT)

per **Adarsh Ranka**  
Partner  
Membership number: 209567  
Place: Bengaluru  
Date: 29 October 2021

**Jitendra Virwani**  
Director  
DIN: 00027674  
Place: Bengaluru  
Date: 29 October 2021

**Tuhin Parikh**  
Director  
DIN: 00544890  
Place: Mumbai  
Date: 29 October 2021

## Consolidated Statement of Total Returns at Fair value

Disclosure pursuant to SEBI circular No. CIR/IMD/DF/146/2016

(all amounts in ₹ million unless otherwise stated)

### B) STATEMENT OF TOTAL RETURNS AT FAIR VALUE

S. No	Particulars	For the half year ended 30 September 2021	For the half year ended 31 March 2021	For the half year ended 30 September 2020	For the year ended 31 March 2021
A	Total comprehensive income	4,009.89	2,616.30	4,368.04	6,984.34
B	Add : Changes in fair value not recognised in total comprehensive income (refer notes below)	3,384.10	10,965.13	4,003.72	14,968.85
<b>C (A+B)</b>	<b>Total Return</b>	<b>7,393.99</b>	<b>13,581.43</b>	<b>8,371.76</b>	<b>21,953.19</b>

Notes:

- In the above statement, changes in fair value for the half year ended 30 September 2021 and year ended 31 March 2021 has been computed based on the difference in fair values of investment property, investment property under development, property, plant and equipment (relating to the hotel property in UPPL and QBPL, and the solar power plant in EEPL); capital work-in-progress (relating to the proposed hotel to be developed in MPPL and ETV); intangibles and investment in GLSP as at 30 September 2021 as compared with the values as at 31 March 2021, net of cash spent on construction during the period. The fair values of the afore-mentioned assets as at 30 September 2021 and 31 March 2021 are solely based on the valuation report of iVAS Partners, independent external property valuers appointed under Regulation 21 of REIT regulations, having appropriately recognised professional qualifications and recent experience in the location and category of the properties being valued in conjunction with value assessment services undertaken by CBRE.
- ETV assets were acquired on 24 December 2020 and accordingly the statement of total returns at fair value does not include any difference in fair values of Investment Property, Investment property under development, Property, Plant and Equipment and Capital Work-in-progress and intangibles for ETV assets for the year ended 31 March 2021.

As per our report of even date attached

for **S R Batliboi & Associates LLP**  
Chartered Accountants  
ICAI Firms registration number: 101049W/E300004

for and on behalf of the Board of Directors of  
**Embassy Office Parks Management Services Private Limited**  
(as Manager to Embassy Office Parks REIT)

per **Adarsh Ranka**  
Partner  
Membership number: 209567  
Place: Bengaluru  
Date: 29 October 2021

**Jitendra Virwani**  
Director  
DIN: 00027674  
Place: Bengaluru  
Date: 29 October 2021

**Tuhin Parikh**  
Director  
DIN: 00544890  
Place: Mumbai  
Date: 29 October 2021

## Disclosure pursuant to SEBI circular No. CIR/IMD/DF/146/2016

(all amounts in ₹ million unless otherwise stated)

### ADDITIONAL DISCLOSURES AS REQUIRED BY PARAGRAPH 6 TO SEBI CIRCULAR NO. CIR/IMD/DF/146/2016

#### NET DISTRIBUTABLE CASH FLOWS (NDCF) PURSUANT TO GUIDANCE UNDER PARAGRAPH 6 TO SEBI CIRCULAR NO. CIR/IMD/DF/146/2016

##### (i) Embassy Office Parks REIT- Standalone

SI No	Particulars	For the quarter ended 30 September 2021	For the quarter ended 30 June 2021	For the half year ended 30 September 2021
1	Cash flows received from SPVs/Holdcos and Investment Entity in the form of:			
	• Interest	1,849.67	1,821.86	3,671.53
	• Dividends (net of applicable taxes)	2,455.00	2,425.00	4,880.00
	• Repayment of Shareholder Debt (to the extent not repaid through debt or equity)	1,910.46	1,935.00	3,845.46
	• Proceeds from buy-backs/ capital reduction (net of applicable taxes)	-	-	-
2	Add: Proceeds from sale of real estate investments, real estate assets or sale of shares of SPVs/Holdcos/ Investment Entity adjusted for the following:			
	• Applicable capital gains and other taxes	-	-	-
	• Related debts settled or due to be settled from sale proceeds	-	-	-
	• Directly attributable transaction costs	-	-	-
	• Proceeds reinvested or planned to be reinvested as per Regulation 18(16)(d) or any other relevant provisions of the REIT Regulations	-	-	-
3	Add: Proceeds from sale of real estate investments, real estate assets or sale of shares of SPVs/ Holdcos/ Investment Entity not distributed pursuant to an earlier plan to re-invest as per Regulation 18(16)(d) or any other relevant provisions of the REIT Regulations, if such proceeds are not intended to be invested subsequently	-	-	-
4	Add: Any other income at the Embassy REIT level not captured herein	18.24	17.70	35.94
5	Less: Any other expense at the Embassy REIT level, and not captured herein (excluding acquisition related costs)	(36.99)	(16.49)	(53.48)
6	Less: Any fees, including but not limited to:			
	• Trustee fees	(0.74)	(0.74)	(1.48)
	• REIT Management fees (to the extent not paid in Units)	(63.53)	(74.38)	(137.91)
	• Valuer fees	(0.67)	(4.40)	(5.07)
	• Legal and professional fees	(23.71)	(29.21)	(52.92)
	• Trademark license fees	(0.36)	(0.35)	(0.71)
	• Secondment fees	(0.38)	(0.40)	(0.78)
7	Less: Debt servicing (including principal, interest, redemption premium etc) of external debt at the Embassy REIT level, to the extent not paid through debt or equity (refer note 2 below)	(725.71)	(717.82)	(1,443.53)
8	Less: Income tax (net of refund) and other taxes (if applicable) at the standalone Embassy REIT level	(13.13)	(6.13)	(19.26)
	<b>Net Distributable Cash Flows at REIT level</b>	<b>5,368.15</b>	<b>5,349.64</b>	<b>10,717.79</b>

## Disclosure pursuant to SEBI circular No. CIR/IMD/DF/146/2016

(all amounts in ₹ million unless otherwise stated)

##### Notes:

- The Board of Directors of the Manager to the Trust, in their meeting held on 29 October 2021, have declared distribution to Unitholders of ₹5.66 per unit which aggregates to ₹5,365.08 million for the quarter ended 30 September 2021. The distributions of ₹5.66 per unit comprises ₹1.14 per unit in the form of interest payment, ₹2.54 per unit in the form of dividend and the balance ₹1.98 per unit in the form of amortization of SPV debt.

Along with distribution of ₹5,346.12 million/ ₹5.64 per unit for the quarter ended 30 June 2021, the cumulative distribution for the half year ended 30 September 2021 aggregates to ₹10,711.20 million/ ₹ 11.30 per unit.

- Interest accrued but not due on borrowings as at the quarter end are not considered for the purpose of distributions.
- NDCF for the quarter and period ended 30 September 2021 is computed in accordance with the revised NDCF framework. The Manager has made certain clarificatory amendments to the NDCF framework under the Distribution Policy to ensure that there is no ambiguity in computing the NDCF at Embassy REIT and SPV/Holdco level. The amended framework is approved by a special majority in the Unitholder's Meeting held on 8 July 2021 and is effective from 1 April 2021.

As per our report of even date attached

for **S R Batliboi & Associates LLP**

Chartered Accountants

ICAI Firms registration number: 101049W/E300004

for and on behalf of the Board of Directors of

**Embassy Office Parks Management Services Private Limited**

(as Manager to Embassy Office Parks REIT)

per **Adarsh Ranka**

Partner

Membership number: 209567

Place: Bengaluru

Date: 29 October 2021

**Jitendra Virwani**

Director

DIN: 00027674

Place: Bengaluru

Date: 29 October 2021

**Tuhin Parikh**

Director

DIN: 00544890

Place: Mumbai

Date: 29 October 2021



# Disclosure pursuant to SEBI circular No. CIR/IMD/DF/146/2016

(all amounts in ₹ million unless otherwise stated)

## ADDITIONAL DISCLOSURES AS REQUIRED BY PARAGRAPH 6 TO SEBI CIRCULAR NO. CIR/IMD/DF/146/2016

### NET DISTRIBUTABLE CASH FLOWS (NDCF) PURSUANT TO GUIDANCE UNDER PARAGRAPH 6 TO SEBI CIRCULAR NO. CIR/IMD/DF/146/2016

#### (i) Embassy Office Parks REIT- Standalone

SI No	Particulars	For the quarter ended 30 September 2020	For the half year ended 31 March 2021	For the half year ended 30 September 2020	For the year ended 31 March 2021
1	Cash flows received from SPVs and investment entity in the form of:				
	• Interest	1,499.05	3,869.04	3,208.86	7,077.90
	• Dividends (net of applicable taxes)	335.00	2,158.76	623.00	2,781.76
	• Repayment of Shareholder Debt	2,512.12	4,566.25	5,174.24	9,740.49
	• Proceeds from buy-backs/ capital reduction (net of applicable taxes)	-	-	-	-
2	Add: Proceeds from sale of investments, assets or sale of shares of SPVs adjusted for the following:				
	• Applicable capital gains and other taxes	-	-	-	-
	• Related debts settled or due to be settled from sale proceeds	-	-	-	-
	• Directly attributable transaction costs	-	-	-	-
	• Proceeds reinvested or planned to be reinvested as per Regulation 18(16)(d) of the REIT Regulations	-	-	-	-
3	Add: Proceeds from sale of investments, assets or sale of shares of SPVs not distributed pursuant to an earlier plan to re-invest as per Regulation 18(16)(d) of the REIT Regulations, if such proceeds are not intended to be invested subsequently	-	-	-	-
4	Add: Any other income of the Trust and not captured herein	15.56	39.56	50.14	89.70
5	Less: Any other expense accruing at the Trust level and not captured herein	(15.22)	(57.51)	(36.05)	(93.56)
6	Less: Any fees, including but not limited to:				
	• Trustee fees	(0.83)	(1.32)	(1.63)	(2.95)
	• REIT Management fees	(54.85)	(98.77)	(113.46)	(212.23)
	• Valuer fees	(2.22)	(4.02)	(4.43)	(8.45)
	• Legal and professional fees	(15.86)	57.40	(121.93)	(64.53)
	• Trademark license fees	(0.36)	(0.71)	(0.71)	(1.42)
	• Secondment fees	(0.36)	(0.71)	(0.71)	(1.42)
7	Less: Debt servicing				
	• Interest on external debt	(33.99)	(880.45)	(33.99)	(914.44)
	• Repayment of external debt	-	-	-	-
8	Less: Income tax (net of refund) and other taxes paid (as applicable)	(8.95)	(15.39)	(19.26)	(34.65)
	<b>Net Distributable Cash Flows at REIT level</b>	<b>4,229.09</b>	<b>9,632.14</b>	<b>8,724.07</b>	<b>18,356.20</b>

#### Notes:

- Repayment of short-term construction debt given to SPVs and interest accrued but not due on borrowings as at the period/year end are not considered for the purpose of distributions.
- Repayment of external debt, to the extent it is by way of refinancing, is not considered for the purpose of computation of NDCF.
- NDCF computed till 31 March 2021 is in accordance with the NDCF framework under the Distribution Policy as approved in the Offer Document by the Unitholders.

As per our report of even date attached

for **S R Batliboi & Associates LLP**  
Chartered Accountants  
ICAI Firms registration number: 101049W/E300004

per **Adarsh Ranka**  
Partner  
Membership number: 209567  
Place: Bengaluru  
Date: 29 October 2021

for and on behalf of the Board of Directors of  
**Embassy Office Parks Management Services Private Limited**  
(as Manager to Embassy Office Parks REIT)

**Jitendra Virwani**  
Director  
DIN: 00027674  
Place: Bengaluru  
Date: 29 October 2021

**Tuhin Parikh**  
Director  
DIN: 00544890  
Place: Mumbai  
Date: 29 October 2021

## Disclosure pursuant to SEBI circular No. CIR/IMD/DF/146/2016

### ADDITIONAL DISCLOSURES AS REQUIRED BY PARAGRAPH 6 TO SEBI CIRCULAR NO. CIR/IMD/DF/146/2016

### NET DISTRIBUTABLE CASH FLOWS (NDCF) PURSUANT TO GUIDANCE UNDER PARAGRAPH 6 TO SEBI CIRCULAR NO. CIR/IMD/DF/146/2016

#### (ii) Calculation of net distributable cash flows at each Asset SPV and HoldCo

For the quarter ended 30 September 2021 for distribution

(all amounts in ₹ million unless otherwise stated)

SI No	Particulars	EPTPL	MPPL	EEPL	UPPL	ETPL	GSPL	IENMPL	OBPPL	QBPL	QBPL	VCPL	VTPL	EOVPL	SIPL	Total
1	Profit/(loss) after tax as per Statement of Profit and Loss (standalone) (A)	56.06	1,226.93	44.00	(94.66)	94.25	49.75	102.33	(24.60)	(184.57)	47.09	32.91	144.27	(279.93)	(24.07)	1,189.76
	Adjustment:															
2	Add/(Less): Non-cash and other adjustments as per the Statement of Profit and Loss, including but not limited to:															
	• Depreciation, amortisation and impairment	124.45	550.33	91.17	57.19	50.75	25.95	60.75	79.53	89.17	15.29	39.05	289.28	230.00	-	1,702.91
	• Assets written off or liabilities written back	-	-	-	(0.01)	(5.09)	(2.32)	(0.25)	(1.42)	(3.80)	-	(0.96)	(1.19)	-	-	(15.04)
	• Current tax charge as per Statement of Profit and Loss	9.33	252.98	11.57	1.10	34.00	20.22	42.84	-	1.47	8.77	26.00	25.76	-	-	434.04
	• Deferred tax	(2.92)	(123.51)	18.79	(33.22)	1.59	(2.40)	(5.78)	(13.12)	(496.40)	4.86	(9.16)	91.67	-	(9.96)	(579.56)
	• MAT adjustments	(9.33)	126.47	(11.56)	-	-	-	-	-	304.23	(8.92)	-	(47.49)	-	-	353.40
	• Ind AS adjustments (straight lining, effective interest for finance costs, straight lining of security deposits etc)	7.12	40.41	-	-	(5.89)	0.95	12.94	6.86	1.20	(2.19)	21.52	25.08	-	(13.56)	94.44
	• Acquisition related costs	-	-	-	-	-	-	-	-	-	-	-	-	-	-	-
3	Add: Interest on Shareholders Debt from Embassy REIT, charged to Statement of Profit and Loss	120.28	824.24	181.92	56.77	26.57	59.16	94.23	210.37	380.30	79.41	126.95	688.92	-	15.79	2,864.91
4	Add/(Less): Loss/(gain) on sale of real estate investments, real estate assets or shares of SPVs/ Holdcos or Investment Entity	-	-	-	-	-	-	-	-	-	-	-	-	-	-	-
5	Add: Proceeds from sale of real estate investments, real estate assets or shares of SPVs/ Holdcos or Investment Entity adjusted for the following:															
	• Applicable capital gains and other taxes	-	-	-	-	-	-	-	-	-	-	-	-	-	-	-

## Disclosure pursuant to SEBI circular No. CIR/IMD/DF/146/2016

ADDITIONAL DISCLOSURES AS REQUIRED BY PARAGRAPH 6 TO SEBI CIRCULAR NO. CIR/IMD/DF/146/2016

NET DISTRIBUTABLE CASH FLOWS (NDCF) PURSUANT TO GUIDANCE UNDER PARAGRAPH 6 TO SEBI CIRCULAR NO. CIR/IMD/DF/146/2016

(all amounts in ₹ million unless otherwise stated)

Sl No	Particulars	EPTPL	MPPL	EEPL	UPPL	ETPL	GSPPL	IENMPL	OBPPL	GBPL	QBPL	VCPPPL	VTPL	EOVPL	SIPL	Total
	• Related debts settled or due to be settled from sale proceeds	-	-	-	-	-	-	-	-	-	-	-	-	-	-	-
	• Directly attributable transaction costs	-	-	-	-	-	-	-	-	-	-	-	-	-	-	-
	• Proceeds reinvested or planned to be reinvested as per Regulation 18(16)(d) or any other relevant provisions of the REIT Regulations	-	-	-	-	-	-	-	-	-	-	-	-	-	-	-
6	Add: Proceeds from sale of real estate investments, real estate assets or sale of shares of SPVs/ Holdcos or Investment Entity not distributed pursuant to an earlier plan to re-invest as per Regulation 18(16)(d) or any other relevant provisions of the REIT Regulations, if such proceeds are not intended to be invested subsequently	(20.76)	(205.61)	(5.42)	(8.92)	(6.75)	33.11	(7.20)	40.27	22.19	(16.77)	70.95	456.72	47.19	266.26	665.26
7	Add/(Less): Other adjustments, including but not limited to net changes in security deposits, working capital, etc.	-	-	-	-	-	-	-	-	(7.14)	-	-	(18.75)	-	-	(25.89)
8	Less: External debt repayment to the extent not repaid through debt or equity	-	-	-	-	-	-	-	-	-	-	-	-	-	-	-
9	Add: Cash flow received from SPV and Investment Entity towards (applicable for Holdco only, to the extent not covered above):	-	-	-	-	-	-	-	-	-	-	-	-	-	-	-
	• Repayment of the debt in case of investments by way of debt	-	-	-	-	-	-	-	-	-	-	-	-	-	-	-
	• Proceeds from buy-backs/ capital reduction	-	-	-	-	-	-	-	-	-	-	-	-	-	-	-
10	Less: Income tax (net of refund) and other taxes paid (as applicable)	(14.79)	(248.05)	(20.77)	(0.38)	(40.27)	(18.97)	(48.83)	(10.32)	(1.28)	(13.56)	(33.52)	(35.83)	(0.25)	(0.13)	(486.95)
	<b>Total Adjustments (B)</b>	<b>213.38</b>	<b>1,217.26</b>	<b>265.70</b>	<b>72.53</b>	<b>54.91</b>	<b>115.70</b>	<b>148.70</b>	<b>312.17</b>	<b>289.94</b>	<b>66.89</b>	<b>240.83</b>	<b>1,474.17</b>	<b>276.94</b>	<b>258.40</b>	<b>5,007.52</b>
	<b>Net distributable Cash Flows at SPV Level C = (A+B)</b>	<b>269.44</b>	<b>2,444.19</b>	<b>309.70</b>	<b>(22.13)</b>	<b>149.16</b>	<b>165.45</b>	<b>251.03</b>	<b>287.57</b>	<b>105.37</b>	<b>113.98</b>	<b>273.74</b>	<b>1,618.44</b>	<b>(2.99)</b>	<b>234.33</b>	<b>6,197.28</b>

- Distribution of up to 90% of the above NDCF is required as per the REIT Regulations subject to compliance with the requirements of Companies Act, 2013.

## Disclosure pursuant to SEBI circular No. CIR/IMD/DF/146/2016

ADDITIONAL DISCLOSURES AS REQUIRED BY PARAGRAPH 6 TO SEBI CIRCULAR NO. CIR/IMD/DF/146/2016

NET DISTRIBUTABLE CASH FLOWS (NDCF) PURSUANT TO GUIDANCE UNDER PARAGRAPH 6 TO SEBI CIRCULAR NO. CIR/IMD/DF/146/2016

For the quarter ended 30 June 2021 for distribution

(all amounts in ₹ million unless otherwise stated)

Sl No	Particulars	EPTPL	MPPL	EEPL	UPPL	ETPL	GSPPL	IENMPL	OBPPL	GBPL	QBPL	VCPPPL	VTPL	EOVPL	SIPL	Total
1	<b>Profit/(loss) after tax as per Statement of Profit and Loss (standalone) (A)</b>	<b>44.43</b>	<b>1,165.93</b>	<b>50.99</b>	<b>(101.63)</b>	<b>111.69</b>	<b>51.28</b>	<b>115.64</b>	<b>(19.41)</b>	<b>(331.32)</b>	<b>59.86</b>	<b>76.02</b>	<b>48.81</b>	<b>(273.70)</b>	<b>(25.86)</b>	<b>972.73</b>
	<i>Adjustment:</i>															
2	Add/(Less): Non-cash and other adjustments as per the Statement of Profit and Loss, including but not limited to:															
	• Depreciation, amortisation and impairment	127.48	544.25	91.18	57.00	50.28	25.40	59.90	75.18	77.55	14.49	38.16	287.84	230.00	-	1,678.71
	• Assets written off or liabilities written back	-	-	-	(4.84)	-	-	-	-	-	-	-	1.80	-	-	(3.04)
	• Current tax charge as per Statement of Profit and Loss	7.00	238.99	12.59	-	48.00	26.26	43.30	-	-	11.45	21.00	33.27	-	-	441.86
	• Deferred tax	(4.10)	54.45	20.75	(36.21)	(3.17)	0.68	(1.58)	(8.76)	(70.65)	4.57	(2.56)	22.84	-	3.34	(20.40)
	• MAT adjustments	(7.00)	(126.47)	(12.16)	-	-	-	-	-	(10.55)	-	-	-	-	-	(156.18)
	• Ind AS adjustments (straight lining, effective interest for finance costs, straight lining of security deposits etc)	10.44	35.19	-	-	13.96	2.32	7.50	18.58	(3.23)	0.23	19.07	11.29	-	(18.47)	96.88
3	Acquisition related costs from Embassy REIT, charged to Statement of Profit and Loss	117.64	856.49	184.87	54.78	2.08	61.37	96.64	211.01	390.46	80.85	129.33	700.86	-	15.28	2,901.66
4	Add/(Less): Loss/(gain) on sale of real estate investments, real estate assets or shares of SPVs/Holdcos or Investment Entity	-	-	-	-	-	-	-	-	-	-	-	-	-	-	-
5	Add: Proceeds from sale of real estate investments, real estate assets or shares of SPVs/Holdcos or Investment Entity adjusted for the following:															
	• Applicable capital gains and other taxes	-	-	-	-	-	-	-	-	-	-	-	-	-	-	-
	• Related debts settled or due to be settled from sale proceeds	-	-	-	-	-	-	-	-	-	-	-	-	-	-	-

## Disclosure pursuant to SEBI circular No. CIR/IMD/DF/146/2016

ADDITIONAL DISCLOSURES AS REQUIRED BY PARAGRAPH 6 TO SEBI CIRCULAR NO. CIR/IMD/DF/146/2016

NET DISTRIBUTABLE CASH FLOWS (NDCF) PURSUANT TO GUIDANCE UNDER PARAGRAPH 6 TO SEBI CIRCULAR NO. CIR/IMD/DF/146/2016

(all amounts in ₹ million unless otherwise stated)

SI No	Particulars	EPTPL	MPPL	EEPL	UPPL	ETPL	GSPPL	IENMPL	OBPPL	QBPL	GBPPL	VCPPL	VTPL	EOVPL	SIPL	Total
	• Directly attributable transaction costs	-	-	-	-	-	-	-	-	-	-	-	-	-	-	-
	• Proceeds reinvested or planned to be reinvested as per Regulation 18(16)(d) or any other relevant provisions of the REIT Regulations	-	-	-	-	-	-	-	-	-	-	-	-	-	-	-
6	Add: Proceeds from sale of real estate investments, real estate assets or sale of shares of SPVs/ Holdcos or Investment Entity not distributed pursuant to an earlier plan to re-invest as per Regulation 18(16)(d) or any other relevant provisions of the REIT Regulations, if such proceeds are not intended to be invested subsequently	-	-	-	-	-	-	-	-	-	-	-	-	-	-	-
7	Add/(Less): Other adjustments, including but not limited to net changes in security deposits, working capital, etc.	32.81	(275.13)	13.73	5.78	6.05	18.58	55.26	(13.82)	16.94	20.75	22.51	468.78	44.52	276.68	<b>693.44</b>
8	Less: External debt repayment to the extent not repaid through debt or equity	-	-	-	-	-	-	-	-	-	-	-	(18.75)	-	-	<b>(18.75)</b>
9	Add: Cash flow received from SPV and Investment Entity towards (applicable for Holdco only, to the extent not covered above):	-	-	-	-	-	-	-	-	-	-	-	-	-	-	-
	• Repayment of the debt in case of investments by way of debt	-	-	-	-	-	-	-	-	-	-	-	-	-	-	-
	• Proceeds from buy-backs/ capital reduction	-	-	-	-	-	-	-	-	-	-	-	-	-	-	-
10	Less: Income tax (net of refund) and other taxes paid (as applicable)	(22.59)	(171.14)	(9.39)	(0.45)	(12.54)	(18.43)	(39.32)	6.57	(12.15)	(18.08)	(31.40)	(96.97)	(1.47)	-	<b>(427.36)</b>
	<b>Total Adjustments (B)</b>	<b>261.68</b>	<b>1,156.63</b>	<b>301.57</b>	<b>76.06</b>	<b>104.66</b>	<b>116.18</b>	<b>221.70</b>	<b>288.76</b>	<b>398.92</b>	<b>103.71</b>	<b>196.11</b>	<b>1,410.96</b>	<b>273.05</b>	<b>276.83</b>	<b>5,186.82</b>
	<b>Net distributable Cash Flows at SPV Level C = (A+B)</b>	<b>306.11</b>	<b>2,322.56</b>	<b>352.56</b>	<b>(25.57)</b>	<b>216.35</b>	<b>167.46</b>	<b>337.34</b>	<b>269.35</b>	<b>67.60</b>	<b>163.57</b>	<b>272.13</b>	<b>1,459.77</b>	<b>(0.65)</b>	<b>250.97</b>	<b>6,159.55</b>

- Distribution of up to 90% of the above NDCF is required as per the REIT Regulations subject to compliance with the requirements of Companies Act, 2013.

## Disclosure pursuant to SEBI circular No. CIR/IMD/DF/146/2016

ADDITIONAL DISCLOSURES AS REQUIRED BY PARAGRAPH 6 TO SEBI CIRCULAR NO. CIR/IMD/DF/146/2016

NET DISTRIBUTABLE CASH FLOWS (NDCF) PURSUANT TO GUIDANCE UNDER PARAGRAPH 6 TO SEBI CIRCULAR NO. CIR/IMD/DF/146/2016

For the quarter ended 30 September 2020 for distribution

(all amounts in ₹ million unless otherwise stated)

SI No	Particulars	EOPPL	MPPL	EEPL	UPPL	ETPL	GSPPL	IENMPL	OBPPL	QBPL	GBPPL	VCPPL	EPTPL	VTPL	EOVPL	SIPL	Total
1	<b>Profit/(loss) after tax as per Statement of Profit and Loss (standalone) (A)</b>	<b>182.43</b>	<b>1,031.47</b>	<b>(78.34)</b>	<b>(108.52)</b>	<b>105.88</b>	<b>37.32</b>	<b>100.93</b>	<b>(12.91)</b>	<b>(264.80)</b>	<b>82.33</b>	<b>65.75</b>	<b>(1.11)</b>	-	-	-	<b>1,140.43</b>
	<i>Adjustment:</i>																
2	Add/(Less): Non-cash adjustments and taxes, including but not limited to:																
	• Depreciation, amortisation and impairment	90.89	385.76	86.31	56.92	50.40	22.28	61.83	69.69	75.17	14.35	37.35	-	-	-	-	<b>950.95</b>
	• Assets written off or liabilities written back	-	-	-	-	-	-	(1.46)	-	-	-	-	-	-	-	-	<b>(1.46)</b>
	• Current tax charge as per Statement of Profit and Loss	56.06	215.52	-	-	43.72	28.46	11.76	(4.50)	-	15.32	14.00	-	-	-	-	<b>380.34</b>
	• Deferred tax	58.98	59.54	(30.17)	(38.78)	(1.23)	0.27	15.45	(0.05)	(40.88)	5.72	(2.55)	-	-	-	-	<b>26.30</b>
	• MAT adjustments as per Statement of Profit and Loss	(55.69)	(83.44)	-	-	-	-	-	4.50	-	(14.91)	-	-	-	-	-	<b>(149.54)</b>
	• Ind AS adjustments not considered in any other item above	0.51	(117.50)	-	-	11.55	3.88	(57.95)	(24.48)	0.06	(4.14)	7.93	-	-	-	-	<b>(180.14)</b>
3	Add: Interest on shareholders debt charged to Statement of Profit and Loss	132.29	727.84	188.90	54.37	9.79	68.67	104.19	140.76	384.10	88.56	141.72	-	-	-	-	<b>2,041.19</b>
4	Add/(Less): Loss/(gain) on sale of investments, assets or shares of SPVs or Investment Entity	-	-	-	-	-	-	-	-	-	-	-	-	-	-	-	-
5	Add: Proceeds from sale of investments, assets or sale of shares of SPVs or Investment Entity adjusted for the following	-	-	-	-	-	-	-	-	-	-	-	-	-	-	-	-
	• Related debts settled or due to be settled from sale proceeds	-	-	-	-	-	-	-	-	-	-	-	-	-	-	-	-
	• Directly attributable transaction costs	-	-	-	-	-	-	-	-	-	-	-	-	-	-	-	-
	• Proceeds reinvested or planned to be reinvested as per Regulation 18(16)(d) of the REIT Regulations	-	-	-	-	-	-	-	-	-	-	-	-	-	-	-	-

## Disclosure pursuant to SEBI circular No. CIR/IMD/DF/146/2016

ADDITIONAL DISCLOSURES AS REQUIRED BY PARAGRAPH 6 TO SEBI CIRCULAR NO. CIR/IMD/DF/146/2016

NET DISTRIBUTABLE CASH FLOWS (NDCF) PURSUANT TO GUIDANCE UNDER PARAGRAPH 6 TO SEBI CIRCULAR NO. CIR/IMD/DF/146/2016

(all amounts in ₹ million unless otherwise stated)

Sl No	Particulars	EOPLL	MPPL	EEPL	UPPL	ETPL	GSPL	IENMPL	OBPPL	QBPL	QBPL	VCPPPL	EPTPL	VTPPL	EOVPL	SIPL	Total
6	Add: Proceeds from sale of investments, assets or sale of shares of SPVs or Investment Entity not distributed pursuant to an earlier plan to re-invest as per Regulation 18(16)(d) of the REIT Regulations, if such proceeds are not intended to be invested subsequently	(25.82)	51.37	12.11	(2.87)	3.76	15.60	23.01	25.71	(76.25)	14.67	(20.60)	0.29	-	-	-	20.98
7	Add/(Less): Other adjustments, including but not limited to net changes in security deposits, working capital, etc.	-	-	-	-	-	-	-	-	-	-	-	-	-	-	-	-
8	Less: Maintenance capex not charged in the Statement of Profit and Loss, to the extent not funded by debt	-	(9.63)	(26.09)	-	-	-	(12.64)	-	-	-	-	-	-	-	-	(48.36)
9	Less: External debt principal repayment*	-	-	-	-	-	-	-	-	-	-	-	-	-	-	-	-
10	Add: Cash flow received from SPV and Investment Entity towards (applicable for Holdco only, to the extent not covered above):	-	-	-	-	-	-	-	-	-	-	-	-	-	-	-	-
	• Repayment of the debt in case of investments by way of debt	-	-	-	-	-	-	-	-	-	-	-	-	-	-	-	-
	• Proceeds from buy-backs/ capital reduction	-	-	-	-	-	-	-	-	-	-	-	-	-	-	-	-
11	Less: Income tax (net of refund) and other taxes paid (as applicable)	(47.82)	(15.64)	(3.97)	0.12	(26.83)	(24.48)	(20.90)	8.05	(6.93)	(13.51)	27.72	-	-	-	-	(124.19)
	<b>Total Adjustments (B)</b>	<b>209.40</b>	<b>1,213.82</b>	<b>227.09</b>	<b>69.76</b>	<b>91.16</b>	<b>114.68</b>	<b>135.93</b>	<b>207.04</b>	<b>335.27</b>	<b>106.06</b>	<b>205.57</b>	<b>0.29</b>	-	-	-	<b>2,916.07</b>
	<b>Net distributable Cash Flows C = (A+B)</b>	<b>391.83</b>	<b>2,245.29</b>	<b>148.75</b>	<b>(38.76)</b>	<b>197.04</b>	<b>152.00</b>	<b>236.86</b>	<b>194.13</b>	<b>70.47</b>	<b>188.39</b>	<b>271.32</b>	<b>(0.82)</b>	-	-	-	<b>4,056.50</b>

\* Repayment of borrowings done at SPV level out of Initial Public Offering and Non-convertible debenture proceeds have not been considered for NDCF computation. Further, repayment of short-term construction debt from Embassy REIT to Asset SPVs/ HoldCo upon ultimate availment of external credit facility and interest accrued but not due on borrowings as at the quarter end are not considered for NDCF computation.

\*\* Interest on external debt paid and capitalised to development work in progress, to the extent funded by debt, are not considered for NDCF computation.

- Distribution of up to 90% of the above NDCF is required as per the REIT Regulations subject to compliance with the requirements of Companies Act, 2013.

## Disclosure pursuant to SEBI circular No. CIR/IMD/DF/146/2016

ADDITIONAL DISCLOSURES AS REQUIRED BY PARAGRAPH 6 TO SEBI CIRCULAR NO. CIR/IMD/DF/146/2016

NET DISTRIBUTABLE CASH FLOWS (NDCF) PURSUANT TO GUIDANCE UNDER PARAGRAPH 6 TO SEBI CIRCULAR NO. CIR/IMD/DF/146/2016

For the half year ended 30 September 2021 pursuant to guidance under Paragraph 6 to SEBI circular No. CIR/IMD/DF/146/2016

(all amounts in ₹ million unless otherwise stated)

Sl No	Particulars	EPTPL	MPPL	EEPL	UPPL	ETPL	GSPL	IENMPL	OBPPL	QBPL	QBPL	VCPPPL	VTPPL	EOVPL	SIPL	Total
1	<b>Profit/(loss) after tax as per Statement of Profit and Loss (standalone) (A)</b>	<b>100.49</b>	<b>2,392.86</b>	<b>94.99</b>	<b>(196.29)</b>	<b>205.94</b>	<b>101.03</b>	<b>217.97</b>	<b>(44.01)</b>	<b>(515.89)</b>	<b>106.95</b>	<b>108.93</b>	<b>193.08</b>	<b>(553.63)</b>	<b>(49.93)</b>	<b>2,162.49</b>
	<i>Adjustment:</i>															
2	Add/(Less): Non-cash and other adjustments as per the Statement of Profit and Loss, including but not limited to:															
	• Depreciation, amortisation and impairment	251.93	1,094.58	182.35	114.19	101.03	51.35	120.65	154.71	166.72	29.78	77.21	577.12	460.00	-	3,381.62
	• Assets written off or liabilities written back	-	-	-	(4.85)	(5.09)	(2.32)	(0.25)	(1.42)	(3.80)	-	(0.96)	0.61	-	-	(18.08)
	• Current tax charge as per Statement of Profit and Loss	16.33	491.97	24.16	1.10	82.00	46.48	86.14	-	1.47	20.22	47.00	59.03	-	-	875.90
	• Deferred tax	(7.02)	(69.06)	39.54	(69.43)	(1.58)	(1.72)	(7.36)	(21.88)	(567.05)	9.43	(11.72)	114.51	-	(6.62)	(599.96)
	• Ind AS adjustments (straight lining, effective interest for finance costs, straight lining of security deposits etc)	(16.33)	-	(23.72)	-	-	-	-	-	304.23	(19.47)	-	(47.49)	-	-	197.22
	• Ind AS adjustments (straight lining, effective interest for finance costs, straight lining of security deposits etc)	17.56	75.60	-	-	8.07	3.27	20.44	25.44	(2.03)	(1.96)	40.59	36.37	-	(32.03)	191.32
	• Acquisition related costs	-	-	-	-	-	-	-	-	-	-	-	-	-	-	-
3	Add: Interest on Shareholders Debt from Embassy REIT, charged to Statement of Profit and Loss	237.92	1,680.73	366.79	111.55	28.65	120.53	190.87	421.38	770.76	160.26	256.28	1,389.78	-	-	5,766.57
4	Add/(Less): Loss/(gain) on sale of real estate investments, real estate assets or shares of SPVs/ Holdcos or Investment Entity	-	-	-	-	-	-	-	-	-	-	-	-	-	-	-
5	Add: Proceeds from sale of real estate investments, real estate assets or shares of SPVs/ Holdcos or Investment Entity adjusted for the following:	-	-	-	-	-	-	-	-	-	-	-	-	-	-	-

## Disclosure pursuant to SEBI circular No. CIR/IMD/DF/146/2016

ADDITIONAL DISCLOSURES AS REQUIRED BY PARAGRAPH 6 TO SEBI CIRCULAR NO. CIR/IMD/DF/146/2016

NET DISTRIBUTABLE CASH FLOWS (NDCF) PURSUANT TO GUIDANCE UNDER PARAGRAPH 6 TO SEBI CIRCULAR NO. CIR/IMD/DF/146/2016

For the half year ended 30 September 2021 pursuant to guidance under Paragraph 6 to SEBI circular No. CIR/IMD/DF/146/2016

(all amounts in ₹ million unless otherwise stated)

Sl No	EPTPL	MPPL	EEPL	UPPL	ETPL	GSPL	IENMPL	OBPPL	QBPL	QBPPPL	VCPPL	VTPPL	EOVPL	SIPL	Total
• Applicable capital gains and other taxes	-	-	-	-	-	-	-	-	-	-	-	-	-	-	-
• Related debits settled or due to be settled from sale proceeds	-	-	-	-	-	-	-	-	-	-	-	-	-	-	-
• Directly attributable transaction costs	-	-	-	-	-	-	-	-	-	-	-	-	-	-	-
• Proceeds reinvested or planned to be reinvested as per Regulation 18(16)(d) or any other relevant provisions of the REIT Regulations	-	-	-	-	-	-	-	-	-	-	-	-	-	-	-
6 Add: Proceeds from sale of real estate investments, real estate assets or sale of shares of SPVs/ Holdcos or Investment Entity not distributed pursuant to an earlier plan to re-invest as per Regulation 18(16)(d) or any other relevant provisions of the REIT Regulations, if such proceeds are not intended to be invested subsequently	12.05	(480.74)	8.31	(3.14)	(0.70)	51.69	48.06	26.45	39.13	3.98	93.46	925.50	91.71	542.94	<b>1,358.70</b>
7 Add/(Less): Other adjustments, including but not limited to net changes in security deposits, working capital, etc.	-	-	-	-	-	-	-	-	-	-	-	-	-	-	-
8 Less: External debt repayment to the extent not repaid through debt or equity	-	-	-	-	-	-	-	-	(7.14)	-	-	(37.50)	-	-	<b>(44.64)</b>

## Disclosure pursuant to SEBI circular No. CIR/IMD/DF/146/2016

ADDITIONAL DISCLOSURES AS REQUIRED BY PARAGRAPH 6 TO SEBI CIRCULAR NO. CIR/IMD/DF/146/2016

NET DISTRIBUTABLE CASH FLOWS (NDCF) PURSUANT TO GUIDANCE UNDER PARAGRAPH 6 TO SEBI CIRCULAR NO. CIR/IMD/DF/146/2016

For the half year ended 30 September 2021 pursuant to guidance under Paragraph 6 to SEBI circular No. CIR/IMD/DF/146/2016

(all amounts in ₹ million unless otherwise stated)

Sl No	EPTPL	MPPL	EEPL	UPPL	ETPL	GSPL	IENMPL	OBPPL	QBPL	QBPPPL	VCPPL	VTPPL	EOVPL	SIPL	Total
9 Add: Cash flow received from SPV and Investment Entity towards (applicable for Holdco only, to the extent not covered above):															
• Repayment of the debt in case of investments by way of debt	-	-	-	-	-	-	-	-	-	-	-	-	-	-	-
• Proceeds from buy-backs/capital reduction	-	-	-	-	-	-	-	-	-	-	-	-	-	-	-
10 Less: Income tax (net of refund) and other taxes paid (as applicable)	(37.38)	(419.19)	(30.16)	(0.83)	(52.81)	(37.40)	(88.15)	(3.75)	(13.43)	(31.64)	(64.92)	(132.80)	(1.72)	(0.13)	<b>(914.31)</b>
<b>Total Adjustments (B)</b>	<b>475.06</b>	<b>2,373.89</b>	<b>567.27</b>	<b>148.59</b>	<b>159.57</b>	<b>231.88</b>	<b>370.40</b>	<b>600.93</b>	<b>688.86</b>	<b>170.60</b>	<b>436.94</b>	<b>2,885.13</b>	<b>549.99</b>	<b>535.23</b>	<b>10,194.34</b>
<b>Net distributable Cash Flows at SPV Level C = (A+B)</b>	<b>575.55</b>	<b>4,766.75</b>	<b>662.26</b>	<b>(47.70)</b>	<b>365.51</b>	<b>332.91</b>	<b>588.37</b>	<b>556.92</b>	<b>172.97</b>	<b>277.55</b>	<b>545.87</b>	<b>3,078.21</b>	<b>(3.64)</b>	<b>485.30</b>	<b>12,356.83</b>

- Distribution of up to 90% of the above NDCF is required as per the REIT Regulations subject to compliance with the requirements of Companies Act, 2013.

for **S R Batliboi & Associates LLP**

Chartered Accountants

ICAI Firms registration number: 101049W/E300004

for and on behalf of the Board of Directors of

**Embassy Office Parks Management Services Private Limited**

(as Manager to Embassy Office Parks REIT)

per **Adarsh Ranka**

Partner

Membership number: 209567

Place: Bengaluru

Date: 29 October 2021

**Jitendra Virwani**

Director

DIN: 00027674

Place: Bengaluru

Date: 29 October 2021

**Tuhin Parikh**

Director

DIN: 00544890

Place: Mumbai

Date: 29 October 2021

## Disclosure pursuant to SEBI circular No. CIR/IMD/DF/146/2016

ADDITIONAL DISCLOSURES AS REQUIRED BY PARAGRAPH 6 TO SEBI CIRCULAR NO. CIR/IMD/DF/146/2016

NET DISTRIBUTABLE CASH FLOWS (NDCF) PURSUANT TO GUIDANCE UNDER PARAGRAPH 6 TO SEBI CIRCULAR NO. CIR/IMD/DF/146/2016

For the half year ended 31 March 2021 pursuant to guidance under Paragraph 6 to SEBI circular No. CIR/IMD/DF/146/2016

(all amounts in ₹ million unless otherwise stated)

Sl No	Particulars	EOPPL**	MPPL	EEPL	UPPL	ETPL	GSPL	IENMPL	OBPPL	QBPL	QBPPL	VCPPPL	EPTPL**	VTPL	EOVPL	SIPL	Total
1	Profit/(loss) after tax as per Statement of Profit and Loss (standalone) (A)	<b>357.63</b>	<b>1,739.98</b>	<b>98.80</b>	<b>(202.68)</b>	<b>221.76</b>	<b>84.35</b>	<b>215.09</b>	<b>(64.02)</b>	<b>(1,183.04)</b>	<b>127.02</b>	<b>152.26</b>	<b>1.13</b>	<b>(197.66)</b>	<b>(285.02)</b>	<b>54.63</b>	<b>1,120.23</b>
	<i>Adjustment:</i>																
2	Add/(Less): Non-cash adjustments and taxes, including but not limited to:																
	• Depreciation, amortisation and impairment	253.41	1,081.90	179.14	113.99	100.74	44.64	122.45	138.74	780.71	28.73	77.18	-	297.52	230.00	-	<b>3,449.15</b>
	• Assets written off or liabilities written back	22.18	(24.61)	-	-	5.83	2.73	0.25	3.61	3.10	1.80	1.09	-	(5.30)	-	-	<b>10.68</b>
	• Current tax charge as per Statement of Profit and Loss	109.89	337.70	-	(2.15)	102.43	52.95	78.63	(0.75)	-	24.98	62.31	-	91.59	-	-	<b>857.58</b>
	• Deferred tax	(1.08)	250.16	48.64	(72.88)	(9.53)	0.61	1.59	(15.80)	(159.26)	18.02	(23.90)	-	198.86	-	(82.90)	<b>152.53</b>
	• MAT adjustments as per Statement of Profit and Loss	43.71	(267.94)	-	-	-	-	-	2.12	-	(27.46)	-	-	(91.59)	-	-	<b>(341.16)</b>
	• Ind AS adjustments not considered in any other item above	16.67	82.38	(1.28)	-	22.33	4.76	(13.67)	13.18	(0.47)	(2.89)	82.67	-	217.32	-	(23.30)	<b>397.70</b>
3	Add: interest on shareholders debt charged to Statement of Profit and Loss	250.99	1,750.46	373.78	107.59	12.96	129.14	201.21	422.88	774.28	166.94	272.49	-	610.03	-	22.25	<b>5,095.00</b>
4	Add/(Less): Loss/(gain) on sale of investments, assets or shares of SPVs or Investment Entity	-	-	-	-	-	-	-	-	-	-	-	-	-	-	-	-
5	Add: Proceeds from sale of investments, assets or sale of shares of SPVs or Investment Entity adjusted for the following																
	• Related debits settled or due to be settled from sale proceeds	-	-	-	-	-	-	-	-	-	-	-	-	-	-	-	-
	• Directly attributable transaction costs	-	-	-	-	-	-	-	-	-	-	-	-	-	-	-	-

## Disclosure pursuant to SEBI circular No. CIR/IMD/DF/146/2016

ADDITIONAL DISCLOSURES AS REQUIRED BY PARAGRAPH 6 TO SEBI CIRCULAR NO. CIR/IMD/DF/146/2016

NET DISTRIBUTABLE CASH FLOWS (NDCF) PURSUANT TO GUIDANCE UNDER PARAGRAPH 6 TO SEBI CIRCULAR NO. CIR/IMD/DF/146/2016

(all amounts in ₹ million unless otherwise stated)

Sl No	Particulars	EOPPL**	MPPL	EEPL	UPPL	ETPL	GSPL	IENMPL	OBPPL	QBPL	QBPPL	VCPPPL	EPTPL**	VTPL	EOVPL	SIPL	Total
	• Proceeds reinvested or planned to be reinvested as per Regulation 18(16)(d) of the REIT Regulations	-	-	-	-	-	-	-	-	-	-	-	-	-	-	-	-
6	Add: Proceeds from sale of investments, assets or sale of shares of SPVs or Investment Entity not distributed pursuant to an earlier plan to re-invest as per Regulation 18(16)(d) of the REIT Regulations, if such proceeds are not intended to be invested subsequently	-	-	-	-	-	-	-	-	-	-	-	-	-	-	-	-
7	Add/(Less): Other adjustments, including but not limited to net changes in security deposits, working capital, etc.	11.44	(395.81)	(3.17)	5.46	(26.57)	(8.22)	1.53	3.90	(178.11)	(37.83)	(64.40)	(0.29)	320.28	69.06	315.02	<b>12.29</b>
8	Less: Maintenance capex not charged in the Statement of Profit and Loss, to the extent not funded by debt	-	-	-	-	-	-	-	-	-	-	-	-	-	-	-	-
9	Less: External debt principal repayment *	-	-	(8.88)	-	-	-	-	-	-	-	-	-	(27.21)	-	-	<b>(36.09)</b>
10	Add: Cash flow received from SPV and Investment Entity towards (applicable for Holdco only, to the extent not covered above):																
	• Repayment of the debt in case of investments by way of debt	-	-	-	-	-	-	-	-	-	-	-	-	-	-	-	-
	• Proceeds from buy-backs/capital reduction	-	-	-	-	-	-	-	-	-	-	-	-	-	-	-	-

## Disclosure pursuant to SEBI circular No. CIR/IMD/DF/146/2016

ADDITIONAL DISCLOSURES AS REQUIRED BY PARAGRAPH 6 TO SEBI CIRCULAR NO. CIR/IMD/DF/146/2016

NET DISTRIBUTABLE CASH FLOWS (NDCF) PURSUANT TO GUIDANCE UNDER PARAGRAPH 6 TO SEBI CIRCULAR NO. CIR/IMD/DF/146/2016

(all amounts in ₹ million unless otherwise stated)

Sl No	Particulars	EOPPL**	MPPL	EEPL	UPPL	ETPL	GSPL	IENMPL	OBPPL	QBPL	QBPPL	VCPPPL	EPTPL**	VTPPL	EOVPL	SIPL	Total
11	Less: Income tax (net of refund) and other taxes paid (as applicable)	(28.35)	(361.00)	(0.38)	(2.45)	(49.68)	(65.07)	(18.96)	44.64	122.44	(24.28)	9.28	-	221.40	(3.38)	0.24	(155.55)
	<b>Total Adjustments (B)</b>	<b>678.86</b>	<b>2,453.23</b>	<b>587.85</b>	<b>149.56</b>	<b>158.51</b>	<b>161.54</b>	<b>373.03</b>	<b>612.52</b>	<b>1,342.69</b>	<b>148.01</b>	<b>416.72</b>	<b>(0.29)</b>	<b>1,832.90</b>	<b>295.68</b>	<b>231.31</b>	<b>9,442.13</b>
	<b>Net distributable Cash Flows C = (A+B)</b>	<b>1,036.49</b>	<b>4,193.21</b>	<b>686.65</b>	<b>(53.12)</b>	<b>380.27</b>	<b>245.89</b>	<b>588.12</b>	<b>548.50</b>	<b>159.65</b>	<b>275.03</b>	<b>568.98</b>	<b>0.84</b>	<b>1,635.24</b>	<b>10.66</b>	<b>285.94</b>	<b>10,562.36</b>

\* Repayment of borrowings at SPVs level out of Initial Public Offering and Non-convertible debenture proceeds have not been considered for NDCF computation. Further, repayment of short-term construction debt given to SPVs and interest accrued but not due on borrowings as at the period end are not considered for the purpose of distributions. Repayment of external debt, to the extent it is by way of refinancing, is not considered for the purpose of computation of NDCF.

\*\* EOPPL filed a composite scheme of arrangement (the "Scheme") pursuant to which EOPPL has demerged its commercial office business to EPTPL and merged the remaining business with MPPL. The effective date for the Scheme is 10 March 2021. For the purpose of NDCF disclosure, management has presented the entire NDCF pertaining to demerged undertaking upto 31 March 2021 under EOPPL.

- Interest on external debt paid and capitalised to development work in progress, to the extent funded by debt, are not considered for NDCF computation.

- Distribution of up to 90% of the above NDCF is required as per the REIT Regulations subject to compliance with the requirements of Companies Act, 2013.

### for S R Batliboi & Associates LLP

Chartered Accountants

ICAI Firms registration number: 101049W/E300004

for and on behalf of the Board of Directors of

**Embassy Office Parks Management Services Private Limited**

(as Manager to Embassy Office Parks REIT)

per Adarsh Ranka

Partner

Membership number: 209567

Place: Bengaluru

Date: 29 October 2021

Jitendra Virwani

Director

DIN: 00027674

Place: Bengaluru

Date: 29 October 2021

Tuhin Parikh

Director

DIN: 00544890

Place: Mumbai

Date: 29 October 2021

## Disclosure pursuant to SEBI circular No. CIR/IMD/DF/146/2016

ADDITIONAL DISCLOSURES AS REQUIRED BY PARAGRAPH 6 TO SEBI CIRCULAR NO. CIR/IMD/DF/146/2016

NET DISTRIBUTABLE CASH FLOWS (NDCF) PURSUANT TO GUIDANCE UNDER PARAGRAPH 6 TO SEBI CIRCULAR NO. CIR/IMD/DF/146/2016

For the half year ended 30 September 2020 pursuant to guidance under Paragraph 6 to SEBI circular No. CIR/IMD/DF/146/2016

(all amounts in ₹ million unless otherwise stated)

Sl No	Particulars	EOPPL	MPPL	EEPL	UPPL	ETPL	GSPL	IENMPL	OBPPL	QBPL	QBPPL	VCPPPL	EPTPL	VTPPL	EOVPL	SIPL	Total
1	<b>Profit/(loss) after tax as per Statement of Profit and Loss (standalone) (A)</b>	<b>305.07</b>	<b>1,998.27</b>	<b>(118.87)</b>	<b>(214.79)</b>	<b>215.91</b>	<b>81.17</b>	<b>208.55</b>	<b>(0.41)</b>	<b>(518.95)</b>	<b>147.36</b>	<b>71.39</b>	<b>(1.13)</b>	-	-	-	<b>2,173.57</b>
	<i>Adjustment:</i>																
2	Add/(Less): Non-cash adjustments and taxes, including but not limited to:																
	• Depreciation, amortisation and impairment	182.48	768.68	172.61	112.37	100.75	44.53	124.74	139.36	150.23	28.69	73.12	-	-	-	-	<b>1,897.56</b>
	• Assets written off or liabilities written back	-	2.73	-	-	-	-	(4.59)	-	-	-	-	-	-	-	-	<b>(1.86)</b>
	• Current tax charge as per Statement of Profit and Loss	99.44	417.15	-	0.33	88.52	51.29	52.17	2.12	-	28.09	14.56	-	-	-	-	<b>753.67</b>
	• Deferred tax	110.06	122.18	(45.49)	(76.44)	(4.59)	0.42	13.06	8.69	(91.44)	11.63	(6.46)	-	-	-	-	<b>41.62</b>
	• MAT adjustments as per Statement of Profit and Loss	(99.44)	(172.35)	-	-	-	-	(2.12)	(2.12)	-	(25.88)	-	-	-	-	-	<b>(299.79)</b>
	• Ind AS adjustments not considered in any other item above	3.27	(214.05)	1.28	-	22.32	7.04	(55.53)	(48.30)	1.25	(14.52)	21.35	-	-	-	-	<b>(275.89)</b>
3	Add: Interest on shareholders debt charged to Statement of Profit and Loss	269.22	1,461.32	376.55	108.15	19.22	139.25	208.09	258.64	764.01	178.30	281.89	-	-	-	-	<b>4,064.64</b>
4	Add/(Less): Loss/(gain) on sale of investments, assets or shares of SPVs or Investment Entity	-	-	-	-	-	-	-	-	-	-	-	-	-	-	-	-
5	Add: Proceeds from sale of investments, assets or sale of shares of SPVs or Investment Entity adjusted for the following	-	-	-	-	-	-	-	-	-	-	-	-	-	-	-	-
	• Related debts settled or due to be settled from sale proceeds	-	-	-	-	-	-	-	-	-	-	-	-	-	-	-	-
	• Directly attributable transaction costs	-	-	-	-	-	-	-	-	-	-	-	-	-	-	-	-
	• Proceeds reinvested or planned to be reinvested as per Regulation 18(16)(d) of the REIT Regulations	-	-	-	-	-	-	-	-	-	-	-	-	-	-	-	-

## Disclosure pursuant to SEBI circular No. CIR/IMD/DF/146/2016

ADDITIONAL DISCLOSURES AS REQUIRED BY PARAGRAPH 6 TO SEBI CIRCULAR NO. CIR/IMD/DF/146/2016

NET DISTRIBUTABLE CASH FLOWS (NDCF) PURSUANT TO GUIDANCE UNDER PARAGRAPH 6 TO SEBI CIRCULAR NO. CIR/IMD/DF/146/2016

(all amounts in ₹ million unless otherwise stated)

Sl No	Particulars	EOPPL	MPLL	EEPL	UPPL	ETPL	GSPL	IENMPL	OBPPL	QBPL	QBPPPL	VCPPPL	EPTPL	VTPL	EOVPL	S IPL	Total
6	Add: Proceeds from sale of investments, assets or sale of shares of SPVs or Investment Entity not distributed pursuant to an earlier plan to re-invest as per Regulation 18(16)(d) of the REIT Regulations, if such proceeds are not intended to be invested subsequently	(44.42)	291.86	22.39	(31.67)	(0.25)	27.52	22.10	90.76	(110.35)	20.82	(1.63)	0.30	-	-	-	287.43
7	Add/(Less): Other adjustments, including but not limited to net changes in security deposits, working capital, etc.	-	-	-	-	-	-	-	-	-	-	-	-	-	-	-	-
8	Less: Maintenance capex not charged in the Statement of Profit and Loss, to the extent not funded by debt	-	(24.08)	(51.37)	-	-	-	-	(21.20)	-	-	-	-	-	-	-	(96.65)
9	Less: External debt principal repayment*	-	-	-	-	-	-	-	-	-	-	-	-	-	-	-	-
10	Add: Cash flow received from SPV and Investment Entity towards (applicable for Holdco only, to the extent not covered above):	-	-	-	-	-	-	-	-	-	-	-	-	-	-	-	-
	• Repayment of the debt in case of investments by way of debt	-	-	-	-	-	-	-	-	-	-	-	-	-	-	-	-
	• Proceeds from buy-backs/ capital reduction	-	-	-	-	-	-	-	-	-	-	-	-	-	-	-	-
11	Less: Income tax (net of refund) and other taxes paid (as applicable)	(84.81)	(116.92)	5.15	0.16	(56.32)	(44.12)	(53.09)	29.45	(35.80)	(27.73)	17.68	-	-	-	-	(366.35)
	<b>Total Adjustments (B)</b>	<b>435.80</b>	<b>2,536.52</b>	<b>481.12</b>	<b>112.90</b>	<b>169.65</b>	<b>225.93</b>	<b>306.95</b>	<b>457.40</b>	<b>677.90</b>	<b>199.40</b>	<b>400.51</b>	<b>0.30</b>	<b>0.30</b>	<b>-</b>	<b>-</b>	<b>6,004.38</b>
	<b>Net distributable Cash Flows C = (A+B).</b>	<b>740.87</b>	<b>4,534.79</b>	<b>362.25</b>	<b>(101.89)</b>	<b>385.56</b>	<b>307.10</b>	<b>515.50</b>	<b>456.99</b>	<b>158.95</b>	<b>346.76</b>	<b>471.90</b>	<b>(0.83)</b>	<b>-</b>	<b>-</b>	<b>-</b>	<b>8,177.95</b>

\* Repayment of borrowings done at SPV level out of Initial Public Offering and Non-convertible debenture proceeds have not been considered for NDCF computation. Further, repayment period of short-term construction debt from Embassy REIT to Asset SPVs/ Hold Co upon ultimate availment of external credit facility and interest accrued but not due on borrowings as at the quarter end are not considered for NDCF computation.

\*\* Interest on external debt paid and capitalised to development work in progress, to the extent funded by debt, are not considered for NDCF computation.

- Distribution of up to 90% of the above NDCF is required as per the REIT Regulations subject to compliance with the requirements of Companies Act, 2013.

## Disclosure pursuant to SEBI circular No. CIR/IMD/DF/146/2016

ADDITIONAL DISCLOSURES AS REQUIRED BY PARAGRAPH 6 TO SEBI CIRCULAR NO. CIR/IMD/DF/146/2016

NET DISTRIBUTABLE CASH FLOWS (NDCF) PURSUANT TO GUIDANCE UNDER PARAGRAPH 6 TO SEBI CIRCULAR NO. CIR/IMD/DF/146/2016

For the year ended 31 March 2021 pursuant to guidance under Paragraph 6 to SEBI circular No. CIR/IMD/DF/146/2016

(all amounts in ₹ million unless otherwise stated)

Sl No	Particulars	EOPPL**	MPLL	EEPL	UPPL	ETPL	GSPL	IENMPL	OBPPL	QBPL	QBPPPL	VCPPPL	EPTPL**	VTPL	EOVPL	S IPL	Total
1	<b>Profit/(loss) after tax as per Statement of Profit and Loss (standalone) (A)</b>	<b>662.70</b>	<b>3,738.25</b>	<b>(20.07)</b>	<b>(417.47)</b>	<b>437.67</b>	<b>165.52</b>	<b>423.64</b>	<b>(64.43)</b>	<b>(1,701.99)</b>	<b>274.38</b>	<b>223.65</b>	<b>-</b>	<b>(197.66)</b>	<b>(285.02)</b>	<b>54.63</b>	<b>3,293.80</b>
	<i>Adjustment:</i>	-	-	-	-	-	-	-	-	-	-	-	-	-	-	-	-
2	Add/(Less): Non-cash adjustments and taxes, including but not limited to:	-	-	-	-	-	-	-	-	-	-	-	-	-	-	-	-
	• Depreciation, amortisation and impairment	435.89	1,850.58	351.75	226.36	201.49	89.17	247.19	278.10	930.94	57.42	150.30	-	297.52	230.00	-	5,346.71
	• Assets written off or liabilities written back	22.18	(21.88)	-	-	5.83	2.73	(4.34)	3.61	3.10	1.80	1.09	-	(5.30)	-	-	8.82
	• Current tax charge as per Statement of Profit and Loss	209.33	754.85	-	(1.82)	190.95	104.24	130.80	1.37	-	53.07	76.87	-	91.59	-	-	1,611.25
	• Deferred tax	108.98	372.34	3.15	(149.32)	(14.12)	1.03	14.65	(7.11)	(250.70)	29.65	(30.36)	-	198.86	-	(82.90)	194.15
	• MAT adjustments as per Statement of Profit and Loss	(55.73)	(440.29)	-	-	-	-	-	-	-	(53.34)	-	-	(91.59)	-	-	(640.95)
	• Ind AS adjustments not considered in any other item above	19.94	(131.67)	-	-	44.65	11.80	(69.20)	(35.12)	0.78	(17.41)	104.02	-	217.32	-	(23.30)	121.81
3	Add: interest on shareholders debt charged to Statement of Profit and Loss	520.21	3,211.78	750.33	215.74	32.18	268.39	409.30	681.52	1,538.29	345.24	554.38	-	610.03	-	22.25	9,159.64
4	Add/(Less): Loss/(gain) on sale of investments, assets or shares of SPVs or Investment Entity	-	-	-	-	-	-	-	-	-	-	-	-	-	-	-	-
5	Add: Proceeds from sale of investments, assets or sale of shares of SPVs or Investment Entity adjusted for the following	-	-	-	-	-	-	-	-	-	-	-	-	-	-	-	-
	• Related debts settled or due to be settled from sale proceeds	-	-	-	-	-	-	-	-	-	-	-	-	-	-	-	-
	• Directly attributable transaction costs	-	-	-	-	-	-	-	-	-	-	-	-	-	-	-	-



## Disclosure pursuant to SEBI circular No. CIR/IMD/DF/146/2016

ADDITIONAL DISCLOSURES AS REQUIRED BY PARAGRAPH 6 TO SEBI CIRCULAR NO. CIR/IMD/DF/146/2016

NET DISTRIBUTABLE CASH FLOWS (NDCF) PURSUANT TO GUIDANCE UNDER PARAGRAPH 6 TO SEBI CIRCULAR NO. CIR/IMD/DF/146/2016

(all amounts in ₹ million unless otherwise stated)

Sl No	Particulars	EOPPL**	MPPPL	EEPL	UPPL	ETPL	GSPPL	IENMPL	OBPPL	QBPL	QBPPL	VCPPPL	EPTPL**	VTPL	EOVPL	SIPL	Total
6	• Proceeds reinvested or planned to be reinvested as per Regulation 18(16)(d) of the REIT Regulations	-	-	-	-	-	-	-	-	-	-	-	-	-	-	-	-
6	Add: Proceeds from sale of investments, assets or sale of shares of SPVs or Investment Entity not distributed pursuant to an earlier plan to re-invest as per Regulation 18(16)(d) of the REIT Regulations, if such proceeds are not intended to be invested subsequently	-	-	-	-	-	-	-	-	-	-	-	-	-	-	-	-
7	Add/(Less): Other adjustments, including but not limited to net changes in security deposits, working capital, etc.	(32.98)	(103.95)	19.22	(26.21)	(26.82)	19.30	23.63	94.66	(288.46)	(17.01)	(66.03)	0.01	320.28	69.06	315.02	<b>299.72</b>
8	Less: Maintenance capex not charged in the Statement of Profit and Loss, to the extent not funded by debt	-	-	-	-	-	-	-	-	-	-	-	-	-	-	-	-
9	Less: External debt principal repayment*	-	(24.08)	(60.25)	-	-	-	-	(21.20)	-	-	-	-	(27.21)	-	-	<b>(132.74)</b>
10	Add: Cash flow received from SPV and Investment Entity towards (applicable for Holdco only, to the extent not covered above):	-	-	-	-	-	-	-	-	-	-	-	-	-	-	-	-
	• Repayment of the debt in case of investments by way of debt	-	-	-	-	-	-	-	-	-	-	-	-	-	-	-	-
	• Proceeds from buy-backs/capital reduction	-	-	-	-	-	-	-	-	-	-	-	-	-	-	-	-

## Disclosure pursuant to SEBI circular No. CIR/IMD/DF/146/2016

ADDITIONAL DISCLOSURES AS REQUIRED BY PARAGRAPH 6 TO SEBI CIRCULAR NO. CIR/IMD/DF/146/2016

NET DISTRIBUTABLE CASH FLOWS (NDCF) PURSUANT TO GUIDANCE UNDER PARAGRAPH 6 TO SEBI CIRCULAR NO. CIR/IMD/DF/146/2016

(all amounts in ₹ million unless otherwise stated)

Sl No	Particulars	EOPPL**	MPPPL	EEPL	UPPL	ETPL	GSPPL	IENMPL	OBPPL	QBPL	QBPPL	VCPPPL	EPTPL**	VTPL	EOVPL	SIPL	Total
11	Less: Income tax (net of refund) and other taxes paid (as applicable)	(113.16)	(477.92)	4.77	(2.29)	(106.00)	(109.19)	(72.05)	74.09	86.64	(52.01)	26.96	-	221.40	(3.38)	0.24	<b>(521.90)</b>
	<b>Total Adjustments (B)</b>	<b>1,114.66</b>	<b>4,989.76</b>	<b>1,068.97</b>	<b>262.46</b>	<b>328.16</b>	<b>387.47</b>	<b>679.98</b>	<b>1,069.92</b>	<b>2,020.59</b>	<b>347.41</b>	<b>817.23</b>	<b>0.01</b>	<b>1,832.90</b>	<b>295.68</b>	<b>231.31</b>	<b>15,446.51</b>
	<b>Net distributable Cash Flows C = (A+B)</b>	<b>1,777.36</b>	<b>8,728.01</b>	<b>1,048.90</b>	<b>(155.01)</b>	<b>765.83</b>	<b>552.99</b>	<b>1,103.62</b>	<b>1,005.49</b>	<b>318.60</b>	<b>621.79</b>	<b>1,040.88</b>	<b>0.01</b>	<b>1,635.24</b>	<b>10.66</b>	<b>285.94</b>	<b>18,740.31</b>

\* Repayment of borrowings at SPV level out of Initial Public Offering and Non-convertible debenture proceeds have not been considered for NDCF computation. Further, repayment of short-term construction debt given to SPVs and interest accrued but not due on borrowings as at the year end are not considered for the purpose of distributions. Repayment of external debt, to the extent it is by way of refinancing, is not considered for the purpose of computation of NDCF.

\*\* EOPPL filed a composite scheme of arrangement (the "Scheme") pursuant to which EOPPL has demerged its commercial office business to EPTPL and merged the remaining business with MPPL. The effective date for the Scheme is 10 March 2021. For the purpose of NDCF disclosure, management has presented the entire NDCF pertaining to demerged undertaking upto 31 March 2021 under EOPPL.

- Interest on external debt paid and capitalised to development work in progress, to the extent funded by debt, are not considered for NDCF computation.

- Distribution of up to 90% of the above NDCF is required as per the REIT Regulations subject to compliance with the requirements of Companies Act, 2013.

for **S R Batliboi & Associates LLP**

Chartered Accountants

ICAI Firms registration number: 101049W/E300004

for and on behalf of the Board of Directors of

**Embassy Office Parks Management Services Private Limited**

(as Manager to Embassy Office Parks REIT)

per **Adarsh Ranka**

Partner

Membership number: 209567

Place: Bengaluru

Date: 29 October 2021

**Jitendra Virwani**

Director

DIN: 00027674

Place: Bengaluru

Date: 29 October 2021

**Tuhin Parikh**

Director

DIN: 00544890

Place: Mumbai

Date: 29 October 2021

## Notes

to the Condensed Consolidated Financial Statements

(all amounts in ₹ million unless otherwise stated)

### 1. ORGANISATION STRUCTURE

The interim condensed consolidated financial statements ('Condensed Consolidated Financial Statements') comprise condensed financial statements of Embassy Office Parks REIT (the 'Trust' or the 'Embassy REIT' or the 'REIT'), its subsidiaries namely Manyata Promoters Private Limited ('MPPL'), Umbel Properties Private Limited ('UPPL'), Embassy Energy Private Limited ('EEPL'), Galaxy Square Private Limited ('GSPL'), Quadron Business Park Private Limited ('QBPL'), Qubix Business Park Private Limited ('QBPL'), Oxygen Business Park Private Limited ('OBPPL'), Earnest Towers Private Limited ('ETPL'), Vikhroli Corporate Park Private Limited ('VCPPL'), Indian Express Newspapers (Mumbai) Private Limited ('IENMPL'), Embassy Pune Techzone Private Limited ('EPTPL'), Vikas Telecom Private Limited ('VTPL'), Embassy Office Ventures Private Limited ('EOVPL') and Sarla Infrastructure Private Limited ('SIPL') (individually referred to as 'Special Purpose Vehicle' or 'SPV' and together referred to as 'Embassy Office Parks Group') and a Joint Venture namely Golflinks Software Park Private Limited ('GLSP') (also referred to as the Investment Entity). The SPVs are Companies domiciled in India.

The objectives of Embassy REIT are to undertake activities in accordance with the provisions of the SEBI REIT Regulations and the Trust Deed. The principal activity of Embassy REIT is to own and invest in rent or income generating real estate and related assets in India with the objective of producing stable and sustainable distributions to Unitholders.

Embassy Property Developments Private Limited ('EPDPL') and BRE/Mauritius Investments ('BMI') (collectively known as the 'Sponsors' or the 'Co-Sponsors') have set up the Embassy Office Parks REIT as an irrevocable trust, pursuant to the Trust Deed, under the provisions of the Indian Trusts Act, 1882 and the Trust has been registered with SEBI as a Real Estate Investment Trust on 3 August 2017 under Regulation 6 of the Securities and Exchange Board of India (Real Estate Investment Trusts) Regulations, 2014. The Trustee to Embassy Office Parks REIT is Axis Trustee Services Limited (the 'Trustee') and the Manager for Embassy Office Parks REIT is Embassy Office Parks Management Services Private Limited (the 'Manager' or 'EOPMSPL').

The Units of the Trust were listed on the National Stock Exchange (NSE) and Bombay Stock Exchange (BSE) on 1 April 2019.

#### Details of SPVs/ Subsidiary of REIT is provided below:

Name of the SPV	Activities	Shareholding (in percentage)
MPPL	Development and leasing of office space and related interiors and maintenance of such assets (Embassy Manyata), located at Bangalore along with being an intermediate (HoldCo.) (from 10 March 2021, refer note 54) for the Embassy Office Parks Group.	Embassy Office Parks REIT: 100% from 10 March 2021 EOPPL: Nil from 10 March 2021 (refer note 54)
UPPL	Development, rental and maintenance of serviced residences (Hilton hotel).	Embassy Office Parks REIT: 100%
EEPL	Generation and supply of solar power mainly to the office spaces of Embassy Office Parks Group located in Bangalore.	MPPL: 80% (from 10 March 2021 refer note 54) Embassy Office Parks REIT: 20% EOPPL: Nil (80% upto 10 March 2021 refer note 54)
GSPL	Development and leasing of office space and related interiors and maintenance of such assets (Embassy Galaxy), located in Noida.	Embassy Office Parks REIT: 100%
QBPL	Development and leasing of office space and related interiors and maintenance of such assets (Quadron Business Park), located in Pune and (Embassy one) located in Bangalore. Development, rental and maintenance of serviced residences (Hotel Four Seasons at Embassy One), located in Bangalore.	Embassy Office Parks REIT: 100%
QBPPL	Development and leasing of office space and related interiors and maintenance of such assets (Embassy Qubix), located in Pune.	Embassy Office Parks REIT: 100%

## Notes

to the Condensed Consolidated Financial Statements

(all amounts in ₹ million unless otherwise stated)

Name of the SPV	Activities	Shareholding (in percentage)
OBPPL	Development and leasing of office space and related interiors and maintenance of such assets (Embassy Oxygen), located in Noida.	Embassy Office Parks REIT: 100%
ETPL	Development and leasing of office space and related interiors and maintenance of such assets (First International Financial Centre), located in Mumbai.	Embassy Office Parks REIT: 100%
VCPPL	Development and leasing of office space and related interiors and maintenance of such assets (Embassy 247), located in Mumbai.	Embassy Office Parks REIT: 100%
IENMPL	Development and leasing of office space and related interiors and maintenance of such assets (Express Towers), located in Mumbai.	Embassy Office Parks REIT: 100%
EPTPL	Development and leasing of office space and related interiors and maintenance of such assets (Embassy Tech Zone), located at Pune (from 10 March 2021) (refer note 54)	Embassy Office Parks REIT: 100% from 10 March 2021 (refer note 54) EOPPL: Nil from 10 March 2021
EOPPL	Development and leasing of office space and related interiors and maintenance of such assets (Embassy Tech Zone), located at Pune along with being an intermediate Embassy Office Parks holding company (HoldCo.) (upto 10 March 2021, refer note 54) for the Embassy Office Parks Group.	Embassy Office Parks REIT: Nil (100% upto 10 March 2021, (refer note 54))
EOVPL*	HoldCo of VTPL and Common area maintenance services of ETV, located in Bangalore (refer note 49).	Embassy Office Parks REIT: 100%
VTPL*	Development and leasing of commercial space and related interiors and maintenance of such assets "Embassy TechVillage" (ETV), located in Bangalore (refer note 49).	EOVPL: 60% Embassy Office Parks REIT: 40%
SIPL*	Development and leasing of commercial space and related interiors and maintenance of such assets (ETV Block 9), located in Bangalore (refer note 49).	Embassy Office Parks REIT: 100%

\* together known as Embassy TechVillage assets (ETV assets/ ETV SPVs).

The Trust also holds economic interest in a joint venture Golflinks Software Park Private Limited (GLSP), entity incorporated in India through a SPV as detailed below.

Name of the SPV	Activities	Shareholding (in percentage)
GLSP	Development and leasing of office space and related interiors (Embassy Golflinks Business Park), located at Bangalore.	MPPL: 50% (from 10 March 2021, refer note 54) Kelachandra Holdings LLP (50%) EOPPL: Nil ( 50% upto 10 March 2021, refer note 54)

### 2. SIGNIFICANT ACCOUNTING POLICIES

#### 2.1 Basis of preparation of Condensed Consolidated Financial Statements

The Interim Condensed Consolidated Financial Information (hereinafter referred to as the "Condensed Consolidated Financial Statements") of the Embassy Office Parks Group comprises the Consolidated Balance Sheet and the Consolidated Statement of Net Assets at fair value as at 30 September 2021, the Consolidated Statement of Profit and Loss, including other comprehensive income, the Consolidated Statement of Cash Flow,

the Statement of Net Distributable Cashflows of Embassy REIT and each of the SPVs and a summary of significant accounting policies and other explanatory information for the quarter and half year ended 30 September 2021, the Consolidated Statement of Changes in Unitholders' Equity and the Consolidated Statement of Total Returns at fair value for the half year ended 30 September 2021. The Condensed Consolidated Financial Statements were approved for issue in accordance with resolution passed by the Board of Directors of the Manager on behalf of the Trust on 29

## Notes

to the Condensed Consolidated Financial Statements

(all amounts in ₹ million unless otherwise stated)

October 2021. The Condensed Consolidated Financial Statements have been prepared in accordance with the requirements of SEBI (Real Estate Investment Trusts) Regulations, 2014, as amended from time to time read including any guidelines and circulars issued thereunder read with SEBI Circular No. CIR/IMD/DF/146/2016 dated 29 December 2016 (“the REIT regulations”); Indian Accounting Standard (Ind AS) 34 “Interim Financial Reporting”, as prescribed in Rule 2(1)(a) of the Companies (Indian Accounting Standards) Rules, 2015 (as amended) and other accounting principles generally accepted in India, to the extent not inconsistent with REIT regulations. Also, refer Note 18(a) on classification of Unitholders fund.

The Condensed Consolidated Financial Statements are presented in Indian Rupees in Millions, except when otherwise indicated.

### Statement of compliance to Ind-AS

These Condensed Consolidated Financial Statements for the quarter and half year ended 30 September 2021 are the financial statements of the Embassy Office Parks Group and have been prepared in accordance with Indian Accounting Standards (Ind AS) 34 “Interim Financial Reporting” as prescribed in Rule 2(1)(a) of the Companies (Indian Accounting Standards) Rules, 2015 (as amended), to the extent not inconsistent with REIT regulations.

ETV assets were acquired on 24 December 2020 by Embassy REIT. The ETV assets have been consolidated from 31 December 2020, a date close to the acquisition date, as there are no significant transactions or events that have occurred between 24 December 2020 and 31 December 2020 and the effect thereof is not considered to be material to the results for the previous half-year and year ended 31 March 2021.

The Condensed Consolidated Financial Statements have been prepared using uniform accounting policies for like transactions and other events in similar circumstances. The financial statements of all the SPVs and the Trust used for the purpose of consolidation are drawn up to the same reporting date i.e. 30 September 2021.

### Basis of Consolidation

#### (i) Subsidiaries

The Embassy Office Parks Group consolidates entities which it owns or controls. The Condensed Consolidated Financial Statements comprise the financial statements of the Embassy Office Parks REIT and its subsidiary SPVs as

disclosed in Note 1. Control exists when the parent has power over the entity, is exposed, or has rights, to variable returns from its involvement with the entity and has the ability to affect those returns by using its power over the entity. Power is demonstrated through existing rights that give the ability to direct relevant activities, those which significantly affect the entity's returns. Subsidiaries are consolidated from the date control commences until the date control ceases.

The procedure for preparing Condensed Consolidated Financial Statements of the Embassy Office Parks Group are stated below:

- a) The Condensed Consolidated Financial Statements have been prepared using the principles of consolidation as per Ind AS 110 - Consolidated Financial Statements, to the extent applicable.
  - b) Goodwill is recognised in the Condensed Consolidated Financial Statements at the excess of cost of investment over share of fair value of net assets acquired on the date of acquisition.
  - c) The Condensed Consolidated Financial Statements of the Embassy Office Parks Group are consolidated on a line-by-line basis and intragroup balances and transactions for assets and liabilities, equity, income, expenses and cash flows between entities of the Embassy Office Parks Group are eliminated in full upon consolidation.
  - d) Non-controlling interests in the net assets (excluding goodwill) of consolidated subsidiaries are identified separately from the equity attributable to shareholders of the Company. The interest of non-controlling shareholders may be initially measured either at fair value or at the non-controlling interests' proportionate share of the fair value of the acquiree's identifiable net assets. The choice of measurement basis is made on an acquisition-by-acquisition basis.
- (ii) **Interests in joint arrangements**  
A joint arrangement is an arrangement of which two or more parties have joint control. Joint control is the contractually agreed

## Notes

to the Condensed Consolidated Financial Statements

(all amounts in ₹ million unless otherwise stated)

sharing of control of an arrangement, which exists only when decisions about the relevant activities require the unanimous consent of the parties sharing control.

A joint venture is a joint arrangement whereby the parties that have joint control of the arrangement have rights to the net assets of the arrangement. The results of joint ventures are incorporated in these Condensed Consolidated Financial Statements using the equity method of accounting as described below:

Under the equity method of accounting, the investments are initially recognised at cost on the date of acquisition and adjusted thereafter to recognize the Embassy Office Parks Group's share of the post-acquisition profits or losses of the investee in profit and loss, and Embassy Office Parks Group's share of other comprehensive income of the investee in other comprehensive income.

Goodwill is calculated at excess of cost of investment over share of fair value of net assets acquired on the date of acquisition and is disclosed as an additional information in the Notes to the Condensed Consolidated Financial Statements.

Dividends received or receivable from joint ventures are recognised as a reduction in the carrying amount of the investment.

When Embassy Office Parks Group's share of losses in an equity-accounted investment equals or exceeds its interest in the entity, including any other unsecured long-term receivables, Embassy Office Parks Group does not recognize further losses, unless it has incurred obligations or made payments on behalf of the other entity.

Unrealised gains on transactions between Embassy Office Parks Group and joint ventures are eliminated to the extent of Embassy Office Parks Group's interest in these entities. Unrealised losses are also eliminated unless the transaction provides evidence of an impairment of the asset transferred. Accounting policies of equity accounted investees are consistent with the policies adopted by the Embassy Office Parks Group.

The carrying amount of equity accounted investments are tested for impairment in accordance with the Embassy Office Parks Group's policy.

### Basis of Business Combination

The Embassy Office Parks Group accounts for its business combinations under acquisition method of accounting. Acquisition related costs are recognised in the condensed consolidated Statement of Profit and Loss as incurred. The acquiree's identifiable assets, liabilities and contingent liabilities that meet the condition for recognition are recognised at their fair values at the acquisition date.

The Embassy Office Parks Group determines that it has acquired a business when the acquired set of activities and assets include an input and a substantive process that together significantly contribute to the ability to create outputs. The acquired process is considered substantive if it is critical to the ability to continue producing outputs, and the inputs acquired include an organised workforce with the necessary skills, knowledge, or experience to perform that process or it significantly contributes to the ability to continue producing outputs and is considered unique or scarce or cannot be replaced without significant cost, effort, or delay in the ability to continue producing outputs. When the Embassy Office Parks Group acquires a business, it assesses the financial assets and liabilities assumed for appropriate classification and designation in accordance with the contractual terms, economic circumstances and pertinent conditions as at the acquisition date.

When the acquisition of subsidiaries does not represent a business combination, it is accounted for as an acquisition of a group of assets and liabilities. The cost of the acquisition is allocated to the assets and liabilities acquired based upon their relative fair values and no goodwill or deferred tax is recognised.

Purchase consideration paid in excess of the fair value of net assets acquired is recognised as goodwill. Where the fair value of identifiable assets and liabilities exceed the cost of acquisition, after reassessing the fair values of the net assets and contingent liabilities, the excess is recognised as capital reserve.

Any contingent consideration to be transferred by the acquirer is recognised at fair value at the acquisition date. Contingent consideration is classified either as equity or a financial liability. Amounts classified as a financial liability are subsequently

## Notes

to the Condensed Consolidated Financial Statements

remeasured to fair value with changes in fair value recognised in profit or loss, except for changes in fair value which are measurement period adjustments, wherein the change is adjusted with the asset/liability recognised at the acquisition date with corresponding adjustment to goodwill. Contingent consideration that is classified as equity is not re-measured at subsequent reporting dates subsequent its settlement is accounted for within equity.

The interest of non-controlling shareholders is initially measured either at fair value or at the non-controlling interests' proportionate share of the acquiree's identifiable net assets. The choice of measurement basis is made on an acquisition-by-acquisition basis. Subsequent to acquisition, the carrying amount of non-controlling interests is the amount of those interests at initial recognition plus the non-controlling interests' share of subsequent changes in equity of subsidiaries.

Business combinations arising from transfers of interests in entities that are under common control are accounted at historical cost. The difference between any consideration given and the aggregate historical carrying amounts of assets and liabilities of the acquired entity is recorded in Unitholders' equity.

### 2.2 Summary of significant accounting policies

#### a) Functional and presentation currency

The Condensed Consolidated Financial Statements are presented in Indian Rupees, which is the Embassy Office Parks Group's functional currency and the currency of the primary economic environment in which the Embassy Office Parks Group operates. All financial information presented in Indian Rupees has been rounded off to nearest million except unit and per unit data.

#### b) Basis of measurement

The Condensed Consolidated Financial Statements are prepared on the historical cost basis, except for the following:

- Certain financial assets and liabilities (refer accounting policy regarding financial instrument): measured at fair values;
- Net defined benefit (asset)/ liability less present value of defined obligations: Fair value of plan assets less present value of defined benefit plan;

(all amounts in ₹ million unless otherwise stated)

- The assets and liabilities of the SPVs on the date of acquisition have been accounted using their Fair value and the goodwill / capital reserve amount has been calculated accordingly; and
- Contingent consideration: measured at fair value.

#### c) Use of judgments and estimates

The preparation of Condensed Consolidated Financial Statements in conformity with generally accepted accounting principles in India (Ind AS) requires management to make estimates and assumptions that affect the reported amounts of assets, liabilities, income and expenses. Actual results could differ from those estimates.

Estimates and underlying assumptions are reviewed on a periodic basis. Revisions to accounting estimates are recognised in the period in which the estimates are revised and in any future periods affected.

Information about critical judgements in applying accounting policies that have the most significant effect on the amounts recognised in the Condensed Consolidated Financial Statements is included in the following notes:

#### i) Business combinations

The Embassy Office Parks Group acquires subsidiaries that own real estate. At the time of acquisition, the Group considers whether each acquisition represents the acquisition of a business or the acquisition of an asset. The Group accounts for an acquisition as a business combination where an integrated set of activities and assets, including property, is acquired. More specifically, consideration is given to the extent to which substantive processes are acquired and, in particular, the extent of services provided by the subsidiary.

In accounting for business combinations, judgment is required in identifying whether an identifiable intangible asset is to be recorded separately from goodwill. Estimating the acquisition date fair value of the identifiable assets acquired, useful life thereof and liabilities assumed involves management judgment. These measurements are based on information available at the acquisition date and are based on expectations and assumptions that have been deemed reasonable by the management. Changes in these judgments,

## Notes

to the Condensed Consolidated Financial Statements

(all amounts in ₹ million unless otherwise stated)

estimates and assumptions can materially affect the results of operations.

#### ii) Impairment of goodwill and intangible assets with infinite useful life

For the purpose of impairment testing, goodwill and intangible assets with infinite useful life acquired in a business combination is, from the acquisition date, allocated to each of the Embassy Office Parks Group's cash-generating units that are expected to benefit from the combination. In performing such impairment assessments, management compared the carrying value of each of the identifiable cash generating units ("CGUs") to which goodwill and such intangible assets had been allocated with their respective 'value in use' computed based on discounted cash flow method, to determine if any impairment loss should be recognized. The discounted cash flow method involves estimating future cash flows, growth rates and discount rates which require significant management judgement - Note 2.2 (j)

#### iii) Classification of lease arrangements as finance lease or operating lease - Note 2.2 (r)

#### iv) Classification of assets as investment property or as property, plant and equipment - Notes 2.2 (f) and (g)

#### v) Significant judgments involved in the purchase price allocation of the assets acquired and liabilities assumed on account of Business Combination and deferred tax accounting on the resultant fair value accounting - Note on Basis of Business Combination and Note 2.2 (v) (ii)

#### vi) Judgements in preparing Condensed Consolidated Financial Statements - Note 2.1

#### vii) Classification of Unitholders' funds - Note 18(a).

Information about assumptions and estimation uncertainties that have a significant risk resulting in a material adjustment during quarter and half year ended 30 September 2021 is included in the following notes:

#### i) Fair valuation and disclosures and impairment of non-financial assets being investment properties and

property plant and equipment - The fair value of investment properties and property, plant and equipment are reviewed regularly by management with reference to independent property valuations and market conditions existing at half yearly basis. The independent valuers are independent appraisers with a recognised and relevant professional qualification and with recent experience in the location and category of the investment property being valued. Judgment is also applied in determining the extent and frequency of independent appraisals.

SEBI Circulars issued under the REIT Regulations require disclosures relating to net assets at fair value and total returns at fair value (Refer Statement of net assets at fair value and Statement of total returns at fair value for details).

Refer note 2.2 (j) as regards estimates and assumptions involved in impairment assessment of non-financial assets being investment properties and property plant and equipment.

#### ii) Useful lives of Investment Property and Property, Plant and Equipment - Notes 2.2(f) and (g)

#### iii) Valuation of financial instruments - Note 2.2 (l)

#### iv) Recognition of deferred tax asset on carried forward losses and recognition of minimum alternate tax credit: availability of future taxable profit against which tax losses carried forward can be used - Note 2.2(v)(ii). Further, significant judgements are involved in determining the provision for income taxes, including recognition of minimum alternate tax credit, in SPVs entitled for tax deduction under Section 80IAB of the Income Tax Act, 1961, wherein the tax deduction is dependent upon necessary details available for exempt and non-exempt income.

#### v) Uncertainty relating to the global health pandemic on COVID-19: The Group has considered the possible effects that may result from the pandemic relating

## Notes

to the Condensed Consolidated Financial Statements

(all amounts in ₹ million unless otherwise stated)

to COVID-19 on revenue recognition, the carrying amounts of goodwill, investment property (including under development), property, plant and equipment, capital work in progress, equity accounted investee, intangible assets and receivables. In developing the assumptions relating to the possible future uncertainties in the global economic conditions because of this pandemic, the Group, as at the date of approval of these financial statements has used internal and external sources of information including reports from International Property Consultants and related information, economic forecasts and consensus estimates from market sources on the expected future performance of the Group, and have compared the actual performance with the projections and expects the carrying amount of these assets as reflected in the balance sheet as at 30 September 2021 will be recovered. The management has also estimated the future cash flows with the possible effects that may result from the COVID-19 pandemic and does not foresee any adverse impact on realising its assets and in meeting its liabilities as and when they fall due. The impact of COVID-19 on the Group's financial statements may differ from that estimated as at the date of approval of these Condensed Consolidated Financial Statements.

### d) Current versus non-current classification

The Embassy Office Parks Group presents assets and liabilities in the Condensed Consolidated Balance Sheet based on current/ non-current classification:

**An asset is treated as current when it is:**

- Expected to be realised or intended to be sold or consumed in normal operating cycle;
- Held primarily for the purpose of trading;
- Expected to be realised within twelve months after the reporting period; or
- Cash or cash equivalent unless restricted from being exchanged or used to settle a liability for at least twelve months after the reporting period.

All other assets are classified as non-current.

**A liability is current when:**

- It is expected to be settled in normal operating cycle;
- It is held primarily for the purpose of trading;
- It is due to be settled within twelve months after the reporting period; or
- There is no unconditional right to defer the settlement of the liability for at least twelve months after the reporting period.

The Embassy Office Parks Group classifies all other liabilities as non-current.

Deferred tax assets and liabilities are classified as non-current assets and liabilities.

The operating cycle is the time between the acquisition of assets for processing and their realisation in cash and cash equivalents. The Embassy Office Parks Group has identified twelve months as its operating cycle.

The Group has net current liabilities of ₹47,656.01 million as at 30 September 2021 mainly due to the maturity of Embassy REIT Series I, Non-Convertible debentures (NCD) 2019 in June 2022. Subsequent to the period ended 30 September 2021, the Group has issued Series V Non-Convertible debentures (NCD) 2021 amounting to ₹31,000 million on 18 October 2021 as well as raised a term loan facility of ₹15,000 million from a bank to refinance the current maturities of Series I NCD 2019.

### e) Measurement of fair values

A number of the Embassy Office Parks Group accounting policies and disclosures require the measurement of fair values, for both financial and non-financial assets and liabilities. Fair value is the price that would be received to sell an asset or paid to transfer a liability in an orderly transaction between market participants at the measurement date. The fair value measurement is based on the presumption that the transaction to sell the asset or transfer the liability takes place either:

## Notes

to the Condensed Consolidated Financial Statements

(all amounts in ₹ million unless otherwise stated)

- In the principal market for the asset or liability; or
- in the absence of a principal market, in the most advantageous market for the Asset or liability.

The principal or the most advantageous market must be accessible by the Embassy Office Parks Group. The fair value of an asset or a liability is measured using the assumptions that market participants would use when pricing the asset or liability, assuming that market participants act in their economic best interest.

A fair value measurement of a non-financial asset takes into account a market participant's ability to generate economic benefits by using the asset in its highest and best use or by selling it to another market participant that would use the asset in its highest and best use.

The Embassy Office Parks Group uses valuation techniques that are appropriate in the circumstances and for which sufficient data are available to measure fair value, maximising the use of relevant observable inputs and minimising the use of unobservable inputs.

The Embassy Office Parks Group has an established control framework with respect to the measurement of fair values. The Embassy Office Parks Group engages with external valuers for measurement of fair values in the absence of quoted prices in active markets.

While measuring the fair value of an asset or liability, the Embassy Office Parks Group uses market observable data as far as possible. Fair values are categorised into different levels in a fair value hierarchy based on inputs used in the valuation techniques as follows-

- Level 1: Quoted prices (unadjusted) in active markets for identical assets or liabilities.
- Level 2: Inputs other than quoted prices included in Level 1 that are observable for the asset or liability, either directly (i.e. as prices) or indirectly (i.e. derived from prices).

- Level 3: inputs for the asset or liability that are not based on observable market data (unobservable inputs).

When measuring the fair value of an asset or a liability, the Embassy Office Parks Group uses observable market data as far as possible. If the inputs used to measure the fair value of an asset or a liability fall into different levels of the fair value hierarchy, then the fair value measurement is categorised in its entirety in the same level of the fair value hierarchy as the lowest level input that is significant to the entire measurement. The Embassy Office Parks Group recognises transfers between levels of the fair value hierarchy at the end of the reporting period during which the change has occurred.

### f) Investment property

Property that is held for long-term rental yields or for capital appreciation or both is classified as investment property. Investment property is measured initially at its cost, including related transaction costs and where applicable borrowing costs. Subsequent expenditure is capitalised to the asset's carrying amount only when it is probable that future economic benefits associated with the expenditure will flow to the Embassy Office Parks Group and the cost of the item can be measured reliably. The cost of the assets not ready for their intended use before such date, are disclosed as investment property under development. All other repairs and maintenance costs are expensed when incurred. When part of an investment property is replaced, the carrying amount of such replaced position is derecognised.

Investment properties are depreciated on straight-line method over their estimated useful lives. However, where the management's estimate of the remaining useful life of the assets on a review subsequent to the time of acquisition is different, then depreciation is provided over the remaining useful life based on the revised useful life. The residual values, useful lives and methods of depreciation are reviewed at each financial year end and adjusted prospectively.

Pursuant to this policy, Management's estimates of useful life of the following

## Notes

to the Condensed Consolidated Financial Statements

major assets under straight-line method are as follows:

Asset category	Estimated useful life (in years)
Buildings	60 years
Plant and Machinery	15 years
Furniture and Fixtures	12 years
Electrical Equipment	15 years
Leasehold land*	30 - 99 years based on the primary lease period

Pro-rata depreciation is provided on properties purchased or sold during the year.

\*Upfront premium paid under lease-cum-sale agreements to acquire land where the Embassy Office Parks Group has an option to purchase the land at the end of/ during the lease term are not amortised over the lease period.

Investment property acquired on Business Combination is depreciated over the remaining useful life from the date of acquisition as certified by the technical valuer.

Investment properties are subsequently measured at cost less accumulated depreciation and impairment losses, if any.

Investment properties are derecognised either when they have been disposed of or when they are permanently withdrawn from use and no future economic benefit is expected from their disposal. The difference between the net disposal proceeds and the carrying amount of the asset is recognised in profit or loss in the period of derecognition. In determining the amount of consideration from the derecognition of investment property the Group considers the effects of variable consideration, existence of a significant financing component, non-cash consideration, and consideration payable to the buyer (if any).

Note: Plant and machinery, furniture and fixtures and electrical equipment which are physically attached to the building are considered as part of the investment property.

(all amounts in ₹ million unless otherwise stated)

### g) Property, plant and equipment and intangible assets

Property, plant and equipment are carried at cost of acquisition or construction less accumulated depreciation. The cost of property, plant and equipment includes freight, duties, taxes and other incidental expenses related to the acquisition or construction of the respective assets. The cost of such assets not ready for their intended use are disclosed as capital work-in-progress.

Intangible assets are recorded at their acquisition cost. The cost of intangible assets acquired in a business combination is their fair value at the date of acquisition. Following initial recognition, intangible assets are carried at cost less any accumulated amortisation and accumulated impairment losses.

Depreciation is provided on the straight-line basis over the estimated useful lives of each component of an item of property, plant and equipment and intangibles as follows:

Asset category	Estimated useful life (in years)
Buildings	60 years
Plant and Machinery	15 years
Furniture and Fixtures	12 years
Electrical Equipment	15 years
Office Equipment	5 years
Computers	3 years
Computer Software	3 years
Operating Supplies	2-5 years
Vehicles	8 years

Upfront premium paid under lease-cum-sale agreements to acquire land where the Embassy Office Parks Group has an option to purchase the land at the end of/ during the lease term are not amortised over the lease period.

The useful lives of intangible assets are assessed as either finite or indefinite.

Right to use trademark: The earnings potential of trade name/ trademark can at times be substantial. A trademark is recognized on a reporting company's balance sheet as an intangible asset

## Notes

to the Condensed Consolidated Financial Statements

(all amounts in ₹ million unless otherwise stated)

separate from goodwill because it satisfies either of the following two tests:

- It arises from legal rights (a trademark is essentially a bundle of rights)
- It is capable of being sold, transferred, and licensed separately from other assets of the acquiring company

The recognition of an acquired trademark is performed as part of a purchase price allocation, whereby a portion of the price paid by the acquirer for all of the acquired assets is assigned to the trademark using an acceptable valuation methodology.

The life of the Right to use trademark is considered indefinite because there is no foreseeable limit nor any specific covenant that limits the time period over which the asset is expected to generate net cash inflows for the SPVs.

Intangible assets comprising of Right to use trademark with indefinite useful lives are not amortised, but are tested for impairment annually, at the cash-generating unit level. The assessment of indefinite life is reviewed annually to determine whether the indefinite life continues to be supportable. If not, the change in useful life from indefinite to finite is made on a prospective basis.

Power purchase agreement is one of the essential contracts required for a small power generating company with limited production capacity and marketability. Since sales with the customer take the form of a contract, the power purchase agreement meets the contractual criteria for recognition. This agreement provides ongoing and repeat business for the company and provides a platform for the company to reach profitability.

The initial useful life of the power purchase agreements is estimated to be 25 years based on the contract period and hence are amortised over the useful economic life and assessed for impairment whenever there is an indication that the intangible asset may be impaired. The amortisation period and the amortisation method for an intangible asset with a finite useful life are reviewed at least at the end of each reporting period and adjusted prospectively.

CAM service rights are contract-based intangible assets, which represent the value of contractual rights that arise from contractual arrangements. An entity establishes relationships with its customers through certain contracts, these customer relationships arise from contractual rights. CAM service rights are recognised at their fair value as at the date of acquisition, these are subsequently amortised on a straight-line basis, over their estimated contractual lives.

Property, plant and equipment and Intangibles acquired on Business Combination, except right-to-use trademark, is depreciated over the remaining useful life from the date of acquisition as certified by the technical valuer.

When parts of an item of plant and equipment have different useful lives, they are treated as separate components and depreciated over their respective estimated useful lives.

The residual values, useful lives and methods of depreciation are reviewed at each financial year end and adjusted prospectively.

Pro-rata depreciation is provided on all property, plant and equipment and intangible assets purchased or sold during the year.

Property, plant and equipment are subsequently measured at cost net of accumulated depreciation and accumulated impairment losses, if any.

An item of property, plant and equipment and any significant part initially recognised is derecognised upon disposal or when no future economic benefits are expected from its use or disposal. Any gain or loss arising on derecognition of the asset (calculated as the difference between the net disposal proceeds and the carrying amount of the asset) is included in the Statement of Profit and Loss when the asset is derecognised.

### h) Non-current assets held for sale

Non-current assets are classified as held for sale if it is highly probable that they will be recovered primarily through sale rather

## Notes

to the Condensed Consolidated Financial Statements

(all amounts in ₹ million unless otherwise stated)

than through continuing use. Such assets are generally measured at the lower of their carrying amount and fair value less costs to sell. Losses on initial classification as held for sale and subsequent gains and losses on re-measurement are recognised in the Consolidated Statement of Profit and Loss.

Once classified as held-for-sale, intangible assets, property, plant and equipment and investment properties are no longer amortised or depreciated, and any equity-accounted investee is no longer equity accounted.

### i) Inventory Stores and operating supplies

Inventories which comprises food and beverages and operating supplies are valued at lower of cost or net realisable value. Cost of inventories comprises purchase price, costs of conversion and other incidental costs incurred in bringing the inventories to their present location and condition. In determining the cost, weighted average cost method is used.

Net realisable value is the estimated selling price in the ordinary course of business less estimated costs to sell.

### j) Impairment of non-financial assets

The Embassy Office Parks Group assesses, at each reporting date, whether there is an indication that a non-financial asset other than inventories and deferred tax assets may be impaired. If any indication exists, or when annual impairment testing for an asset is required, the Embassy Office Parks Group estimates the asset's recoverable amount.

An impairment loss is recognised in the Consolidated Statement of Profit and Loss if the carrying amount of an asset or its cash-generating unit (CGU) exceeds its recoverable unit. Impairment loss recognised in respect of a CGU is allocated first to reduce the carrying amount of any goodwill allocated to the CGU, and then to reduce the carrying amounts of the other assets of the CGU on a pro-rata basis. A CGU is the smallest identifiable asset group that generates cash flows that are largely independent from other assets and groups. Impairment losses are recognised in the Consolidated Statement of Profit and Loss, unless it reverses previous revaluation credited to equity, in which case it is charged to equity.

Goodwill arising from a business combination is allocated to CGUs or group of CGUs that are expected to benefit from the synergies of the combination. Goodwill is tested for impairment on an annual basis and more often, if there is an indication that goodwill may be impaired, relying on a number of factors including operating results, business plans and future cash flows. Impairment is determined for goodwill by assessing the recoverable amount of each CGU (or group of CGUs) to which the goodwill relates. When the recoverable amount of the CGU is less than its carrying amount, an impairment loss is recognised.

An asset's recoverable amount is the higher of an asset's or CGU's fair value less costs of disposal and its value in use. In assessing value in use, the estimated future cash flows are discounted to their present value using a pre-tax discount rate that reflects current market assessments of the time value of money and the risks specific to the asset. In determining fair value less costs of disposal, recent market transactions are taken into account. For the purpose of impairment testing, assets that cannot be tested individually are grouped together into the smallest group of assets that generates cash inflows from continuing use that are largely independent of the cash inflows of other assets or CGU.

Impairment losses recognised in prior periods are assessed at each reporting date for any indications that the loss has decreased or no longer exists. An impairment loss is reversed if there has been a change in the estimates used to determine the recoverable amount. An impairment loss in respect of goodwill is not subsequently reversed. In respect of other assets, such a reversal is made only to the extent that the asset's carrying amount does not exceed the carrying amount that would have been determined, net of depreciation, if no impairment loss had been recognised.

### k) Foreign currency transactions

Transactions in foreign currencies are translated into the respective functional currencies of Embassy Office Parks Group's entities at the exchange rates at the dates of the transactions.

Monetary assets and liabilities denominated in foreign currencies are translated into the

## Notes

to the Condensed Consolidated Financial Statements

(all amounts in ₹ million unless otherwise stated)

functional currency at the exchange rate at the reporting date. Non-monetary assets and liabilities that are measured at fair value in a foreign currency are translated into the functional currency at the exchange rate when the fair value was determined. Non-monetary assets and liabilities that are measured based on historical cost in a foreign currency are translated at the exchange rate at the date of the transaction.

Exchange differences arising on foreign exchange transactions settled and from translations during the year are recognised in the Consolidated Statement of Profit and Loss of the year except exchange differences arising from the translation of the items which are recognised in OCI.

### l) Financial instruments

#### i) Recognition and initial measurement

Trade receivables and debt securities issued are initially recognised when they are originated. All other financial assets and financial liabilities are initially recognised when the Embassy Office Parks Group becomes a party to the contractual provisions of the instrument.

A financial asset or financial liability is initially measured at fair value plus, for an item not at fair value through profit or loss (FVTPL), transaction costs that are directly attributable to its acquisition or issue.

#### ii) Classification and subsequent measurement

##### Financial assets

On initial recognition, a financial asset is classified as measured at

- Amortised cost;
- Fair value through other comprehensive income (FVOCI) - debt instrument;
- Fair value through other comprehensive income (FVOCI) - equity instrument; or
- Fair value through profit or loss (FVTPL)

Financial assets are not reclassified subsequent to their initial recognition, except if and in the period the Embassy Office Parks Group changes its business model for managing financial assets.

A financial asset is measured at amortised cost if it meets both of the following conditions and is not designated as FVTPL:

- the asset is held within a business model whose objective is to hold assets to collect contractual cash flows; and
- the contractual terms of the financial asset give rise on specified dates to cash flows that are solely payments of the principal and interest on the principal amount outstanding.

A debt investment is measured at FVOCI if it meets both of the following conditions and is not designated as FVTPL:

- the asset is held within a business model whose objective is achieved by both collecting contractual cash flows and selling financial assets; and
- the contractual terms of the financial asset give rise on specified dates to cash flows that are solely payments of the principal and interest on the principal amount outstanding.

On initial recognition of an equity instrument that is not held for trading, the Embassy Office Parks Group may irrevocably elect to present subsequent changes in the investment's fair value in OCI (designated as FVOCI - equity investment). This election is made on an investment by investment basis.

All financial assets not classified as measured at amortised cost or FVOCI as described above are measured at FVTPL. This includes all derivative financial assets. On initial recognition, the Embassy Office Parks Group may irrevocably designate a financial asset that otherwise meets the requirements to be measured at amortised cost or at FVOCI or at FVTPL if doing so eliminates or significantly reduces an accounting mismatch that would otherwise arise.

##### Financial assets: Business model assessment

The Embassy Office Parks Group makes an assessment of the objective of the business model in which a financial asset is held at a portfolio level because this best reflects the way the business is managed and information is provided to the Management. The information considered includes:

- the stated policies and objectives for the portfolio and the operation of those policies in practice. These include whether management's strategy focuses

## Notes

to the Condensed Consolidated Financial Statements

(all amounts in ₹ million unless otherwise stated)

on earning contractual interest income, maintaining a particular interest rate profile, matching the duration of the financial assets to the duration of any related liabilities or expected cash outflows or realising cash flows through the sale of the assets;

- how the performance of the portfolio is evaluated and reported to the Embassy Office Parks Group's management;
- the risks that affect the performance of the business model (and the financial assets held within that business model) and how those risks are managed;
- how managers of the business are compensated - e.g. whether compensation is based on the fair value of the assets managed or the contractual cash flows collected; and
- the frequency, volume and timing of sales of financial assets in prior periods, the reasons for such sales and expectations about future sales activity.

Transfers of financial assets to third parties in transactions that do not qualify for derecognition are not considered sales for this purpose, consistent with the Embassy Office Parks Group's continuing recognition of the assets.

Financial assets that are held for trading or are managed and whose performance is evaluated on a fair value basis are measured at FVTPL.

*Financial assets: Assessment whether contractual cash flows are solely payments of principal and interest*

For the purpose of this assessment, 'principal' is defined as the fair value of the financial asset on initial recognition. 'Interest' is defined as consideration for the time value of money and for the credit risk associated with the principal amount outstanding during a particular period of time and for other basic lending risks and costs (e.g. liquidity risk and administrative costs), as well as a profit margin.

In assessing whether the contractual cash flows are solely payments of principal and interest, the Embassy Office Parks Group considers the contractual terms of the instrument. This includes assessing

whether the financial asset contains a contractual term that could change the timing or amount of contractual cash flows such that it would not meet this condition. In making this assessment, the Embassy Office Parks Group considers:

- contingent events that would change the amount or timing of cash flows;
- terms that may adjust the contractual coupon rate, including variable interest rate features;
- prepayment and extension features; and
- terms that limit the Embassy Office Parks Group's claim to cash flows from specified assets (e.g. non - recourse features)

A prepayment feature is consistent with the solely payment of principal and interest criterion if the prepayment amount substantially represents unpaid amounts of principal and interest on the principal amount outstanding, which may include reasonable additional compensation for early termination of the contract. Additionally, for a financial asset acquired at a significant discount or premium to its contractual par amount, a feature that permits or requires prepayment at an amount that substantially represents the contractual par amount plus accrued (but unpaid) contractual interest (which may also include reasonable additional compensation for early termination) is treated as consistent with this criterion if the fair value of the prepayment feature is insignificant at initial recognition.

*Financial assets: Subsequent measurement and gains and losses*

Financial assets at FVTPL	These assets are subsequently measured at fair value. Net gains and losses, including any interest or dividend income, are recognised in profit and loss.
Financial assets at amortised cost	These assets are subsequently measured at amortised cost using the effective interest method. The amortised cost is reduced by impairment losses. Interest income, foreign exchange gains and losses and impairment are recognised in profit or loss. Any gain or loss on derecognition is recognised in profit and loss.

## Notes

to the Condensed Consolidated Financial Statements

(all amounts in ₹ million unless otherwise stated)

of the transferred assets, the transferred assets are not derecognised.

*Financial liabilities*

The Embassy Office Parks Group derecognises a financial liability when its contractual obligations are discharged or cancelled, or expired.

The Embassy Office Parks Group also derecognises a financial liability when its terms are modified and the cash flows under the modified terms are substantially different. In this case, a new financial liability based on the modified terms is recognised at fair value. The difference between the carrying amount of the financial liability extinguished and the new financial liability with modified terms is recognised in profit and loss.

#### iv) Offsetting

Financial assets and financial liabilities are offset and the net amount presented in the Condensed Consolidated Balance Sheet only when the Embassy Office Parks Group has a legally enforceable right to set off the amounts and it intends either to settle them on a net basis or to realise the asset and settle the liability simultaneously.

#### m) Compound financial instruments

The liability component of a compound financial instrument is initially recognised at the fair value of a similar liability that does not have an equity conversion option. The equity component is initially recognised at the difference between the fair value of the compound financial instrument as a whole and the fair value of the liability component. Any directly attributable transaction costs are allocated to the liability and equity components in proportion to their initial carrying amounts.

Subsequent to initial recognition, the liability component of a compound financial instrument is measured at amortised cost using the effective interest method. The equity component of a compound financial instrument is not measured subsequently.

Interest related to the financial liability is recognised in profit and loss (unless it qualifies for inclusion in cost of asset). In case of conversion at maturity, the financial liability is reclassified to equity and no gain or loss is recognised.

Debt instruments at FVOCI	These assets are subsequently measured at fair value. Interest income under the effective interest method, foreign exchange gains and losses and impairment are recognised in profit or loss. Other net gains and losses are recognised in OCI. On derecognition, gains and losses accumulated in OCI are reclassified to profit and loss.
Equity instruments at FVOCI	These assets are subsequently measured at fair value. Dividends are recognised as income in profit or loss unless the dividend clearly represents a recovery of part of the cost of the investment. Other net gains and losses are recognised in OCI and are not reclassified to profit and loss.

*Financial liabilities: Classification, subsequent measurement and gains and losses*

Financial liabilities are classified as measured at amortised cost or FVTPL. A financial liability is classified as at FVTPL if it is classified as held for trading, or it is a derivative or it is designated as such on initial recognition. Financial liabilities at FVTPL are measured at fair value and net gains and losses, including any interest expense, are recognised in profit or loss. Other financial liabilities are subsequently measured at amortised cost using the effective interest method. Interest expense and foreign exchange gains and losses are recognised in profit and loss. Any gain or loss on derecognition is also recognised in profit and loss.

#### iii) Derecognition

*Financial assets*

The Embassy Office Parks Group derecognises a financial asset when the contractual rights to the cash flows from the financial asset expire, or it transfers the rights to receive the contractual cash flows in a transaction in which substantially all of the risks and rewards of ownership of the financial asset are transferred or in which the Embassy Office Parks Group neither transfers nor retains substantially all of the risks and rewards of ownership and does not retain control of the financial asset.

If the Embassy Office Parks Group enters into transactions whereby it transfers assets recognised in its Condensed Consolidated Balance Sheet, but retains either all or substantially all of the risks and rewards



## Notes

to the Condensed Consolidated Financial Statements

(all amounts in ₹ million unless otherwise stated)

### n) Rental support

Rental supports that are an integral part of an acquisition transaction is treated as a deduction in the acquisition cost of such investment property. Where, the right to receive the rental support is spread over a period of time, the right to receive the rental support is reduced from the acquisition cost and is recognised as a financial asset at fair value and subsequently measured at amortised cost based on effective interest rate method.

### o) Impairment of financial assets

#### Financial assets

The Embassy Office Parks Group recognises loss allowances for expected credit losses on:

- financial assets measured at amortised cost; and
- financial assets measured at FVOCI debt investments

At each reporting date, the Embassy Office Parks Group assesses whether financial assets carried at amortised cost and debt securities at FVOCI are credit-impaired. A financial asset is 'credit-impaired' when one or more events that have a detrimental impact on the estimated future cash flows of the financial asset have occurred.

Evidence that a financial asset is credit-impaired includes the following observable data:

- significant financial difficulty of the borrower or issuer; or
- a breach of contract such as a default or being past due for 180 days or more; or
- the restructuring of a loan or advance by the Embassy Office Parks Group on terms that in the material assessment of the Embassy Office Parks Group it would not consider otherwise; or
- it is probable that the borrower will enter bankruptcy or other financial reorganization; or
- the disappearance of an active market for a security because of financial difficulties

The Embassy Office Parks Group measures loss allowances at an amount equal to lifetime expected credit losses, except for the following, which are measured as 12 month expected credit losses:

- debt securities that are determined to have low credit risk at the reporting date; and
- other debt securities and bank balances for which credit risk (i.e. the risk of default occurring over the expected life of the financial instrument) has not increased significantly since initial recognition.

Loss allowances for trade receivables are always measured at an amount equal to lifetime expected credit losses.

Lifetime expected credit losses are the expected credit losses that result from all possible default events over the expected life of a financial instrument.

12-month expected credit losses are the portion of expected credit losses that result from default events that are possible within 12 months after the reporting date (or a shorter period if the expected life of the instrument is less than 12 months).

In all cases, the maximum period considered when estimating expected credit losses is the maximum contractual period over which the Embassy Office Parks Group is exposed to credit risk.

When determining whether the credit risk of a financial asset has increased significantly since initial recognition and when estimating expected credit losses, the Embassy Office Parks Group considers reasonable and supportable information that is relevant and available without undue cost or effort. This includes both quantitative and qualitative information and analysis, based on the Embassy Office Parks Group's historical experience and informed credit assessment and including forward-looking information.

The Embassy Office Parks Group assumes that the credit risk on a financial asset has increased significantly if it is more than 180 days past due.

The Embassy Office Parks Group considers a financial asset to be default when:

- the borrower is unlikely to pay its credit obligations to the Embassy Office Parks Group in full, without recourse by the Embassy Office Parks Group to actions such as realising security (if any is held); or

## Notes

to the Condensed Consolidated Financial Statements

(all amounts in ₹ million unless otherwise stated)

- the financial asset is 180 days or more past due without any security

### Measurement of expected credit losses:

Expected credit losses are a probability-weighted estimate of credit losses. Credit losses are measured as the present value of all cash shortfalls (i.e. the difference between the cash flows due to the Embassy Office Parks Group and the cash flows that the Embassy Office Parks Group expects to receive).

### Presentation of allowance for expected credit losses in the balance sheet:

Loss allowances for financial assets measured at amortised cost are deducted from the gross carrying amount of the assets. For debt securities at FVOCI, the loss allowance is charged to profit and loss account and is recognised in OCI.

**Write-off:** The gross carrying amount of a financial asset is written off (either partially or in full) to the extent that there is no realistic prospect of recovery. This is generally the case when the Embassy Office Parks Group determines that the debtor does not have assets or sources of income that could generate sufficient cash flows to repay the amounts subject to write-off. However, financial assets that are written off could still be subject to enforcement activities in order to comply with the Embassy Office Parks Group's procedures for recovery of amounts due.

Majority of the financial assets of the Embassy Office Parks Group pertain to trade and other receivables. Considering the nature of business, the Embassy Office Parks Group does not foresee any credit risk on its trade and other receivables which may cause an impairment. As per the agreement with tenants, the receivables are covered by clause of payment security mechanism which ensures receipt of all trade receivables. Also, the Embassy Office Parks Group does not have any past history of significant impairment of trade and other receivables.

### p) Embedded derivatives

When the Embassy Office Parks Group becomes a party to a hybrid contract with a host that is not an asset within the scope of Ind AS 109 Financial Instruments, it identifies whether there is an embedded derivative. Embedded derivatives are separated from the host contract and

accounted for separately if the host contract is not a financial asset and certain criteria are met.

### q) Financial guarantee contracts

Financial guarantee contracts are recognised as a financial liability at the time the guarantee is issued. The liability is initially measured at fair value and subsequently at the higher of the amount determined in accordance with Ind AS 37 Provisions, Contingent Liabilities and Contingent Assets and the amount initially recognised less cumulative amortisation, where appropriate.

The fair value of financial guarantees is determined as the present value of the difference in net cash flows between the contractual payments under the debt instrument and the payments that would be required without the guarantee, or the estimated amount that would be payable to a third party for assuming the obligations.

When guarantees in relation to debt or other payables of subsidiaries or associates are provided for with no compensation, the fair values are accounted as contributions and recognised as part of the cost of investment.

### r) Leases

#### Embassy Office Parks Group as a lessee

A contract is, or contains, a lease if the contract conveys the right to control the use of an identified asset for a period of time in exchange for consideration.

The Embassy Office Parks Group recognises right-of-use asset representing its right to use the underlying asset for the lease term at the lease commencement date. The cost of the right-of-use asset measured at inception shall comprise of the amount of the initial measurement of the lease liability, adjusted for any lease payments made at or before the commencement date, less any lease incentives received, plus any initial direct costs incurred and an estimate of the costs to be incurred by the lessee in dismantling and removing the underlying asset or restoring the underlying asset or site on which it is located.

The right-of-use assets is subsequently measured at cost less accumulated depreciation, accumulated impairment losses, if any and adjusted for any remeasurement of the lease liability.

## Notes

to the Condensed Consolidated Financial Statements

(all amounts in ₹ million unless otherwise stated)

The right-of-use assets is depreciated using the straight-line method from the commencement date over the shorter of lease term or useful life of right-of-use asset. Right-of-use assets are tested for impairment whenever there is any indication that their carrying amounts may not be recoverable. Impairment loss, if any, is recognised in the Statement of Profit and Loss.

The lease liability is initially measured at the present value of the lease payments that are not paid at the commencement date, discounted using the interest rate implicit in the lease or, if that rate cannot be readily determined, the incremental borrowing rate applicable to the entity within the Embassy Office Parks Group. Generally, the Embassy Office Parks Group uses its incremental borrowing rate as the discount rate. For leases with reasonably similar characteristics, the Embassy Office Parks Group, on a lease by lease basis, may adopt either the incremental borrowing rate specific to the lease or the incremental borrowing rate for the portfolio as a whole.

The Embassy Office Parks Group recognises the amount of the re-measurement of lease liability as an adjustment to the right-of-use asset. Where the carrying amount of the right-of-use asset is reduced to zero and there is a further reduction in the measurement of the lease liability, the Embassy Office Parks Group recognises any remaining amount of the re-measurement in profit and loss.

The Embassy Office Parks Group has elected not to recognise right-of-use assets and lease liabilities for short-term leases of all assets that have a lease term of 12 months or less and leases of low-value assets. The Embassy Office Parks Group recognizes the lease payments associated with these leases as an expense on a straight-line basis over the lease term.

### Embassy Office Parks Group as a lessor

#### i. *Determining whether an arrangement contains a lease*

At inception of an arrangement, it is determined whether the arrangement is or contains a lease. At inception or on reassessment of the arrangement that contains a lease, the payments and other consideration required by

such an arrangement are separated into those for other elements on the basis of their relative fair values.

#### ii. *Assets held under leases*

Leases in which the Embassy Office Parks Group does not transfer substantially all the risks and rewards of ownership of an asset are classified as operating leases. Rental income arising is accounted for on a straight-line basis over the lease term. The lease term is the non-cancellable period together with any further term for which the tenant has the option to continue the lease, where, at the inception of the lease, the Embassy Office Parks Group is reasonably certain that the tenant will exercise that option. Leases are classified as finance leases when substantially all of the risks and rewards of ownership transfer from the Embassy Office Parks Group to the lessee. Amounts due from lessees under finance leases are recorded as receivables at the Embassy Office Parks Group's net investment in the leases.

#### iii. *Initial direct costs*

Initial direct costs such as brokerage expenses incurred specifically to earn revenues from an operating lease are capitalised to the carrying amount of leased asset and recognised over the lease term on the same basis as rental income.

#### s) *Revenue recognition*

Revenue is measured at the fair value of the consideration received or receivable. This inter alia involves discounting of the consideration due to the present value if payment extends beyond normal credit terms.

Revenue from contracts with customers is recognised when control of the goods or services are transferred to the customer at an amount that reflects the consideration to which the Group expects to be entitled in exchange for those goods or services.

Revenue is recognised when recovery of the consideration is probable and the amount of revenue can be measured reliably.

## Notes

to the Condensed Consolidated Financial Statements

(all amounts in ₹ million unless otherwise stated)

#### i) *Rental income from investment properties*

Rental income from property leased under operating lease is recognised in the Statement of Profit and Loss on a straight-line basis over the term of the lease. Lease incentives granted are recognised as an integral part of the total rental income. The lease term is the non-cancellable period together with any further term for which the tenant has the option to continue the lease, where, at the inception of the lease, the Embassy Office Parks Group is reasonably certain that the tenant will exercise that option. Contingent rents are recognised as revenue in the period in which they are earned on a receipt basis.

#### ii) *Income from finance lease*

For assets let out under finance lease, the Group recognises a receivable at an amount equal to the net investment in the lease. Rentals received are accounted for as repayment of principal and finance income. Minimum lease payments receivable on finance leases are apportioned between the finance income and the reduction of the outstanding receivable. The finance income allocated to each period during the lease term so as to produce a constant periodic rate of interest on the remaining net investment in the finance lease. Contingent rents are recorded as income in the periods in which they are earned.

#### iii) *Revenue from Room Rentals*

Revenue from room rentals are based on the occupancy charged on the basis of room rates which are contracted (exclusive of applicable taxes).

#### iv) *Revenue from contract with customers*

a) Revenue from maintenance services is recognised as and when the services are rendered based on the terms of the contracts with the lessees.

b) Revenue from Food, beverages and banquets

Revenue from food and beverages are recorded as and when food is served. Revenue generated from the banquet services offered are charged on the basis of cover charges per person which is billed (exclusive of applicable taxes) based on guaranteed covers if actual cover is less than contracted.

#### c) *Other operating income*

Other operating income, including service charges on rooms and Food & Beverage (F&B) revenues and other hospitality-related operating income is recognised when the services are rendered and the same become chargeable. Revenue from other services is recognised on accrual basis as per the terms of the agreement.

#### v) *Recognition of dividend and interest income*

Dividend income is recognised in profit and loss on the date on which the Embassy Office Parks Group's right to receive payment is established.

Interest income is recognised using the effective interest method. The 'effective interest rate' is the rate that exactly discounts estimated future cash receipts through the expected life of the financial instrument to the gross carrying amount of the financial asset.

In calculating interest income, the effective interest rate is applied to the gross carrying amount of the asset (when the asset is not credit-impaired). However, for financial assets that have become credit-impaired subsequent to initial recognition, interest income is calculated by applying the effective interest rate to the amortised cost of the financial asset. If the asset is no longer credit-impaired, then the calculation of interest income reverts to the gross basis.

#### t) *Employee benefits*

##### *Defined contribution plan*

A defined contribution plan is a post-employment benefit plan under which an entity pays fixed contributions into a separate entity and will have no legal or constructive obligation to pay further amounts. The Embassy Office Parks Group makes specified monthly contributions towards government administered provident fund scheme. Obligations for contributions to defined contribution plans are recognised as an employee benefit expense in profit and loss in the periods during which the related services are rendered by employees. Prepaid contributions are recognised as an asset to the extent that a cash refund or a reduction in future payments is available.

## Notes

to the Condensed Consolidated Financial Statements

(all amounts in ₹ million unless otherwise stated)

### Gratuity

A defined benefit plan is a post-employment benefit plan other than a defined contribution plan. The Embassy Office Parks Group's net obligation in respect of defined benefit plans is calculated separately for each plan by estimating the amount of future benefit that employees have earned in the current and prior periods, discounting that amount and deducting the fair value of any plan assets.

The calculation of defined benefit obligation is performed annually by a qualified actuary using the projected unit credit method. When the calculation results in a potential asset for the Embassy Office Parks Group, the recognised asset is limited to the present value of economic benefits available in the form of any future refunds from the plan or reductions in future contributions to the plan ('the asset ceiling'). In order to calculate the present value of economic benefits, consideration is given to any minimum funding requirements.

Remeasurements of the net defined benefit liability, which comprise actuarial gains and losses, the return on plan assets (excluding interest) and the effect of the asset ceiling (if any, excluding interest), are recognised in OCI. The Embassy Office Parks Group determines the net interest expense (income) on the net defined benefit liability (asset) for the period by applying the discount rate used to measure the defined benefit obligation at the beginning of the annual period to the then-net defined benefit liability (asset), taking into account any changes in the net defined benefit liability (asset) during the period as a result of contributions and benefit payments. Net interest expense and other expenses related to defined benefit plans are recognised in profit or loss.

When the benefits of a plan are changed or when a plan is curtailed, the resulting change in benefit that relates to past service ('past service cost' or 'past service gain') or the gain or loss on curtailment is recognised immediately in profit or loss. The Embassy Office Parks Group recognises gains and losses on the settlement of a defined benefit plan when the settlement occurs.

### Compensated absences

Short-term employee benefit obligations are measured on an undiscounted basis and are expensed as the related service is

provided. A liability is recognised for the amount expected to be paid, if the Embassy Office Parks Group has a present legal or constructive obligation to pay this amount as a result of past service provided by the employee, and the amount of obligation can be estimated reliably.

Assets or liabilities related to employee benefit arrangements acquired on Business Combination are recognised and measured in accordance with Ind AS 19 Employee Benefits.

### u) Borrowing costs

Borrowing costs are interest and other costs (including exchange differences relating to foreign currency borrowings to the extent that they are regarded as an adjustment to interest costs) incurred in connection with the borrowing of funds. Borrowing costs directly attributable to acquisition or construction of an asset which necessarily take a substantial period of time to get ready for their intended use are capitalised as part of the cost of that asset. Other borrowing costs are recognised as an expense in the period in which they are incurred.

Interest expense is recognised using the effective interest method. The 'effective interest rate' is the rate that exactly discounts estimated future cash payments through the expected life of the financial instrument to the amortised cost of the financial liability. In calculating interest expense, the effective interest rate is applied to the amortised cost of the liability.

Capitalisation rate used to determine the amount of borrowing costs to be capitalised is the weighted average borrowing costs (WABC). Capitalisation of borrowing costs is suspended during the extended period in which active development is interrupted. Capitalisation of borrowing costs is ceased when substantially all the activities necessary to prepare the qualifying asset for its intended use or sale are complete.

### v) Taxation

Income tax comprises current and deferred tax. Income tax expense is recognised in the Consolidated Statement of Profit and Loss except to the extent it relates to items directly recognised in equity or in other comprehensive income.

## Notes

to the Condensed Consolidated Financial Statements

(all amounts in ₹ million unless otherwise stated)

### (i) Current tax:

Current tax comprises the expected tax payable or receivable on the taxable income or loss for the period/year and any adjustment to the tax payable or receivable in respect of previous years. The amount of current tax reflects the best estimate of the tax amount expected to be paid or received after considering the uncertainty, if any, related to income taxes. It is measured using tax rates (and tax laws) enacted or substantively enacted by the reporting date.

Current tax assets and liabilities are offset only if there is a legally enforceable right to set off the recognised amounts, and it is intended to realise the asset and settle the liability on a net basis or simultaneously.

### (ii) Deferred tax:

Deferred tax is recognised in respect of temporary differences between the carrying amounts of assets and liabilities for financial reporting purposes and the corresponding amounts used for taxation purposes. Deferred tax is also recognised in respect of carried forward tax losses and tax credits. Deferred tax is not recognised for:

- Temporary differences arising on the initial recognition of assets and liabilities in a transaction that is not a business combination and that affects neither accounting nor taxable profit or loss at the time of the transaction;
- Temporary differences related to investments in subsidiaries, associates, and joint arrangements to the extent that the Embassy Office Parks Group is able to control the timing of the reversal of the temporary differences and it is probable that they will not reverse in the foreseeable future; and
- Taxable temporary differences arising on initial recognition of goodwill.

Deferred income tax asset are recognised to the extent that it is probable that future taxable profits will be available against which they can be used. The existence of unused tax losses is strong evidence that future taxable profit may not be available. Therefore, in case of a history of recent losses, the Embassy Office Parks Group recognises a deferred tax asset only to the extent that it has sufficient taxable temporary differences or there is

convincing other evidence that sufficient taxable profit will be available against which such deferred tax asset can be realised.

Deferred tax assets - unrecognised or recognised, are reviewed at each reporting date and are recognised/reduced to the extent that it is probable/no longer probable respectively that the related tax benefit will be realised.

Deferred tax is measured at the tax rates that are expected to apply to the period when the asset is realised or the liability is settled, based on the laws that have been enacted or substantively enacted at the reporting date.

The measurement of deferred tax reflects the tax consequences that would follow from the manner in which the Embassy Office Parks Group expects, at the reporting date, to recover or settle the carrying amount of its assets and liabilities.

Deferred tax assets and liabilities are offset if there is a legally enforceable right to offset current tax assets and liabilities, and they relate to income taxes levied by the same tax authority on the same taxable entity, or on different tax entities, but they intend to settle current tax liabilities and assets on a net basis or their tax assets and liabilities will be realised simultaneously.

Tax impact of timing difference which arise during the tax holiday period are recognised only to the extent of those differences which are reversed after the tax holiday period.

Minimum Alternative Tax ('MAT') under the provisions of the Income Tax, 1961 is recognised as current tax in the Consolidated Statement of Profit and Loss. The credit available under the Act in respect of MAT paid is recognised as an asset only when and to the extent there is convincing evidence that the Embassy Office Parks Group will pay normal income tax during the period for which MAT credit can be carried forward for set-off against normal tax liability. MAT credit recognised as an asset is reviewed at each balance sheet date and written down to the extent the aforesaid convincing evidence no longer exists.

Deferred tax assets or liabilities acquired on Business Combination are recognised

## Notes

to the Condensed Consolidated Financial Statements

and measured in accordance with Ind AS 12 Income taxes.

### w) Provisions and contingencies

The Embassy Office Parks Group recognises a provision when there is a present obligation (legal or constructive) as a result of a past obligating event that probably requires an outflow of resources and a reliable estimate can be made of the amount of the obligation. A disclosure for a contingent liability is made when there is a possible obligation or a present obligation that may, but probably will not, require an outflow of resources. Where there is a possible obligation or a present obligation that the likelihood of outflow of resources is remote, no provision or disclosure is made.

Provisions for onerous contracts, i.e. contracts where the expected unavoidable costs of meeting the obligations under the contract exceed the economic benefits expected to be received under it, are recognised when it is probable that an outflow of resources embodying economic benefits will be required to settle a present obligation as a result of an obligating event, based on a reliable estimate of such obligation.

If the effect of the time value of money is material, provisions are discounted.

### x) Operating segments

An operating segment is a component of the Embassy Office Parks Group that engages in business activities from which it may earn revenues and incur expenses. All operating segments' operating results are reviewed regularly by a representative of the Embassy Office Parks Group, the Embassy Office Parks Group's Chief Operating Decision Maker ('CODM'), to make decisions about resources to be allocated to the segment and assess its performance, and for which discrete financial information is available.

Net Operating Income ('NOI') is the key metric reported to the CODM for the purposes of assessment of the segment results. The same is defined as follows:

#### Commercial Offices segment:

NOI for commercial offices is defined as Revenue from operations (which includes (i) facility rentals, (ii) maintenance services income, (iii) income from finance lease, and (iv) other operating income for Commercial Offices) less Direct operating

(all amounts in ₹ million unless otherwise stated)

expenses (which includes (i) Operating and maintenance expenses including common area maintenance expenses (ii) property taxes, (iii) rent, and (iv) insurance).

#### Hospitality segment:

NOI for hospitality segment is defined as Revenue from operations (which includes (i) room rentals, (ii) sale of food and beverages, (iii) other operating income for hospitality less Direct operating expenses (which includes (i) cost of materials consumed, (ii) employee benefits expenses, (iii) Operating and maintenance expenses excluding property management fees, and (iv) Other expenses).

#### Other segment:

NOI for other segments is defined as Revenue from operations (which includes income from generation of renewable energy) less Direct operating expenses (which includes (i) Operating and maintenance and (ii) Other expenses).

Certain income (such as interest, dividend and other income) and certain expenses (such as Other expenses excluding Direct operating expenses, depreciation, amortization, impairment and finance cost) are not specifically allocable to segments and accordingly these expenses are adjusted against the total income of the Embassy Office Parks Group.

### y) Errors and estimates

The Embassy Office Parks Group revises its accounting policies if the change is required due to a change in Ind AS or if the change will provide more relevant and reliable information to the users of the Condensed Consolidated Financial Statements. Changes in accounting policies are applied retrospectively.

A change in an accounting estimate that results in changes in the carrying amounts of recognised assets or liabilities or to profit or loss is applied prospectively in the period(s) of change. Discovery of errors results in revisions retrospectively by restating the comparative amounts of assets, liabilities and equity of the earliest prior period in which the error is discovered. The opening balances of the earliest period presented are also restated.

### z) Cash and cash equivalents

Cash and cash equivalents in the Consolidated Balance Sheet comprises of

## Notes

to the Condensed Consolidated Financial Statements

(all amounts in ₹ million unless otherwise stated)

Office Parks REIT and (iv) Proceeds from sale of any Embassy REIT assets.

Since Embassy Office Parks REIT endeavours to quarterly distributions, any shortfall as regards minimum quarterly distribution by the SPVs and Holding Company to Embassy Office Parks REIT, post interest paid on Shareholder Debt, Interim Dividend payments and Principal repayment of Shareholder Debt, would be done by declaring dividend, to the extent permitted under the Companies Act, 2013. Further, repayment of short-term construction debt given to SPV's and interest on external debt paid and capitalised to development work in progress, to the extent funded by debt, are not considered for NDCF computation.

### ab) Cash distribution to Unitholders

The Group recognises a liability to make cash distributions to Unitholders when the distribution is authorised and a legal obligation has been created. As per the REIT Regulations, a distribution is authorised when it is approved by the Board of Directors of the Manager. A corresponding amount is recognised directly in equity.

### ac) Consolidated Statement of Cash flows

Consolidated Cash flows are reported using the indirect method, whereby Profit/ (loss) before share of profit of equity accounted investees and tax is adjusted for the effects of transactions of a non-cash nature and any deferrals or accruals of past or future cash receipts or payments. The cash flows from operating, investing and financing activities of the Embassy Office Parks Group are segregated.

For the purpose of the Consolidated Statement of Cash Flow, cash and cash equivalents consist of cash and short-term deposits, as defined above, net of outstanding bank overdrafts as they are considered an integral part of the Embassy Office Parks Group's cash management.

### ad) Earnings per unit

The basic earnings per unit is computed by dividing the net profit/ (loss) attributable to the Unitholders of the Trust by the weighted average number of units outstanding during the reporting period. The number of units used in computing diluted earnings/ (loss) per unit comprises the weighted average units considered for deriving basic earnings/ (loss) per unit and also the weighted average number of

cash at banks and on hand, deposits held at call with bank or financial institutions, other short-term, highly liquid investments with original maturities of three months or less that are readily convertible to known amounts of cash and which are subject to an insignificant risk of changes in value.

### aa) Distribution Policy:

Under the provisions of the REIT Regulations, Embassy Office Parks REIT is required to distribute to the Unitholders not less than ninety percent of the net distributable cash flows ('NDCF') of Embassy Office Parks REIT and the current policy of the Manager is to comply with such requirement. The NDCF is calculated in accordance with the REIT Regulations and in the manner provided in the NDCF framework defined by the Manager. The Manager has made certain clarificatory amendments to the NDCF framework under the Distribution Policy to ensure that there is no ambiguity in computing the NDCF at Embassy REIT and SPV/Holdco level. The amended framework is approved by a special majority in the Unitholder's Meeting held on 8 July 2021 and is effective from 1 April 2021.

In terms of the REIT Regulations and NDCF framework which prescribes for the minimum amount of NDCF to be distributed to Embassy Office Parks REIT:

- not less than 90% of the NDCF of the SPVs are required to be distributed to the Embassy Office Parks REIT, in proportion to its shareholding in the SPV, subject to applicable provisions of the Companies Act, 2013.
- 100% of the cash flows received by the Holding Company from the underlying SPVs are required to be distributed to the Embassy Office Parks REIT, and not less than 90% of the NDCF generated by the Holding Company on its own shall be distributed to the Embassy Office Parks REIT, subject to applicable provisions of the Companies Act, 2013.
- The aforesaid net distributable cash flows are made available to Embassy Office Parks REIT in the form of (i) Interest paid on Shareholder Debt provided by Embassy Office Parks REIT to the SPVs/Holding Company, (ii) Principal repayment of Shareholder Debt, (iii) Dividend declared by the SPVs/Holding Company and received by Embassy

## Notes

to the Condensed Consolidated Financial Statements

units which could have been issued on the conversion of all dilutive potential units.

Dilutive potential units are deemed converted as of the beginning of the reporting date, unless they have been issued at a later date. In computing diluted earnings per unit, only potential equity units that are dilutive and which either reduces earnings per share or increase loss per units are included.

### ae) Earnings before finance costs, depreciation, amortisation, impairment loss and tax

The Embassy Office Parks Group has elected to present earnings before finance cost, depreciation, amortisation, impairment loss and tax as a separate line item on the face of the Consolidated Statement of Profit and Loss. The Embassy Office Parks Group measures earnings before finance cost, depreciation, amortisation, impairment loss and tax excluding share of profit of equity accounted investees on the basis of profit/ (loss) from continuing operations. In its measurement, the Embassy Office Parks Group does not include depreciation and amortisation expense, impairment loss, finance costs, share of profit of equity accounted investees and tax expense.

### af) Statement of net assets at fair value

The disclosure of Statement of Net Assets at Fair value comprises of the fair values of the properties held by Asset SPVs and the HoldCo as well as book values of the total liabilities and other assets of all SPVs consolidated. The fair value of the property held by Asset SPVs and HoldCo are reviewed semi-annually by the independent property valuer taking into consideration market conditions existing at the reporting date, and other generally accepted market practices. The independent valuer is leading independent appraiser with a recognised and relevant professional qualification and experience.

### ag) Recent pronouncements

On March 24, 2021, the Ministry of Corporate Affairs (“MCA”) through a notification, amended Schedule III of the Companies Act, 2013. The amendments revise Division I, II and III of Schedule III and are applicable from April 1, 2021. Key amendments relating to Division II which relate to companies whose financial statements are required to comply with

(all amounts in ₹ million unless otherwise stated)

Companies (Indian Accounting Standards) Rules 2015 inter alia as follows:

#### Balance Sheet:

- Lease liabilities should be separately disclosed under the head ‘financial liabilities’, duly distinguished as current or non-current.
- Certain additional disclosures in the statement of changes in equity such as changes in equity share capital due to prior period errors and restated balances at the beginning of the current reporting period.
- Specified format for disclosure of shareholding of promoters.
- Specified format for ageing schedule of trade receivables, trade payables, capital work-in-progress and intangible asset under development.
- If a company has not used funds for the specific purpose for which it was borrowed from banks and financial institutions, then disclosure of details of where it has been used.
- Specific disclosure under ‘additional regulatory requirement’ such as compliance with approved schemes of arrangements, compliance with number of layers of companies, title deeds of immovable property not held in name of company, loans and advances to promoters, directors, key managerial personnel (KMP) and related parties, details of benami property held etc.

#### Statement of profit and loss:

- Additional disclosures relating to Corporate Social Responsibility (CSR), undisclosed income and crypto or virtual currency specified under the head ‘additional information’ in the notes forming part of consolidated financial statements.

These amendments are extensive and the Group has given effect to few of these relevant to the preparation of the Condensed Consolidated Financial Statements. Further, the Group will evaluate the same to give effect to them as required by law in the Annual financial statements.

## Notes

to the Condensed Consolidated Financial Statements

### 3 PROPERTY, PLANT AND EQUIPMENT

#### Reconciliation of carrying amounts for the period ended 30 September 2021

(all amounts in ₹ million unless otherwise stated)

Particulars	Land-freehold (refer note 1)	Buildings	Plant and machinery	Furniture and fixtures	Electrical equipment	Office equipment	Computers	Operating supplies	Vehicles	Total
<b>Gross block (cost or deemed cost)</b>										
As at 1 April 2020	6,540.07	7,067.88	7,142.28	485.98	448.94	18.46	17.89	10.83	40.41	21,772.74
Additions due to business combination*	2,110.78	-	-	-	-	0.50	2.37	-	4.90	2,118.55
Additions for the year	213.30	-	221.59	0.23	8.96	0.62	0.11	-	-	444.81
Reclassifications	(18.15)	-	18.15	-	-	-	-	-	-	-
As at 31 March 2021	8,846.00	7,067.88	7,382.02	486.21	457.90	19.58	20.37	10.83	45.31	24,336.10
As at 1 April 2021	8,846.00	7,067.88	7,382.02	486.21	457.90	19.58	20.37	10.83	45.31	24,336.10
Additions for the period	-	-	-	-	-	18.52	-	0.47	-	18.99
As at 30 September 2021	8,846.00	7,067.88	7,382.02	486.21	457.90	38.10	20.37	11.30	45.31	24,355.09
<b>Accumulated depreciation and impairment</b>										
As at 1 April 2020	84.00	365.24	430.82	84.47	69.73	11.33	10.97	10.83	6.42	1,073.81
Charge for the year	-	125.92	436.47	78.32	26.96	1.73	0.85	-	4.64	674.89
Impairment loss (refer note 6)	72.94	339.36	59.23	20.55	24.26	2.08	0.46	-	1.17	520.05
As at 31 March 2021	156.94	830.52	926.52	183.34	120.95	15.14	12.28	10.83	12.23	2,266.75
As at 1 April 2021	156.94	830.52	926.52	183.34	120.95	15.14	12.28	10.83	12.23	2,266.75
Charge for the period	-	60.79	220.78	38.39	15.38	0.95	1.29	0.04	2.36	339.98
As at 30 September 2021	156.94	891.31	1,147.30	221.73	136.33	16.09	13.57	10.87	14.59	2,608.73
<b>Carrying amount (net)</b>										
As at 31 March 2021	8,689.06	6,237.36	6,455.50	302.87	336.95	4.44	8.09	-	33.08	22,067.35
As at 30 September 2021	8,689.06	6,176.57	6,234.72	264.48	321.57	22.01	6.80	0.43	30.72	21,746.36

\*Above assets have been acquired as part of business combination. Refer note 2.1 Basis for consolidation and note 48 and 49.

#### Notes:

- The solar plant has been constructed on 465.77 acres of land, of which title for 405.73 acres is registered in name of the group and balance 60.04 acres is in the process of registration and is scheduled to be completed by 31 December 2021.
- Accumulated Depreciation as at 30 September 2021 includes impairment loss of ₹886.18 million (31 March 2021: ₹886.18 million).

### 4 CAPITAL WORK-IN-PROGRESS

Particulars	As at 30 September 2021	As at 31 March 2021
MPLL - Hilton Hotels (Front Parcel)*	6,324.33	4,509.34
VTPL - Hilton Hotels**	253.94	230.13
	<b>6,578.27</b>	<b>4,739.47</b>

\*forms part of MPPL CGU

\*\*forms part of ETV CGU

#### Note:

#### Borrowing cost capitalised

MPPL-Hilton Hotel (Front Parcel) and VTPL-Hilton Hotel are currently under development. The amount of borrowing cost capitalised during the period ended 30 September 2021 is ₹172.54 million (31 March 2021: ₹249.34 million). The rate used to determine the amount of borrowing costs eligible for capitalisation is the capitalisation rate which is the SPV specific “Weighted Average Borrowing Cost (WABC)”.

## Notes

to the Condensed Consolidated Financial Statements

### 5 INVESTMENT PROPERTY

#### Reconciliation of carrying amounts for the period ended 30 September 2021

Particulars	Land-freehold	Land-leasehold (Refer notes)	Buildings	Plant and machinery	Furniture and fixtures	Electrical equipment	Office equipment	Vehicle	Computer	Total
<b>Gross block (cost or deemed cost)</b>										
As at 1 April 2020	75,183.43	28,227.18	81,683.17	9,574.22	1,490.56	2,270.67	43.42	5.31	10.84	198,488.80
Additions due to business combination*	51,352.70	135.51	25,300.30	3,311.28	259.41	1,115.14	0.64	-	-	81,474.98
Additions for the year	33.10	7.95	800.75	230.42	59.74	52.42	19.68	-	1.16	1,205.22
Disposals	(21.74)	-	(23.25)	(19.93)	(50.68)	(13.23)	-	-	-	(128.83)
As at 31 March 2021	126,547.49	28,370.64	107,760.97	13,095.99	1,759.03	3,425.00	63.74	5.31	12.00	281,040.17
As at 1 April 2021	126,547.49	28,370.64	107,760.97	13,095.99	1,759.03	3,425.00	63.74	5.31	12.00	281,040.17
Additions for the period	111.00	-	995.38	147.05	118.92	52.99	-	-	-	1,425.34
As at 30 September 2021	126,658.49	28,370.64	108,756.35	13,243.04	1,877.95	3,477.99	63.74	5.31	12.00	282,465.51
<b>Accumulated depreciation and impairment</b>										
As at 1 April 2020	-	483.74	2,106.20	947.20	360.10	487.10	22.82	3.48	1.68	4,412.32
Charge for the year	12.80	360.92	2,239.82	1,086.54	240.15	331.07	4.76	0.55	1.45	4,265.26
Impairment loss (refer note 6)	-	-	15.78	2.83	0.03	0.25	0.01	0.01	-	31.71
Disposals	-	-	-	(2.71)	(8.89)	(3.28)	-	-	-	(14.88)
As at 31 March 2021	12.80	844.66	4,361.80	2,033.86	591.39	815.14	27.59	4.04	3.13	8,694.41
As at 1 April 2021	12.80	844.66	4,361.80	2,033.86	591.39	815.14	27.59	4.04	3.13	8,694.41
Charge for the period	-	180.46	1,366.79	690.83	153.64	228.27	3.94	0.64	2.18	2,626.75
As at 30 September 2021	12.80	1,025.12	5,728.59	2,724.69	745.03	1,043.41	31.53	4.68	5.31	11,321.16
<b>Carrying amount (net)</b>										
As at 31 March 2021	126,534.69	27,525.98	103,399.17	11,062.13	1,167.64	2,609.86	36.15	1.27	8.87	272,345.76
As at 30 September 2021	126,645.69	27,345.52	103,027.76	10,518.35	1,132.92	2,434.58	32.21	0.63	6.69	271,144.35

\*Above assets have been acquired as part of business combination. Refer note 2.1 Basis for consolidation and note 48 and 49.

#### Notes:

- EPTPL: The leasehold land for Embassy Techzone is taken from Maharashtra Industrial Development Corporation ('MIDC') on a lease for a period of 95 years. The lease expires in July 2100. Pursuant to the Composite Scheme of Arrangement (the Scheme) approved by National Company Law Tribunal (NCLT), the transfer for lease deeds of the leasehold land to EPTPL is in process (refer note 54).
- OBPPL: The leasehold land for Embassy Oxygen is taken from New Okhla Industrial Development Authority ('NOIDA') on lease for a period of 90 years. The lease expires in September 2097.
- ETPL: The leasehold land for First International Financial Centre is taken from Mumbai Mahanagar Regional Development Authority ('MRDA') on a lease for a period of 80 years. The lease expires in June 2088.
- GSPL: The leasehold land for Embassy Galaxy is taken from NOIDA on a lease for a period of 90 years. The lease expires in June 2095.
- QBPL: The leasehold land for Embassy Quadron is taken from MIDC for a lease term of 95 years. The lease expires in October 2100. As per the lease agreement the Company can renew the lease for a further period of 95 years.
- VTPL: VTPL had earlier entered into lease-cum sale agreement for the land located in Embassy TechVillage with Karnataka Industrial Area Development Board (KIADB) for a period of 20 years commencing from 16 June 2006. As per the lease agreement KIADB shall sell the land to VTPL at any time during the tenure of the lease or on expiry of the lease period, if VTPL has performed all the conditions contained in the agreement and committed no breach thereof. VTPL had converted the leasehold land measuring 81.385 acres into a freehold land as per the sale deed entered with KIADB on 12 February 2018. Further, 1 acre and 37 guntas leasehold land is yet to be registered and is classified as a leasehold land and no depreciation has been charged on the same.
- Investment property comprises of commercial buildings and other assets forming part of the buildings, that is leased to third parties. The license agreement entered into with tenants may or may not contain an initial non-cancellable period. Subsequent renewals of these license agreements are negotiated with the tenants and historically the average renewal period ranges between three and five years.
- The investment property have been leased out to lessees / held for lease on operating lease basis.
- The plant and machinery and furniture and fixtures are physically attached to the buildings and form an integral part thereof, hence they are considered as investment property.
- Additions to investment property and investment property under development include borrowing cost amounting to ₹379.69 million (31 March 2021: ₹184.43 million) at a capitalisation rate which is the SPV specific Weighted Average Borrowing Cost (WABC).
- In accordance with Ind AS 116- Leases, investment property includes Right-of-Use (ROU) asset of ₹302.24 million (31 March 2021: ₹304.21 million) which is recorded under Land Leasehold. The corresponding lease liability amounting to ₹331.25 million (31 March 2021: ₹334.87 million) is recorded under other financial liabilities.
- Accumulated Depreciation as at 30 September 2021 includes impairment loss of ₹31.71 million (31 March 2021: ₹31.71 million).

## Notes

to the Condensed Consolidated Financial Statements

(all amounts in ₹ million unless otherwise stated)

### 6 GOODWILL [REFER NOTE 2.1(B) AND 49] As at 30 September 2021

SPV	Goodwill as at 1 April 2021	Consideration transferred for business combination during the period	Fair value of net assets of business combination during the period/ adjustments	Goodwill on acquisitions during the period	Impairment loss for the period	Net carrying value as at 30 September 2021
MPPL	11,016.16	-	-	-	-	11,016.16
EPTPL (refer note 54)	11,913.28	-	-	-	-	11,913.28
EEPL	267.84	-	-	-	-	267.84
UPPL	131.89	-	-	-	-	131.89
ETPL	2,899.23	-	-	-	-	2,899.23
GSPL	1,962.11	-	-	-	-	1,962.11
IENMPL	6,071.57	-	-	-	-	6,071.57
OBPPL	6,529.49	-	-	-	-	6,529.49
QBPPL	1,596.82	-	-	-	-	1,596.82
QBPL	3,198.66	-	-	-	-	3,198.66
VCPPPL	4,265.12	-	-	-	-	4,265.12
ETV assets (refer note 49)	14,094.07	-	99.11	-	-	14,193.18
	<b>63,946.24</b>	<b>-</b>	<b>99.11</b>	<b>-</b>	<b>-</b>	<b>64,045.35</b>

### As at 31 March 2021

SPV	Goodwill as at 1 April 2020	Consideration transferred for business combination during the year	Fair value of net assets of business combination during the year	Goodwill on acquisitions during the year	Impairment loss for the year	Net carrying value as at 31 March 2021
MPPL	11,016.16	-	-	-	-	11,016.16
EPTPL (refer note 54)	11,913.28	-	-	-	-	11,913.28
EEPL	267.84	-	-	-	-	267.84
UPPL	202.73	-	-	-	70.84	131.89
ETPL	2,899.23	-	-	-	-	2,899.23
GSPL	1,962.11	-	-	-	-	1,962.11
IENMPL	6,071.57	-	-	-	-	6,071.57
OBPPL	6,529.49	-	-	-	-	6,529.49
QBPPL	1,596.82	-	-	-	-	1,596.82
QBPL	3,565.02	-	-	-	366.36	3,198.66
VCPPPL	4,265.12	-	-	-	-	4,265.12
ETV assets (refer note 49)	-	57,565.47	43,471.40	14,094.07	-	14,094.07
	<b>50,289.37</b>	<b>57,565.47</b>	<b>43,471.40</b>	<b>14,094.07</b>	<b>437.20</b>	<b>63,946.24</b>

As a result of the valuation, during the previous year ended 31 March 2021 an impairment loss of ₹437.20 million was recognized in the Statement of Profit and Loss against Goodwill, an impairment loss of ₹520.05 million was recognized in the Statement of Profit and Loss against property, plant and equipment and an impairment loss of ₹31.71 million was recognized in the Statement of Profit and Loss against investment property totalling to ₹988.96 million as impairment loss. Impairment loss majorly relates to the hospitality segment and more specifically UPPL (Hilton Hotel), and hospitality segment of QBPL (Four Seasons Hotel) as well as Embassy One (Commercial segment) forming part of QBPL. The impairment loss arose in these CGUs due to slower ramp up of room occupancy, slower than anticipated lease-up coupled with the current economic conditions due to Covid-19 pandemic. The annual impairment test performed considers the current economic conditions and revised business plans to determine the higher of the "value in use" and the "fair value less cost to sell" in accordance with Ind AS 36.

The financial projections basis which the future cash flows have been estimated considering the increase in economic uncertainties due to COVID-19, revisiting the key operating assumptions as well as growth rates factored while arriving at terminal value and subjecting these variables to sensitivity analysis.

## Notes

to the Condensed Consolidated Financial Statements

(all amounts in ₹ million unless otherwise stated)

### 7 OTHER INTANGIBLE ASSETS

#### Reconciliation of carrying amounts for the period ended 30 September 2021

Particulars	CAM service rights	Power Purchase Agreement	Right to use trade mark	Computer software	Total
<b>As at 1 April 2020</b>	-	<b>3,348.00</b>	<b>1,781.88</b>	<b>32.72</b>	<b>5,162.60</b>
Additions due to business combination*	9,826.91	-	1,860.00	1.66	11,688.57
Addition during the year	-	-	-	1.53	1.53
<b>As at 31 March 2021</b>	<b>9,826.91</b>	<b>3,348.00</b>	<b>3,641.88</b>	<b>35.91</b>	<b>16,852.70</b>
<b>As at 1 April 2021</b>	<b>9,826.91</b>	<b>3,348.00</b>	<b>3,641.88</b>	<b>35.91</b>	<b>16,852.70</b>
Addition during the period	-	-	-	3.99	3.99
<b>As at 30 September 2021</b>	<b>9,826.91</b>	<b>3,348.00</b>	<b>3,641.88</b>	<b>39.90</b>	<b>16,856.69</b>
<b>Accumulated amortisation</b>					
<b>As at 1 April 2020</b>	-	<b>145.56</b>	-	<b>15.68</b>	<b>161.24</b>
Amortisation for the year	612.13	145.57	-	9.12	766.82
<b>As at 31 March 2021</b>	<b>612.13</b>	<b>291.13</b>	-	<b>24.80</b>	<b>928.06</b>
<b>As at 1 April 2021</b>	<b>612.13</b>	<b>291.13</b>	-	<b>24.80</b>	<b>928.06</b>
Amortisation for the period	909.63	73.13	-	2.10	984.86
<b>As at 30 September 2021</b>	<b>1,521.76</b>	<b>364.26</b>	-	<b>26.90</b>	<b>1,912.92</b>
<b>Carrying amount (net)</b>					
<b>As at 31 March 2021</b>	<b>9,214.78</b>	<b>3,056.87</b>	<b>3,641.88</b>	<b>11.11</b>	<b>15,924.64</b>
<b>As at 30 September 2021</b>	<b>8,305.15</b>	<b>2,983.74</b>	<b>3,641.88</b>	<b>13.00</b>	<b>14,943.77</b>

\*Refer note 2.1 Basis for consolidation and note 48 and 49.

### 8 INVESTMENT PROPERTY UNDER DEVELOPMENT (IPUD)

IPUD mainly comprises upcoming buildings and other infrastructure upgrades in various properties. The details are as follows:

SPV/ Hold Co	Particulars	As at 30 September 2021	As at 31 March 2021
<b>Base build</b>			
SIPL	Block 9	5,255.99	3,794.98
VTPL	Block 8	540.39	429.47
EPTPL	Hudson block and Ganges block	1,752.82	816.34
OBPL	Tower 1	791.91	619.44
<b>Infrastructure and Upgrade Projects</b>			
MPPL	Flyover	1,802.45	1,311.14
MPPL	Master plan upgrade	1,475.95	1,091.40
VTPL	Master plan upgrade	53.83	48.15
EPTPL	Master plan upgrade	658.20	500.46
QBPL	Master plan upgrade	55.75	311.96
Multiple	Various	61.31	45.45
		<b>12,448.60</b>	<b>8,968.79</b>

## Notes

to the Condensed Consolidated Financial Statements

(all amounts in ₹ million unless otherwise stated)

### 9 EQUITY ACCOUNTED INVESTEE

Particulars	As at 30 September 2021	As at 31 March 2021
<b>Investment in joint venture</b>		
Golflinks Software Park Private Limited	23,808.99	24,118.57
	<b>23,808.99</b>	<b>24,118.57</b>
Goodwill on acquisition included as a part of carrying cost	10,449.36	10,449.36

Particulars	As at 30 September 2021	As at 31 March 2021
Percentage ownership interest	50%	50%
Fair value of net assets on Purchase Price Allocation	26,247.74	26,247.74
Embassy Office Parks Group's share of net assets (50%)	13,123.87	13,123.87
Carrying amount of interest (including goodwill)	23,808.99	24,118.57

### 10 OTHER NON-CURRENT FINANCIAL ASSETS

Particulars	As at 30 September 2021	As at 31 March 2021
<b>Unsecured, considered good</b>		
Fixed deposits with banks*	836.99	846.16
Unbilled revenue	762.00	832.37
Security deposits		
- related party (refer note 47)	-	4.30
- others	889.91	830.88
Receivable under finance lease	1,018.16	1,246.09
Receivable for sale of co-developer rights	540.00	1,080.00
	<b>4,047.06</b>	<b>4,839.80</b>
*Includes fixed deposits held as lien against debt taken and margin money for bank guarantee	836.99	846.16

### 11 NON-CURRENT TAX ASSETS (NET)

Particulars	As at 30 September 2021	As at 31 March 2021
Advance tax, net of provision for tax	1,151.95	1,095.27
	<b>1,151.95</b>	<b>1,095.27</b>

### 12 OTHER NON-CURRENT ASSETS

Particulars	As at 30 September 2021	As at 31 March 2021
<b>Unsecured, considered good</b>		
Advance paid for co-development of property, including development rights on land (refer note 47 and 53)	14,647.60	13,863.03
Other capital advances		
- related party (refer note 47)	263.31	274.23
- others	2,117.08	3,294.28
Balances with government authorities	199.82	189.97
Paid under protest to government authorities (refer note 44)	727.63	702.44
Prepayments	70.63	59.67
	<b>18,026.07</b>	<b>18,383.62</b>

### 13 INVENTORIES (VALUED AT LOWER OF COST AND NET REALISABLE VALUE)

Particulars	As at 30 September 2021	As at 31 March 2021
Stock of consumables	9.58	10.80
	<b>9.58</b>	<b>10.80</b>

## Notes

to the Condensed Consolidated Financial Statements

(all amounts in ₹ million unless otherwise stated)

### 14 TRADE RECEIVABLES

Particulars	As at 30 September 2021	As at 31 March 2021
<b>Unsecured</b>		
Considered good *	268.85	473.16
Credit impaired	43.30	56.21
Less: Allowances for impairment losses	(43.30)	(56.21)
	<b>268.85</b>	<b>473.16</b>

\*Includes trade receivables from related parties amounting to ₹184.38 million (31 March 2021: ₹327.53 million) (refer note 47).

### 15A CASH AND CASH EQUIVALENTS

Particulars	As at 30 September 2021	As at 31 March 2021
Cash on hand	0.71	0.69
Balances with banks		
- in current accounts*	7,062.52	9,068.79
- in escrow accounts		
- Balances with banks for unclaimed distributions	1.75	2.00
- Others^	19.70	103.30
- in deposit accounts with original maturity of less than three months	21.36	-
	<b>7,106.04</b>	<b>9,174.78</b>

\* Balance in current accounts includes cheques on hand as at 30 September 2021 amounting to ₹535.12 million (31 March 2021: ₹763.77 million).

^ Includes unspent Corporate Social Responsibility (CSR) balances amounting to ₹4.50 million (31 March 2021: ₹38.56 million) which has been deposited in separate escrow accounts.

### 15B OTHER BANK BALANCES

Particulars	As at 30 September 2021	As at 31 March 2021
Balances with banks		
- in fixed deposit accounts with original maturity greater than three months and maturity less than twelve months from the reporting date*	192.65	253.75
	<b>192.65</b>	<b>253.75</b>
*Deposit for availing letter of credit facilities	192.65	253.75

### 16 OTHER CURRENT FINANCIAL ASSETS

Particulars	As at 30 September 2021	As at 31 March 2021
<b>Unsecured, considered good</b>		
Interest accrued but not due		
- on fixed deposits	1.81	0.50
- on statutory deposits	12.57	21.49
- on others	1.01	4.61
Security deposits	0.53	1.03
Unbilled revenue (refer note 47)	346.34	443.03
Unbilled maintenance charges	224.47	224.61
Receivable under finance lease	444.39	427.74
Receivable for rental support from a related party (refer note 47)	564.41	1,108.78
Receivable for sale of co-developer rights	1,384.13	1,632.97
Other receivables		
- related parties (refer note 47)	266.93	185.99
- others	4.13	6.63
	<b>3,250.72</b>	<b>4,057.38</b>

## Notes

to the Condensed Consolidated Financial Statements

(all amounts in ₹ million unless otherwise stated)

### 17 OTHER CURRENT ASSETS

Particulars	As at 30 September 2021	As at 31 March 2021
<b>Unsecured, considered good</b>		
Advance for supply of goods and rendering of services		
- to related parties (refer note 47)	-	2.67
- to others	29.37	21.68
Balances with government authorities	92.71	237.71
Prepayments	601.24	123.18
Other advances	1.35	10.10
	<b>724.67</b>	<b>395.34</b>

### 18 UNIT CAPITAL

Unit Capital	No in Million	Amount
<b>As at 1 April 2020</b>	<b>771.67</b>	<b>229,120.96</b>
Units issued during the year	176.23	59,999.35
Less: Issue expenses (refer note below)	-	(858.20)
<b>Closing balance as at 31 March 2021</b>	<b>947.90</b>	<b>288,262.11</b>
<b>As at 1 April 2021</b>	<b>947.90</b>	<b>288,262.11</b>
Changes during the period	-	-
<b>Closing balance as at 30 September 2021</b>	<b>947.90</b>	<b>288,262.11</b>

#### Note:

During the previous year ended 31 March 2021 estimated issue expenses pertaining to further issue of units (Institutional Placement and Preferential Allotment) were reduced from the Unitholders capital in accordance with Ind AS 32 Financial Instruments: Presentation. The issue expenses included payments to auditor of ₹51.55 million (excluding applicable taxes).

#### (a) Terms/ rights attached to Units

The Trust has only one class of Units. Each Unit represents an undivided beneficial interest in the Trust. Each holder of Units is entitled to one vote per unit. The Unitholders have the right to receive at least 90% of the Net Distributable Cash Flows of the Trust at least once in every six months in each financial year in accordance with the REIT Regulations. The Board of Directors of the Manager approves distributions to Unitholders. The distribution will be in proportion to the number of Units held by the Unitholders. The Trust declares and pays distributions in Indian Rupees.

Under the provisions of the REIT Regulations, Embassy Office Parks REIT is required to distribute to Unitholders not less than 90% of the net distributable cash flows of Embassy Office Parks REIT for each financial year. Accordingly, a portion of the Unitholders' funds contains a contractual obligation of the Trust to pay to its Unitholders cash distributions. The Unitholders' funds could have been classified as compound financial instrument which contain both equity and liability components in accordance with Ind AS 32 - Financial Instruments: Presentation. However, in accordance with SEBI Circulars (No. CIR/IMD/DF/146/2016 dated 29 December 2016 and No. CIR/IMD/DF/141/2016 dated 26 December 2016) issued under the REIT Regulations, the Unitholders' funds have been classified as equity in order to comply with the mandatory requirements of Section H of Annexure A to the SEBI Circular dated 26 December 2016 dealing with the minimum disclosures for key financial statements. Consistent with Unitholders' funds being classified as equity, the distributions to Unitholders is presented in Statement of Changes in Unitholders' Equity and not as finance cost. In line with the above, the dividend payable to Unitholders is recognised as liability when the same is approved by the Manager.

#### (b) Unitholders holding more than 5 percent Units in the Trust

Name of the Unitholder	As at 30 September 2021		As at 31 March 2021	
	No of Units	% holding	No of Units	% holding
Embassy Property Developments Private Limited	115,484,802	12.18%	115,484,802	12.18%
SG Indian Holding (NQ) Co I Pte Limited	74,262,742	7.83%	88,333,166	9.32%
BRE Mauritius Investments	77,431,543	8.17%	83,730,208	8.83%



## Notes

to the Condensed Consolidated Financial Statements

(all amounts in ₹ million unless otherwise stated)

- (c) The Trust has not allotted any fully paid-up units by way of bonus units nor has it bought back any class of units from the date of incorporation till the balance sheet date. Further, the Trust has issued an aggregate of 613,332,143 Units at ₹300.00 each for consideration other than cash from the date of incorporation till 30 September 2021.

Further, during the year ended 31 March 2021, the Trust has issued 111,335,400 Units at a price of ₹331.00 per Unit through an Institutional Placement. The Trust also made Preferential allotment of 64,893,000 Units at ₹356.70 per Unit to acquire 40% equity interest of VTPL held by third party shareholders.

### 19 OTHER EQUITY

Particulars	As at 30 September 2021	As at 31 March 2021
<b>Reserves and Surplus</b>		
Retained earnings	(23,975.87)	(17,331.44)
	<b>(23,975.87)</b>	<b>(17,331.44)</b>

\*Refer Consolidated Statement of Changes in Unitholders' Equity for detailed movement in other equity balances.

#### Retained earnings

The cumulative gain or loss arising from the operations which is retained by the Embassy Office Parks REIT is recognized and accumulated under the heading of retained earnings. At the end of the period, the profit/(loss) after tax is transferred from the Statement of Profit and Loss to the retained earnings account.

### 20 NON-CURRENT BORROWINGS

Particulars	As at 30 September 2021	As at 31 March 2021
<b>Secured</b>		
<b>Non-convertible debentures</b>		
36,500 (31 March 2021: 36,500) Embassy REIT Series I, Non-Convertible debentures (NCD) 2019, face value of ₹1,000,000 each (net of issue expenses, at amortised cost) [refer note 25]		
- Embassy REIT Series I NCD 2019 - Tranche I (refer notes i and v)	-	35,503.62
- Embassy REIT Series I NCD 2019 - Tranche II (refer notes i and v)	-	7,276.40
15,000 (31 March 2021: 15,000) Embassy REIT Series II, Non-Convertible debentures (NCD) 2020, face value of ₹1,000,000 each (net of issue expenses, at amortised cost)		
- Embassy REIT Series II NCD 2020 - Tranche A (refer notes ii and v)	7,405.54	7,382.15
- Embassy REIT Series II NCD 2020 - Tranche B (refer notes ii and v)	7,449.92	7,437.51
26,000 (31 March 2021: 26,000) Embassy REIT Series III, Non-Convertible debentures (NCD) 2021, face value of ₹1,000,000 each (net of issue expenses, at amortised cost) [refer notes (iii) and (v) below]	25,768.06	25,719.40
3,000 (31 March 2021: Nil) Embassy REIT Series IV, Non-Convertible debentures (NCD) 2021, face value of ₹1,000,000 each (net of issue expenses, at amortised cost) [refer notes (iv) and (v) below]	2,972.93	-
<b>Term loans</b>		
- from banks (refer note vi)	24,932.01	22,701.75
- vehicle loans	-	2.50
	<b>68,528.46</b>	<b>106,023.33</b>

#### Notes:

- (i) In May 2019, the Trust issued 30,000 listed, AAA rated, secured, redeemable and non-convertible Embassy REIT Series I NCD 2019 (Tranche I), debentures having face value of ₹1 million each amounting to ₹30,000.00 million with an Internal Rate of Return (IRR) of 9.4% and will mature on 2 June 2022. In November 2019, the Trust further issued 6,500 such debentures (Tranche II) with an Internal Rate of Return (IRR) of 9.05% and with same terms and conditions as Tranche I.

## Notes

to the Condensed Consolidated Financial Statements

(all amounts in ₹ million unless otherwise stated)

The Tranche I and Tranche II NCD described above were listed on the Bombay Stock Exchange on 15 May 2019 and 28 November 2019 respectively.

#### Security terms

The NCD's are secured against each of the following in favour of the Security Trustee (holding for the benefit of the Debenture Trustee and ranking pari passu inter se the Debenture Holders):

- A sole and exclusive first ranking charge created by MPPL on (a) land measuring 112.475 acres at Bengaluru together with blocks and various commercial buildings; (b) 1.022 acres (Phase 1) and 1.631 (Phase IV) acres of undivided right, title and interest in the commercial complex known as "Mfar Manyata Tech Park". The above charge excludes L1 - Office block, consisting of 4,77,949 sq.ft of super built up area along with the undivided share of the lands and future development / construction on Blocks designated as F1 and L4 that MPPL may undertake in the Project "Embassy Manyata Business Park" along with the remaining undivided share of such land.
- A sole and exclusive first ranking pledge created by the Embassy REIT over their total shareholding in the SPVs namely QBPPL, ETPL, VCPPL, GSPL and MPPL together known as "secured SPVs".
- A sole and exclusive first ranking charge by way of hypothecation created by the Embassy REIT over identified bank accounts and receivables of the Trust.
- A sole and exclusive first ranking charge by way of hypothecation created by each secured SPV over identified bank accounts and receivables of each secured SPV.
- A negative pledge on all assets of each secured SPV except MPPL.

#### Redemption terms:

- These debentures are redeemable by way of bullet payment on 2 June 2022.
- Tranche I debentures have a redemption premium of 9.4% IRR compounded annually and Tranche II debentures have a redemption premium of 9.05% IRR compounded annually.

- In case of downgrading of credit rating, the IRR shall increase by 0.25% - 1.25% over and above the applicable IRR calculated from the date of change of rating. In case of any subsequent upgrading of credit rating, the IRR shall restore/decrease by 0.25% - 1.00% over and above the applicable IRR calculated from the date of change of rating.

- The issuer shall have the option of redeeming all or part of the debentures on a pro-rata basis at any time on a specified call option date (between May 2021 to May 2022) by delivering a Call Option Notice to the debenture holders prior to the relevant call option date, subject to certain agreed minimum aggregate nominal value of debentures being redeemed.

The Trust has issued a call option notice dated 1 October 2021 and accordingly these debentures are due for redemption on 2 November 2021 as per the terms of debenture trust deed.

Since these debentures are due for maturity in the next twelve months, they have been disclosed as current maturities of long term debt under short-term borrowings [refer note 20(vii) and 25].

- (ii) In September 2020, the Trust issued 7,500 listed, AAA rated, secured, redeemable and non-convertible Embassy REIT Series II NCD 2020 (Tranche A), debentures having face value of ₹1 million each amounting to ₹7,500.00 million with a coupon rate of 7.25% p.a. payable quarterly. In October 2020, the Trust further issued 7,500 such debentures (Tranche B), with a coupon rate of 6.70% p.a. payable quarterly and with same terms and conditions as Tranche A.

The Tranche A and Tranche B NCD described above were listed on the Bombay Stock Exchange on 17 September 2020 and 05 November 2020 respectively.

#### Security terms

The NCD's are secured against each of the following in favour of the Security Trustee (holding for the benefit of the Debenture Trustee and ranking pari passu inter se the Debenture Holders):

- A sole and exclusive first ranking charge by way of mortgage created by EPTPL

## Notes

to the Condensed Consolidated Financial Statements

(all amounts in ₹ million unless otherwise stated)

on the constructed buildings and related parcels identified as Block 2, Block 3, Food court, Block 6, Block 1, Block 11 and Block 5, having an aggregate leasable area of 200,674 square meters and forming part of the development known as Embassy Tech Zone together with portion of land admeasuring 96,630 square meters on which the aforesaid buildings are constructed out of the aggregate area of land measuring 67.45 acres equivalent to 272,979 sq. mtrs.

2. A sole and exclusive first ranking pledge created by the Embassy REIT over the shareholding in the SPVs namely IENMPL and EPTPL together known as "secured SPVs" along with shareholder loans given to these SPVs.
3. A sole and exclusive first ranking charge by way of hypothecation created by Embassy REIT over identified bank accounts and receivables.
4. A sole and exclusive first ranking charge by way of hypothecation created by EPTPL over identified bank accounts and receivables.
5. A Corporate Guarantee issued by each of EPTPL and IENMPL.

### Redemption terms:

1. Interest is payable on the last day of each financial quarter in a year until the Scheduled Redemption Date.
2. These debentures will be redeemed on the expiry of 37 months from the Date of Allotment for the Debentures at par on 9 October 2023.
3. In case of downgrading of credit rating, the coupon rate shall increase by 0.25% - 1.25% over and above the applicable coupon rate calculated from the date of change of rating. In case of any subsequent upgrading of credit rating, the IRR shall restore/decrease by 0.25% - 1.00% over and above the coupon rate calculated from the date of change of rating.
4. The issuer shall have the option of redeeming all or part of the debentures on a pro-rata basis at any time on a specified call option date (between March 2023 to Sep 2023) by delivering a Call Option Notice to the debenture holders prior to the relevant call option date, subject to certain

agreed minimum aggregate nominal value of debentures being redeemed.

- (iii) In January 2021, the Trust issued 26,000 listed, AAA rated, secured, redeemable, transferable and non-convertible Embassy REIT Series III NCD 2021 debentures having face value of ₹1 million each amounting to ₹26,000.00 million with an coupon rate of 6.40% p.a. payable quarterly.

The debentures described above were listed on the Bombay Stock Exchange on 19 January 2021.

### Security terms

The NCD's are secured against each of the following in favour of the Security Trustee (holding for the benefit of the Debenture Trustee and ranking pari passu inter se the Debenture Holders):

1. A first ranking charge by way of mortgage created by VTPL on the constructed buildings and related parcels identified as Block 1A, Block 2 and Block 7B, having an aggregate leasable area of 343,772 square meters and forming part of the development known as Embassy TechVillage together with portion of land admeasuring 101,859 square meters on which the aforesaid buildings are constructed.
2. A first ranking pari passu pledge created by the Embassy REIT, MPPL and EOVPL over their shareholding in the SPVs namely EEPL and VTPL respectively together known as "Secured SPVs".
3. A sole and exclusive first ranking charge by way of hypothecation created by Embassy REIT over identified bank accounts and receivables.
4. A sole and exclusive first ranking charge by way of hypothecation created by VTPL over identified bank accounts and receivables.
5. A corporate guarantee issued by each of VTPL and EEPL.

### Redemption terms:

1. Interest is payable on the last day of each financial quarter in a year until the Scheduled Redemption Date.
2. These debentures will be redeemed on the expiry of 37 months from the Date of Allotment for the Debentures at par on 15 February 2024.

## Notes

to the Condensed Consolidated Financial Statements

(all amounts in ₹ million unless otherwise stated)

3. In case of downgrading of credit rating, the coupon rate shall increase by 0.25% - 1.00% over and above the applicable coupon rate calculated from the date of change of rating. In case of any subsequent upgrading of credit rating, the coupon rate shall restore/decrease by 0.25% - 1.00% over and above the coupon rate calculated from the date of change of rating.
4. The issuer shall have the option of redeeming all or part of the debentures on a pro-rata basis at any time on a specified call option date (between July 2023 to January 2024) by delivering a Call Option Notice to the debenture holders prior to the relevant call option date, subject to certain agreed minimum aggregate nominal value of debentures being redeemed.

- (iv) In September 2021, the Trust issued 3,000 listed, AAA rated, secured, redeemable, transferable and non-convertible Embassy REIT Series IV NCD 2021 debentures having face value of ₹1 million each amounting to ₹3,000.00 million with an coupon rate of 6.80% p.a. payable quarterly.

The debentures described above were listed on the Bombay Stock Exchange on 9 September 2021.

### Security terms

The NCD's are secured against each of the following in favour of the Security Trustee (holding for the benefit of the Debenture Trustee and ranking pari passu inter se the Debenture Holders):

1. A first ranking charge by way of mortgage created by SIPL on the constructed, under-construction buildings, erections, constructions of every description and related parcels identified as Block 9, admeasuring 1.1 million square feet and forming part of the development known as Embassy TechVillage.

2. A first ranking pari passu pledge created by the Embassy REIT over its shareholding in SIPL; known as the "Secured SPV".
3. A first ranking pari passu charge by way of hypothecation created by Embassy REIT over identified receivables from SIPL.
4. A first ranking pari passu charge by way of hypothecation created by SIPL over all current and future movable assets, including identified bank accounts and receivables.
5. A corporate guarantee issued by SIPL.

### Redemption terms:

1. Interest is payable on the last day of each financial quarter in a year until the Scheduled Redemption Date.
2. These debentures will be redeemed on the expiry of 60 months from the Date of Allotment for the Debentures at par on 7 September 2026.
3. In case of downgrading of credit rating, the coupon rate shall increase by 0.25% - 1.00% over and above the applicable coupon rate calculated from the date of change of rating. In case of any subsequent upgrading of credit rating, the coupon rate shall restore/decrease by 0.25% - 1.00% over and above the coupon rate calculated from the date of change of rating.
4. The issuer shall have the option of redeeming all or part of the debentures on a pro-rata basis at any time on a specified call option date (between March 2026 to August 2026) by delivering a Call Option Notice to the debenture holders prior to the relevant call option date, subject to certain agreed minimum aggregate nominal value of debentures being redeemed.

## Notes

to the Condensed Consolidated Financial Statements

(all amounts in ₹ million unless otherwise stated)

### (v) Disclosure required under SEBI circular SEBI/HO/DDHS/DDHS/CIR/P/2018/71 dated 13 April 2018

1. Details of non-convertible debentures are as follows:-

Particulars	Secured/ Unsecured	Previous due date		Next due date	
		Principal	Interest	Principal	Interest
Embassy REIT Series I NCD 2019	Secured	-	-	2 November 2021	2 November 2021
Embassy REIT Series II NCD 2020	Secured	-	30 September 2021	9 October 2023	31 December 2021
Embassy REIT Series III NCD 2021	Secured	-	30 September 2021	15 February 2024	31 December 2021
Embassy REIT Series IV NCD 2021	Secured	-	30 September 2021	7 September 2026	31 December 2021

2. Rating agency CRISIL has assigned a rating of "CRISIL AAA/Stable" to all the above NCDs.

3. Other requirements as per Guidelines for issuance of debt securities by Real Estate Investment Trusts (REITs)

Particulars	As at 30 September 2021	As at 31 March 2021
Asset cover ratio (refer a below)**	23.91%	22.79%
Debt - equity ratio (refer b below)	0.43	0.39
Debt - service coverage ratio (refer c below)	2.99	3.19
Interest-service coverage ratio (refer d below)	3.02	3.26
Net worth (refer e below)	264,286.24	270,930.67

Formulae for computation of ratios are as follows basis consolidated financial statements:-

- Asset cover ratio = Total borrowings\*/ Gross asset value as computed by independent valuers
- Debt equity ratio = Total borrowings\*/ Unitholders' Equity\*
- Debt Service Coverage Ratio = Earnings before Finance costs, Depreciation, Amortisation, Impairment Loss and Tax / [Finance cost (net of capitalisation and excluding interest on lease deposit and interest on lease liability) + Principal repayments made during the year]
- Interest Service Coverage Ratio = Earnings before Finance costs, Depreciation, Amortisation, Impairment Loss and Tax / Finance cost (net of capitalisation and excluding interest on lease deposit and interest on lease liability)
- Net worth = Unit capital + Other equity

\*Total borrowings = Long-term borrowings + Short-term borrowings  
Unitholder's Equity = Unit Capital + Other equity

\*\*Also in line with regulation 54 of SEBI Listing and Disclosure Regulations (LODR), 2015 as amended.

### (vi) (a) Lender 1 [balance as at 30 September 2021: ₹2,749.30 million (31 March 2021: ₹1,725.80 million)]

- First ranking mortgage over leasehold rights of 6.63 acres of Block M3 land and building being constructed thereon situated at Embassy Manyata Bengaluru.
- First ranking mortgage over 1.77 acres of Block F1 land and any future construction thereon situated at Embassy Manyata Business Park.
- Debt service reserve account to be maintained equal to three months interest on outstanding loan.
- Keepwell Undertaking from Embassy Office Parks REIT.

Repayment and interest terms	As at 30 September 2021	As at 31 March 2021
Repayable as bullet payment at the end of 36 months from first disbursement i.e., by March 2024. The loan carries an interest rate of 6M MCLR plus spread of 0.90% pa, currently 8.05%	2,749.30	1,725.80

## Notes

to the Condensed Consolidated Financial Statements

(all amounts in ₹ million unless otherwise stated)

### (b) Lender 2 [balance as at 30 September 2021: ₹2,927.17 million (31 March 2021: Nil)]

- Exclusive charge on mortgage of undivided share of land and building thereon (Office Tower - 1 and Office Tower -2 at NXT Block) situated at Front Parcel of Embassy Manyata, Bengaluru.
- Exclusive charge over the entire lease rental receivables from tenants, security deposits payable and current assets pertaining to buildings (Office Tower - 1 and Office Tower -2 at NXT Block) situated at Embassy Manyata, Bengaluru.
- Exclusive charge on the Escrow Account established and maintained pursuant to Escrow Agreement of the Borrower.
- Debt service reserve account to be maintained equal to three months debt servicing requirement on the outstanding amount under the Facility.

Repayment and interest terms	As at 30 September 2021	As at 31 March 2021
Repayable in 144 monthly instalments with Nil moratorium, from the date of drawdown. The loan carries an interest rate of 3M I-MCLR plus Nil spread, currently 7.05% p.a.	2,927.17	-

### (c) Lender 3 [balance as at 30 September 2021: ₹3,501.41 million (31 March 2021: Nil)]

- Exclusive charge on mortgage of undivided share of land and building thereon (Hilton Hotel, Hilton Garden Inn and Convention Centre) situated at Front Parcel of Embassy Manyata, Bengaluru.
- Exclusive charge over current assets and fixed and moveable assets pertaining to buildings (Hilton Hotel, Hilton Garden Inn and Convention Centre) situated at Embassy Manyata, Bengaluru.
- Exclusive charge on the Escrow Account established and maintained pursuant to Escrow Agreement of the Borrower.
- Keepwell Undertaking from Embassy Office Parks REIT.

Repayment and interest terms	As at 30 September 2021	As at 31 March 2021
Repayable in 120 monthly instalments from the date of drawdown, with moratorium till 30 September 2023. The loan carries an interest rate of 1-Year I-MCLR plus spread of 0.40%, currently 7.70% p.a.	3,501.41	-

### (d) Lender 4 [balance as at 30 September 2021: Nil (31 March 2021: ₹5,180.28 million)]

- First ranking exclusive mortgage of undivided share of land admeasuring 8.26 acres (Front Parcel) situated at Embassy Manyata, Bengaluru.
- First charge over entire cash flows, receivable, book debts, and revenues from the projects to be constructed at the land admeasuring 8.26 acres (Front Parcel) situated at Embassy Manyata, Bengaluru.
- First charge on the Trust and Retention Account and other accounts established and maintained pursuant to Trust and Retention Account Agreement.
- A corporate guarantee issued by Embassy Office Parks REIT.

Repayment and interest terms	As at 30 September 2021	As at 31 March 2021
Repayable by way of single bullet repayment in 18 months from date of commercial operations but not later than 30 September 2023. The debt carries interest of MCLR + 1.25%.	-	5,180.28

The loan has been foreclosed in the month of June 2021.

### (e) Lender 5 and 6 [balance as at 30 September 2021: ₹14,868.30 million (31 March 2021: ₹14,648.63 million)]

- First pari passu charge on Mortgage of parcel 5 land measuring 14.56 acres and buildings with 2.43 million square feet of office and amenity buildings at Embassy TechVillage, Bengaluru.
- First charge by way of hypothecation of the receivables of the above Buildings of Embassy TechVillage, Bengaluru.

## Notes

to the Condensed Consolidated Financial Statements

(all amounts in ₹ million unless otherwise stated)

3. Fixed deposit equal to the amount specified in sanction letter as debt service reserve account to be kept with lien marked in favour of bank during the tenure of the loan.

Name of the lender	Repayment and interest terms	As at 30 September 2021	As at 31 March 2021
Lender 5	Repayable in structured monthly instalments with no moratorium, interest rate of lender's 3M MCLR + Nil, currently 7.10% pa	7,434.97	7,198.66
Lender 6	Repayable in structured monthly instalments with no moratorium, interest rate of 3 months T-Bill rate + applicable spread, currently 7.10% p.a.	7,433.33	7,449.97

**(f) Lender 7 [balance as at 30 September 2021: ₹345.15 million (31 March 2021: ₹94.01 million)]**

Exclusive mortgage of undivided share of land of 3.24 acres and building being constructed thereon (Tower 1) situated at Embassy Oxygen, Noida.

Repayment and interest terms	As at 30 September 2021	As at 31 March 2021
Repayable in 4 quarterly instalments after moratorium of 4 quarters from date of drawdown. The debt carries interest of MCLR + Nil, currently 7.3% p.a.	345.15	94.01

**(g) Lender 8 [balance as at 30 September 2021: ₹Nil million (31 March 2021: ₹1,178.21 million)]**

- Exclusive mortgage of land admeasuring 8.00 acres and building constructed thereon situated at Block 9, Embassy TechVillage, Bengaluru.
- Exclusive charge on the receivables, cash flows, moveable assets of SIPL in relation to the Project.
- Exclusive charge on the Escrow Account established and maintained pursuant to Escrow Agreement and Current account of SIPL.

Repayment and interest terms	As at 30 September 2021	As at 31 March 2021
Repayable by way of single bullet repayment on 3 February 2023. The debt carries interest of 6M MCLR + 0.55%.	-	1,178.21

The loan has been foreclosed in the month of September 2021.

**(h) Lender 9 [balance as at 30 September 2021: ₹687.77 million (31 March 2021: Nil)]**

- Exclusive mortgage of undivided share of land admeasuring approximately 9.83 acres and building being constructed thereon at Hudson & Ganges blocks and MLCP Building at Embassy TechZone, Pune ("Project")
- Exclusive charge on the entire current assets including receivables of EPTPL in relation to the Project.
- Exclusive charge on the Escrow Account established and maintained pursuant to Escrow Agreement of EPTPL.

Repayment and interest terms	As at 30 September 2021	As at 31 March 2021
Repayable by way of single bullet repayment on 31 August 2023. The debt carries interest of 1 Year MCLR + 0.35%, currently 7.70% p.a.	687.77	-

**(vii) Subsequent events:**

Subsequent to 30 September 2021, Embassy REIT has raised ₹31,000 million Series V rupee-denominated, listed, rated, secured, redeemable, transferable NCDs by way of private placement at 6.5% average fixed coupon and MPPL has raised a term loan facility from a bank for ₹15,000 million at 6.35% floating coupon. Both these proceeds, totalling ₹46,000 million, will primarily be utilized to redeem the Series I NCDs on 2 November 2021.

## Notes

to the Condensed Consolidated Financial Statements

(all amounts in ₹ million unless otherwise stated)

### 21 OTHER NON-CURRENT FINANCIAL LIABILITIES

Particulars	As at 30 September 2021	As at 31 March 2021
Lease deposits (refer note 47)	3,548.53	4,155.40
Capital creditors for purchase of fixed assets	381.61	279.65
	<b>3,930.14</b>	<b>4,435.05</b>

### 22 PROVISIONS

Particulars	As at 30 September 2021	As at 31 March 2021
<b>Provision for employee benefits</b>		
- gratuity	7.12	5.79
	<b>7.12</b>	<b>5.79</b>

### 23 DEFERRED TAX

#### Deferred tax Assets (net)

Particulars	As at 30 September 2021	As at 31 March 2021
Minimum Alternate Tax credit entitlement	-	5.05
Deferred tax assets (net)	61.43	43.79
	<b>61.43</b>	<b>48.84</b>

#### Deferred tax liabilities (net)

Particulars	As at 30 September 2021	As at 31 March 2021
Minimum Alternate Tax credit entitlement	(4,600.18)	(4,586.33)
Deferred tax liabilities (net)	57,297.92	57,882.76
	<b>52,697.74</b>	<b>53,296.43</b>

### 24 OTHER NON-CURRENT LIABILITIES

Particulars	As at 30 September 2021	As at 31 March 2021
Deferred lease rental	566.71	666.38
Advances from customers	18.89	18.88
	<b>585.60</b>	<b>685.26</b>

### 25 SHORT-TERM BORROWINGS

Particulars	As at 30 September 2021	As at 31 March 2021
<b>Current maturities of long-term debt</b>		
<b>Secured</b>		
Non-convertible debentures		
36,500 (31 March 2021: 36,500) Embassy REIT Series I, Non-Convertible debentures (NCD) 2019, face value of ₹1,000,000 each (net of issue expenses, at amortised cost) [refer note 20(i) and (i) below]		
- Embassy REIT Series I NCD 2019 - Tranche I	37,275.89	-
- Embassy REIT Series I NCD 2019 - Tranche II	7,640.85	-
Terms loans		
- from banks and financial institutions	156.84	139.58
<b>Unsecured</b>		
- debentures [refer note (ii) below and note 47]	60.00	60.00
	<b>45,133.58</b>	<b>199.58</b>

## Notes

to the Condensed Consolidated Financial Statements

(all amounts in ₹ million unless otherwise stated)

- (i) Since these debentures are due for maturity in the next twelve months, they have been disclosed as current maturities of long term debt under short-term borrowings.
- (ii) In October 2020, pursuant to the Business Transfer Agreement with Embassy Services Private Limited (refer note 48) EPTPL has issued 100,000 unlisted, unrated, unsecured, redeemable and non-convertible debentures to ESPL having face value of ₹100 each (EPTPL debentures) amounting to ₹10.00 million with no interest rate attached. Further, MPPL has also issued 500,000 unlisted, unrated, unsecured, redeemable and non-convertible debentures to ESPL having face value of ₹100 each amounting to ₹50.00 million with same terms and conditions as EPTPL debentures.

### Security terms

The NCD's rank pari passu with all other unsecured and unsubordinated debt of EPTPL and MPPL.

### Redemption terms:

These debentures will be redeemed on the expiry of the tenure of 13 months in a single instalment for an aggregate redemption amount equal to the face value of all the NCDs (matures in November 2021).

## 26 TRADE PAYABLES

Particulars	As at 30 September 2021	As at 31 March 2021
Trade payable		
- total outstanding dues to micro and small enterprises (refer note 47)	104.68	48.27
- total outstanding dues of creditors other than micro and small enterprises		
- to related parties (refer note 47)	43.03	139.46
- to others	81.80	253.16
	<b>229.51</b>	<b>440.89</b>

## 27 OTHER CURRENT FINANCIAL LIABILITIES

Particulars	As at 30 September 2021	As at 31 March 2021
Security deposits		
- related party (refer note 47)	80.00	80.00
Lease deposits (refer note 47)	8,791.58	8,406.20
Capital creditors for purchase of fixed assets		
- to related party (refer note 47)	239.40	60.47
- to others	1,839.58	2,423.50
Unclaimed dividend	1.75	2.00
Contigent consideration (refer note 49 and 47)	350.00	350.00
Other liabilities		
- to related party (refer note 47)	298.20	240.96
- to others	915.44	954.77
	<b>12,515.95</b>	<b>12,517.90</b>

## Notes

to the Condensed Consolidated Financial Statements

(all amounts in ₹ million unless otherwise stated)

## 28 PROVISIONS

Particulars	As at 30 September 2021	As at 31 March 2021
<b>Provision for employee benefits</b>		
- gratuity	0.40	0.03
- compensated absences	2.72	1.86
	<b>3.12</b>	<b>1.89</b>

## 29 OTHER CURRENT LIABILITIES

Particulars	As at 30 September 2021	As at 31 March 2021
Unearned income	22.22	65.50
Advances received from customers (refer note 47)	339.22	520.53
Advance compensation received from related party (refer note 47)	-	559.19
Statutory dues	258.06	237.95
Deferred lease rentals	539.32	488.96
Other liabilities	33.05	-
	<b>1,191.87</b>	<b>1,872.13</b>

## 30 CURRENT TAX LIABILITIES (NET)

Particulars	As at 30 September 2021	As at 31 March 2021
Provision for income-tax, net of advance tax	114.14	99.77
	<b>114.14</b>	<b>99.77</b>

## Notes

to the Condensed Consolidated Financial Statements

(all amounts in ₹ million unless otherwise stated)

### 31 REVENUE FROM OPERATIONS

Particulars	For the quarter ended 30 September 2021	For the quarter ended 30 June 2021	For the quarter ended 30 September 2020	For the half year ended 30 September 2021	For the half year ended 31 March 2021	For the half year ended 30 September 2020	For the year ended 31 March 2021
Facility rentals	5,529.15	5,518.90	4,487.94	11,048.05	9,769.80	8,705.81	18,475.61
Income from finance lease	47.80	46.51	-	94.31	51.26	0.07	51.33
Room rentals	64.02	23.95	14.88	87.97	71.73	27.35	99.08
Revenue from contracts with customers							
Maintenance services	1,079.33	1,197.25	337.74	2,276.58	1,871.45	676.32	2,547.77
Sale of food and beverages	66.01	18.81	13.65	84.82	100.99	17.87	118.86
Income from generation of renewable energy	372.24	382.67	355.14	754.91	788.18	760.08	1,548.26
Other operating income							
- hospitality	8.90	4.37	1.34	13.27	10.91	2.60	13.51
- others (refer note 53)	184.40	183.97	190.81	368.37	375.12	373.66	748.78
	<b>7,351.85</b>	<b>7,376.43</b>	<b>5,401.50</b>	<b>14,728.28</b>	<b>13,039.44</b>	<b>10,563.76</b>	<b>23,603.20</b>

### 32 INTEREST INCOME

Particulars	For the quarter ended 30 September 2021	For the quarter ended 30 June 2021	For the quarter ended 30 September 2020	For the half year ended 30 September 2021	For the half year ended 31 March 2021	For the half year ended 30 September 2020	For the year ended 31 March 2021
- on debentures (refer note 47)	-	-	1.25	-	-	7.29	7.29
- on fixed deposits	11.16	12.23	76.33	23.39	24.66	170.52	195.18
- on security deposits	14.16	1.11	1.18	15.27	1.93	2.89	4.82
- on other statutory deposits	1.42	4.60	3.13	6.02	7.79	7.63	15.42
- on income-tax refund	2.15	8.27	20.62	10.42	67.75	32.24	99.99
- others	186.82	210.77	108.90	397.59	373.07	275.43	648.50
	<b>215.71</b>	<b>236.98</b>	<b>211.41</b>	<b>452.69</b>	<b>475.20</b>	<b>496.00</b>	<b>971.20</b>

### 33 OTHER INCOME

Particulars	For the quarter ended 30 September 2021	For the quarter ended 30 June 2021	For the quarter ended 30 September 2020	For the half year ended 30 September 2021	For the half year ended 31 March 2021	For the half year ended 30 September 2020	For the year ended 31 March 2021
Liabilities no longer required written back [refer note 37 (i)]	97.98	4.84	-	102.82	0.09	4.59	4.68
Profit on sale of mutual funds	32.28	32.04	16.84	64.32	113.09	41.02	154.11
Profit on sale of fixed assets	-	-	-	-	12.72	-	12.72
Miscellaneous	3.78	17.13	4.05	20.91	21.80	20.75	42.55
	<b>134.04</b>	<b>54.01</b>	<b>20.89</b>	<b>188.05</b>	<b>147.70</b>	<b>66.36</b>	<b>214.06</b>

## Notes

to the Condensed Consolidated Financial Statements

(all amounts in ₹ million unless otherwise stated)

### 34 COST OF MATERIALS CONSUMED

Particulars	For the quarter ended 30 September 2021	For the quarter ended 30 June 2021	For the quarter ended 30 September 2020	For the half year ended 30 September 2021	For the half year ended 31 March 2021	For the half year ended 30 September 2020	For the year ended 31 March 2021
Purchases	18.90	6.74	3.71	25.64	33.27	4.30	37.57
Add: Decrease/ (increase) in inventory	1.85	(0.63)	1.15	1.22	(3.67)	1.65	(2.02)
	<b>20.75</b>	<b>6.11</b>	<b>4.86</b>	<b>26.86</b>	<b>29.60</b>	<b>5.95</b>	<b>35.55</b>

### 35 EMPLOYEE BENEFITS EXPENSE \*

Particulars	For the quarter ended 30 September 2021	For the quarter ended 30 June 2021	For the quarter ended 30 September 2020	For the half year ended 30 September 2021	For the half year ended 31 March 2021	For the half year ended 30 September 2020	For the year ended 31 March 2021
Salaries and wages	41.43	45.60	42.46	87.03	92.13	96.94	189.07
Contribution to provident and other funds	1.85	3.12	4.04	4.97	10.84	4.23	15.07
Staff welfare	2.54	4.43	4.85	6.97	11.45	9.89	21.34
	<b>45.82</b>	<b>53.15</b>	<b>51.35</b>	<b>98.97</b>	<b>114.42</b>	<b>111.06</b>	<b>225.48</b>

\* majorly refers to employee benefits expense of the hospitality segment.

### 36 OPERATING AND MAINTENANCE EXPENSES

Particulars	For the quarter ended 30 September 2021	For the quarter ended 30 June 2021	For the quarter ended 30 September 2020	For the half year ended 30 September 2021	For the half year ended 31 March 2021	For the half year ended 30 September 2020	For the year ended 31 March 2021
Power and fuel (net)	108.50	146.54	81.95	255.04	271.04	136.06	407.10
Operating consumables	9.11	1.10	1.11	10.21	5.60	1.11	6.71
	<b>117.61</b>	<b>147.64</b>	<b>83.06</b>	<b>265.25</b>	<b>276.64</b>	<b>137.17</b>	<b>413.81</b>

## Notes

to the Condensed Consolidated Financial Statements

(all amounts in ₹ million unless otherwise stated)

### 37 OTHER EXPENSES

Particulars	For the quarter ended 30 September 2021	For the quarter ended 30 June 2021	For the quarter ended 30 September 2020	For the half year ended 30 September 2021	For the half year ended 31 March 2021	For the half year ended 30 September 2020	For the year ended 31 March 2021
Property tax (net)	256.92	253.58	176.53	510.50	411.01	355.66	766.67
Rates and taxes [refer note (i) below]	49.83	11.95	12.98	61.78	277.33	29.06	306.39
Marketing and advertising expenses	42.77	8.43	13.72	51.20	51.54	33.36	84.90
Assets and other balances written off	-	-	-	-	1.16	-	1.16
Loss on sale of fixed assets	-	-	9.30	-	51.13	10.76	61.89
Allowances for credit loss	-	1.80	-	1.80	20.83	-	20.83
Bad debts written off	-	-	-	-	-	2.73	2.73
Brokerage and commission	10.46	0.63	-	11.09	2.69	0.58	3.27
Net changes in fair value of financial assets	-	-	-	-	-	3.00	3.00
Travel and conveyance	2.03	1.97	2.90	4.00	3.66	5.46	9.12
Corporate Social Responsibility (CSR) expenses	8.66	8.84	12.42	17.50	81.29	12.43	93.72
Miscellaneous expenses	26.96	33.73	25.08	60.69	46.28	44.37	90.65
	<b>397.63</b>	<b>320.93</b>	<b>252.93</b>	<b>718.56</b>	<b>946.92</b>	<b>497.41</b>	<b>1,444.33</b>

#### Notes:

- (i) Half year and year ended 31 March 2021 includes provision for stamp duty amounting to ₹229.44 million in relation to the composite scheme of arrangement involving MPPL, EOPPL and EPTPL (refer note 54). During the quarter and period ended 30 September 2021, the excess provision made towards such stamp duty based on the final stamp duty adjudication of ₹82.94 million is reversed which is disclosed under Liabilities no longer required written back (refer note 33).

### 38 REPAIRS AND MAINTENANCE

Particulars	For the quarter ended 30 September 2021	For the quarter ended 30 June 2021	For the quarter ended 30 September 2020	For the half year ended 30 September 2021	For the half year ended 31 March 2021	For the half year ended 30 September 2020	For the year ended 31 March 2021
Repairs and maintenance							
- common area maintenance (refer note 48)	450.72	517.11	153.99	967.83	952.96	329.04	1,282.00
- buildings	22.53	45.28	12.76	67.81	98.31	28.25	126.56
- machinery	107.98	90.39	54.57	198.37	163.96	118.09	282.05
- others	47.48	44.90	27.47	92.38	44.44	59.15	103.59
	<b>628.71</b>	<b>697.68</b>	<b>248.79</b>	<b>1,326.39</b>	<b>1,259.67</b>	<b>534.53</b>	<b>1,794.20</b>

## Notes

to the Condensed Consolidated Financial Statements

(all amounts in ₹ million unless otherwise stated)

### 39 FINANCE COSTS (NET OF CAPITALISATION)

Particulars	For the quarter ended 30 September 2021	For the quarter ended 30 June 2021	For the quarter ended 30 September 2020	For the half year ended 30 September 2021	For the half year ended 31 March 2021	For the half year ended 30 September 2020	For the year ended 31 March 2021
Interest expense							
- on borrowings from banks and financial institutions	359.87	339.17	185.17	699.04	641.56	374.88	1,016.44
- on deferred payment liability	-	-	204.26	-	67.71	410.05	477.76
- on lease deposits	138.10	135.58	75.69	273.68	226.05	151.57	377.62
- on lease liabilities	8.66	8.37	12.42	17.03	22.39	18.25	40.64
- on Non convertible debentures							
- Embassy REIT Series II, Series III and Series IV NCD	738.91	717.82	33.99	1,456.73	880.44	33.99	914.43
Accrual of premium on redemption of debentures (Embassy REIT Series I NCD)	962.83	872.37	925.80	1,835.20	1,804.87	1,821.13	3,626.00
	<b>2,208.37</b>	<b>2,073.31</b>	<b>1,437.33</b>	<b>4,281.68</b>	<b>3,643.02</b>	<b>2,809.87</b>	<b>6,452.89</b>

Gross interest expense is ₹2,497.50 million and ₹4,833.91 million and interest capitalised is ₹289.13 million and ₹552.23 million for the quarter and half year ended 30 September 2021 respectively.

### 40 DEPRECIATION AND AMORTISATION

Particulars	For the quarter ended 30 September 2021	For the quarter ended 30 June 2021	For the quarter ended 30 September 2020	For the half year ended 30 September 2021	For the half year ended 31 March 2021	For the half year ended 30 September 2020	For the year ended 31 March 2021
Depreciation of property, plant and equipment	171.22	168.76	167.79	339.98	340.15	334.74	674.89
Depreciation of investment property	1,329.14	1,297.61	985.65	2,626.75	2,307.46	1,957.80	4,265.26
Amortisation of intangible assets	493.40	491.46	39.74	984.86	687.58	79.24	766.82
	<b>1,993.76</b>	<b>1,957.83</b>	<b>1,193.18</b>	<b>3,951.59</b>	<b>3,335.19</b>	<b>2,371.78</b>	<b>5,706.97</b>

### 41 TAX EXPENSE

Particulars	For the quarter ended 30 September 2021	For the quarter ended 30 June 2021	For the quarter ended 30 September 2020	For the half year ended 30 September 2021	For the half year ended 31 March 2021	For the half year ended 30 September 2020	For the year ended 31 March 2021
Current tax	441.84	449.42	392.75	891.26	869.14	779.92	1,649.06
Deferred tax charge/(credit)	(340.83)	(270.50)	(373.74)	(611.33)	(492.02)	(601.70)	(1,093.72)
	<b>101.01</b>	<b>178.92</b>	<b>19.01</b>	<b>279.93</b>	<b>377.12</b>	<b>178.22</b>	<b>555.34</b>

## Notes

to the Condensed Consolidated Financial Statements

(all amounts in ₹ million unless otherwise stated)

### 42 EARNINGS PER UNIT (EPU)

Basic EPU amounts are calculated by dividing the profit for the period attributable to Unitholders by the weighted average number of units outstanding during the period. Diluted EPU amounts are calculated by dividing the profit attributable to Unitholders by the weighted average number of units outstanding during the period plus the weighted average number of units that would be issued on conversion of all the potential dilutive instruments into unit capital.

The following reflects the profit and unit data used in the basic and diluted EPU computation.

Particulars	For the quarter ended 30 September 2021	For the quarter ended 30 June 2021	For the quarter ended 30 September 2020	For the half year ended 30 September 2021	For the half year ended 31 March 2021	For the half year ended 30 September 2020	For the year ended 31 March 2021
Profit after tax for calculating basic and diluted EPU	1,960.84	2,049.05	2,325.65	4,009.89	2,615.49	4,368.04	6,983.53
Weighted average number of Units (No. in million)*	947.90	947.90	771.67	947.90	867.79	771.67	819.60
Earnings Per Unit							
- Basic (Rupees/unit)	2.07	2.16	3.01	4.23	3.01	5.66	8.52
- Diluted (Rupees/unit)**	2.07	2.16	3.01	4.23	3.01	5.66	8.52

\* The weighted average number of units for the year ended 31 March 2021 have been computed on prorata basis of 111.34 million units issued by way of institutional placement and 64.89 million units issued by way of preferential allotment on 22 December 2020 and 24 December 2020 respectively.

\*\* The Trust does not have any outstanding dilutive instruments.

### 43 MANAGEMENT FEES

#### Property Management Fee

Pursuant to the Investment Management Agreement dated 12 June 2017 as amended, Manager is entitled to fees @ 3% of the collection of Facility Rentals per annum of the relevant property in respect to operations, maintenance, administration and management of the Holdco or the SPV, as applicable. The fees has been determined to meet the ongoing costs of the Manager to undertake the services provided to the Embassy REIT and its SPVs. Property Management fees for the quarter and half year ended 30 September 2021 amounts to ₹175.85 million and ₹343.81 million respectively. There are no changes during the period in the methodology for computation of fees paid to Manager.

#### REIT Management Fees

Pursuant to the Investment Management Agreement dated 12 June 2017, as amended, Manager is entitled to fees @ 1% of REIT Distributions which shall be payable either in cash or in Units or a combination of both, at the discretion of the Manager. The fees has been determined for undertaking management of the REIT and its investments. REIT Management fees accrued for the quarter and half year ended 30 September 2021 amounts to ₹63.53 million and ₹137.91 million respectively. There are no changes during the period in the methodology for computation of fees paid to Manager.

#### Secondment fees

Pursuant to the Secondment Agreement dated 11 March 2019, Manager is entitled to fees of ₹0.10 million per month in respect certain employees of Manager being deployed to the Embassy office Parks REIT in connection with the operation and management of the assets of the Embassy REIT. Secondment Fees for the quarter and half year ended 30 September 2021 amounts to ₹0.39 million and ₹0.78 million respectively. There are no changes during the period in the methodology for computation of secondment fees paid to Manager.

## Notes

to the Condensed Consolidated Financial Statements

(all amounts in ₹ million unless otherwise stated)

### 44 COMMITMENTS AND CONTINGENCIES

Particulars	As at 30 September 2021	As at 31 March 2021
<b>Capital commitments</b>		
Estimated amount of contracts remaining to be executed on capital account (net of advances) and not provided for (refer note i)	9,699.98	11,968.87
<b>Contingent liabilities</b>		
Claims not acknowledged as debt in respect of Income Tax matters (refer note ii)	349.45	440.27
Claims not acknowledged as debt in respect of Indirect Tax matters (refer note iii)	710.37	769.80
Claims not acknowledged as debt in respect of Property Tax matters (refer note iv)	3,418.89	3,418.89

Others (refer notes v and vi)

Based on management's best estimate and basis expert opinion obtained by the Group, no provisions have been made for above claims as at 30 September 2021. The Group will continue to monitor developments to identify significant uncertainties and change in estimates, if any, in future period.

#### Notes:

#### i) Estimated amount of contracts remaining to be executed on capital account (net of advances) and not provided for

SPV	As at 30 September 2021	As at 31 March 2021
MPPL	6,141.70	7,194.03
VTPL	636.56	1,099.60
OBPPL	1,025.77	848.10
EPTPL	1,151.15	1,391.46
SIPL	713.70	1,256.41
Others	31.10	179.27
	<b>9,699.98</b>	<b>11,968.87</b>

#### ii) Claims not acknowledged as debt in respect of Income Tax matters

SPV	As at 30 September 2021	As at 31 March 2021
MPPL (refer note 54)	308.60	254.66
QBPL	-	77.60
QBPPL	3.76	3.76
OBPPL	-	69.83
IENMPL	9.25	9.25
VTPL	27.84	25.17
	<b>349.45</b>	<b>440.27</b>

#### MPPL:

a) The SPV has received Section 153A assessment orders for AY 2009-10 to 2015-16 making additions under section 14A of Income Tax Act read with rule 8D of the Income-tax Rules in computing taxable income under the Income tax Act. The SPV has received demand orders to pay a sum of ₹8.22 million for the assessment period. Appeals were filed before CIT(A) challenging the assessment orders. The CIT(A) had dismissed the appeals for AY 09-10, 11-12 and 12-13 upholding the assessment

additions made. SPV has challenged the CIT(A) orders and filed appeals before Income-tax Appellate Tribunal ['ITAT']. Pursuant to the dispute resolution scheme of settling the pending litigations under the Direct Tax Vivad-Se-Vishwas Act, 2020, the SPV has filed the applications for settling these litigations. The final settlement order from the Designated Authority has been received with the disputed tax demand and claims being settled. The SPV has therefore disclosed Nil (31 March 2021: ₹8.22 million) as contingent liability.



## Notes

to the Condensed Consolidated Financial Statements

(all amounts in ₹ million unless otherwise stated)

- b) The erstwhile entity EOPPL (refer note 54) was assessed u/s. 143(3) of the Income Tax Act for AY 2016-17 and received assessment order dated 31 December 2018 with additions made u/s.14A of the Income Tax Act with a tax demand of ₹172.28 million. The SPV has filed an appeal against the assessment order at the CIT (A) and has paid ₹14.06 million under protest with balance demand stayed. Accordingly, the SPV has disclosed ₹172.28 million (31 March 2021: ₹172.28 million) as contingent liability.
- c) The erstwhile entity EOPPL (refer note 54) was assessed u/s. 143(3) of the Income Tax Act for AY 2017-18 and received assessment order dated 24 December 2019 with additions made u/s.14A of the Income Tax Act read with rule 8D of the Income-tax Rules and addition to the income based on reconciliation differences between Form 26AS and the books of accounts. Further, order u/s 154 of the Income Tax Act was received dated 26 July 2021 with a disallowance made u/s 115JB of the Act. Aggrieved by such orders the SPV has filed appeals before the CIT(A). Accordingly the SPV has disclosed ₹109.50 million (31 March 2021: ₹74.17 million) as contingent liability.
- d) The erstwhile entity EOPPL (refer note 54) was assessed u/s. 143(3) of the Income Tax Act for AY 2018-19 and received assessment order dated 13 September 2021 with additions made u/s.14A of the Income Tax Act read with rule 8D of the Income-tax Rules and short grant of TDS credit. The SPV is in the process of filing an appeal with CIT(A). Accordingly, the SPV has disclosed ₹26.82 million (31 March 2021: Nil) as contingent liability.

### QBPL:

- a) The SPV was assessed under section 143(3) of the Income Tax Act and has received a demand notice of ₹71.71 million for AY 2010-11, on account of denial of benefit under section 80IAB for certain incomes as claimed by the SPV. The CIT(A) has passed necessary order upholding the stand of the Assessing Officer. The SPV thereafter filed an appeal with ITAT against the said order of CIT(A). The ITAT has disposed the appeal in favour of the SPV. Subsequent to this, Income tax Department has moved to Hon'ble High Court of Mumbai against the ITAT order. Based on the strong merits and favourable ITAT order, the SPV has disclosed Nil (31 March 2021: ₹71.71 million) as a contingent liability.
- b) The SPV was assessed for AY 2014-15 u/s. 143(3) of the Income Tax Act with disallowance of loan processing fees which was accepted by the SPV. No appeal was preferred and as

a result a penalty order u/s. 271(1)(c) of the Act with demand of ₹5.89 million was received. While the said demand has been paid, the SPV has contested this demand and filed an appeal with CIT(A) against the said order. Pursuant to the dispute resolution scheme of settling the pending litigations under the Direct Tax Vivad-Se-Vishwas Act, 2020, the SPV has filed the applications for settling these litigations. The final settlement order from the Designated Authority has been received with the disputed tax demand and claims being settled. The SPV has therefore disclosed Nil (31 March 2021: ₹5.89 million) as a contingent liability.

**QBPL:** The SPV had received an assessment order u/s. 143(3) of the Income Tax Act for AY 2015-16 with 14A disallowance, certain expense disallowances and short grant of TDS credit resulting in demand of ₹3.76 million. An appeal against the assessment order was filed before CIT(A) and the same is in the process of hearing. Penalty proceedings have been initiated. Accordingly, the SPV has disclosed the above demand of ₹3.76 million (31 March 2021: ₹3.76 million) as a contingent liability.

**OBPPL:** The SPV had received an assessment order u/s. 143(3) of the Income Tax Act for AY 2011-12 and received a tax demand notice of ₹69.83 million for Assessment Year 2011-12 wherein the Assessing Officer had disallowed the profit earned by the SPV on transfer of the land at a value which was in excess of its fair value and claimed as deduction under Section 80IAB. The SPV contested the said demand and had filed an appeal with the CIT(A) against the said order. The CIT(A) had disposed the appeal in favour of the SPV. Income Tax Department filed an appeal with ITAT against the order of CIT(A) and the same has been disposed in favour of SPV during the quarter ended 30 June 2021 by the ITAT. Accordingly, the SPV has disclosed Nil (31 March 2021: ₹69.83 million) as a contingent liability.

**IENMPL:** The SPV received a tax demand notice of ₹9.25 million for Assessment Year 2014-15 wherein the Assessing Officer had disallowed municipal tax paid claimed against Income from House property and additions made u/s.14A of the Income tax Act read with Rule 8D of the Income Tax Rules. The SPV contested the said demand and has filed an appeal with the CIT(A) against the said order. Accordingly, the SPV has disclosed ₹9.25 million (31 March 2021: ₹9.25 million) as contingent liability.

### VTPL:

- (a) The SPV was reassessed u/s. 153C read with 143(3) of the Income Tax Act, 1961 for the AY 2003-04 and 2004-05. Certain additions u/s. 68 were made and tax demand of ₹25.17 million was raised. The SPV filed an appeal against

## Notes

to the Condensed Consolidated Financial Statements

(all amounts in ₹ million unless otherwise stated)

the demand order before CIT(A) which was upheld in favour of SPV quashing the demand raised. Aggrieved by the CIT(A) order, Income Tax Department filed an appeal before ITAT, Delhi which was dismissed and resultantly the income tax department filed an appeal before Hon'ble High Court of Karnataka which was also dismissed for want of jurisdiction. The Income tax department has now preferred an appeal before the Hon'ble High Court of Delhi. Accordingly, the SPV has disclosed ₹25.17

million (31 March 2021: ₹25.17 million) as contingent liability.

- (b) The SPV was assessed u/s. 143(3) of the Income Tax Act, 1961 for AY 2018-19 with additions made u/s. 69C and u/s. 14A and a tax demand of ₹2.67 million was raised and a stay application has been filed with the Assessing Officer. The SPV has preferred an appeal against the assessment order before the CIT(A). The SPV has therefore disclosed ₹2.67 million (31 March 2021: Nil) as contingent liability.

### iii) Claims not acknowledged as debt in respect of Indirect Tax matters

SPV	As at 30 September 2021	As at 31 March 2021
MPPL	553.64	605.50
ETPL	64.73	64.73
GSPL	23.99	23.99
VCPL	40.66	40.66
UPPL	23.04	30.61
VTPL	4.31	4.31
	<b>710.37</b>	<b>769.80</b>

### MPPL:

- (a) The SPV had received Order-in-original dated 23 December 2015 with a demand to pay a sum of ₹522.04 million (including interest and penalty) from the Commissioner of Central Excise Bangalore-V Commissionerate towards incorrectly availed Cenvat credit during the period 1 April 2006 to 31 March 2012. Appeal has been filed before CESTAT dated 18 April 2016. The appeal is still pending before CESTAT and the amount of ₹522.04 million (31 March 2021: ₹522.04 million) is disclosed as contingent liability.

subsequently raised the demand on the SPV. Consequently, SPV preferred an appeal before the SEZ commissioner which was rejected by the Commissioner and aggrieved by the order, SPV filed a Writ Petition before the Hon'ble High Court of Karnataka and obtained an Interim stay order from the Court on 9 February 2017 which is still in force. Accordingly, a sum of ₹31.60 million (31 March 2021: ₹31.60 million) has been disclosed as contingent liability.

### ETPL:

- (a) The SPV has received an Order from Joint Commissioner, Service Tax - I, Kolkata for the period 2012-13 in respect of non-registration and non-payment of service tax under the category of 'Builder's Special Services' and not 'Construction of Immovable Property' service with regard to installation of parking equipment which is taxable as a service leading to ineligibility of abatement of ₹10.01 million, irregular availing of credit of ₹6.87 million and non-payment of service tax of ₹0.96 million (along with penalty of equal amount). Against the aforesaid Order, the SPV has filed an appeal before the Commissioner of Central Excise (Appeals - I), Kolkata which directed the SPV to make a pre-deposit of ₹1.33 million to stay the recovery of the balance amount. The same has been paid by the SPV under protest and such appeal is currently pending for disposal. Accordingly, the demand along with penalty amount of ₹35.68 million (31 March 2021: ₹35.68 million) has been disclosed as a contingent liability.
- (b) The SPV had received an order dated 26 May 2011 from Assistant Commissioner of Commercial Taxes for rejecting the refund of ₹51.86 million towards incorrectly availed VAT input credit during the period 1 April 2009 to 31 March 2010. Appeal was filed before Karnataka Appellate Tribunal (briefly "KAT") which allowed the refund in part. The SPV approached Hon'ble High Court of Karnataka which quashed the order passed by KAT and granted full refund. The State of Karnataka has filed an appeal in the Supreme Court against the High Court order. Based on the strong merits and favourable High Court order, the SPV has disclosed Nil (31 March 2021: ₹51.86 million) as a contingent liability.
- (c) The Customs department issued demand notice to the Oil Suppliers of the SPV with a demand of ₹31.60 million for the period 1 April 2015 to 15 February 2016 denying duty benefit on the procurement of diesel. The Oil Suppliers have

## Notes

to the Condensed Consolidated Financial Statements

(all amounts in ₹ million unless otherwise stated)

(b) SPV has received an Order from Joint Commissioner, Service Tax - I, Kolkata in January 2020, demanding ₹14.52 million in respect of denial of input tax credit during construction period for the financial years 2014-15 to 2016-17 (along with penalty of equal amount). Against the aforesaid Order, the SPV has filed an appeal before the Commissioner of Central Excise (Appeals - I), Kolkata which directed the SPV to make a pre-deposit of ₹1.09 million to stay the recovery of the balance amount. The same was paid by the SPV under protest. Accordingly, the SPV has disclosed the demand along with penalty amount of ₹29.05 million (31 March 2021: ₹29.05 million) as contingent liability.

**GSPL:** The SPV had received an Order-in-Original passed by the Commissioner, Customs, Central Excise and Service Tax Commissionerate, Noida for the period FY 2007-08 to 2010-11 demanding ₹11.99 million (along-with penalty of equal amount) in respect of inclusion of notional interest accrued on security deposit in the taxable value. Against the aforesaid Order, the SPV had filed an appeal before the Hon'ble Customs, Excise and Service Tax Appellate Tribunal which directed the SPV to make a pre-deposit of ₹0.90 million to stay the recovery of the balance amount. The same was paid by the SPV under protest. During the previous year FY 17-18, the SPV had received a favourable order and the said demand was annulled and the pre-deposit has been refunded; however, the Commissioner Excise has filed an appeal against the Order to Hon'ble High Court of Allahabad. Accordingly, the SPV has disclosed the demand along with penalty amount of ₹23.99 million (31 March 2021: ₹23.99 million) as contingent liability.

**VCPL:** The SPV has received an order issued by the Commissioner, Customs, Central Excise and Service Tax Commissionerate, Bombay demanding ₹29.91 million along-with penalty of ₹10.75 million in respect of inclusion of notional interest accrued on security deposit in the taxable value for the period FY 2012-2013 to 2014-2015. Against the aforesaid Order, the SPV had filed an appeal before the Hon'ble Customs, Excise and Service Tax Appellate Tribunal which directed the SPV to make a pre-deposit of ₹2.24 million to stay the recovery of the balance amount. The same was paid by the SPV under protest and

such appeal is currently pending for disposal. Accordingly, the said demand of ₹40.66 million (31 March 2021: ₹40.66 million) has been disclosed as contingent liability.

### UPPL:

a) The SPV had received show cause notices dated 3 July 2015 for demand due to irregular cenvat credit availed for ₹23.04 million relating to period from 1 April 2011 to 31 March 2016. Responses have been filed and is pending before the Commissioner of Service Tax. Accordingly, the aforementioned demand of ₹23.04 million (31 March 2021: ₹23.04 million) is disclosed as contingent liability.

b) The SPV had received show cause notices dated 9 April 2019 for demand of ₹3.78 million relating to period from 1 April 2014 to 30 June 2017 with respect to payment of salary and bonus to certain employees of the SPV which has not been considered as Management fees. The Deputy Commissioner of Service Tax has disposed off the submissions made earlier and passed an order demanding the tax dues along with interest and penalty aggregating to ₹7.57 million. Aggrieved by the order, the SPV has preferred and appeal before the Commissioner of Appeals with pre-deposit of ₹0.28 million. On 29 September 2021, Commissioner of Appeals decided the case in favour of the SPV. Accordingly, the SPV has disclosed Nil (31 March 2021: ₹7.57 million) as contingent liability.

**VTPL:** The Customs department issued demand notice to the Oil Suppliers of the SPV with a demand of ₹4.31 million for the period 1 April 2015 to 15 February 2016 denying duty benefit on the procurement of diesel. The Oil Suppliers have subsequently raised the demand on the SPV. Consequently, SPV preferred an appeal before the SEZ commissioner which was rejected by the Commissioner and aggrieved by the order, SPV filed a Writ Petition before the Hon'ble High Court of Karnataka and obtained an Interim stay order from the Court on 9 February 2017 which is still in force. Accordingly, a sum of ₹4.31 million (31 March 2021: ₹4.31 million) has been disclosed as contingent liability.

## Notes

to the Condensed Consolidated Financial Statements

(all amounts in ₹ million unless otherwise stated)

### iv) Claims not acknowledged as debt in respect of Property Tax matters

SPV	As at 30 September 2021	As at 31 March 2021
MPPL	3,418.89	3,418.89
	<b>3,418.89</b>	<b>3,418.89</b>

### MPPL:

(a) The SPV has received a demand order dated 5 October 2015 to pay a sum of ₹2,739.49 million (including penalty and interest upto June 2016) towards the difference in property tax payable by the SPV, which difference arose on account of classification of the property under different schedules for the purpose of computing property taxes, for the period 2008-09 to 2015-16. The SPV is contesting that the concerned property being an industrial estate that has been developed as special economic zone must be classified as category XIV as per the notification issued under Karnataka Municipal Corporation Act, 1976 ('the Act') and Bruhat Bengaluru Mahanagar Palike Property Tax Rules, 2009 ('Rules'). Whereas, the Assistant Revenue Officer has been considering the concerned property under category VIII as per the notification issued under the Act and Rules. The SPV filed a writ petition against the demand order which has been dismissed by the Hon'ble High Court of Karnataka. The said court upheld the demand made by BBMP. Against the order passed by single judge for the dismissal of writ petition, MPPL has based on external legal opinion filed an appeal before the aforementioned court and the same has been admitted by the court on 27 June 2016. The Hon'ble High Court restrained BBMP from taking any coercive action against the SPV and also directed BBMP to allow the SPV to make payment of property tax for the assessment year 2016-17. The matter is currently pending and as of the date of these financial statements, no further developments have taken place. Accordingly, this has been disclosed as a contingent liability. The SPV paid ₹646.69 million (31 March 2021: ₹646.69 million) under protest against the above demand.

(b) The SPV has also received demand notices dated 9 October 2017 to pay a sum of ₹760.07 million including penalty as of that date towards the differential property tax based on the total survey report for certain blocks for the period 2008-09 to 2017-18. An appeal had been filed before the Joint Commissioner, BBMP, Bytarayanapura, Bangalore ("Joint Commissioner") objecting the total survey report and property tax assessment notice arising therefrom. New demand notices dated 17 January 2019 were issued to pay a sum of ₹860.39 million (including penalty) towards the

differential property tax for the period 2008-09 to 2017-18 and interest upto the date of payment as per the demand notices. The SPV submitted a letter to the Joint Commissioner dated 29 March 2019 referring to the appeals preferred by the SPV and had paid a sum of ₹286.80 million towards property tax demanded under protest. An order was passed by the Joint Commissioner dismissing the appeal preferred by the SPV. Against the order passed by the Joint Commissioner, MPPL has, based on external legal opinion, filed a writ petition before the Hon'ble High Court of Karnataka on 3 August 2020 on various grounds, inter alia, that the rates BBMP has relied on to calculate property tax in the said demand notices dated 9 October 2017 has been already challenged in a writ appeal filed by the SPV and pending before Hon'ble High Court of Karnataka as mentioned in note iv(a) above. Additionally new notices dated 24 July 2019 and 18 March 2021 were issued to pay a sum of ₹78.56 million (including penalty) and ₹27.25 million (including penalty) towards the differential property tax for the year 2018-19 and 2019-20 respectively and the SPV has paid ₹35.26 million towards property tax demanded under protest. However, BBMP vide notice dated 17 June 2021 have returned the demand draft amount of ₹9.08 million (differential property tax for the year 2019-20 paid) requesting payment of interest and penalty along with the differential tax amounting to ₹27.25 million. Accordingly, a net contingent liability of ₹679.40 million (31 March 2021: ₹679.40 million) has been disclosed in these financial statements. Pursuant to the return of the demand draft amounting to ₹9.08 million, the SPV has filed an writ petition before the Hon'ble High Court of Karnataka for (i) staying the operation and execution of the demand notices dated 18 March 2021 and endorsement dated 17 June 2021 and (ii) directing the BBMP to accept the payment of differential property tax.

### v) Others: tax matters pertaining to equity accounted investee company

#### (a) GLSP (50% equity accounted investee - joint venture) Income Tax matters:

During the year ended 31 March 2020, GLSP has received assessment order for AY 2017-18 for disallowance under section 14A of Income Tax Act read with rule 8D of the Income-tax Rules, disallowance of claim under section 80G of the

## Notes

to the Condensed Consolidated Financial Statements

(all amounts in ₹ million unless otherwise stated)

Income Tax Act and addition to the income based on differences between Form 26AS and the books of accounts. GLSP has filed an appeal against the assessment order with CIT(A). Accordingly, GLSP has disclosed ₹2.83 million (31 March 2021: ₹2.83 million) as contingent liability.

During the period ended 30 September 2021, GLSP has received assessment order for AY 2018-19 with disallowance made under section 14A of Income Tax Act read with rule 8D of the Income-tax Rules. GLSP has filed an appeal against the assessment order with CIT(A). Accordingly, GLSP has disclosed ₹2.14 million (31 March 2021: Nil) as contingent liability.

### (b) GLSP (50% equity accounted investee - joint venture) Service Tax matters:

- GLSP has received show cause notice and order-in-original dated 14 August 2011 and 11 December 2011 to pay a sum of ₹111.86 million from Office of the Commissioner of Service tax towards wrongly availed Cenvat credit during the period 1 April 2009 to 31 March 2011. Appeal has been filed before CESTAT. As at 30 September 2021 the appeal is pending before CESTAT for hearing and accordingly the same is disclosed as a contingent liability by GLSP.
- GLSP has received an Order-in-Original dated 31 August 2010 to pay a sum of ₹90.49 million from Office of the Commissioner of Service tax towards wrongly availed Cenvat credit during the period June 2007 to March 2009. Appeal was filed before CESTAT and a favourable order was received by the entity. Commissioner of Service Tax has filed an appeal before Hon'ble High Court of Karnataka and the matter is taken up for hearing by the Court and accordingly the same is disclosed as contingent liability by GLSP.

### vi) Other matters

- VCPPL (Forfeiture of security deposit matters):** Orange Business Services India Technology Private Limited, earlier known as Equant Technologies Services (India) Private Limited ("Equant") had filed a summary suit bearing No. 388 of 2012 with the Hon'ble Bombay High Court alleging that the SPV incorrectly terminated the letter of intent dated July 18, 2008 executed between the SPV and Equant for renting premises in Embassy 247 Park pursuant to which Equant paid to the SPV a security deposit of ₹40.32 million, which was withheld by the SPV on account of breach of agreed terms of the said letter of intent. The matter is currently under adjudication.

- EEPL :** SPV received a demand notice under the Insolvency and Bankruptcy Code, 2016 (IBC) on 28 February 2019 from a third party subcontractor, engaged by IL&FS Development Company (IEDCL), the parent company of IL&FS Solar Power Limited ('ISPL'), which was itself engaged by ISPL as a contractor for Embassy Energy. The demand notice alleges that unpaid amounts (categorized as operational debts) aggregating up to ₹1,008.10 million (including interest up to October 2018) are due to the subcontractor directly from EEPL for the various works claimed to have been undertaken at the site of Embassy Energy, on the basis of certain correspondence with EEPL. The demand notice requires payment within 10 days of the letter, failing which the subcontractor may initiate a corporate insolvency resolution process against EEPL. EEPL has by its letter dated 1 March 2019, refuted all such claims inter alia on the basis that the payments are due from ISPL (and/ or its parent entity) to the sub-contractor and not from EEPL, and therefore the sub-contractor has no claim against EEPL. By its letters dated 18 March 2019, the subcontractor has responded to the letter from EEPL, denying all statements made by EEPL and reiterating that the unpaid amounts are due from EEPL. The sub-contractor has thereafter filed an application under Section 9 of the Code before the Bangalore bench of National Company Law Tribunal claiming debt of ₹1,082.5 million (including interest up to September 2019) and interest thereon against EEPL. During the previous year ended 31 March 2020, the third party sub-contractor vide a letter dated 2 January 2020 served the notice of hearing in the captioned matter for initiation of insolvency proceedings under section 9 of the IBC before the NCLT, Bengaluru pursuant to its order dated 16 December 2019. The petitioner has filed a claim as an operational creditor of IEDCL for an amount of ₹1,082.5 million (including interest up to September 2019) due to him. The matter is listed for hearing on 11 November 2021 in respect of admission before the NCLT, Bangalore. The SPV intends to contest the claim before NCLT. SPV based on the external legal opinion obtained on this matter has disclosed the same as a contingent liability.

**EEPL :** The Karnataka Electricity Regulatory Commission, Bengaluru (KERC) has issued orders in 2005, 2008 and 2014 granting exemption to all solar power generators in Karnataka that achieved commercial operation date between 1 April 2013 and 31 March 2018 from paying certain charges such as payment of wheeling and banking charges, cross subsidy surcharges, transmission losses and wheeling losses for a period of ten years from the date of commissioning. KERC has issued an order

## Notes

to the Condensed Consolidated Financial Statements

(all amounts in ₹ million unless otherwise stated)

dated 14 May 2018 withdrawing the aforementioned exemption available to Karnataka's power generators, including EEPL.

The SPV commissioned the solar plant during the FY 2017-2018 and as per the previous Regulation, the charges did not apply to the SPV for a period of 10 years. The SPV filed a writ petition with the Hon'ble High Court of Karnataka challenging the KERC Order and obtained an interim Stay Order dated 24 May 2018. BESCO filed preliminary statement of objections and also filed application seeking recalling of interim order. The application seeking recalling of interim order was rejected. The Hon'ble High Court passed the judgment on 13 March 2019 allowing the Writ Petition and quashed the order dated 14 May 2018 passed by KERC. The SPV has filed Caveat Petition for receiving notifications in case any suit / appeal is filed by any of the parties to the said petition. KERC has filed a common writ appeal against the order dated 13 March 2019 against EEPL and Others. However, Electricity Supply Companies (ESCOMS) have also filed Writ Appeals against some of the petitioners, but no appeal has been filed against EEPL. In the event an adverse order is passed in the said appeal made by ESCOMS, EEPL may also be affected.

- MPPL :** SPV has filed a writ petition in 2015 against the BBMP and others seeking to inter-alia, quash (i) a circular from 2014 re-fixing the improvement charges under the Karnataka Municipal Corporations Act, 1976, and the Karnataka Municipal Corporations (Recovery of Improvement Expenses) Rules, 2009, and (ii) a notice from 2015 demanding payment of betterment charges of ₹127.90 million. In 2016, the Hon'ble High Court of Karnataka has granted

an interim stay on the impugned circular and notice.

- VTPL:** SPV has received a demand note dated 14 August 2020 and 29 September 2020 from the Bangalore Water Supply and Sewerage Board for a payment of total charges amounting to ₹138.64 million in relation to issuance of a no-objection certificate (NOC) for a proposed project commercial building on land parcel. SPV has filed a writ petition before the High Court of Karnataka against the State of Karnataka, Bangalore Water Supply and Sewerage Board and others challenging inter-alia, the government order dated 12 February 2016 and the demand note issued against the SPV and seeking to, inter-alia, (i) quash the demand notice dated 14 August 2020 and 29 September 2020; and (ii) issuance of NOC to SPV. SPV has obtained an ad-interim direction from the High Court of Karnataka on 17 November 2020 wherein the court has granted stay of demand notice on 14 August 2020 and 29 September 2020 limited to advance probable prorata charges and beneficiary charges and has further instructed the SPV to pay the prescribed fee for issuance of NOC. Pursuant to the same, SPV has made payments on 29 December 2020 and 30 December 2020 amounting to ₹17.91 million towards NOC charges and treated water charges and the balance amount of ₹120.73 million towards advance probable prorata charges and BCC charges which have been stayed by the Hon'ble High Court of Karnataka have been shown as contingent liability (31 March 2021: ₹120.73 million). Additionally, SPV has received the NOCs dated 30 December 2020 from BWSSB with respect to the above.

## 45 FINANCIAL INSTRUMENTS - FAIR VALUES

**A The carrying value and fair value of financial instruments by categories are as below:**

Particulars	Carrying value	Fair Value	Carrying value	Fair Value
	30 September 2021	30 September 2021	31 March 2021	31 March 2021
<b>Financial assets</b>				
<b>Amortised cost</b>				
Trade receivables	268.85	-	473.16	-
Cash and cash equivalents	7,106.04	-	9,174.78	-
Other bank balances	192.65	-	253.75	-
Other financial assets	7,297.78	-	8,897.18	-
<b>Total assets</b>	<b>14,865.32</b>	<b>-</b>	<b>18,798.87</b>	<b>-</b>
<b>Financial liabilities</b>				
<b>Amortised cost</b>				
Borrowings (including current maturities of long-term debt) - floating rates	25,088.85	-	22,843.83	-
Borrowings (including current maturities of long-term debt) - fixed rates	88,573.19	88,917.04	83,379.08	84,630.97
Lease deposits	12,340.11	-	12,561.60	-
Trade payables	229.51	-	440.89	-
Contingent consideration	350.00	350.00	350.00	350.00
Other financial liabilities	4,087.22	-	4,376.22	-
<b>Total liabilities</b>	<b>130,668.88</b>	<b>89,267.04</b>	<b>123,951.62</b>	<b>84,980.97</b>

## Notes

to the Condensed Consolidated Financial Statements

(all amounts in ₹ million unless otherwise stated)

The fair value of cash and cash equivalents, fixed deposits, trade receivables, borrowings at floating rates, lease deposits, trade payables, loans and other financial assets and liabilities approximate their carrying amounts and hence the same has not been disclosed in the table above.

### B. Measurement of fair values

The section explains the judgement and estimates made in determining the fair values of the financial instruments that are:

- recognised and measured at fair value
- measured at amortised cost and for which fair values are disclosed in the financial statements.

To provide an indication about the reliability of the inputs used in determining fair value, the Group has classified its financial instruments into the three levels prescribed under the accounting standard. An explanation of each level is mentioned below:

**Level 1:** Level 1 hierarchy includes financial instruments measured using quoted prices. This includes listed equity instruments, traded bonds and mutual funds that have quoted price. The fair value of all equity instruments (including bonds) which are traded in the stock exchanges is valued using the closing price as at the reporting period. The mutual funds are valued using the closing NAV.

**Level 2:** The fair value of financial instruments that are not traded in an active market (for example, traded bonds, over-the counter derivatives) is determined using valuation techniques which maximise the use of observable market data and rely as little as possible on entity-specific estimates. If all significant inputs required to fair value an instrument are observable, the instrument is included in Level 2.

**Level 3:** If one or more of the significant inputs is not based on observable market data, the instrument is included in Level 3.

**Transfers between Level 1, Level 2 and Level 3**  
There were no transfers between Level 1, Level 2 or Level 3 during the half year ended 30 September 2021 and year ended 31 March 2021.

### Determination of fair values

Fair values of financial assets and liabilities have been determined for measurement and/or disclosure purposes based on the following methods. When applicable, further information about the assumptions made in determining fair

values is disclosed in the notes specific to that asset or liability.

- The fair value of mutual funds are based on price quotations at reporting date.
- The fair values of other current financial assets and financial liabilities are considered to be equivalent to their carrying values.
- The fair values of borrowings at fixed rates are considered to be equivalent to present value of the future contracted cashflows discounted at the current market rate. The fair value has been categorised as Level 3 Fair value.
- The fair values of contingent consideration is valued based on the present value of expected payments, discounted using a risk-adjusted discount rate.

## 46 OPERATING SEGMENTS

Ind AS 108 establishes standards for the way that business enterprises report information about operating segments and related disclosures. Based on the 'management approach' as defined in Ind AS 108, the Chief Operating Decision Maker ('CODM') evaluates the Embassy Office Parks' performance and allocates resources based on an analysis of various performance indicators by operating segments. The accounting principles used in the preparation of the Condensed Consolidated Financial Statements are consistently applied to record revenue and expenditure in individual segments and are as set out in the significant accounting policies.

Operating segments of Embassy Office Parks Group are (i) Commercial Offices, (ii) Hospitality and (iii) Other segments. Other segments comprise Generation of Renewable Energy. Revenue and identifiable operating expenses in relation to segments are categorized based on items that are individually identifiable to that segment.

Net Operating Income ('NOI') is the key metric reported to the CODM for the purposes of assessment of the segment results. The same is defined as follows:

### a) Commercial Offices segment:

NOI for Commercial Offices is defined as revenue from operations (which includes (i) facility rentals, (ii) maintenance services income, (iii) income from finance lease, and (iv) other operating income for Commercial Offices) less direct operating expenses (which includes

## Notes

to the Condensed Consolidated Financial Statements

(all amounts in ₹ million unless otherwise stated)

- operating and maintenance expenses including common area maintenance expenses
- property taxes, (iii) rent, and (iv) insurance).

### b) Hospitality segment:

NOI for hospitality segment is defined as revenue from operations (which includes (i) room rentals, (ii) sale of food and beverages, (iii) other operating income from hospitality) less direct operating expenses (which includes (i) cost of materials consumed, (ii) employee benefits expenses, (iii) operating and maintenance expenses excluding property management fees, and (iv) Other expenses).

### c) Other segment:

NOI for other segments is defined as revenue from operations (which includes income from generation of renewable energy) less direct operating expenses (which includes (i) operating and maintenance expenses and (ii) other expenses).

Certain income (such as interest, dividend and other income) and certain expenses (such as Other expenses excluding Direct operating expenses, depreciation, amortisation, impairment loss and finance cost) are not specifically allocable to segments and accordingly these expenses are adjusted against the total income of the Embassy Office Parks Group.

Further, the information relating to segment assets and segment liabilities are not regularly provided to CODM for review and hence the same is not disclosed.

Particulars	Total						
	For the quarter ended 30 September 2021	For the quarter ended 30 June 2021	For the quarter ended 30 September 2020	For the half year ended 30 September 2021	For the half year ended 31 March 2021	For the half year ended 30 September 2020	For the year ended 31 March 2021
<b>Revenue from operations</b>	7,351.85	7,376.43	5,401.50	14,728.28	13,039.44	10,563.76	23,603.20
Identifiable operating expenses	(1,116.14)	(1,163.49)	(587.02)	(2,279.63)	(2,098.99)	(1,180.74)	(3,279.73)
<b>Net Operating Income (segment results for the period)</b>	<b>6,235.71</b>	<b>6,212.94</b>	<b>4,814.48</b>	<b>12,448.65</b>	<b>10,940.45</b>	<b>9,383.02</b>	<b>20,323.47</b>
Other operating expenses	(532.89)	(496.33)	(317.12)	(1,029.22)	(1,107.16)	(708.36)	(1,815.52)
Interest, dividend and other income	349.75	290.99	232.30	640.74	622.90	562.36	1,185.26
<b>Earnings before finance costs, depreciation, amortisation, impairment loss and tax</b>	<b>6,052.57</b>	<b>6,007.60</b>	<b>4,729.66</b>	<b>12,060.17</b>	<b>10,456.19</b>	<b>9,237.02</b>	<b>19,693.21</b>
Share of profit after tax of equity accounted investees	211.41	251.51	245.51	462.92	503.59	490.89	994.48
Depreciation and amortisation expenses	(1,993.76)	(1,957.83)	(1,193.18)	(3,951.59)	(3,335.19)	(2,371.78)	(5,706.97)
Impairment loss (refer note 6)	-	-	-	-	(988.96)	-	(988.96)
Finance costs	(2,208.37)	(2,073.31)	(1,437.33)	(4,281.68)	(3,643.02)	(2,809.87)	(6,452.89)
<b>Profit before tax</b>	<b>2,061.85</b>	<b>2,227.97</b>	<b>2,344.66</b>	<b>4,289.82</b>	<b>2,992.61</b>	<b>4,546.26</b>	<b>7,538.87</b>
Tax expense	(101.01)	(178.92)	(19.01)	(279.93)	(377.12)	(178.22)	(555.34)
Other Comprehensive Income	-	-	-	-	0.81	-	0.81
<b>Total comprehensive income for the period</b>	<b>1,960.84</b>	<b>2,049.05</b>	<b>2,325.65</b>	<b>4,009.89</b>	<b>2,616.30</b>	<b>4,368.04</b>	<b>6,984.34</b>

## Notes

to the Condensed Consolidated Financial Statements

(all amounts in ₹ million unless otherwise stated)

Particulars	Commercial Offices						
	For the quarter ended 30 September 2021	For the quarter ended 30 June 2021	For the quarter ended 30 September 2020	For the half year ended 30 September 2021	For the half year ended 31 March 2021	For the half year ended 30 September 2020	For the year ended 31 March 2021
Revenue from operations	6,840.68	6,946.63	5,016.49	13,787.31	12,067.62	9,755.86	21,823.48
Identifiable operating expenses	(918.58)	(999.97)	(433.39)	(1,918.55)	(1,710.97)	(866.86)	(2,577.83)
<b>Net Operating Income (segment results for the period)</b>	<b>5,922.10</b>	<b>5,946.66</b>	<b>4,583.10</b>	<b>11,868.76</b>	<b>10,356.65</b>	<b>8,889.00</b>	<b>19,245.65</b>

Particulars	Hospitality						
	For the quarter ended 30 September 2021	For the quarter ended 30 June 2021	For the quarter ended 30 September 2020	For the half year ended 30 September 2021	For the half year ended 31 March 2021	For the half year ended 30 September 2020	For the year ended 31 March 2021
Revenue from operations	138.93	47.13	29.87	186.06	183.64	47.82	231.46
Identifiable operating expenses	(164.57)	(131.92)	(124.16)	(296.49)	(321.67)	(253.55)	(575.22)
<b>Net Operating Income (segment results for the period)</b>	<b>(25.64)</b>	<b>(84.79)</b>	<b>(94.29)</b>	<b>(110.43)</b>	<b>(138.03)</b>	<b>(205.73)</b>	<b>(343.76)</b>

Particulars	Other Segment						
	For the quarter ended 30 September 2021	For the quarter ended 30 June 2021	For the quarter ended 30 September 2020	For the half year ended 30 September 2021	For the half year ended 31 March 2021	For the half year ended 30 September 2020	For the year ended 31 March 2021
Revenue from operations	372.24	382.67	355.14	754.91	788.18	760.08	1,548.26
Identifiable operating expenses	(32.99)	(31.60)	(29.47)	(64.59)	(66.35)	(60.33)	(126.68)
<b>Net Operating Income (segment results for the period)</b>	<b>339.25</b>	<b>351.07</b>	<b>325.67</b>	<b>690.32</b>	<b>721.83</b>	<b>699.75</b>	<b>1,421.58</b>

## Notes

to the Condensed Consolidated Financial Statements

An analysis of CGU wise Segment Revenues and Segment Results is given below  
**For the quarter ended 30 September 2021**

Particulars	REIT	MPPL	EPTPL	UPPL	EEPL	GSPL	ETPL	OBPL	QBPL	QBPL	VCPPPL	IENMPL	ETV	Total
Segment Revenue:														
Commercial Office Segment	-	2,904.96	379.52	-	-	200.50	226.12	359.31	191.43	180.08	327.16	363.22	1,708.38	6,840.68
Hospitality Segment	-	-	-	49.40	-	-	-	-	-	89.53	-	-	-	138.93
Others	-	-	-	-	372.24	-	-	-	-	-	-	-	-	372.24
<b>Total</b>	<b>-</b>	<b>2,904.96</b>	<b>379.52</b>	<b>49.40</b>	<b>372.24</b>	<b>200.50</b>	<b>226.12</b>	<b>359.31</b>	<b>191.43</b>	<b>269.61</b>	<b>327.16</b>	<b>363.22</b>	<b>1,708.38</b>	<b>7,351.85</b>
<b>Net Operating Income (segment results)</b>														
Commercial Office Segment	-	2,497.14	341.87	-	-	172.06	201.47	287.70	158.66	124.75	286.66	330.69	1,521.09	5,922.09
Hospitality Segment	-	-	-	(6.70)	-	-	-	-	-	(18.94)	-	-	-	(25.64)
Others	-	-	-	(6.70)	339.25	-	-	-	-	-	-	-	-	339.25
<b>Total</b>	<b>-</b>	<b>2,497.14</b>	<b>341.87</b>	<b>(6.70)</b>	<b>339.25</b>	<b>172.06</b>	<b>201.47</b>	<b>287.70</b>	<b>158.66</b>	<b>105.81</b>	<b>286.66</b>	<b>330.69</b>	<b>1,521.09</b>	<b>6,235.70</b>

(all amounts in ₹ million unless otherwise stated)

**For the quarter ended 30 June 2021**

Particulars	REIT	MPPL	EPTPL	UPPL	EEPL	GSPL	ETPL	OBPL	QBPL	QBPL	VCPPPL	IENMPL	ETV	Total
Segment Revenue:														
Commercial Office Segment	-	2,968.90	393.83	-	-	198.80	247.42	347.05	202.60	181.24	311.65	372.95	1,722.19	6,946.63
Hospitality Segment	-	-	-	20.48	-	-	-	-	-	26.65	-	-	-	47.13
Others	-	-	-	-	382.67	-	-	-	-	-	-	-	-	382.67
<b>Total</b>	<b>-</b>	<b>2,968.90</b>	<b>393.83</b>	<b>20.48</b>	<b>382.67</b>	<b>198.80</b>	<b>247.42</b>	<b>347.05</b>	<b>202.60</b>	<b>207.89</b>	<b>311.65</b>	<b>372.95</b>	<b>1,722.19</b>	<b>7,376.43</b>
<b>Net Operating Income (segment results)</b>														
Commercial Office Segment	-	2,523.09	338.66	-	-	173.32	225.09	283.98	171.17	125.11	274.46	342.90	1,488.88	5,946.66
Hospitality Segment	-	-	-	(27.52)	-	-	-	-	-	(57.27)	-	-	-	(84.79)
Others	-	-	-	-	351.07	-	-	-	-	-	-	-	-	351.07
<b>Total</b>	<b>-</b>	<b>2,523.09</b>	<b>338.66</b>	<b>(27.52)</b>	<b>351.07</b>	<b>173.32</b>	<b>225.09</b>	<b>283.98</b>	<b>171.17</b>	<b>67.84</b>	<b>274.46</b>	<b>342.90</b>	<b>1,488.88</b>	<b>6,212.94</b>

## Notes

to the Condensed Consolidated Financial Statements

(all amounts in ₹ million unless otherwise stated)

## For the quarter ended 30 September 2020

Particulars	REIT	MPPL	EOPPL**	UPPL	EEPL	GSPPL	ETPL	OBPL	QBPL	VCPPPL	IENMPL	ETV	Total
Segment Revenue:													
Commercial Office Segment	-	2,689.72	320.37	-	-	197.43	260.00	352.13	285.64	333.86	349.66	-	5,016.49
Hospitality Segment	-	-	-	15.32	-	-	-	-	14.55	-	-	-	29.87
Others	-	-	-	-	355.14	-	-	-	-	-	-	-	355.14
<b>Total</b>	-	<b>2,689.72</b>	<b>320.37</b>	<b>15.32</b>	<b>355.14</b>	<b>197.43</b>	<b>260.00</b>	<b>352.13</b>	<b>300.19</b>	<b>333.86</b>	<b>349.66</b>	-	<b>5,401.50</b>
<b>Net Operating Income (segment results)</b>													
Commercial Office Segment	-	2,548.83	308.74	-	-	171.95	230.59	279.86	199.85	299.53	318.23	-	4,583.10
Hospitality Segment	-	-	-	(33.66)	-	-	-	-	(60.63)	-	-	-	(94.29)
Others	-	-	-	-	325.67	-	-	-	-	-	-	-	325.67
<b>Total</b>	-	<b>2,548.83</b>	<b>308.74</b>	<b>(33.66)</b>	<b>325.67</b>	<b>171.95</b>	<b>230.59</b>	<b>279.86</b>	<b>199.85</b>	<b>299.53</b>	<b>318.23</b>	-	<b>4,814.48</b>

\*\* Refer note 54.

## For the half year ended 30 September 2021

Particulars	REIT	MPPL	EPTPL	UPPL	EEPL	GSPPL	ETPL	OBPL	QBPL	VCPPPL	IENMPL	ETV	Total
Segment Revenue:													
Commercial Office Segment	-	5,873.87	773.35	-	-	399.30	473.54	706.36	361.32	638.81	736.17	3,430.57	13,787.31
Hospitality Segment	-	-	-	69.88	-	-	-	-	116.18	-	-	-	186.06
Others	-	-	-	-	754.91	-	-	-	-	-	-	-	754.91
<b>Total</b>	-	<b>5,873.87</b>	<b>773.35</b>	<b>69.88</b>	<b>754.91</b>	<b>399.30</b>	<b>473.54</b>	<b>706.36</b>	<b>477.50</b>	<b>638.81</b>	<b>736.17</b>	<b>3,430.57</b>	<b>14,728.28</b>
<b>Net Operating Income (segment results)</b>													
Commercial Office Segment	-	5,020.23	680.53	-	-	345.38	426.56	571.68	249.86	561.12	673.59	3,009.98	11,868.76
Hospitality Segment	-	-	-	(34.22)	-	-	-	-	(76.21)	-	-	-	(110.43)
Others	-	-	-	-	690.32	-	-	-	-	-	-	-	690.32
<b>Total</b>	-	<b>5,020.23</b>	<b>680.53</b>	<b>(34.22)</b>	<b>690.32</b>	<b>345.38</b>	<b>426.56</b>	<b>571.68</b>	<b>173.65</b>	<b>561.12</b>	<b>673.59</b>	<b>3,009.98</b>	<b>12,448.65</b>

## Notes

to the Condensed Consolidated Financial Statements

(all amounts in ₹ million unless otherwise stated)

## For the half year ended 31 March 2021

Particulars	REIT	MPPL	EOPPL**	UPPL	EEPL	GSPPL	ETPL	OBPL	QBPL	VCPPPL	IENMPL	ETV	Total
Segment Revenue:													
Commercial Office Segment	-	5,649.55	755.64	-	-	400.24	504.30	719.79	443.56	730.86	722.20	1,708.28	12,067.62
Hospitality Segment	-	-	-	68.07	-	-	-	-	115.57	-	-	-	183.64
Others	-	-	-	-	788.18	-	-	-	-	-	-	-	788.18
<b>Total</b>	-	<b>5,649.55</b>	<b>755.64</b>	<b>68.07</b>	<b>788.18</b>	<b>400.24</b>	<b>504.30</b>	<b>719.79</b>	<b>559.13</b>	<b>730.86</b>	<b>722.20</b>	<b>1,708.28</b>	<b>13,039.44</b>
<b>Net Operating Income (segment results)</b>													
Commercial Office Segment	-	4,846.52	640.03	-	-	339.52	474.46	559.88	371.34	659.79	657.85	1,474.25	10,356.65
Hospitality Segment	-	-	-	(48.07)	-	-	-	-	(89.96)	-	-	-	(138.03)
Others	-	-	-	-	721.83	-	-	-	-	-	-	-	721.83
<b>Total</b>	-	<b>4,846.52</b>	<b>640.03</b>	<b>(48.07)</b>	<b>721.83</b>	<b>339.52</b>	<b>474.46</b>	<b>559.88</b>	<b>243.05</b>	<b>659.79</b>	<b>657.85</b>	<b>1,474.25</b>	<b>10,940.45</b>

\*\* Refer note 54.

## For the half year ended 30 September 2020

Particulars	REIT	MPPL	EOPPL**	UPPL	EEPL	GSPPL	ETPL	OBPL	QBPL	VCPPPL	IENMPL	ETV	Total
Segment Revenue:													
Commercial Office Segment	-	5,152.62	652.27	-	-	403.02	521.47	715.95	563.41	590.80	716.21	-	9,755.86
Hospitality Segment	-	-	-	31.68	-	-	-	-	16.14	-	-	-	47.82
Others	-	-	-	-	760.08	-	-	-	-	-	-	-	760.08
<b>Total</b>	-	<b>5,152.62</b>	<b>652.27</b>	<b>31.68</b>	<b>760.08</b>	<b>403.02</b>	<b>521.47</b>	<b>715.95</b>	<b>579.55</b>	<b>590.80</b>	<b>716.21</b>	-	<b>10,563.76</b>
<b>Net Operating Income (segment results)</b>													
Commercial Office Segment	-	4,872.58	631.09	-	-	340.45	462.32	579.83	461.48	509.65	651.85	-	8,889.00
Hospitality Segment	-	-	-	(66.49)	-	-	-	-	(139.24)	-	-	-	(205.73)
Others	-	-	-	-	699.75	-	-	-	-	-	-	-	699.75
<b>Total</b>	-	<b>4,872.58</b>	<b>631.09</b>	<b>(66.49)</b>	<b>699.75</b>	<b>340.45</b>	<b>462.32</b>	<b>579.83</b>	<b>322.24</b>	<b>509.65</b>	<b>651.85</b>	-	<b>9,383.02</b>

\*\* Refer note 54.

## Notes

to the Condensed Consolidated Financial Statements

(all amounts in ₹ million unless otherwise stated)

## For the year ended 31 March 2021

Particulars	REIT	MPPL	EOPPL**	UPPL	EEPL	GSPPL	ETPL	OBPL	QBPL	VCPPPL	IENMPL	ETV	Total
Segment Revenue:													
Commercial Office Segment	-	10,802.17	1,407.91	-	-	803.26	1,025.77	1,435.74	1,006.97	1,321.66	1,438.41	1,708.28	21,823.48
Hospitality Segment	-	-	-	99.75	-	-	-	-	131.71	-	-	-	231.46
Others	-	-	-	-	1,548.26	-	-	-	-	-	-	-	1,548.26
<b>Total</b>	-	<b>10,802.17</b>	<b>1,407.91</b>	<b>99.75</b>	<b>1,548.26</b>	<b>803.26</b>	<b>1,025.77</b>	<b>1,435.74</b>	<b>1,138.68</b>	<b>1,321.66</b>	<b>1,438.41</b>	<b>1,708.28</b>	<b>23,603.20</b>
<b>Net Operating Income (segment results)</b>													
Commercial Office Segment	-	9,719.10	1,271.12	-	-	679.97	936.78	1,139.71	794.49	1,169.44	1,309.70	1,474.25	19,245.65
Hospitality Segment	-	-	-	(114.56)	-	-	-	-	(229.20)	-	-	-	(343.76)
Others	-	-	-	-	1,421.58	-	-	-	-	-	-	-	1,421.58
<b>Total</b>	-	<b>9,719.10</b>	<b>1,271.12</b>	<b>(114.56)</b>	<b>1,421.58</b>	<b>679.97</b>	<b>936.78</b>	<b>1,139.71</b>	<b>565.29</b>	<b>1,169.44</b>	<b>1,309.70</b>	<b>1,474.25</b>	<b>20,323.47</b>

\*\* Refer note 54.

## Notes

to the Condensed Consolidated Financial Statements

(all amounts in ₹ million unless otherwise stated)

## 47 RELATED PARTY DISCLOSURES

## I. List of related parties

## A. Parties to Embassy Office Parks REIT

Embassy Property Developments Private Limited - Co-Sponsor  
 BRE/ Mauritius Investments - Co-Sponsor  
 Embassy Office Parks Management Services Private Limited - Manager  
 Axis Trustee Services Limited - Trustee

## The co-sponsor groups consist of the below entities

Embassy Property Developments Private Limited - Co-Sponsor  
 Embassy One Developers Private Limited  
 D M Estates Private Limited  
 Embassy Services Private Limited  
 Golfinks Properties Private Limited

## BRE/ Mauritius Investments - Co-Sponsor

SG Indian Holding (NQ) Co. I Pte. Limited	BREP VII SG Oxygen Holding (NQ) Pte Limited	BREP Asia SBS Oxygen Holding (NQ) Limited	BREP VII SBS HCC Holding (NQ) Limited
SG Indian Holding (NQ) Co. II Pte. Limited	BREP VII SBS NTPL Holding (NQ) Limited	BREP VII SBS Oxygen Holding (NQ) Limited	India Alternate Property Limited
SG Indian Holding (NQ) Co. III Pte. Limited	BREP GML Holding (NQ) Pte Limited	BREP VII SBS Holding-NQ CO XI Limited	BREP Asia SBS Holding-NQ CO XI Limited
BRE/Mauritius Investments II	BREP VII GML Holding (NQ) Pte Limited	BREP Asia HCC Holding (NQ) Pte Limited	BREP VII SG Indian Holding (NQ) Co II Pte. Limited
BREP NTPL Holding (NQ) Pte Limited	BREP Asia SBS GML Holding (NQ) Limited	BREP VII HCC Holding (NQ) Pte Limited	
BREP VII NTPL Holding (NQ) Pte Limited	BREP VII SBS GML Holding (NQ) Limited	BREP Asia SG Indian Holding (NQ) Co II Pte. Limited	
BREP Asia SBS NTPL Holding (NQ) Limited	BREP Asia SG Oxygen Holding (NQ) Pte Limited	BREP Asia SBS HCC Holding (NQ) Limited	

## Directors &amp; KMPs of the Manager (Embassy Office Parks Management Services Private Limited)

## Directors

Jitendra Virwani  
 Tuhin Parikh  
 Vivek Mehra  
 Ranjan Ramdas Pai

Anuj Puri

Punita Kumar Sinha  
 Robert Christopher Heady  
 Aditya Virwani

Asheesh Mohta (alternate to Robert Christopher Heady)

## KMPs

Michael David Holland - CEO  
 Rajesh Kaimal - CFO (upto 19 May 2020)  
 Aravind Maiya - CFO (from 19 May 2020)  
 Ramesh Periasamy - Compliance Officer and Company Secretary (Upto 6 August 2020)  
 Deepika Srivastava- Compliance Officer and Company Secretary (From 7 August 2020)

## Notes

to the Condensed Consolidated Financial Statements

(all amounts in ₹ million unless otherwise stated)

### B. Joint Venture

Golflink Software Parks Private Limited

### C. Other related parties with whom the transactions have taken place during the period

Dynasty Properties Private Limited	Mac Charles (India) Limited	Embassy Real Estate and Development Services Private Limited
Snap Offices Private Limited	Lounge Hospitality LLP	JV Holding Private Limited
EPDPL Coliving Private Limited	EPDPL Coliving Operation LLP	VTV Infrastructure Management Private Limited
Embassy Industrial Parks Private Limited	Embassy Projects Private Limited	Golflinks Embassy Business Park Management Services LLP
Golflinks Embassy Management Services LLP	Anarock Retail Advisors Private Limited	Babblar Marketing Private Limited
Wework India Management Private Limited	BREP VII SBS Holding-NQ IV Co Ltd (Cayman)*	Sarla Infrastructure Private Limited (upto 24 December 2020)
Embassy Shelters Private Limited	BREP Asia SBS Holding-NQ Co IV Ltd (Cayman)*	Vikas Telecom Private Limited (upto 24 December 2020)
FIFC Condominium	BREP Asia SG India Holding (NQ) Co I Pte Ltd*	
Paledium Security Services LLP	BREP VII SG India Holding (NQ) Co I Pte Ltd*	
Technique Control Facility Management Private Limited		
HVS Anarock Hotel ADV Services Private Limited		

\*together known as BREP entities.

## Notes

to the Condensed Consolidated Financial Statements

(all amounts in ₹ million unless otherwise stated)

### II Related party transactions during the period/ year

Particulars	For the quarter ended 30 September 2021	For the quarter ended 30 June 2021	For the quarter ended 30 September 2020	For the half year ended 30 September 2021	For the half year ended 31 March 2021	For the half year ended 30 September 2020	For the year ended 31 March 2021
<b>Acquisition of Common Area maintenance services business from Embassy Services Private Limited</b>	-	-	-	-	4,730.21	-	4,730.21
<b>Business acquisition of ETV assets from Embassy Property Developments Private Limited</b>	-	-	-	-	6,870.02	-	6,870.02
BREP Asia SG Indian Holding (NQ) Co I Pte. Ltd	-	-	-	-	8,736.46	-	8,736.46
BREP VII SG Indian Holding (NQ) Co I Pte. Ltd	-	-	-	-	2,182.64	-	2,182.64
BREP Asia SBS Holding-NQ Co IV Ltd. (Cayman)	-	-	-	-	41.46	-	41.46
BREP VII SBS Holding-NQ IV Co Ltd (Cayman)	-	-	-	-	11.84	-	11.84
<b>Non-Convertible Debentures issued to Embassy Services Private Limited</b>	-	-	-	-	60.00	-	60.00
<b>Property Management fees</b>							
Embassy Office Park Management Services Private Limited	175.85	167.96	118.66	343.81	300.75	235.17	535.92
<b>REIT Management fees</b>							
Embassy Office Park Management Services Private Limited	63.53	74.38	54.85	137.91	98.77	113.46	212.23
<b>Secondment fees</b>							
Embassy Office Parks Management Services Private Limited	0.39	0.39	0.36	0.78	0.71	0.71	1.42
<b>Trustee fees</b>							
Axis Trustee Services Limited	0.74	0.74	0.74	1.48	1.48	1.48	2.96
<b>Purchase of Investment Property</b>							
Babblar Marketing Private Limited	46.97	53.83	-	100.80	77.11	-	77.11
<b>Brokerage paid (capitalised)</b>							
Anarock Retail Advisors Private Limited	-	-	8.00	-	-	8.00	8.00
<b>Business consultancy services (capitalised)</b>							
Embassy Property Developments Private Limited	103.23	137.80	13.86	241.03	101.50	26.55	128.05
Embassy Services Private Limited	13.69	5.17	6.72	18.86	17.48	6.72	24.20
<b>Capital advances paid/ (refunded)</b>							
Embassy Property Developments Private Limited	417.48	367.08	137.00	784.56	(340.58)	205.34	(135.24)
FIFC Condominium	-	-	2.79	-	5.58	2.79	8.37
Babblar Marketing Private Limited	-	25.77	32.85	25.77	91.26	32.85	124.11
<b>Common area maintenance</b>							
Embassy Services Private Limited	139.73	157.27	110.95	297.00	290.57	241.88	532.45
Golflinks Embassy Business Park Management Services LLP	4.21	5.81	3.09	10.02	9.49	9.48	18.97
FIFC Condominium	17.19	15.00	17.15	32.19	25.16	34.27	59.43
Paledium Security Services LLP	31.95	20.61	-	52.56	39.13	-	39.13
Technique Control Facility Management Private Limited	169.34	163.69	1.66	333.03	217.41	1.66	219.07



## Notes

to the Condensed Consolidated Financial Statements

(all amounts in ₹ million unless otherwise stated)

Particulars	For the quarter ended 30 September 2021	For the quarter ended 30 June 2021	For the quarter ended 30 September 2020	For the half year ended 30 September 2021	For the half year ended 31 March 2021	For the half year ended 30 September 2020	For the year ended 31 March 2021
<b>Repairs and maintenance- building</b>							
Embassy Services Private Limited	-	-	-	-	23.83	-	23.83
Technique Control Facility Management Private Limited	-	0.28	-	0.28	-	-	-
Paledium Security Services LLP	-	-	-	-	0.83	-	0.83
<b>Repairs and maintenance - plant and machinery</b>							
Embassy Services Private Limited	0.03	0.01	-	0.04	0.41	-	0.41
Paledium Security Services LLP	0.01	(0.01)	-	-	1.72	-	1.72
Technique Control Facility Management Private Limited	3.59	(2.52)	-	1.07	11.04	-	11.04
<b>Repairs and maintenance - others</b>							
Embassy Services Private Limited	-	0.05	-	0.05	-	-	-
Technique Control Facility Management Private Limited	1.09	0.12	-	1.21	-	-	-
<b>Power and fuel expenses</b>							
Embassy Services Private Limited	20.57	12.08	19.94	32.65	38.53	30.36	68.89
<b>Legal and professional charges</b>							
Embassy Services Private Limited	6.16	5.74	4.67	11.90	12.13	10.57	22.70
Embassy One Developers Private Limited	0.99	-	-	0.99	-	-	-
Technique Control Facility Management Private Limited	0.07	-	-	0.07	-	-	-
HVS Anarock Hotel ADV Services Private Limited	-	-	-	-	0.70	-	0.70
<b>Security charges</b>							
Embassy Services Private Limited	3.64	6.02	4.78	9.66	6.67	9.56	16.23
<b>Trademark and license fees</b>							
Embassy Shelters Private Limited	0.36	0.35	0.36	0.71	0.71	0.71	1.42
<b>Reimbursement of tenant improvements</b>							
Wework India Management Private Limited	-	-	-	-	-	65.72	65.72
<b>Rental and maintenance income</b>							
Wework India Management Private Limited	160.03	154.39	33.60	314.42	180.74	53.47	234.21
FIFC Condominium	1.25	1.26	-	2.51	5.03	-	5.03
Embassy Services Private Limited	2.42	6.05	-	8.47	-	-	-
Snap Offices Private Limited	11.95	10.83	9.16	22.78	22.60	18.43	41.03
<b>Income from generation of renewable energy from the tenants of</b>							
Vikas Telecom Private Limited	-	-	62.28	-	65.15	133.34	198.49
Embassy Property Developments Private Limited	-	-	-	-	-	6.72	6.72
Dynasty Properties Private Limited	-	-	-	-	-	1.79	1.79
Golflinks Software Park Private Limited	59.74	62.90	58.03	122.64	125.64	108.04	233.68

## Notes

to the Condensed Consolidated Financial Statements

(all amounts in ₹ million unless otherwise stated)

Particulars	For the quarter ended 30 September 2021	For the quarter ended 30 June 2021	For the quarter ended 30 September 2020	For the half year ended 30 September 2021	For the half year ended 31 March 2021	For the half year ended 30 September 2020	For the year ended 31 March 2021
<b>Revenue - Room rentals, sale of food and beverages</b>							
Jitendra Virwani	0.54	1.71	0.82	2.25	0.88	0.83	1.71
Embassy Property Developments Private Limited	0.30	0.57	0.02	0.87	0.85	0.02	0.87
Embassy Services Private Limited	10.96	1.71	-	12.67	-	-	-
Others	0.72	1.59	0.02	2.31	3.60	0.07	3.67
<b>Other operating income</b>							
Embassy Property Developments Private Limited	171.60	171.60	171.60	343.20	343.20	343.20	686.40
Golflinks Software Park Private Limited	11.25	11.25	11.25	22.50	22.50	22.50	45.00
<b>Interest income</b>							
Golflinks Software Park Private Limited	-	-	1.25	-	-	7.29	7.29
Sarla Infrastructure Private Limited	-	-	-	-	4.76	-	4.76
Embassy Property Developments Private Limited	182.37	180.38	108.87	362.75	344.23	267.59	611.82
<b>Security deposits received</b>							
Wework India Management Private Limited	-	-	-	-	-	105.44	105.44
<b>Advance compensation received from related party</b>							
Embassy Property Development Private Limited	-	-	-	-	559.19	-	559.19
<b>Redemption of investment in debentures</b>							
Golflinks Software Parks Private Limited	-	-	256.48	-	-	724.38	724.38
<b>Reimbursement of expenses (received)/ paid</b>							
Embassy Services Private Limited	-	-	0.63	-	19.53	0.97	20.50
FIFC Condominium	-	-	-	-	5.70	-	5.70
Embassy One Developers Private Limited	5.21	(1.87)	0.37	3.34	(11.68)	(0.92)	(12.60)
Embassy Office Parks Management Services Private Limited	17.07	1.07	(0.39)	18.14	0.93	0.70	1.63
<b>Miscellaneous expenses</b>							
Embassy Services Private Limited	0.53	-	-	0.53	-	-	-
Technique Control Facility Management Private Limited	0.66	-	-	0.66	-	-	-
Lounge Hospitality LLP	2.50	2.50	-	5.00	-	-	-

## Notes

to the Condensed Consolidated Financial Statements

(all amounts in ₹ million unless otherwise stated)

### III. Related party balances

Particulars	As at 30 September 2021	As at 31 March 2021
<b>Other non-current assets - capital advance</b>		
Embassy Shelters Private Limited	206.35	206.35
Embassy Property Developments Private Limited	20.76	20.76
FIFC Condominium	17.56	18.08
Babblar Marketing Private Limited	18.64	29.04
<b>Other non-current assets - advance paid for co-development of property, including development rights on land</b>		
Embassy Property Developments Private Limited (refer note 53)	14,647.60	13,863.03
<b>Other non-current financial assets - security deposits</b>		
VTV Infrastructure Management Private Limited	-	4.30
<b>Receivable for rental support from a related party*</b>		
Embassy Property Developments Private Limited	564.41	1,108.78
<b>Trade receivables</b>		
Embassy Property Developments Private Limited	171.81	171.90
FIFC Condominium	3.09	-
VTV Infrastructure Management Private Limited	5.78	88.05
Golflinks Embassy Business Park Management Services LLP	-	1.71
Golflinks Software Parks Private Limited	0.39	-
Wework India Management Private Limited	-	64.43
Others	3.31	1.44
<b>Unbilled revenue</b>		
Golflinks Software Parks Private Limited	18.37	24.38
<b>Other current financial assets - other receivables from related party</b>		
Embassy Property Developments Private Limited	263.12	178.39
Embassy One Developers Private Limited	3.81	1.22
FIFC Condominium	-	6.38
<b>Other current assets - Advance for supply of goods and rendering of services</b>		
FIFC Condominium	-	2.67
<b>Short-term borrowings</b>		
Embassy Services Private Limited	60.00	60.00
<b>Trade payables</b>		
Embassy Services Private Limited	17.45	106.68
VTV Infrastructure Management Private Limited	5.30	13.03
Technique Control Facility Management Private Limited	77.89	28.95
Embassy Office Parks Management Service Private Limited	0.04	14.02
Others	20.24	5.73
<b>Current liabilities - Capital creditors for purchase of fixed assets</b>		
Embassy Property Developments Private Limited	172.15	41.23
Embassy Services Private Limited	16.81	11.43
Babblar Marketing Private Limited	46.41	-
Others	4.03	7.81

\*Represents rental support provided by Embassy Sponsor to SIPL as part of ETV Asset acquisition starting quarter ended 31 March 2021 until the quarter ending 31 March 2022.

## Notes

to the Condensed Consolidated Financial Statements

(all amounts in ₹ million unless otherwise stated)

Particulars	As at 30 September 2021	As at 31 March 2021
<b>Other current financial liabilities</b>		
Embassy Services Private Limited	77.89	79.81
Technique Control Facility Management Private Limited	96.10	78.44
Embassy Office Parks Management Services Private Limited	94.80	52.87
Paledium Security Services LLP	22.22	10.23
Embassy One Developers Private Limited	0.20	-
Lounge Hospitality LLP	5.00	-
FIFC Condominium	0.46	0.61
VTV Infrastructure Management Private Limited	1.53	19.00
<b>Other current financial liabilities - Security deposits</b>		
Golflinks Software Parks Private Limited	80.00	80.00
<b>Contingent consideration payable</b>		
Embassy Property Developments Private Limited	350.00	350.00
<b>Advance from customers</b>		
Wework India Management Private Limited	2.81	139.12
<b>Other current liabilities-Advance compensation received</b>		
Embassy Property Developments Private Limited	-	559.19
<b>Lease deposits</b>		
Wework India Management Private Limited**	112.64	112.64
Snap Offices Private Limited	4.82	4.82

\*\*MPPL has provided a guarantee to a tenant (sub-lessee) of Wework India Management Private Limited (Wework), for the security deposits paid by the sub-lessee to Wework. This guarantee has been provided based on the specific request of the sub-lessee and is backed by an independent bank guarantee received by MPPL for a similar amount and duration on behalf of Wework.

### 48 BUSINESS TRANSFER AGREEMENT (BTA) BETWEEN MPPL, EOPPL AND ESPL

On 22 October 2020, MPPL and EOPPL had entered into Business Transfer Agreement (BTA) with ESPL for acquisition of the Common Area Maintenance (CAM) services for Embassy Manyata and Embassy TechZone for a total consideration of ₹4,730.21 million.

The acquisition cost of ₹4,730.21 million was funded through coupon bearing debt obtained by Embassy Office Parks Group. The consideration for the aforesaid acquisition, is paid in the form of assumption and repayment of identified liabilities of ESPL and issuance of unlisted, unsecured, redeemable non-convertible debentures of MPPL and EOPPL to ESPL. The acquisition was completed on 28 October 2020. Details of assets acquired and liabilities assumed have been provided below:

Particulars	CAM services operations		Total
	MPPL	EOPPL	
<b>Assets acquired</b>			
Intangible assets acquired [CAM service rights]	3,808.59	925.72	4,734.31
Fair value of other assets acquired	94.07	6.35	100.42
<b>Total</b>			<b>4,834.73</b>
Liabilities assumed			
Other current liabilities	94.02	10.50	104.52
<b>Total</b>			<b>104.52</b>
<b>Fair value of net assets acquired</b>			<b>4,730.21</b>
Less: Consideration	3,808.64	921.57	4,730.21
<b>Goodwill/ Capital reserve on acquisition</b>			<b>-</b>

Embassy office parks group has obtained two independent valuation reports as required by the REIT regulations for the above acquisition and the average of the two valuations amounts to ₹5,179 million. Acquisition consideration is at 8.5% discount to average of two independent valuation reports. No fees or commission is payable to any associate of the related party in relation to the transaction. All the material conditions and obligations for the transaction have been complied.

## Notes

to the Condensed Consolidated Financial Statements

(all amounts in ₹ million unless otherwise stated)

### 49 BUSINESS COMBINATION

During the previous year ended 31 March 2021, the Trust acquired Embassy Tech Village by acquiring all of the equity interest in VTPL, EOVP and SIPL (ETV Assets) held by the Embassy Sponsor, BREP entities and certain other third party shareholders. The acquisition of equity interest in EOVP (which in turn holds 60% equity interest in VTPL) and SIPL has been completed with issue proceeds received of ₹36,852.02 million, by issue of 111,335,400 Units at a price of ₹331.00 per Unit through the Institutional Placement. The acquisition of balance 40% equity interest in VTPL is completed through Preferential issue of 64,893,000 Units at a price of ₹356.70 per unit to the third party shareholders aggregating to ₹23,147.33 million.

The accounting for the business combination has been done in accordance with Ind AS-103 "Business Combination". Refer Note 2.1 "Basis of Business Combination" for more details.

Entity	Fair value of investment property, investment property under development, property, plant and equipment and capital work-in-progress acquired	Fair value of other assets acquired	Fair value of liabilities assumed	Deferred tax liability on fair valuation of assets acquired and liabilities assumed	Fair value of net assets taken over	Purchase consideration	Goodwill on consolidation
ETV Assets	93,906.90	11,509.99	47,521.41	14,424.08	43,471.40	57,565.47	14,094.07

Notes:-

- The Purchase consideration for SIPL includes a contingent consideration of ₹350.00 million which shall be payable to the Embassy Sponsor in cash subject to certain conditions and timeline agreed between the parties.
- Embassy Office Parks Group has obtained two independent valuation reports as required by the REIT regulations for the ETV assets and the average of the two valuations for the enterprise value amounts to ₹102,555 million. Acquisition consideration is at 4.6% discount to average of two independent valuation reports. No fees or commission is payable to any associate of the related party in relation to the transaction. All the material conditions and obligations for the transaction have been complied.
- The Goodwill of ₹14,094.07 million mainly arises on account of requirement to value individual assets and liabilities acquired on business combination at fair values as well as the requirement to recognise deferred tax liability of ₹14,424.08 million, calculated as a difference between the tax effect of the fair value of the acquired assets and liabilities and their tax bases. Goodwill is attributable due to the acquisition price being dependent on the overall property valuation assuming a discounted cash flow method computed using future cashflows and other relevant assumptions as compared with the individual assets recorded at their fair values computed basis comparable approach or depreciated replacement cost basis. Goodwill is allocated entirely to the ETV assets CGU. Goodwill is not deductible for tax purposes.

## Notes

to the Condensed Consolidated Financial Statements

(all amounts in ₹ million unless otherwise stated)

- During the period ended 30 September 2021, the fair value of other assets acquired has been revised by ₹99.11 million based on the new information obtained about facts and circumstances that existed as at the acquisition date. Accordingly, the above amount has been adjusted with Goodwill in the period ended 30 September 2021 with a corresponding impact in the fair value of the asset taken over.
- The valuation techniques used for measuring the fair value of material assets acquired and liabilities assumed are as follows:

Particulars	Valuation methodology
Property, plant and equipment and investment property	Fair values have been determined by independent external property valuers, having appropriately recognised professional qualification and recent experience in the location and category of the properties being valued. The valuers have followed "Direct comparison approach" for land, "Depreciated replacement cost approach" for the built up component, plant and machinery, capital work-in-progress and other assets. Direct comparison approach involves comparing to similar properties that have actually been sold in an arms length transaction or are offered for sale. Depreciated replacement cost approach considers the current cost of replacing an asset with its modern equivalent asset less deductions for physical deterioration and all relevant forms of obsolescence and optimisation. The methodology begins with a set of assumptions as to the projected income and expenses of the property. This methodology use market derived assumptions, including discount rates, obtained from analysed transactions.
Right-to -use trademark	The fair value of the acquired right to use trademark was established using "Relief from royalty" method. It is a methodology that assumes that if a corporation owns a trademark, then it is relieved from paying a royalty, so a hypothetical royalty payment can be estimated.
CAM service rights	The fair value of the CAM service rights was established using the "Multi-period excess earnings method (MEEM)". In MEEM method, value is estimated as the present value of the benefits anticipated from ownership of the asset in excess of the returns required on the investment in the contributory assets necessary to realize those benefits.
Assets other than those mentioned above	Book values as on the date of acquisition corresponds to the fair values which have been considered to be fully recoverable.
Contingent consideration	Contingent consideration payable are estimated based on the terms of the sale contract, the entity's knowledge of the business and how the current economic environment is likely to impact it. The fair value of contingent consideration is valued based on the present value of expected payments, discounted using a risk-adjusted discount rate. In relation to SIPL it is probable that the consideration of ₹350 million will be paid in future to the Embassy Sponsor in cash and hence the entire payable of ₹350 million has been considered as contingent consideration.
Liabilities	Liabilities includes loans and borrowings, trade payables and provision for employee benefits. Book values as on the date of acquisition corresponds to the fair values.

## Notes

to the Condensed Consolidated Financial Statements

(all amounts in ₹ million unless otherwise stated)

### 50 DETAILS OF UTILISATION OF PROCEEDS OF INSTITUTIONAL PLACEMENT ARE AS FOLLOWS:

Objects of the issue as per the prospectus	Proposed utilisation	Actual utilisation upto 31 March 2021	Unutilised amount as at 31 March 2021	Actual utilisation upto 30 September 2021	Unutilised amount as at 30 September 2021
Funding of consideration for the acquisition of the ETV SPVs, including subscription to Class A equity shares in EOVP, payment of consideration to the BREP Entities and the Embassy Sponsor	34,068.14	34,068.14	-	-	-
Debt funding to the ETV SPVs for partial or full repayment or pre-payment of bank/ financial institution debt and settlement of certain liabilities	1,550.00	1,550.00	-	-	-
Issue expenses	750.00	750.00	-	-	-
General purposes	483.88	84.93	398.95	42.06	356.89
<b>Total</b>	<b>36,852.02</b>	<b>36,453.07</b>	<b>398.95</b>	<b>42.06</b>	<b>356.89</b>

### 51 DETAILS OF UTILISATION OF PROCEEDS OF ISSUE OF EMBASSY REIT SERIES IV NCD 2021 ARE AS FOLLOWS:

Objects of the issue as per the prospectus	Proposed utilisation	Actual utilisation upto 30 September 2021	Unutilised amount as at 30 September 2021
Granting of Shareholder Debt for refinancing of the existing loan, construction & development and/or working capital requirements at SPVs	2,760.00	2,210.20	549.80
General purposes including issue expenses and payment of coupon	240.00	19.91	220.09
<b>Total</b>	<b>3,000.00</b>	<b>2,230.11</b>	<b>769.89</b>

### 52 DISTRIBUTIONS

The Board of Directors of the Manager to the Trust, in their meeting held on 29 October 2021, have declared distribution to Unitholders of ₹5.66 per unit which aggregates to ₹5,365.08 million for the quarter ended 30 September 2021. The distributions of ₹5.66 per unit comprises ₹1.14 per unit in the form of interest payment, ₹2.54 per unit in the form of dividend and the balance ₹1.98 per unit in the form of amortization of SPV debt.

Along with distribution of ₹5,346.12 million/ ₹5.64 per unit for the quarter ended 30 June 2021, the cumulative distribution for the half year ended 30 September 2021 aggregates to ₹10,711.20 million/ ₹11.30 per unit.

### 53 ADVANCE PAID FOR CO-DEVELOPMENT OF PROPERTY, INCLUDING DEVELOPMENT RIGHTS OF LAND (M3 BLOCK A & B)

#### Block A

Manyata Promoters Private Limited ('MPPL') and Embassy Property Developments Private Limited ('EPDPL') entered into a co-development agreement on 8 March 2017 whereby EPDPL shall develop 1 msf M3 Block A warm shell building to be handed over to MPPL by agreed delivery date for a total consideration of ₹8,256 million, of which ₹6,791.66 million has already been paid as of 30 September 2021 and balance is to be disbursed linked to achievement of construction milestones. EPDPL was originally obligated to obtain Occupancy Certificate (OC) for the buildings by December 2019. In case of

## Notes

to the Condensed Consolidated Financial Statements

(all amounts in ₹ million unless otherwise stated)

any delay in obtaining the OC beyond the agreed delivery date, EPDPL is obligated to pay a rental compensation of ₹57 million per month of delay to MPPL. As of date, the bare shell building is under development and the estimated date of completion and obtaining occupancy certificate is now December 2022.

The carrying cost in the consolidated financial statements of the above advance is ₹10,270.20 million as at 30 September 2021 which includes one-time fair valuation gain on purchase price allocation on acquisition by the REIT.

As per terms of this co-development agreement, consideration is contingent on pre-defined Net Operating Income achieved and therefore consideration will be trued up/down accordingly upon project completion. As at 30 September 2021, MPPL has a net receivable of ₹171.60 million from EPDPL towards receipt of compensation for Block A.

#### Block B

During the financial year ended 31 March 2020, to consolidate the M3 land parcel within Embassy Manyata campus, MPPL and EPDPL entered into another co-development agreement whereby EPDPL shall develop 0.6 msf M3 Block B warm shell building to be handed over to MPPL by agreed delivery date for a total consideration of ₹7,367 million, of which ₹4,377.40 million has already been paid as of 30 September 2021 (31 March 2021: ₹4,255.85 million) and balance is to be disbursed linked to achievement of development milestones. Furthermore, as per the co-development agreement, during the period of construction, EPDPL is obligated to pay interest to MPPL on the amount of the Development Consideration disbursed by MPPL to EPDPL. As of date, site works have been initiated and development plan and approvals are underway and the estimated date of completion and obtaining occupancy certificate is now March 2024.

As per terms of this co-development agreement, consideration is contingent on pre-defined Net Operating Income achieved and therefore consideration will be trued up/down accordingly upon project completion. As at 30 September 2021, MPPL has a net receivable of ₹263.12 million from EPDPL towards receipt of interest for Block B.

54 During the previous year ended 31 March 2021, the Board of Directors of the Manager in their meeting held on 19 May 2020 approved the composite scheme of arrangement (the "Scheme") involving MPPL, EOPPL and EPTPL. The Scheme provides for: a) The demerger, transfer and vesting of the Techzone business of EOPPL comprising Embassy TechZone Business Park (more specifically defined as the 'TechZone Undertaking' in the Scheme) into EPTPL on a going concern basis, in consideration for which the Embassy Office Parks REIT (as shareholder of EOPPL) will be issued shares in EPTPL; followed by b) Amalgamation of EOPPL into MPPL, on a going concern basis.

The above scheme has been approved by National Company Law Tribunal (NCLT), Mumbai bench with an effective date of 10 March 2021. Further the scheme was approved by the Board of Approval of Special Economic Zones ("BoA") in its meeting held on 18 March 2021 and the company has filed the necessary form with Registrar of Companies ("ROC") on 25 March 2021, for all the three entities. Upon completion of the scheme, MPPL has become a 100% Holdco of the Embassy Office Parks REIT, holding Embassy Manyata Business Park, 80% of the share capital of EEPL, 50% of the share capital of GLSP, while EPTPL has become a 100% directly-held SPV of Embassy Office Parks REIT, holding Embassy TechZone, an existing asset of the Embassy Office Parks REIT.

The consideration paid by EPTPL and MPPL to give effect to the above consideration to Embassy REIT is as follows:-

- EPTPL has issued and allotted 1 fully paid equity share of face value of ₹10 each for every 1 equity share of face value of ₹10 each fully paid-up held in EOPPL by Embassy REIT.
- MPPL has issued and allotted 1 fully paid equity share of face value of ₹100 each for every 11.85 equity share of face value of ₹10 each fully paid-up held in EOPPL by Embassy REIT.

There is no impact to consolidated financial statements of the Group due to the above scheme of merger.

## Notes

to the Condensed Consolidated Financial Statements

(all amounts in ₹ million unless otherwise stated)

Further, for the purpose of all disclosures in the condensed consolidated financial statements, all numbers for the quarter and year ended 31 March 2021 are shown under EOPPL instead of EPTPL to facilitate comparison and ease for users of the financial statements.

**55** The figures for the half year ended 31 March 2021 are the derived figures between the audited figures in respect of the year ended 31 March 2021 and the published year-to-date figures upto period ended 30 September 2020, which were subject to limited review.

**56** The Board of Directors of the Manager through a resolution by circulation dated 23 January 2021 approved the Scheme of Arrangement

("the Scheme") involving EOVP and VTPL. The Scheme provides for the merger/amalgamation of EOVP into VTPL (on a going concern basis). Upon the Scheme becoming effective, with effect from the Appointed Date (as defined in the Scheme), VTPL will be a 100% directly-held SPV of Embassy Office Parks REIT, holding Embassy Tech Village. This would result in a simplified holding and management structure for Embassy REIT assets and create value for Embassy REIT and its Unitholders. The Scheme has been filed with National Company Law Tribunal (NCLT), Bengaluru Bench on 10 February 2021 and is subject to receipt of necessary statutory and regulatory approvals under applicable laws, including the approval of the NCLT.

As per our report of even date attached

for **S R Batliboi & Associates LLP**

Chartered Accountants

ICAI Firms registration number: 101049W/E300004

per **Adarsh Ranka**

Partner

Membership number: 209567

Place: Bengaluru

Date: 29 October 2021

for and on behalf of the Board of Directors of

**Embassy Office Parks Management Services Private Limited**

(as Manager to Embassy Office Parks REIT)

**Jitendra Virwani**

Director

DIN: 00027674

Place: Bengaluru

Date: 29 October 2021

**Tuhin Parikh**

Director

DIN: 00544890

Place: Mumbai

Date: 29 October 2021

# SUMMARY VALUATION REPORT

## Embassy Office Parks Management Services Private Limited in its capacity as manager of The Embassy Office Parks REIT

EMBASSY MANYATA, BENGALURU  
EMBASSY TECHVILLAGE, BENGALURU  
EXPRESS TOWERS, MUMBAI  
EMBASSY 247, MUMBAI  
FIRST INTERNATIONAL FINANCE CENTRE (FIFC), MUMBAI  
EMBASSY TECHZONE, PUNE  
EMBASSY QUADRON, PUNE  
EMBASSY QUBIX, PUNE  
EMBASSY OXYGEN, NOIDA  
EMBASSY GALAXY, NOIDA  
EMBASSY GOLFLINKS, BENGALURU  
EMBASSY ONE, BENGALURU  
HILTON AT EMBASSY GOLFLINKS, BENGALURU  
EMBASSY ENERGY, BELLARY DISTRICT, KARNATAKA

DATE OF VALUATION: SEPTEMBER 30, 2021

DATE OF REPORT: OCTOBER 25, 2021

Value Assessment  
Service

Valuer under SEBI (REIT)  
Regulations, 2014

**CBRE**

**IVAS**

## 1 Instruction

iVAS Partners, represented by Mr. Manish Gupta, has been instructed by **Embassy Office Parks Management Services Private Limited** (the ‘Client’, the ‘Instructing Party’) in its capacity as **Manager of The Embassy Office Parks REIT (Embassy REIT)** to reward upon the Market Value (MV) of properties comprising of commercial office real estate assets located across Bengaluru, Pune, Mumbai and Noida as well as affiliated facilities including a solar park, retail spaces and hotels (together herein referred as subject properties across the report).

CBRE has been instructed by the Client to be the ‘Value Assessment Service Provider’ for providing market intelligence to the ‘Valuer’ (iVAS Partners, represented by Mr. Manish Gupta) and forecasting cash flows from the respective assets. The Valuer has utilized the market intelligence provided by CBRE and independently reviewed the cash flows to arrive at the Market Value of the respective assets as per the SEBI (REIT) regulations 2014. iVAS Partners (represented by Mr. Manish Gupta) and CBRE are collectively referred to as the Consultants for the purpose of this report.

The details of the subject properties under the purview of this valuation exercise are tabulated below:

Development Name	Location
Embassy Manyata	Bengaluru
Embassy TechVillage	Bengaluru
Express Towers	Mumbai
Embassy 247	Mumbai
First International Finance Centre	Mumbai
Embassy TechZone	Pune
Embassy Quadron	Pune
Embassy Qubix	Pune
Embassy Oxygen	Noida
Embassy Galaxy	Noida
Embassy GolfLinks	Bengaluru
Embassy One	Bengaluru
Hilton at Embassy GolfLinks	Bengaluru
Embassy Energy	Bellary District, Karnataka

### 1.1 Purpose

The Valuer understands that the valuation is required by the Client for financial and investor reporting purposes to comply with the requirements of Regulation 21 of the SEBI (REIT) Regulations, 2014.

### 1.2 Reliant Party

Reliant parties to this report shall mean Embassy Office Parks Management Services Private Limited (EOPMSPL), the Embassy Office Parks REIT (“Embassy REIT”) and their Unit Holders and Axis Trustee Services Limited (the Trustee for the Embassy REIT) for the purpose (of the valuation) as highlighted in this report. The auditors and advisors would be extended reliance by the ‘Consultants’ but would extend no liability to the auditors and advisors.

The valuation will be prepared strictly and only for the use of the Reliant Party and for the Purpose specifically stated. The instructing party would make all reliant parties aware of the terms and conditions of this agreement under which this exercise is being undertaken and take due acknowledgements to the same effect.

### 1.3 Limitation of Liability

- The ‘Consultants’ provide the Services exercising due care and skill, but the ‘Consultants’ do not accept any legal liability arising from negligence or otherwise to any person in relation to possible environmental site contamination or any failure to comply with environmental legislation which may affect the value of the properties. Further, the ‘Consultants’ shall not accept liability for any errors, misstatements, omissions in the Report caused due to false, misleading or incomplete information or documentation provided to the ‘Consultants’ by the Instructing Party.
- The Consultants’ maximum aggregate liability for claims arising out of or in connection with the Valuation Report, under this contract shall not exceed Indian Rupees 30 Mn.

- In the event that any of the Sponsor, Manager, Trustee, Embassy REIT in connection with the report be subject to any claim (“Claim Parties”) in connection with, arising out of or attributable to the Valuation Report, the Claim Parties will be entitled to require the ‘Consultants’ to be a necessary party/ respondent to such claim and the ‘Consultants’ shall not object to their inclusion as a necessary party/ respondent. If the ‘Consultants’ do not co-operate to be named as a necessary party/ respondent to such claims or co-operate in providing adequate/ successful defense in defending such claims, the Claim Parties jointly or severally will be entitled to initiate a separate claim against the ‘Consultants’ in this regard and the Consultants’ liability shall extend to the value of the claims, losses, penalties, costs and liabilities incurred by the Claim Parties.
- The Consultants will neither be responsible for any legal due diligence, title search, zoning check, development permissions and physical measurements nor undertake any verification/ validation of the zoning regulations/ development controls etc.

### 1.4 Capability of Valuer and Value Assessment Service Provider

#### **Valuer under SEBI (REIT) Regulations, 2014: iVAS Partners, represented by Mr. Manish Gupta**

iVAS Partners, represented by Mr. Manish Gupta (Valuer Registration Number: IBBI/RV-E/02/2020/112) delivers reliable and independent valuation (across categories viz. land & building and plant & machinery), advisory and technical due diligence services, that combine professional expertise with comprehensive databases, analytics and market intelligence across various asset classes and locations in India.

Manish Gupta, Partner at iVAS Partners, is a Registered Architect with Council of Architecture (COA) and a member of the Royal Institute of Chartered Surveyors (MRICS) and Institution of Valuers (IOV), with over 12 years of experience in the real estate industry. Manish is a seasoned professional with experience in providing real estate valuation services to a wide spectrum of clients including financial institutions, private equity funds, developers, NBFCs, corporate houses, banks, resolution professionals, land owners, etc.

He has worked on variety of valuation, consulting and technical due-diligence assignments for various purposes including investment related due diligence, mortgage/collateral appraisals, financial reporting, listing purposes, IBC led requirements, etc. across a range of asset classes such as residential projects, integrated township developments, hospitality assets, commercial (office and retail) projects, industrial developments, warehousing parks, educational projects, healthcare developments, etc. for both national as well as international clients.

#### **Value Assessment Service Provider: CBRE South Asia Pvt. Ltd.**

CBRE Advisory Services India is an integral part of CBRE Global Valuation & Advisory Services team. The Global VAS team comprises of over 1,500 professionals across approximately 280 offices globally and India Advisory Services team comprises of more than 280 professionals.

CBRE Advisory Services India have completed over 100,000 valuation and advisory assignments across varied asset classes spread across 20 states and 300+ cities. CBRE provides quality valuation, risk advisory and consulting services across a range of property types including residential, hospitality, retail, commercial, institutional, Special Economic Zone (SEZ), industrial, etc. CBRE derives global best practices while maintaining the complexities of Indian real estate markets and are ideally positioned to help solve any valuation related real estate challenge, ranging from single asset valuations to valuation of multi-market and multi-property portfolios.

Our dedicated and experienced professionals provide quality services from 9 offices across India (Delhi, Mumbai, Bengaluru, Chennai, Kolkata, Gurgaon, Hyderabad, Pune, and Ahmedabad). Our professionals have a varied qualification base such as Royal Institute of Chartered Surveyors (RICS) or IOV certified valuation professionals, master planners, Architects, MBA, CA, CFA, etc. and this entire multi-faceted experience helps us in achieving our commitment to provide the highest level of professional expertise to our clients.

CBRE Advisory Services India team has substantial experience with several institutional clients including financial institutions, real estate funds, private equity funds, developers, corporates, banks, NBFCs, etc.

## 1.5 Disclosures

The Consultants hereby certify that:

- iVAS Partners (Valuer Registration Number: IBBI/RV-E/02/2020/112), represented by Mr. Manish Gupta (hereinafter referred to as the Valuer), is eligible to be appointed as a valuer in terms of Regulation 2(1)(zz) of the Securities and Exchange Board of India (Real Estate Investment Trusts) Regulations, 2014
- Neither CBRE nor iVAS Partners (represented by Mr. Manish Gupta - Partner, iVAS Partners) are an associate of the instructing party
- Mr. Manish Gupta, Partner, iVAS Partners (the Valuer) has a minimum of five years of experience in the valuation of real estate
- The Valuer has not been involved with the acquisition or disposal of the subject property in the last twelve months, other than such cases where the valuer was engaged by the Embassy REIT for such acquisition or disposal
- The Valuer has adequate and robust internal controls to ensure the integrity of the valuation reports
- The Valuer has sufficient key personnel with adequate experience and qualification to perform services related to property valuation at all times
- The Valuer has sufficient financial resources to enable them to conduct their business effectively and meet their liabilities
- The Valuer has acquainted itself with all laws or regulations relevant to such valuation
- The valuation of assets undertaken is impartial, true and fair and in accordance with the Securities and Exchange Board of India (Real Estate Investment Trusts) Regulations, 2014
- The Valuer and any of its employees/ consultants involved in valuation of the REIT assets are not invested in units of the REIT or in the assets being valued till the time such person is designated as valuer of such REIT and not less than 6 months after ceasing to be valuer of the REIT
- The Valuer has conducted the valuation of the REIT assets with transparency and fairness and shall render, at all times, high standards of service, exercise due diligence, ensure proper care and exercise professional judgement
- The Valuer has acted with independence, objectivity and impartiality in performing the valuation
- The Valuer has discharged its duties towards the Embassy REIT in an efficient and competent manner, utilizing its knowledge, skills and experience in best possible way to complete the said assignment
- The Valuer shall not accept remuneration, in any form, for performing a valuation of the REIT assets from any person other than the Embassy REIT or its authorized representatives.
- The Valuer shall before accepting any assignment from any related party to the Embassy REIT, shall disclose to the Embassy REIT, any direct or indirect consideration which the valuer may have in respect of such assignment
- The Valuer shall disclose to the trustee of the Embassy REIT, any pending business transactions, contracts under negotiation and other arrangements with the Instructing Party or any other party whom the Embassy REIT is contracting with and any other factors which may interfere with the Valuer's ability to give an independent and professional valuation of the property
- The Valuer shall not make false, misleading or exaggerated claims in order to secure assignments
- The Valuer shall not provide misleading valuation, either by providing incorrect information or by withholding relevant information
- The Valuer shall not accept an assignment that includes reporting of the outcome based on predetermined opinions and conclusions required by the Embassy REIT
- The valuer has valued the subject property based on the valuation standards as specified under sub-regulation 10 of regulation 21 of SEBI (REIT) Regulations 2014.
- The valuation undertaken by the Valuer abides by international valuation standards
- The Valuer is competent to undertake the valuation of the subject property. Further the Valuer has independently undertaken the valuation and the report is prepared on a fair and unbiased basis
- The Valuer notes that there are encumbrances, however, no options or pre-emptions rights in relation to the assets based on the title report prepared by King & Partridge, Shardul Amarchand Mangaldas & Co, Cyril Amarchand Mangaldas, Little & Company, Jayashree Sridhar and Law Shield (hereinafter collectively referred to as 'Legal Counsels')

## 1.6 Assumptions, Disclaimers, Limitations & Qualifications to Valuation

<b>Valuation Subject to Change:</b>	The subject valuation exercise is based on prevailing market dynamics as on the date of valuation and does not take into account any unforeseeable developments which could impact the same in the future
<b>Our Investigations:</b>	The Consultants are not engaged to carry out all possible investigations in relation to the subject properties. Where in our report the Consultants identify certain limitations to our investigations, this is to enable the reliant party to instruct further investigations where considered appropriate or where the Consultants recommend as necessary prior to reliance. The Consultants are not liable for any loss occasioned by a decision not to conduct further investigations
<b>Assumptions:</b>	Assumptions are a necessary part of undertaking valuations. The Valuer adopts assumptions for the purpose of providing valuation advice because some matters are not capable of accurate calculation or fall outside the scope of our expertise, or our instructions. The reliant parties accept that the valuation contains certain specific assumptions and acknowledges and accepts the risk that if any of the assumptions adopted in the valuation are incorrect, then this may have an effect on the valuation
<b>Information Supplied by Others:</b>	The valuations are based on the information provided by the Instructing Party (Embassy Office Parks Management Services Private Limited). The same has been assumed to be correct and has been used for valuation exercise. Where it is stated in the report that another party has supplied information to the 'Consultants', this information is believed to be reliable but the 'Consultants' can accept no responsibility if this should prove not to be so. However, please note that wherever we have relied on information from external sources, reasonable care has been taken to ensure that such data has been correctly extracted from those sources and /or reproduced in its proper form and context
<b>Future Matters:</b>	To the extent that the valuation includes any statement as to a future matter, that statement is provided as an estimate and/or opinion based on the information known to the 'Consultants' at the date of this document. The 'Consultants' do not warrant that such statements are accurate or correct
<b>Map and Plans:</b>	Any sketch, plan or map in this report is included to assist reader while visualizing the properties and assume no responsibility in connection with such matters
<b>Site Details:</b>	Based on title due-diligence information provided by the Client, the Valuer understands that the subject properties are free from any encroachments and are available as on the date of the valuation
<b>Property Title:</b>	For the purpose of this valuation exercise, the Valuer has relied on the Title Reports prepared by the Legal Counsels for each of the properties and has made no further enquiries with the relevant local authorities in this regard. The Valuer understands that the subject properties may have encumbrances, disputes and claims. The Valuer does not have the expertise or the preview to verify the veracity or quantify these encumbrances, disputes or claims. For the purpose of this valuation, the Valuer has assumed that the respective assets have title deeds that are clear and marketable.
<b>Environmental Conditions:</b>	The Valuer has assumed that the subject properties are not contaminated and are not adversely affected by any existing or proposed environmental law and any processes which are carried out on the properties are regulated by environmental legislation and are properly licensed by the appropriate authorities
<b>Town Planning:</b>	The current zoning of the subject properties has been adopted on the basis of review of various documents (title deeds) provided by the Instructing Party and the current land use maps for the subject region. The same has been considered for the purpose of this valuation exercise. Further, it has been assumed that the development on the subject properties adheres/ would adhere to the development regulations as prescribed by the relevant authorities. The Valuer has not made any enquiries with the relevant development authorities to validate the legality of the same.
<b>Area:</b>	Various areas related to the properties considered for the purpose of this valuation exercise are based on the rent rolls/ Architect certificate provided by the Instructing Party. It must be noted that the above information has been provided by the Client and has been verified based on the approvals/ layout plans/building plans provided by the Client. However, the Valuer has not undertaken additional verification and physical measurement for the purpose of this valuation exercise
<b>Condition &amp; Repair:</b>	In the absence of any information to the contrary, the Valuer has assumed that there are no abnormal ground conditions, nor archaeological remains present which might adversely affect the current or future occupation, development or value of the property; the property is free from rot, infestation, structural or latent defect; no currently known deleterious or hazardous materials or suspect techniques will be used in the construction of or subsequent alterations or additions to the property and comments made in the property details do not purport to express an opinion about, or advice upon, the condition of uninspected parts and should not be taken as making an implied representation or statement about such parts
<b>Not a Structural Survey:</b>	The Valuer states that this is a valuation report and not a structural survey
<b>Legal:</b>	Unless specifically disclosed in the report, the Valuer has not made any allowances with respect to any existing or proposed local legislation relating to taxation on realization of the sale value of the subject property.
<b>Others:</b>	Considering the unorganized nature of real estate markets in India, all comparable evidence (if any) provided in the valuation report has been limited to the basic details such as the area of asset, rate at which transacted, broad location, etc. other specific details would be provided only if the information is available in public domain

The actual market price achieved may be higher or lower than our estimate of value depending upon the circumstances of the transaction, nature of the business, etc. The knowledge, negotiating ability and motivation of the buyers and sellers and the applicability of a discount or premium for control will also affect actual market price achieved. Accordingly, our valuation conclusion may not necessarily be the price at which actual transaction takes place

We have assumed that the business continues normally without any disruptions due to statutory or other external/internal occurrences

**Other Assumptions:** Please note that all the factual information such as tenants' leasable area, lease details such as lease rent, lease commencement and lease end date, lock – in period, escalation terms, etc. pertaining to the subject properties is based on the appropriate relevant documents provided by the Client and the same has been adopted for the purpose of this valuation exercise. While we have reviewed a few lease deeds on a sample basis, the Consultants do not take any responsibility towards authenticity of the rent rolls provided by the Client. Any change in the above information will have an impact on the assessed value and in that case the Valuer will have to relook at the assessed value. The relevant information sources are represented in section 2.5

All measurements, areas and ages quoted in our report are approximate

We are not advisors with respect to legal tax and regulatory matters for the transaction. No investigation of the respective Special Purpose Vehicles (SPVs) holding the assets' claim to title of assets has been made for the purpose of this Report and the SPVs' claim to such rights have been assumed to be valid. No consideration has been given to liens or encumbrances against the assets. Therefore, no responsibility is assumed for matters of a legal nature

Kindly note that we have undertaken a quarterly assessment of cash flows for the purpose of the valuations

**Material Valuation Uncertainty from Novel Coronavirus:** The outbreak of the Novel Coronavirus (COVID-19), declared by the World Health Organization as a "Global Pandemic" on the 11th March 2020, has impacted many aspects of daily life and the global economy – with some real estate markets experiencing significantly lower levels of transactional activity and liquidity. As at the valuation date, in the case of the subject property, there is a shortage of market evidence for comparison purposes, to inform opinions of value.

Our valuation of the property is therefore reported as being subject to 'material valuation uncertainty'. Consequently, less certainty – and a higher degree of caution – should be attached to our valuation than would normally be the case.

For the avoidance of doubt, the inclusion of the 'material valuation uncertainty' declaration above does not mean that the valuation cannot be relied upon. Rather, the declaration has been included to ensure transparency of the fact that – in the current extraordinary circumstances – less certainty can be attached to the valuation than would otherwise be the case. The material uncertainty clause is to serve as a precaution and does not invalidate the valuation.

Values may change more rapidly and significantly than during standard market conditions. Given the unknown future impact that COVID-19 might have on the real estate market and the difficulty in differentiating between short term impacts and long-term structural changes, we recommend that you keep the valuation(s) contained within this report under frequent review

**Additional:** In the current uncertain environment caused by the outbreak of the Novel Coronavirus (COVID-19), we have considered / relooked at various asset/ market specific parameters and have adopted heuristic/ careful interventions (including but not limited to the points mentioned below) to our projected cashflows based on our view as of the date of valuation.

- Limited/ no growth in rent and ARR has been considered over the next few quarters
- Considering challenges in the short term, timelines have been extended for new space take-up/ future leasing
- For the operational hotels, occupancy has been rationalized in the short term

## 2 Valuation Approach & Methodology

### 2.1 Scope of Valuation

The valuation exercise is aimed at the assessment of the Market Value (MV) of the subject property. In considering the value of the property, the Valuer has considered the guidelines laid out in the Appraisal and Valuation Manual published by the Royal Institution of Chartered Surveyors (RICS).

### 2.2 Basis of Valuation

The valuations have been conducted in accordance with the RICS Valuation – Global Standards 2020 (Red Book Global Incorporating the IVSC International Valuation Standards issued in November 2019, effective from 31 January 2020) and is in compliance with the International Valuation Standards (IVS). The valuation exercise has been undertaken by appropriately qualified Valuer and would be aimed at assessing the Market Value of subject properties.

As per the Valuation and Guidance Notes issued by the Royal Institution of Chartered Surveyors (RICS) the market value is defined as:

*'The estimated amount for which an asset or liability should exchange on the valuation date between a willing buyer and a willing seller in an arm's length transaction, after proper marketing and where the parties had each acted knowledgeably, prudently and without compulsion'*

### 2.3 Approach and Methodology

The purpose of this valuation exercise is to estimate the Market Value (MV) of the subject properties. Market Value is derived through the following Methodologies:



#### 2.3.1 Direct Comparison Approach

In **'Direct Comparison Approach'**, the subject property is compared to similar properties that have actually been sold in an arms-length transaction or are offered for sale (after deducting for value of built-up structure located thereon). The comparable evidence gathered during research is adjusted for premiums and discounts based on property specific attributes to reflect the underlying value of the property.

#### 2.3.2 Income Approach

The income approach is based on the premise that value of an income - producing asset is a function of future benefits and income derived from that asset. There are two commonly used methods of the income approach in real estate valuation namely, direct capitalization and discounted cash flow (DCF).

##### A. Direct Capitalization Method

Direct capitalization involves capitalizing a 'normalized' single - year net income estimated by an appropriate yield. This approach is best utilized with stable revenue producing assets, whereby there is little volatility in the net annual income.

##### B. Discounted Cash Flow Method

Using this valuation method, future cash flows from the property are forecasted using precisely stated assumptions. This method allows for the explicit modelling of income associated with the property. These future financial benefits are then discounted to a



present-day value (valuation date) at an appropriate discount rate. A variation of the Discounted Cash Flow Method is illustrated below:

#### B.1. Discounted Cash Flow Method using Rental Reversion

The market practice in most commercial/ IT developments involves contracting tenants in the form of pre-commitments at sub-market rentals to increase attractiveness of the property to prospective tenants – typically extended to anchor tenants. Additionally, there are instances of tenants paying above-market rentals for certain properties as well (primarily owing to market conditions at the time of contracting the lease). In order to arrive at a unit value for these tenancies, the Valuer has considered the impact of such sub/ above market leases on the valuation of the subject property.

#### 2.4 Approach and Methodology Adopted

A large number of leases at the subject properties were executed at rentals prevalent at the time of signing of such leases or at a discount to prevailing market rental (for a few anchor tenants). Since the real estate industry is dynamic and is influenced by various factors (such as existing supply, tenants looking at spaces, quality of spaces available in the market, overall health of the economy, existing rentals, future growth plans, etc.) at a particular point in time, negotiated rentals may tend to move away from the prevalent market rents over a period of time. It has also been witnessed that the market rents for some properties or sub markets increase or decrease at a rate significantly different from those agreed to in initial leases. These factors reinforce the need to review each of these leases in isolation to assess the intrinsic value of the property under review.

Considering the objective of this exercise and the nature of asset involved, the value of the office component in the subject properties has been assessed through the Discounted Cash Flow Method using Rental Reversion and the value of the Solar Park and hotel component at the respective properties have been valued using Discounted Cash Flow Method. Further, the following steps have been adopted as part of the valuation for the respective subject properties (assets).

##### Asset-specific Review:

1. As the first step to the valuation of the asset, the rent rolls (and the corresponding lease deeds on a sample basis) were reviewed to identify tenancy characteristics for the asset. As part of the rent roll review, top 10 tenants have been reviewed from their lease terms perspective. For anchor tenants, discounts on marginal rent or additional lease-up timeframe have been adopted upon lease reversion.
2. Title documents and architect certificates were reviewed for validation of area details, ownership of the asset

##### Micro-market Review:

1. A detailed assessment of the site and surroundings has been undertaken with respect to the prevalent activities, change in dynamics impacting the values and the optimal use of the respective properties vis-à-vis their surrounding sub-market, etc. Further, a primary and secondary research exercise has been carried out in the catchment areas for the respective assets to ascertain the transaction activity of commercial, retail and hospitality developments. This has been achieved through interactions with various market players such as developers, real estate brokers, key office tenants, hospitality occupiers, etc. Peers to the assets were identified in terms of potential competition (both completed and under-construction/planned assets), comparable recent lease transactions witnessed in the micro-market were analysed along with the historical leasing and re-leasing history within the asset over the last 2 – 3 years. This was undertaken to assess the applicable market rent (applicable rental for the micro-market where the asset is located) and applicable marginal rental (the Consultants' view on rental for the asset – used for leasing vacant spaces as well as upon releasing).
2. The Consultants also analysed the historical leasing within the asset for anchor tenants to identify the discount that is extended to such tenants at the time of fresh leasing or lease renewals. Every lease deed of large anchor tenant were analysed and applicable discount to marginal rental was estimated for individual leases. For other tenants occupying relatively large space within the properties, the Valuer assumed the leases to revert to marginal rentals (duly escalated from the date of valuation) post expiry of the lease, factoring appropriate re-leasing time.

##### Cash Flow Projections:

1. The cash flows for the operational and under-construction/proposed area were projected separately to arrive at their respective value conclusion.
2. The Valuer has utilized the EBIDTA to arrive at the value of the subject properties. The following steps were undertaken to arrive at the value for operational and under-construction/proposed area respectively.

The Valuer has projected future cash flows from the property based on existing lease terms for the operational area till the expiry of the leases or re-negotiation (using the variance analysis), whichever is earlier. Post which, the lease terms have been aligned with marginal rentals. For vacant area and under-construction/proposed area, the Valuer has projected the marginal rent led cash flows factoring appropriate lease-up time frame for vacant/under-construction/proposed area. These cash flows have been projected for 10-year duration from the date of valuation and for 11<sup>th</sup> year (for assessment of terminal value). These future financial benefits are then discounted to a present-day value (valuation date) at an appropriate discount rate.

For each lease, the following steps have been undertaken to assess the rental over a 10-year time horizon:

- a. **Step 1:** Project the rentals for identified tenancies up to the period of lease expiry, lock-in expiry, first escalation, second escalation, etc. whichever is applicable. In the event of vacant/ to be leased spaces, market-led rentals to be adopted with suitable lease-up time
  - b. **Step 2:** Generating a marginal rental stream for identified tenancies for the time period similar to the cash flows drawn in the aforementioned step
  - c. **Step 3:** In the event the escalated contracted rental is above the marginal rent (viz. by 10% for Bengaluru/ Mumbai assets & 15% for Pune/ Noida assets), the contracted terms are discarded, and the terms are reverted to market. In the event the escalated contracted rent is below the marginal rent by the threshold highlighted above, the contracted terms are adopted going forward until the next lease review/ renewal. Intent of this step is to project the rental for respective leases until lease expiry as well as post expiry
  - d. **Step 4:** Computing the monthly income based on rentals projected as part of Step 3 and translating the same to a quarterly income (for the next 10 years and 11th year – considered for calculation of terminal value)
3. Adjustments for other revenues and recurring operational expenses, fit-out income (if any – projected till first term expiry and discounted to present day – the same has been considered below the NOI and does not get capitalized) and vacancy provision have been adopted in-line with prevalent market dynamics. In addition, appropriate rent-free periods have been adopted during lease roll-overs to factor potential rent free terms as well as outflows towards brokerage. For all assets, the Valuer has looked at the operational revenues and expenses of the respective assets to understand the recurring, non-recurring, recoverable and non-recoverable expenses and accordingly modelled the common area maintenance income and operational expenses for the asset.
  4. The net income on quarterly basis have been projected over the next 10 years and the 1 year forward NOI (for 11<sup>th</sup> year) as of end of year 10 has been capitalized to assess the terminal value of the development. The quarterly net income over the next 10 years along with the terminal value during the end of year 10 have been discounted at a suitable discount rate to arrive at the net present value of the asset through this approach.
  5. For the hospitality component, future cash flows from the property, were projected based on our assessment of ARRs and Occupancy. Adjustments for other revenues and recurring operational expenses, have been adopted in-line with prevalent market dynamics. The net income on quarterly basis have been projected over the next 10 years and the 1 year forward EBITDA (for 11<sup>th</sup> year) as of end of year 10 has been capitalized to assess the terminal value of the development. The quarterly net income over the next 10 years along with the terminal value during the end of year 10 have been discounted at a suitable discount rate to arrive at the net present value of the asset.

## 2.5 Information Sources for Valuation

Property related information referred to for the valuation exercise has been provided by the Client unless otherwise mentioned. The Valuer has assumed the documents to be a true copy of the original. The rent rolls have been cross-checked with the lease deeds on a sample basis to verify the authenticity. Additionally, wherever possible, the Valuer has independently revalidated the information by reviewing the originals as provided by the Client.

## 2.6 Scope of Services for Value Assessment Service Provider

CBRE has been engaged by the Instructing Party to provide value assessment services and accordingly, would be responsible for the below scope as part of this exercise.

- Provide market intelligence to the Valuer on the following aspects:
  - Economic and Investment Overview
  - India Real Estate Overview
    - IT/ITES Industry Dynamics
    - Key Office Markets
    - Outlook
  - For cities housing Embassy REIT Assets
    - Key Office Markets
    - General market practices
    - Demand Supply for Key Office Markets & Rental Trends
    - Outlook
- Review rent roll and forecast cash flows from the respective assets for the Valuer to independently review and work towards assessing the valuation of each Asset

### Official Signatory for Value Assessment Service Provider:



**Name:** Vamshi KK Nakirekanti | MRICS | FIE | FIV | CEng (India)

**Designation:** Executive Director, Head – Valuation and Advisory Services, India & South East Asia

**Firm:** CBRE South Asia Pvt Ltd

## 3 Nature of the Interest of the Embassy REIT

The table below highlights the nature of interest of the Embassy REIT:

Property	Interest Valued	Interest Embassy REIT holds	Remainder of term in case of Leasehold (approx.)
Embassy Manyata, Bengaluru	Freehold <sup>1</sup>	100.0%	NA
Embassy TechVillage, Bengaluru	Freehold <sup>2</sup>	100.0%	NA
Express Towers, Mumbai	Freehold	100.0%	NA
Embassy 247, Mumbai	Freehold	100.0%	NA
First International Financial Center, Mumbai	Leasehold	100.0%	67 Years
Embassy TechZone, Pune	Leasehold	100.0%	79 Years
Embassy Quadron, Pune	Leasehold	100.0%	79 Years
Embassy Qubix, Pune	Freehold	100.0%	NA
Embassy Oxygen, Noida	Leasehold	100.0%	76 Years
Embassy Galaxy, Noida	Leasehold	100.0%	74 Years
Embassy GolfLinks, Bengaluru	Freehold	50.0%	NA
Embassy One, Bengaluru	Freehold	100.0%	NA
Hilton at GolfLinks, Bengaluru	Freehold	100.0%	NA
Embassy Energy, Bellary District, Karnataka	Freehold	100.0%	NA

<sup>1</sup> Excluding the M3 block which is being developed on a leasehold land parcel (6.64 Acres)

<sup>2</sup> Total land area under the ownership of Vikas Telecom Private Limited ("VTPL") is 80.05 acres and under Sarla Infrastructure Private Limited ("SIPL"), is 4.00 acres. Further, it is understood that out of total land area of 80.05 acres under the ownership of VTPL, 4.00 acres is leased to SIPL. Additionally, approx. 1.93 acres out of the total land extent is leasehold

#### 4 Value Summary

The following table highlights the summary of the market value of each property which is a part of the said Embassy REIT portfolio as on September 30, 2021:

Property	Asset Type	Leasable Area	Market Value (INR Mn)		
			Completed	Under construction (UC) / Proposed	Total
Embassy Manyata, Bengaluru	Mixed-use (Office (IT/ ITeS SEZ <sup>3</sup> / Non-SEZ), Hotel, Retail, Convention Centre)	Completed office – 11.8 msf Proposed/ UC <sup>4</sup> office - 3.1 msf UC Hotel (5 star) - 266 keys UC Hotel (3 star) - 353 keys	152,879	30,267	183,146
Embassy TechVillage, Bengaluru	Mixed-use (Office (IT/ ITeS SEZ/ Non-SEZ), Hotel, Retail, Convention Centre)	Completed office – 6.1 msf Proposed/ UC office - 3.1 msf UC Hotel (5 star) - 311 keys UC Hotel (3 star) - 207 keys	85,298	27,922	113,220
Express Towers, Mumbai	Office (Non-SEZ)	Completed office - 0.5 msf	18,110	-	18,110
Embassy 247, Mumbai	Office (Non-SEZ)	Completed office - 1.2 msf	17,028	-	17,028
First International Financial Centre, Mumbai	Office (Non-SEZ)	Completed office - 0.4 msf	13,845	-	13,845
Embassy TechZone, Pune	Office (IT/ ITeS SEZ)	Completed office - 2.2 msf Proposed/ UC office - 3.3 msf	15,426	6,203	21,628
Embassy Quadron, Pune	Office (IT/ ITeS SEZ)	Completed office - 1.9 msf	12,801	-	12,801
Embassy Qubix, Pune	Office (IT/ ITeS SEZ)	Completed office - 1.5 msf	10,001	-	10,001
Embassy Oxygen, Noida	Office (IT/ ITeS SEZ)	Completed office - 2.5 msf Proposed/ UC office - 0.7 msf	21,028	2,308	23,336
Embassy Galaxy, Noida	Office (Non-SEZ)	Completed office - 1.4 msf	9,111	-	9,111
Embassy One, Bengaluru	Mixed-use (Office (Non-SEZ), Hotel, Retail)	Office & Retail - 0.3 msf Hotel (5 star) - 230 Keys	11,625	-	11,625
Hilton at Embassy GolfLinks, Bengaluru	Hotel	Hotel (5 star) - 247 Keys	3,965	-	3,965
Embassy Energy, Bellary District, Karnataka	Solar park	Installed capacity of 130 MW DC (100 MW AC)	9,144	-	9,144
<b>Total – 100% owned assets</b>			<b>380,261</b>	<b>66,699</b>	<b>446,960</b>
Embassy GolfLinks, Bengaluru	Office (Non-SEZ)	Completed office - 2.7 msf	28,445	-	28,445 <sup>5</sup>
<b>Total</b>			<b>4,08,706</b>	<b>66,699</b>	<b>4,75,405</b>

Assumptions, Disclaimers, Limitations & Qualifications: This summary valuation report is provided subject to assumptions, disclaimers, limitations and qualifications detailed throughout this report. Reliance on this report and extension of our liability is conditional upon the reader's acknowledgement and understanding of these statements. This valuation is for the use of the parties as mentioned in Section 1.2 of this summary report.

Prepared by: iVAS Partners, represented by Mr. Manish Gupta

Official Signatory:



Name: Mr. Manish Gupta  
Designation: Partner, iVAS Partners  
Valuer Registration Number: IBBI/RV-E/02/2020/112

<sup>3</sup> SEZ – Special Economic Zone

<sup>4</sup> UC -under construction

<sup>5</sup> Indicative of Embassy REIT's economic interest in the asset, viz. 50%

#### 5 Assets

##### 5.1 Embassy Manyata

Property Name: Embassy Manyata is a commercial office development located along Outer Ring Road, Nagavara, Bengaluru, Karnataka

Property Address: Nagavara Village, Kasaba Hobli, Bengaluru North Taluk, Bengaluru District and Rachenahalli and Thanisandra Villages, Krishnarajapuram Hobli, Bengaluru East Taluk, Bengaluru District, Karnataka

Land Area: Based on review of the title report (for Manyata Promoters Pvt Ltd and M3 Block respectively), the Valuer understands that the total land area of the subject property under the ownership of the Client is approximately 121.76 acres

Brief Description: The subject property is the second largest commercial office asset in India (in terms of scale), largest in Bengaluru and is a landmark in North Bengaluru. The property is accessible through the Nagavara Outer Ring Road emanating from Hebbal. Further, the subject development is strategically located in proximity to micro-markets of Thanisandra & Hennur Road which are amongst the fastest developing vectors in North Bengaluru.

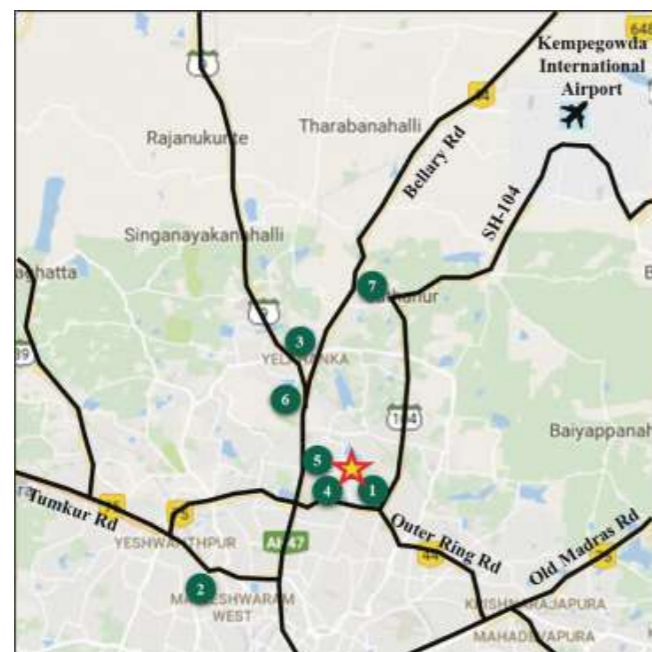
The subject property is located in close proximity to the Nagavara Outer Ring Road, which connects the subject location to prominent locations such as Yeshwanthpur, KR Puram, Whitefield, Sarjapur Outer Ring Road, Old Madras Road, etc. Further, it is located at a distance of 1-2 km from Nagavara Junction, 3-4 km from Hebbal Junction, 7-8 km from Yelahanka Junction, 11-14 km from MG Road (CBD) and 29-31 km from Kempegowda International Airport

Statement of Assets (sf): Based on review of various documents (such as rent roll, lease deeds, Architect's Certificate, etc.), the subject property is an operational office asset with approximately 11.8 msf of completed leasable area out of which occupancy is approximately 91.8% as on the date of valuation. Table below highlights the leasable area for individual blocks that form part of the subject development:

Particular	Area (sf)	Occupancy (%)
Completed Blocks	11,751,174	91.8%
Under Construction Blocks	1,652,929	NA
Proposed Blocks	1,415,550	NA
<b>Total – Office/Retail</b>	<b>14,819,653</b>	
Hotel (including convention center) ~ Under Construction	619 keys (Hotel - 722,678 Convention – 58,000)	NA

Source: Architect certificates, rent roll, lease deeds; Note – office & retail refers to leasable area while hotel & convention refers to developable area

Location Map



#	Key Office Developments
	★ Embassy Manyata
1	MFAR Manyata Tech Park
2	Brigade Gateway (WTC)
3	RMZ Galleria
4	Karle Town Centre
5	Kirloskar Business Park
6	NCC Urban Windsor
7	Hinduja Ecopolis

Key Assumptions

Particulars	Unit	Details
<b>Construction assumptions</b>		
Pending cost to complete	INR Mn	13,085 <sup>6</sup>
Proposed project completion timelines (all blocks)	Quarter, Year	FY 2026
<b>Revenue assumptions (as on September 30, 2021)</b>		
Lease completion	Year	FY 2026
In-place rent	INR psf/mth	62
Marginal rent – IT office component	INR psf/mth	92
Marginal rent – Non IT office component	INR psf/mth	106
Marginal rent – Retail component	INR psf/mth	120
Parking rent (Effective)	INR / bay/mth	3,750
ARR – 5 star hotel	INR / room / day	8,000
Stabilized Occupancy – 5 star hotel	%	70%
ARR – 3 star hotel	INR / room / day	5,500
Stabilized Occupancy – 3 star hotel	%	70%
<b>Other financial assumptions</b>		
Cap rate – commercial components	%	8.00%
		7.14%
Cap rate – hotel components	%	(viz. an EV-EBITDA multiple of 14)
WACC rate (operational)	%	11.70%
WACC rate (under-construction/proposed)	%	13.00%
WACC rate (under-construction hotel)	%	13.60%

Market Value: **INR 183,146 Mn**

<sup>6</sup> Indicative of pending cost towards base build works and does not include the cost for refurbishments/ infrastructure upgrade works

5.2 Embassy TechVillage

**Property Name:** ‘Embassy TechVillage’ is a commercial office development with ancillary retail and hospitality component located along Sarjapur Outer Ring Road, Devarabeesanahalli, Bengaluru, Karnataka

**Property Address:** Devarabeesanahalli Village & Kariamanna Agrahara Village, Varthur Hobli, Bengaluru East Taluk, Bengaluru, Karnataka

**Land Area:** Based on information provided by the Client (viz. title report), the Valuer understands that the total land area of the larger land parcel admeasures approx. 103.44 acres and the land area under the purview of this exercise admeasures approx. 84.05 acres. Total land area under the ownership of Vikas Telecom Private Limited (“VTPL”) is 80.05 acres and under Sarla Infrastructure Private Limited (“SIPL”), is 4.00 acres. Further, it is understood that out of total land area of 80.05 acres under the ownership of VTPL, 4.00 acres is leased to SIPL and same is considered for the purpose of this valuation exercise.

**Brief Description:** The subject property “Embassy TechVillage” is an office park located in Bengaluru comprising of commercial development, consisting of approximately 6.1 million square feet (msf) of completed office area, approximately 3.1 msf of under-construction area and 518 proposed hotel keys along with the associated business of common area maintenance services

The subject property is located along the Sarjapur Outer Ring Road (ORR), which is a prominent arterial road in the city. It is the south-eastern portion of the concentric outer ring road. Sarjapur Outer Ring road has emerged as one of the most prominent commercial office hubs of Bengaluru, on account of the premium quality of commercial office spaces and connectivity to other established micro-markets across the city. Some of the prominent commercial developments along Sarjapur-ORR include Embassy TechVillage (subject property), RMZ Ecospace, RMZ Ecoworld, Prestige Tech Park, Cessna Business Park, etc.

The subject property is located at a distance of 4-5 km from Marathahalli junction, 5-6 km from Sarjapur road-ORR interchange, 9-10 km from Koramangala & K R Puram Junction, 13-14 km from MG Road (CBD) and 43-44 km from Kempegowda International Airport

Statement of Assets (sf):

Based on review of various documents (such as architect certificate, rent roll, lease deeds, etc.), the subject property is an operational office asset with approximately 6.1 msf of completed leasable area with an occupancy of approximately 98.5% as on the date of valuation. Table below highlights the leasable area break-up for the subject development commensurate to the interest valued in Embassy TechVillage:

Particular	Area (sf)	Occupancy (%)
Completed Blocks	6,137,842	98.5%
Under Construction Blocks	3,034,590	NA
<b>Total – Office/Retail</b>	<b>9,172,432</b>	
Hotel	518 keys	
(including convention centre) ~ Under Construction	(Hotel and Convention Centre: 782,669 sft)	NA

Source: Architect certificates, rent roll, lease deeds; Note – office & retail refers to leasable area while hotel & convention refers to developable area

Location Map



Key Assumptions

Particulars	Unit	Details
<b>Construction assumptions</b>		
Pending cost to complete	INR mn	16,363 <sup>7</sup>
Proposed project completion timelines (all blocks)	Quarter, Year	FY 2026
<b>Revenue assumptions (as on September 30, 2021)</b>		
Lease completion	Year	FY 2026
In-place rent	INR psf/mth	72
Marginal rent – IT office component	INR psf/mth	93
Marginal rent – Retail component	INR psf/mth	121
Parking rent (Effective)	INR / bay/mth	4,500
ARR – 5 star hotel	INR / room / day	8,000
Stabilized Occupancy – 5 star hotel	%	70%
ARR – 3 star hotel	INR / room / day	5,500
Stabilized Occupancy – 3 star hotel	%	70%
<b>Other financial assumptions</b>		
Cap rate – commercial components	%	8.00%
Cap rate – hotel components	%	7.14% (viz. an EV-EBITDA multiple of 14)
WACC rate (operational)	%	11.70%
WACC rate (under-construction/proposed)	%	13.00%
WACC rate (under-construction hotel)	%	13.60%

Market Value: INR 113,220 Mn

<sup>7</sup> Indicative of pending cost towards base build works and does not include the cost for refurbishments/ infrastructure upgrade works

5.3 Express Towers

**Property Name:** 'Express Towers' is an operational office asset located along Barrister Rajni Patel Marg, Nariman Point, Mumbai

**Property Address:** Barrister Rajni Patel Marg, Nariman Point, Mumbai

**Land Area:** Based on review of the title report, the Valuer understands that the total land area of the subject property under the ownership of the Client is approximately 1.46 acres

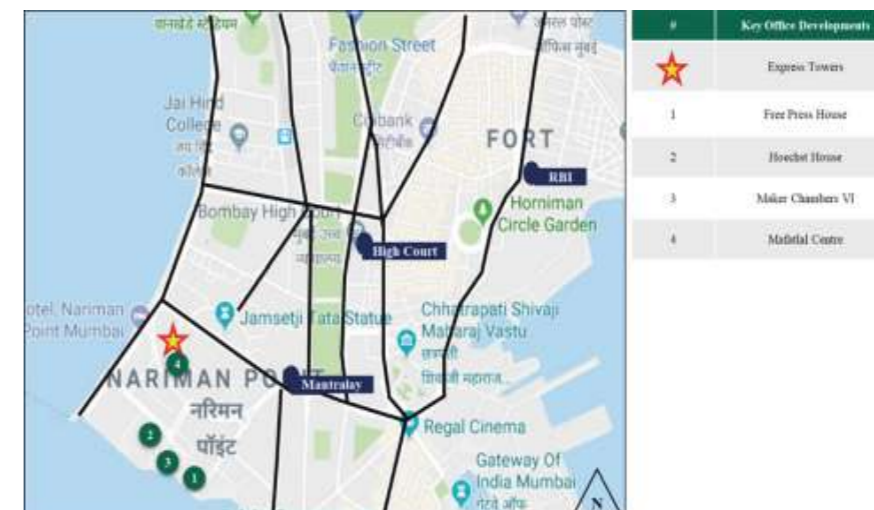
**Brief Description:** The subject property 'Express Towers' is an office asset situated in Nariman Point. The subject property is located opposite to the Oberoi Trident hotel. The G+25 floor storey structure was constructed in the late 1960s and has been refurbished in the past few years. Nariman Point is located at the southernmost tip of the Mumbai City, at a distance of approximately 1 - 2 km from the Churchgate Railway Station; approximately 25 - 28 km from the Domestic / International City Airport.

**Statement of Assets (sf):** Based on review of various documents (such as rent roll, Architect's Certificate, etc.), the subject property is an operational office asset with approximately 472,377 sf of completed leasable area, which is approximately 88.3% occupied as on the date of valuation. Also, the top 2 floors viz the 24<sup>th</sup> and 25<sup>th</sup> floor are not owned by the Client. Table below highlights the leasable area details for the subject development under the ownership of the Client.

Particular	Leasable Area (sf)	Occupancy (%)
Completed Blocks	472,377	88.3%
Under Construction Blocks	-	NA
Proposed Blocks	-	NA
<b>Total</b>	<b>472,377</b>	

Source: Architect certificate, Rent roll, lease deeds;

Location Map



Key Assumptions

Particulars	Unit	Details
<b>Revenue assumptions (as on September 30, 2021)</b>		
Lease completion	Year	FY 2023
In-place rent	INR psf/mth	265 <sup>8</sup>
Marginal Rent – Commercial office component	INR psf/mth	270
<b>Other financial assumptions</b>		
Cap rate – commercial components	%	7.50%
WACC rate (operational)	%	11.70%

Market Value: INR 18,110 Mn

<sup>8</sup> denotes the weighted average rentals for leased office/restaurant spaces

5.4 Embassy 247

**Property Name:** 'Embassy 247' is an operational office asset located along LBS Road, Gandhinagar, Vikhroli West, Mumbai

**Property Address:** LBS Marg, Vikhroli (W), Mumbai, Maharashtra.

**Land Area:** Based on review of the title report, the Valuer understands that the total land area of the subject property under the ownership of the Client is approximately 7.27 acres

**Brief Description:** The subject property, "Embassy 247", is an operational office asset located along LBS Road in Gandhinagar, Vikhroli West, Mumbai. The development is divided in three towers viz. A, B & C. The towers A & C are identical to each other and have an elevation of 2 Basement + Ground + 11 upper floors. Tower B situated in between Tower A & C has an elevation of 2 Basement + Ground + 14 upper floors. Based on the site visit, it is understood that all the three towers are internally connected from basement to the 3<sup>rd</sup> floor and floors 10 and 11. The entire development has a total completed leasable area of approximately 1,186,149 sf. The subject property is located in proximity to established residential and commercial locations within the city such as Bhandup, Kanjurmarg, Ghatkopar etc.

The subject property is located at a distance of approximately 28-30 km from the Central Business District of Mumbai (viz. Nariman Point), approximately 11-12 km from Domestic Airport, approximately 10-12 km from the Chhatrapati Shivaji International Airport Terminal, Mumbai etc.

**Statement of Assets (sf):** Based on information provided by the Client, the total completed leasable area considered for the purpose of this valuation is 1,186,149 sf. Table below highlights the leasable area details for the subject development:

Particular	Leasable Area (sf)	Occupancy (%)
Completed Blocks	1,186,149	80.6%
Under Construction Blocks	-	NA
Proposed Blocks	-	NA
<b>Total</b>	<b>1,186,149</b>	

Source: Architect certificate, Rent roll, lease deeds;

**Location Map:**



**Key Assumptions**

Particulars	Unit	Details
<b>Revenue assumptions (as on September 30, 2021)</b>		
Lease completion	Year	FY 2024
In-place rent	INR psf/mth	103 <sup>9</sup>
Marginal rent – Commercial office component	INR psf/mth	110 <sup>10</sup>
Marginal rent – Retail component	INR psf/mth	78
Parking rent (Effective)	INR /bay/mth	-
<b>Other financial assumptions</b>		
Cap rate – commercial components	%	8.00%
WACC rate (operational)	%	11.70%

**Market Value:** INR 17,028 Mn

<sup>9</sup> denotes the weighted average rentals for leased office/retail and food-court spaces

<sup>10</sup> Inclusive of car park rent

5.5 First International Finance Centre (FIFC)

**Property Name:** First International Finance Centre is a commercial office development located on Bandra Kurla Complex Road, Bandra Kurla Complex, Mumbai, Maharashtra

**Property Address:** G-Block, Bandra Kurla Complex road, Bandra Kurla Complex, Mumbai, Maharashtra

**Land Area:** Based on review of the title report, the Valuer understands that the total land area of the subject property under the ownership of the Client is approximately 1.99 Acres

**Brief Description:** The subject property, “First International Finance Centre”, is an operational office asset located along BKC Road in G Block, Bandra Kurla Complex, Mumbai. This office asset has a total leasable area of approximately 658,390 sf. The development is operated as a condominium and is co-owned by two entities i.e., a leading bank and the Client. Based on review of the title report for the subject property, the Client has an ownership of approximately 360,947 sf of the total area and the same has been considered for the purpose for this valuation exercise (this area will be considered as the subject property hereinafter). The subject property is located in proximity to locations such as Kurla, Bandra, Santacruz etc., which are considered as established residential and commercial locations within the city.

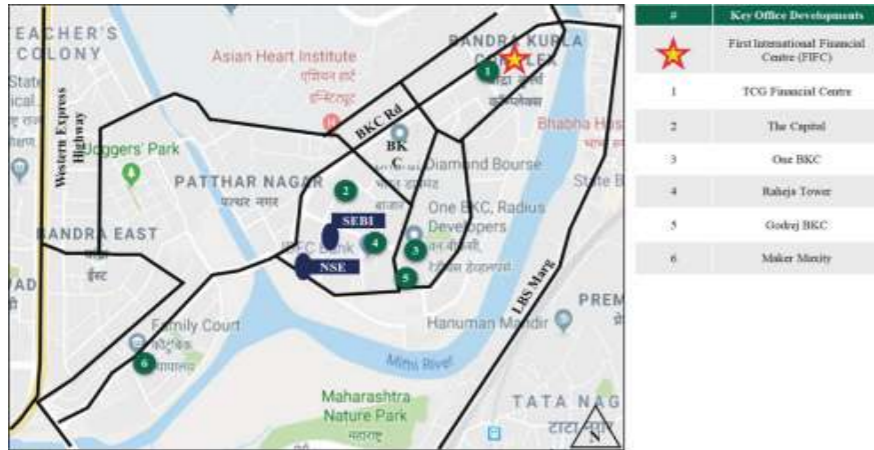
The subject property is located at a distance of approximately 20-22 km from the Central Business District of Mumbai (viz. Nariman Point), approximately 6-8 km from Domestic Airport, approximately 8-9 km from the Chhatrapati Shivaji International Airport Terminal, Mumbai etc.

**Statement of Assets (sf):** Based on review of various documents (such as rent roll, Architect’s Certificate, lease deeds, etc.), the subject property is an operational office asset with approximately 360,947 sf of completed leasable area out of which approximately 72.9% is leased as on the date of valuation. Table below highlights the leasable area details for the subject development:

Particular	Leasable Area (sf)	Occupancy (%)
Completed Blocks	360,947	72.9%
Under Construction Blocks	-	NA
Proposed Blocks	-	NA
<b>Total</b>	<b>360,947</b>	

Source: Architect certificate, rent roll, lease deeds.

Location Map



Key Assumptions	Particulars	Unit	Details
<b>Revenue assumptions (as on September 30, 2021)</b>			
	Lease completion	Year	FY 2023
	In-place rent	INR psf/mth	294 <sup>11</sup>
	Marginal rent – Office Component	INR psf/mth	270
	Marginal rent – Retail	INR psf/mth	297
	Parking rent (Effective)	INR / bay/mth	-
<b>Other financial assumptions</b>			
	Cap rate – commercial components	%	7.75%
	WACC rate (operational)	%	11.70%

Market Value: **INR 13,845 Mn**

<sup>11</sup> denotes the weighted average rentals for leased office/retail spaces

### 5.6 Embassy TechZone

**Property Name:** 'Embassy TechZone' is an operational office asset located in Phase 2, Rajiv Gandhi Infotech Park, Hinjewadi, Pune, Maharashtra

**Property Address:** Plot No. 3/A and Plot No. 3/B, Rajiv Gandhi Infotech Park, Hinjewadi, Phase-II, Village Marunji, Taluka Mulshi, District Pune, Maharashtra

**Land Area:** Based on review of the title report, the Valuer understands that the total land area of the subject property under the ownership of the Client is approximately 67.45 acres

**Brief Description:** 'Embassy TechZone', has been conceptualized as an office asset spread across a total land area of approximately 67.45 acres. The property is an office asset leased to various tenants and is also well equipped with number of facilities and amenities like food court, amphitheater, intra park shuttles, gymnasium, multilevel car parking, sports ground, etc. 'Embassy TechZone' is strategically located in Hinjewadi which is a prominent technology hub of Pune city. 'Embassy TechZone' is located at a distance of approximately 5 – 6 km from National Highway 48 (Connecting Mumbai – Pune – Bengaluru), 20 – 21 km from Pune CBD (Peth areas), 20 – 21 km from Pune Railway Station and approximately 26 – 27 km from Pune International Airport.

**Statement of Assets (sf):** Based on review of various documents (such as rent roll, lease deeds, Architect's Certificate, etc.), the Valuer understands that 'Embassy TechZone' is an operational office asset with approximately 2.2 msf of completed leasable area out of which occupancy is approximately 88.4% as on the date of valuation. Further, approximately 3.3 msf is currently under construction/ planning stage. Table below highlights the leasable area for individual blocks that form part of the subject development:

Particular	Leasable area (sf)	Occupancy (%)
Completed Blocks	2,160,055	88.4%
Under Construction/ Proposed Blocks	3,312,891	NA
<b>Total</b>	<b>5,472,946</b>	

Source: Rent roll, lease deeds, architect certificate provided by the Client;

#### Location Map



#### Key Assumptions

Particulars	Unit	Details
<b>Construction assumptions</b>		
Pending cost to complete (overall)	INR Mn	12,757 <sup>12</sup>
Proposed project completion timelines	Year	FY 2028
<b>Revenue assumptions (as on September 30, 2021)</b>		
Lease completion	Year	FY 2029
In-place rent	INR psf/mth	49
Marginal rent – IT SEZ office component	INR psf/mth	48
Parking rent (Effective)	INR / bay/mth	1,500
<b>Other financial assumptions</b>		
Cap rate – commercial components	%	8.25%
WACC rate (operational)	%	11.70%
WACC rate (under-construction/proposed)	%	13.00%

Market Value: **INR 21,628 Mn**

<sup>12</sup> Indicative of pending cost towards base build works and does not include the cost for refurbishments/ infrastructure upgrade works

### 5.7 Embassy Quadron

**Property Name:** 'Embassy Quadron' is a Commercial Office Business Park located in Phase 2, Rajiv Gandhi Infotech Park, Hinjewadi, Pune, Maharashtra

**Property Address:** Plot No. 28, Hinjewadi Phase II, Rajiv Gandhi Infotech Park, Pune, Maharashtra, 411057

**Land Area:** Based on review of the title report, the Valuer understands that the total land area of the subject property under the ownership of the Client is approximately 25.52 acres

**Brief Description:** 'Embassy Quadron', has been conceptualized as an IT SEZ office development leased to various domestic and multi-national IT/ ITeS tenants. The property is well equipped with number of facilities and amenities like enhanced landscapes, Q café food court, grocery stores, ATMs, indoor sports zone, gymnasium, crèche, two-wheeler and four-wheeler car parking spaces, etc. The property has been constructed in phased manner between 2008 to 2011.

The development currently includes four operational buildings (Q1 to Q4).

Further, 'Embassy Quadron' is strategically located in Hinjewadi which is a prominent technology hub of Pune city. 'Embassy Quadron' is located at a distance of approximately 7 – 8 km from National Highway 48 (connecting Mumbai – Pune – Bengaluru), 22 – 23 km from Pune CBD (Peth areas), 22 – 23 km from Pune Railway Station and approximately 26 - 27 km from Pune International Airport.

**Statement of Assets (sf):** Based on review of various documents (such as rent roll, Architect's Certificate, etc.), the Valuer understands that 'Embassy Quadron' is an operational SEZ office asset with approximately 1.9 msf of completed leasable area out of which occupancy is approximately 49.7% as on the date of valuation. Table below highlights the leasable area for individual blocks that form part of the subject development:

Particular	Leasable area (sf)	Occupancy (%)
Completed Blocks	1,894,674	49.7%
Under Construction Blocks	-	NA
Proposed Blocks	-	NA
<b>Total</b>	<b>1,894,674</b>	

Source: Rent roll, lease deeds, architect certificate provided by the Client;



Location Map



Key Assumptions

Particulars	Unit	Details
<b>Revenue assumptions (as on September 30, 2021)</b>		
Lease completion	Year	FY 2025
In-place rent	INR psf/mth	49 <sup>13</sup>
Marginal rent – IT SEZ office component	INR psf/mth	48
Parking rent (Effective)	INR / bay/mth	1,500
<b>Other financial assumptions</b>		
Cap rate – commercial components	%	8.25%
WACC rate (operational)	%	11.70%

Market Value: **INR 12,801 Mn**

5.8 Embassy Qubix

**Property Name:** ‘Embassy Qubix’ is a Commercial Office Business Park located in Phase 1, Rajiv Gandhi Infotech Park, Hinjewadi, Pune, Maharashtra

**Property Address:** Plot No.2, Blue Ridge Township, Near Rajiv Gandhi Infotech Park – Phase I, Hinjewadi, Pune, Maharashtra 411057

**Land Area:** Based on review of the title report, the Valuer understands that the total land area of the subject property under the ownership of the Client is approximately 25.16 acres

**Brief Description:** “Embassy Qubix”, has been conceptualized as an IT SEZ office development leased to various domestic and multi-national technology tenants. The property is well equipped with number of facilities and amenities like enhanced landscapes, Q Court Courtyard, grocery stores, ATMs, two-wheeler and four-wheeler car parking spaces, etc. The property has been constructed in phased manner between 2010 to 2012.

The development currently includes six operational buildings (IT 1 to IT 6).

Further, Embassy Qubix is strategically located in Hinjewadi which is a prominent technology hub of Pune city. Embassy Qubix is located at a distance of approximately 3 – 4 km from National Highway 48 (connecting Mumbai – Pune – Bengaluru), 18 – 19 km from Pune CBD (Peth areas), 19 – 20 km from Pune Railway Station and approximately 23 - 24 km from Pune International Airport.

**Statement of Assets (sf):** Based on review of various documents (such as rent roll, Architect’s Certificate, etc.), the Valuer understands that “Embassy Qubix” is an operational SEZ office asset with approximately 1.5 msf of completed leasable area, which is 89.7% occupied as on the date of valuation. Table below highlights the leasable area for individual blocks that form part of the subject development:

Particular	Leasable Area (sf)	Occupancy (%)
Completed Blocks	1,450,494	89.7%
Under Construction Blocks	-	NA
Proposed Development	-	NA
<b>Total</b>	<b>1,450,494</b>	

Source: Rent roll, lease deeds, architect certificate;

<sup>13</sup> denotes the weighted average rental for leased office/retail spaces

Location Map



Key Assumptions

Particulars	Unit	Details
<b>Revenue assumptions (as on September 30, 2021)</b>		
Lease completion	Year	FY 2023
In-place rent	INR psf/mth	41 <sup>14</sup>
Marginal rent – IT SEZ office component	INR psf/mth	48
Parking rent (Effective)	INR / bay/mth	1,500
<b>Other financial assumptions</b>		
Cap rate – commercial components	%	8.25%
WACC rate (operational)	%	11.70%

Market Value: **INR 10,001 Mn**

5.9 Embassy Oxygen

**Property Name:** ‘Embassy Oxygen’ is an operational IT/ ITeS SEZ office development located at Sector 144, Noida, Uttar Pradesh

**Property Address:** Plot No. – 07, Sector 144, Noida, Uttar Pradesh, India

**Land Area:** Based on review of the title report, the Valuer understands that the total land area of the subject property under the ownership of the Client is approximately 24.83 Acres

**Brief Description:** The subject property “Embassy Oxygen” is a partly operational office asset, leased to technology occupiers. The subject property is located at Sector 144, Noida in proximity to Noida – Greater Noida Expressway, which is an emerging commercial / residential vector of Noida. The property is a two side open plot with accessibility via approximately 45 m and 24 m wide roads. The subject property lies in proximity to various office assets such as Candor TechSpace, Assotech Business Cresterra, Advant Navis Business Park, Stellar 135, Express Trade Towers 2, etc.

The subject property is located in close proximity to Noida – Greater Noida Expressway, which makes it easily accessible from other regions of NCR (National Capital Region) such as Delhi, Greater Noida, etc. Further, it is located at a distance of approximately 16 – 17 km from the established commercial hub of Noida viz. Sector-18, approximately 16 – 17 km from DND Flyway and approximately 38 – 39 km from Indira Gandhi International Airport, Delhi

**Statement of Assets (sf):** Based on review of various documents (such as architect certificate, rent roll, lease deeds, etc.), the subject property is an operational SEZ office asset with approximately 2.5 msf of completed leasable area, out of which occupancy is approximately 75.8% as on the date of valuation. Table below highlights the leasable area for operational and under construction/ proposed blocks that form part of the subject development:

Particular	Leasable Area (sf)	Occupancy (%)
Completed Blocks	2,517,307	75.8%
Under Construction Blocks	737,000	NA
Proposed Development	NA	NA
<b>Total</b>	<b>3,254,307</b>	

Source: Architect Certificate, Rent roll, lease deeds provided by the Client

<sup>14</sup> denotes the weighted average rental for leased office/retail spaces

Location Map:



Key Assumptions:

Particulars	Unit	Details
<b>Construction assumptions</b>		
Pending cost to complete (overall)	INR mn	2,569 <sup>15</sup>
Proposed project completion timelines (overall)	Quarter, Year	FY 2024
<b>Revenue assumptions (as on September 30, 2021)</b>		
Lease completion	Year	FY 2024
In-place rent	INR psf/mth	48
Marginal rent – IT SEZ office component	INR psf/mth	54
Parking rent (Effective)	INR / bay/mth	-
<b>Other financial assumptions</b>		
Cap rate	%	8.25%
WACC rate (operational)	%	11.70%
WACC rate (under-construction/proposed)	%	13.00%

Market Value: **INR 23,336 Mn**

<sup>15</sup> Indicative of pending cost towards base build works and does not include the cost for refurbishments/ infrastructure upgrade works

### 5.10 Embassy Galaxy

**Property Name:** ‘Embassy Galaxy’ is an operational IT/ ITeS office development located at Sector 62, Noida, Uttar Pradesh

**Property Address:** A-44 & 45, Sector 62, Noida, Uttar Pradesh, India – 201309

**Land Area:** Based on review of the title report, the Valuer understands that the total land area of the subject property under the ownership of the Client is approximately 9.88 Acres

**Brief Description:** The subject property “Embassy Galaxy” is an operational office asset, leased to technology occupiers. The subject property is located at Sector 62, Noida, which is an established commercial vector of Noida. The property is accessible by an internal road of Sector 62 (approximately 45 m wide). The subject property lies in proximity to various office assets such as 3C Green Boulevard, Stellar IT Park, Logix Cyber Park, Candor Techspace, etc.

The subject property is located in close proximity to National Highway (NH) – 24, which makes it easily accessible from other regions of NCR (National Capital Region) such as Delhi, Ghaziabad, etc. Further, it is located at a distance of approximately 9 – 10 km from the established commercial hub of Noida viz. Sector-18, approximately 10 – 11 km from DND Flyway and approximately 31 – 32 km from Indira Gandhi International Airport, Delhi

**Statement of Assets (sf):** Based on review of various documents (such as architect certificate, rent roll, lease deeds, etc.), the subject property is an operational office asset with approximately 1.4 msf of completed leasable area, which is approximately 98.5% leased as on the date of valuation. Table below highlights the leasable area details for the subject development:

Particular	Leasable Area (sf)	Occupancy (%)
Completed Blocks	1,357,029	98.5%
Under Construction Blocks	-	NA
Proposed Development	-	NA
<b>Total</b>	<b>1,357,029</b>	

Source: Architect certificate, Rent roll, lease deeds provided by the Client;

Location Map:



Key Assumptions:

Particulars	Unit	Details
<b>Revenue assumptions (as on September 30, 2021)</b>		
Lease completion	Year	FY 2023
In-place rent	INR psf/mth	35
Marginal rent – IT office component	INR psf/mth	45
<b>Other financial assumptions</b>		
Cap rate	%	8.25%
WACC rate (operational)	%	11.70%

Market Value: **INR 9,111 Mn**

5.11 Embassy GolfLinks

**Property Name:** Embassy GolfLinks is an office asset located along Intermediate Ring Road, Bengaluru, Karnataka

**Property Address:** Challaghatta Village, Varthur Hobli, Mahadevapura, Bengaluru East Taluk, Bengaluru, Karnataka

**Land Area:** Based on review of the title report, the Valuer understands that the total land area of the subject property under the ownership of the Client is approximately 37.11 acres.

**Brief Description:** The subject property, “Embassy GolfLinks”, is an operational office asset located along Intermediate Ring Road, Bengaluru. This office asset has a total leasable area of approximately 4.5 msf. The interest being valued corresponds to approximately 2.7 msf of office area which forms part of the economic interest of the Client. The larger development also includes an operational hotel (Hilton at Embassy GolfLinks). The immediate surroundings of the subject property comprises of large aggregates of land owned by the Defence Services of the Country Karnataka Golf Association’s operational golf course, Diamond District, DivyaSree Greens, Maruthi Infotech Park, etc. In addition, the subject property is located in proximity to locations such as Indiranagar, Koramangala etc., which are considered as established residential and commercial locations within the city.

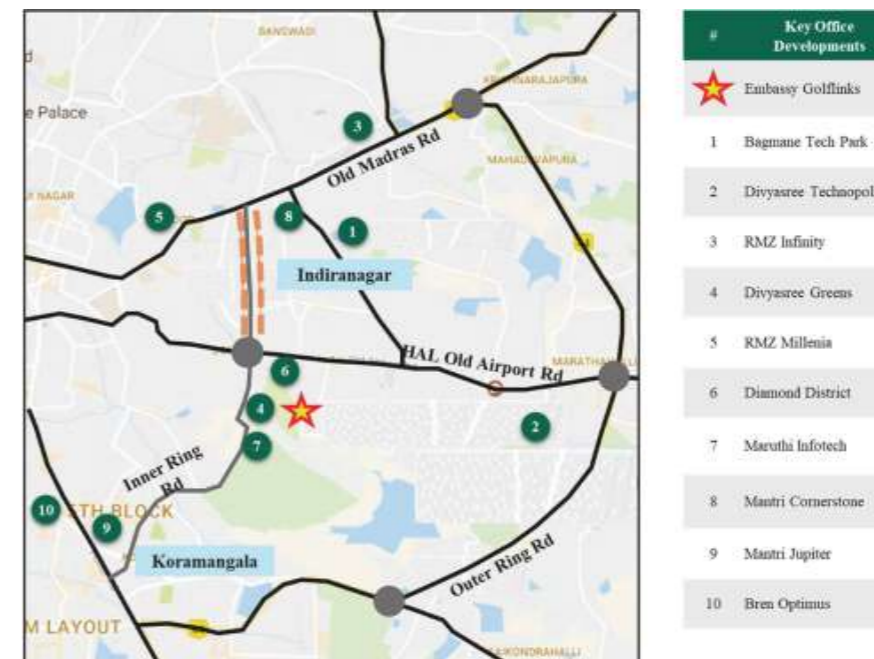
The subject property is located at a distance of approximately <1 km from the Domlur flyover, 1 – 2 km from Indiranagar, 2-3 km from Koramangala, 7-8 km from MG Road and approximately 43 - 45 km from Bengaluru International Airport.

**Statement of Assets (sf):** Based on review of various documents (such as rent roll, Architect’s Certificate, etc.), the subject property is an operational office asset with approximately 2.7 msf of completed leasable area and is 97.2% occupied as on the date of valuation. Table below highlights the leasable area for subject property that form part of the subject development:

Particular	Leasable Area (sf)	Occupancy (%)
Completed Blocks	2,737,442	97.2%
Under Construction Blocks	-	NA
Proposed Development	-	NA
<b>Total</b>	<b>2,737,442</b>	

Source: Source: Rent roll, lease deeds, architect certificate provided by the Client

Location Map



Key Assumptions

Particulars	Unit	Details
<b>Revenue assumptions (as on September 30, 2021)</b>		
Lease completion	Year	FY 2023
In-place rent	INR psf pm	122
Marginal rent – office component	INR psf pm	148
Parking rent (Effective)	INR / bay/mth	4,500
<b>Other financial assumptions</b>		
Cap rate – commercial components	%	8.00%
WACC rate	%	11.70%

Market Value:

**INR 56,890 Mn**

Note:

- The valuation presented is for 100% interest in the asset. However, based on inputs provided by the Client, the REIT hold 50% of the interests in the asset (viz. INR 28,445 Mn)
- The above valuation excludes valuation of Hilton at Embassy GolfLinks. The valuation of Hilton at Embassy GolfLinks is presented in section 5.13

5.12 Embassy One

**Property Name:** ‘Embassy One’ is a premium mixed-used development (High-end office, retail and hospitality components) located along Bellary Road, Ganga Nagar, Bengaluru, Karnataka

**Property Address:** Bellary Road, Ganga Nagar, Bengaluru, Karnataka

**Land Area:** Based on review of the title report, the Valuer understand that the total land area of the subject property under the ownership of the Client is approximately 5.62 acres (which includes residential component). The interest being valued as part of this assessment is an undivided share of 3.19 acres (for the office, retail and hospitality components).

**Brief Description:** The subject property is a premium mixed-used development comprising of commercial, retail and hospitality components. Subject property is located in a premium location in close proximity to the CBD, approximately 6-7 km from MG Road. The stretch between the CBD and Mekhri Circle is recognized as a premium residential and hospitality hub of Bengaluru. Subject location lies in close proximity to premium residential colonies of Sheshadripuram, Sadashiva Nagar, Dollars colony, Fraser Town, Jayamahall, etc., which house affluent population of businessmen community, ministers, etc. Further, the location is considered an established hub for premium hotels, housing prominent 5 star hotels such as Windsor Manor, Lalit Ashok, & Taj Westend. As per information provided by the client, the Valuer understands that 5.5% of total area is leased as of date of valuation.

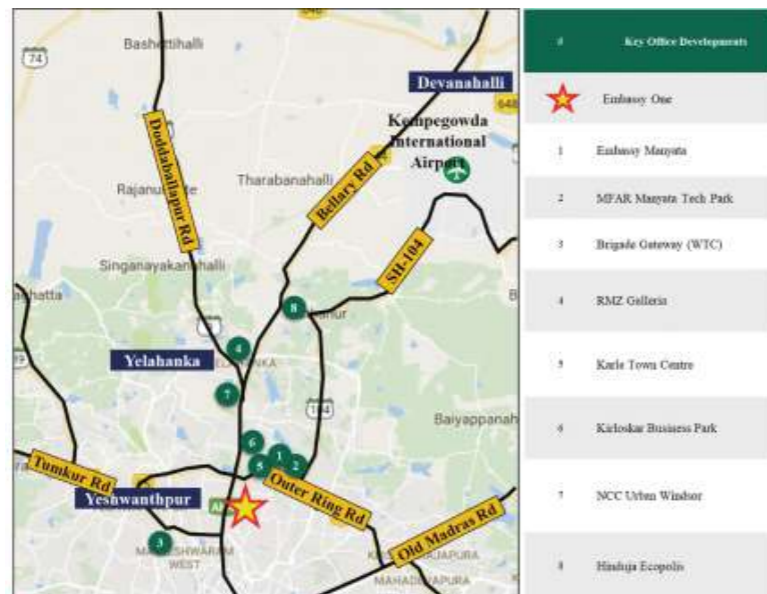
The subject property’s location along the initial stretch of Bellary Road further adds to the attractiveness of the development. Bellary Road connects the city center to the airport and also provides connectivity to all major hubs within Bengaluru City. Further, the subject property’s proximity to the Hebbal Outer Ring Road, connects the subject location to prominent locations such as Yeshwanthpur, KR Puram, Whitefield, Sarjapur Outer ring road, Old Madras road, etc. Further, it is located at a distance of 1-2 km from Mekhri Circle, 3-4 km from Hebbal ORR Junction, 6-7 km from MG Road, 27-28 K from Bengaluru International Airport.

**Statement of Assets (sf):** Table below highlights the leasable area for individual blocks that form part of the subject development:

Block	No of Keys/ Leasable Area (sf)
Office	194,948
Retail	55,148
Hotel (Four Seasons at Embassy One)	230 keys
<b>Total</b>	<b>230 keys / 250,096</b>

Source: Architect certificate provided by the Client

Location Map



Key Assumptions

Particulars	Unit	Details
-------------	------	---------

Revenue assumptions (as on September 30, 2021)		
Lease completion	Year	FY 2025
In-place rent	INR psf/mth	162
Marginal rent – Non-IT office component	INR psf/mth	147 <sup>16</sup>
Marginal rent – Retail component	INR psf/mth	150
Parking rent (Effective)	INR / bay/mth	-
ARR – Four Seasons at Embassy One	INR / room / day	Year 1: 7,500 Year 2: 9,000 On Stabilization: 11,500
Stabilized Occupancy – Four Seasons at Embassy One	%	70%
Other financial assumptions		
Cap rate – commercial components	%	7.50%
Cap rate – hotel components	%	7.14% (viz. an EV-EBITDA multiple of 14)
WACC rate (operational)	%	11.70%
WACC rate (hotel)	%	12.38%

Market Value: **INR 11,625 Mn**

<sup>16</sup> Inclusive of car park rent

### 5.13 Hilton at Embassy GolfLinks

**Property Name:** Hilton at Embassy GolfLinks is an operational hospitality development as part of a larger office asset 'Embassy GolfLinks' located along Intermediate Ring Road, Bengaluru, Karnataka

**Property Address:** Challaghatta Village, Varthur Hobli, Bengaluru East Taluk, Bengaluru, Karnataka

**Land Area:** Based on review of the title report, the Valuer understands that the total land area of the subject property under the ownership of the Client is approximately 3.58 acres

**Brief Description:** The subject property, Hilton at Embassy GolfLinks, is an operational hospitality development located along Intermediate Ring Road, Bengaluru. The interest being valued corresponds to a developed area of 448,156 sf of hotel with 247 keys (operational since March 2014 and operated by Hilton). The immediate surroundings of the subject property comprise of large aggregates of land owned by the Defence Services of the Country Karnataka Golf Association's operational golf course, Diamond District, DivyaSree Greens, Maruthi Infotech Park, etc. In addition, the subject property is located in proximity to locations such as Indiranagar, Koramangala etc., which are considered as established residential and commercial locations within the city. In addition to the subject property, the micro-market also comprises of other hotels such as The Leela, Taj Vivanta, Hyatt, The Paul, Ramada Encore, etc.

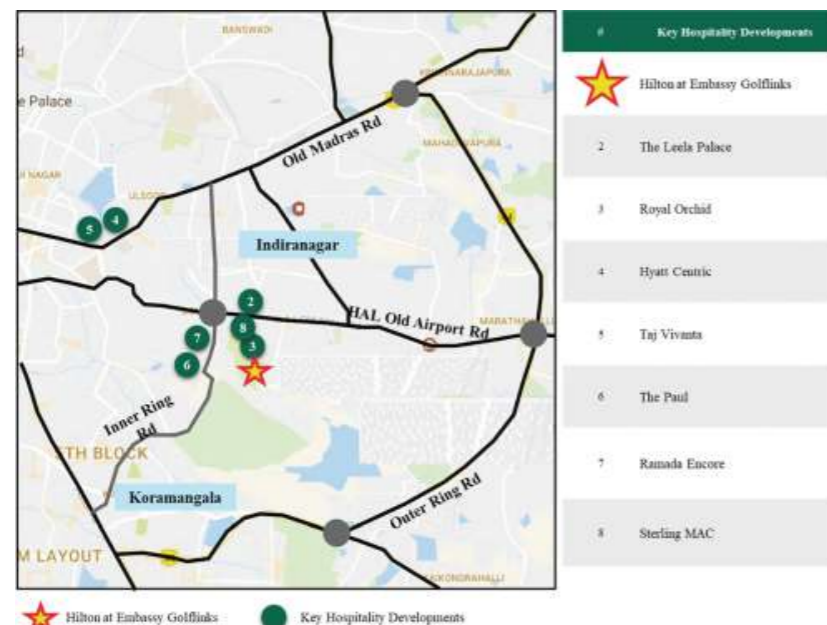
The subject property is located at a distance of approximately <1 km from the Domlur flyover, 1 – 2 km from Indiranagar, 2-3 km from Koramangala, 7-8 km from MG Road and approximately 43 - 45 km from Bengaluru International Airport.

**Statement of Assets (sf):** Based on the information provided by the client, the subject property is an operational hospitality development. Table below highlights the total operational area of the subject development:

Property	No of Keys
Hotel (Hilton at Embassy GolfLinks)	247 keys (developed area - 448,156 sf)

Source: Architect certificate provided by the Client

#### Location Map



#### Key Assumptions

Particulars	Unit	Details
<b>Revenue assumptions (as on September 30, 2021)</b>		
ARR – Hilton at Embassy GolfLinks	INR / room / day	Year 1: 5,000; Year 2: 6,500 On Stabilization: 9,200
Stabilized Occupancy – Hilton at Embassy GolfLinks	%	72
<b>Other financial assumptions</b>		
Cap rate – hotel components	%	7.14% (viz. an EV-EBITDA multiple of 14)
WACC rate	%	12.38%

**Market Value:** INR 3,965 Mn

### 5.14 Embassy Energy

**Property Name:** 'Embassy Energy' is a Solar PV electricity generation facility spread across Villages Ittigi, Mooregeri and Nellukudure, Bellary District, Karnataka

**Property Address:** Villages Ittigi and Mooregeri in Huvin Hadagali Taluka and Nellukudure in Hagri Bommanhalli Taluka, Bellary District, Karnataka

**Land Area:** The Valuer understands from the Client, title reports, site plans, letter highlighting Commercial Operations Date and site visit, that the park is spread over 465.77 Acres of which the land aggregation is in place by way of sale deed, Agreement to Sell (ATS) or General Power of Attorney (GPA), etc. The Valuer understands that currently only about 405.73 Acres is owned by the company by way of Sale Deed whereas the rest is under various stages of sale and conversion – below is a table which highlights the current status of the Land Aggregation. Further, the Valuer understands that physical possession of the land is with EEPL and/or its contractors and sub-contractors and that the solar park has been constructed on most of the land. It is assumed that the sale and conversion would be successful and any adverse impact has not been factored in the valuation.

Particular	Area (acres)
Total extent of identified Land	465.77
Registered ATS and POA completed	465.77
Applied for approval u/s 109	465.51
Extent of land approved/recommended by DC u/s 109	464.17
Final approval received u/s 109	464.17
Sale Deed executed favouring EEPL	405.73

**Brief Description:** The subject property is an operational solar park under the ownership of 'Embassy-Energy Private Limited (EEPL)'. The subject site is spread across three villages namely Ittigi, Mooregeri and Nellukudure in Bellary District. The subject location is situated at a distance of more than 300 km from Bengaluru City and is currently a nascent vector in terms of real estate activity. Being a peripheral location, the region is predominantly characterized by the presence of agricultural land parcels (with black cotton soil). However, a few solar parks are currently operational/ proposed at the subject location by prominent players such as Adani, ReNew, etc. The accessibility of the subject region is via State Highway – 45 (SH – 45).

On account of being accessible through the State Highway – 45 (SH – 45), the subject property enjoys good connectivity to neighbouring towns and villages. Further, it is located at a distance of approximately 3 – 4 km from the 220 KV Sub-station (Ittigi), approximately 3 – 4 km from Ittigi Village Centre, approximately 65 – 70 km from Davangere and approximately 300 – 310 km from MG Road (Bengaluru).

Based on review of power purchase agreements between EEPL and the power purchasers, the Valuer understands that the solar plant supplies electricity to the existing office parks / hotels of Embassy in Bengaluru. In lieu of the same, EEPL has already signed power purchase agreements (PPAs) for 25 years with various entities for commercial and industrial category.

**Statement of Assets:** Based on review of various documents (such as project development agreement, commissioning certificates, Government Order, etc.), the solar park has an installed capacity of approximately 130 Mega Watts (MW) DC (output will be 100 MW AC), capable of generating at least 215 Million Units (MU) of electricity by the end of the first 12 months from the date on which it achieves COD and subject to plant stabilization. Table below highlights the details for the subject plant:

Particular	Detail
Capacity (MW) (A)	130 MW DC (100 MW AC)
Plant Load Factor (%) (B)	18.88%
Number of hours in a day (C)	24
Days in a year (D)	365
Total units generated (kWh) (A * B * C * D) * 1000	215 Million Units (MU) <sup>17</sup> in kWh in Year 1

Source: Various documents/ inputs provided by the Client

As per the PPAs executed with various entities, the purchasers have agreed to purchase at least 85% of the contracted quantity ('**minimum guaranteed offtake**') each tariff year, commencing from the commercial operation date until the end of the term.

<sup>17</sup> Subject to plant stabilization, however, considering the past performance of the subject plant, the maximum generation has been capped at approx. 200 Million Units (MU) for any given year

Key Assumptions:	Particulars	Unit	Details
	Development Timelines		
	COD	Date	28 <sup>th</sup> February 2018 <sup>18</sup>
	Revenue assumptions (as on September 30, 2021)		
	BESCOM Tariff – Commercial	INR per kWh	9.25
	BESCOM Tariff – Industrial	INR per kWh	7.65
	<b>Blended Tariff</b>	<b>INR per kWh</b>	<b>9.01<sup>19</sup></b>
	<b>Adopted Tariff</b>	<b>INR per kWh</b>	<b>8.50</b>
	Other financial assumptions		
	Useful Life	Years	25 years
	Cost of Equity	%	13.50%

INR 9,144 Mn

<sup>18</sup> 40% commenced operations on 23<sup>rd</sup> January 2018 and balance 60% on 28<sup>th</sup> February 2018

<sup>19</sup> In proportion of the distribution between commercial and industrial category consumers

## **Principal Place of Business**

### **Royal Oaks**

Embassy GolfLinks Business Park

Off Intermediate Ring Road, Bengaluru - 560 071. Karnataka, India

Tel: +91 80 3322 0000 Fax: +91 80 4903 0046