

October 21, 2022

To The Corporate Relations Department BSE Limited Phiroz Jeejeebhoy Towers, 25 th Floor, Dalal Street Mumbai – 400001 Code: 540222	To The Listing Department National Stock Exchange of India Limited Exchange Plaza, Bandra Kurla Complex, Bandra (East) Mumbai – 400 051 Code: LAURUSLABS
--	---

Dear Sirs,

Sub: Outcome of the Board Meeting – October 21, 2022

The Board of Directors of the Company in their meeting held on October 21, 2022 have resolved as follows (Outcome):

(1) Approval for the payment of interim dividend for FY 2022-23:

Approved the payment of interim dividend of **Rs. 0.80 (40%) per equity share of Rs.2/- each**, for the Financial Year 2022-23.

Further, pursuant to Regulation 42 of the SEBI (Listing Obligations and Disclosure Requirements), 2015, the Company has fixed “**November 04, 2022**” as “**Record Date**” for determining the eligibility of the Shareholders. The Dividend amount will be paid on or after **November 15, 2022**.

(2) Approval of un-audited Financial Results for the quarter and half year ended September 30, 2022:

Pursuant to Regulation 33 of SEBI (Listing Obligations and Disclosure Requirements) Regulations, 2015, the Board of Directors have approved the unaudited Standalone and Consolidated Financial Results of the Company for the Quarter and Half year ended September 30, 2022 at their meeting held on October 21, 2022, which are **enclosed** herewith along with the Limited Review Reports issued by Deloitte Haskins & Sells LLP, the Statutory Auditors of the Company.

The financial results are also available on the website of the Company at www.lauruslabs.com and also on the websites of BSE Ltd. and National Stock Exchange of India Ltd. viz. www.bseindia.com and www.nseindia.com respectively.

(3) Approved for incorporation of new wholly owned subsidiary of the Company for Specialty Chemicals Business

The Board Meeting commenced at 02.00 PM and concluded at 02.40 PM.

This is for your information and records.

Thanking you,
Yours sincerely,
For **Laurus Labs Limited**

G. Venkateswar Reddy
Company Secretary
Encl: As above

LAURUS LABS LIMITED
 (CIN: L24239AP2005PLC047518)

Regd. Office: Plot No.21, Jawaharlal Nehru Pharma City, Parawada, Visakhapatnam 531 021, Andhra Pradesh, India.
 Corp. Office: 2nd Floor, Serene Chambers, Road No.7, Banjara Hills, Hyderabad 500034, Telangana, India.
 Tel: +91 40 3980 4333 ; Fax : +91 040 3980 4320 ; E-mail: secretarial@lauruslabs.com; Website: www.lauruslabs.com

STATEMENT OF UNAUDITED CONSOLIDATED FINANCIAL RESULTS FOR THE QUARTER AND HALF YEAR ENDED SEPTEMBER 30, 2022

₹ in Crores

Sl. No.	Particulars	Quarter ended			Half year ended		Year ended
		30-Sep-22	30-Jun-22	30-Sep-21	30-Sep-22	30-Sep-21	31-Mar-22
		(Unaudited)	(Unaudited)	(Unaudited)	(Unaudited)	(Unaudited)	(Audited)
1	Income						
	(a) Revenue from operations	1,575.89	1,538.94	1,203.48	3,114.83	2,481.98	4,935.57
	(b) Other income	1.11	1.75	2.83	2.86	8.68	15.30
	Total income	1,577.00	1,540.69	1,206.31	3,117.69	2,490.66	4,950.87
2	Expenses						
	(a) Cost of materials consumed	779.31	759.20	579.79	1,538.51	1,324.19	2,269.13
	(b) Purchase of traded goods	44.10	54.94	40.43	99.04	56.08	145.81
	(c) Changes in inventories of finished goods, work-in-progress and stock-in-trade	(116.00)	(161.19)	(87.55)	(277.19)	(293.78)	(221.17)
	(d) Employee benefits expense	146.99	152.03	122.87	299.02	250.16	501.53
	(e) Other expenses	272.58	279.79	202.86	552.37	404.90	817.84
	(f) Depreciation and amortisation expense	81.84	70.79	63.19	152.63	121.73	251.49
	(g) Finance costs	40.11	29.25	22.13	69.36	48.74	102.39
	Total expenses	1,248.93	1,184.81	943.72	2,433.74	1,912.02	3,867.02
3	Profit before tax (1-2)	328.07	355.88	262.59	683.95	578.64	1,083.85
4	Tax expense						
	(a) Current tax	93.04	110.07	67.75	203.11	126.91	254.22
	(b) Deferred tax	1.23	(6.73)	(9.11)	(5.50)	6.17	(2.80)
	Total Tax expense	94.27	103.34	58.64	197.61	133.08	251.42
5	Net Profit after tax (3-4)	233.80	252.54	203.95	486.34	445.56	832.43
6	Share of loss from associate, net of tax	(0.41)	(0.31)	-	(0.72)	-	(0.20)
7	Net Profit after taxes and share of loss from associate (5+6)	233.39	252.23	203.95	485.62	445.56	832.23
8	Other comprehensive income						
	Items that will not be reclassified subsequently to profit or loss:						
	(i) Remeasurement gains/(losses) on defined benefit plans	(0.24)	(0.23)	(0.50)	(0.47)	(1.01)	1.39
	(ii) Income tax relating to items that will not be reclassified to profit or loss in subsequent periods	0.08	0.08	0.17	0.16	0.35	(0.48)
	Items that will be reclassified subsequently to profit or loss:						
	(i) Exchange differences on translating the financial statements of foreign operations	(4.45)	(0.85)	(0.66)	(5.30)	(1.20)	0.12
	Total other comprehensive income/(loss), net of tax	(4.61)	(1.00)	(0.99)	(5.61)	(1.86)	1.03
9	Total comprehensive income (7+8)	228.78	251.23	202.96	480.01	443.70	833.26
10	Profit for the period attributable to:						
	i) Equity holders of the company	232.81	251.28	201.90	484.09	443.29	827.52
	ii) Non-controlling interests	0.58	0.95	2.05	1.53	2.27	4.71
11	Total comprehensive income for the period attributable to:						
	i) Equity holders of the company	228.20	250.28	200.91	478.48	441.43	828.55
	ii) Non-controlling interests	0.58	0.95	2.05	1.53	2.27	4.71
12	Paid-up equity share capital (face value ₹ 2/- each)	107.47	107.47	107.32	107.47	107.32	107.47
13	Other equity excluding Non-controlling interest						3,243.72
14	Earnings per equity share (face value ₹ 2/- each)						
	- Basic (₹)	4.33	4.68	3.76	9.01	8.26	15.42
	- Diluted (₹)	4.32	4.66	3.74	8.98	8.22	15.35
		(Not annualised)	(Not annualised)	(Not annualised)	(Not annualised)	(Not annualised)	

See accompanying notes to the financial results



Consolidated Balance Sheet

₹ in Crores

Sl. No.	Particulars	As at September 30, 2022	As at March 31, 2022
		Unaudited	Audited
I	ASSETS		
	Non-current assets		
(a)	Property, plant and equipment	2,835.09	2,257.29
(b)	Right-of-use assets	134.26	138.05
(c)	Capital work-in- progress	471.24	813.22
(d)	Goodwill	246.30	246.30
(e)	Other intangible assets	13.22	10.83
(f)	Financial assets		
	(i) Investments	30.09	30.81
	(ii) Other financial assets	63.30	60.27
(g)	Income tax assets (net)	6.67	6.77
(h)	Other non-current assets	82.42	59.89
	Total non-current assets (1)	3,882.59	3,623.43
	Current assets		
(a)	Inventories	2,261.35	1,760.30
(b)	Financial assets		
	(i) Trade receivables	1,732.35	1,354.18
	(ii) Cash and cash equivalents	49.96	75.35
	(iii) Other balances with banks	2.23	0.59
	(iv) Loans	0.89	0.64
	(v) Other financial assets	4.96	1.95
(c)	Other current assets	121.47	151.60
	Total current assets (2)	4,173.21	3,344.61
	Total - assets (1+2)	8,055.80	6,968.04
II	EQUITY AND LIABILITIES		
	Equity		
(a)	Equity share capital	107.47	107.47
(b)	Other equity	3,656.02	3,243.72
	Total equity attributable to equity holders of parent	3,763.49	3,351.19
	Non-controlling interests	9.39	7.86
	Total equity (1)	3,772.88	3,359.05
	Non-current liabilities		
(a)	Financial liabilities		
	(i) Borrowings	540.42	596.34
	(ii) Lease liabilities	37.20	39.63
	(iii) Other financial liabilities	83.20	83.20
(b)	Provisions	81.18	72.67
(c)	Deferred tax liability (net)	101.14	69.11
(d)	Other non-current liabilities	100.01	67.03
	Total non-current liabilities (2)	943.15	927.98
	Current liabilities		
(a)	Financial liabilities		
	(i) Borrowings	1,512.18	1,135.69
	(ii) Trade payables		
	-total outstanding dues of micro enterprises and small enterprises	35.76	78.48
	-total outstanding dues of creditors other than micro enterprises and small enterprises	1,081.56	797.89
	(iii) Lease liabilities	5.15	5.00
	(iv) Other financial liabilities	299.74	300.70
(b)	Other current liabilities	274.43	309.06
(c)	Provisions	17.51	16.49
(d)	Income tax liabilities (net)	113.44	37.70
	Total current liabilities (3)	3,339.77	2,681.01
	Total - equity and liabilities (1+2+3)	8,055.80	6,968.04




* Registered Office : Plot No:21, Jawaharlal Nehru Pharma City, Parawada, Anapalli - 531021, Andhra Pradesh, India. CIN : L24239AP2005PLC047518
 T +91 891 660 1222, 306 1222, F +91 891 660 1270, 306 1270, E info@lauruslabs.com W lauruslabs.com

Consolidated Statement of Cash Flows

₹ in Crores

Particulars	For the half year ended September 30, 2022	For the half year ended September 30, 2021
	Unaudited	Unaudited
Profit before tax	683.95	578.64
Cash flows from operating activities		
Adjustments for :		
Depreciation and amortisation	152.63	121.73
Loss on sale of fixed assets (net)	0.05	0.47
Interest income	(2.84)	(1.14)
Interest expenses	58.33	40.64
Share based payment expense	3.91	3.50
Net (gain)/loss on foreign exchange fluctuations (unrealised)	31.10	(4.86)
Allowance for bad and doubtful advances and receivables	0.76	0.10
Provisions no longer required written back	(0.02)	(1.19)
Operating profit before working capital changes	927.87	737.89
Movement In working capital:		
Increase in inventories	(502.01)	(310.18)
(Increase)/ Decrease in trade receivables	(351.53)	256.82
(Increase)/ Decrease in financial and non-financial assets	24.90	(30.41)
Increase/(Decrease) in trade payables	228.02	(275.31)
Increase in financial, non-financial liabilities and provisions	5.60	8.00
Cash generated from operations	332.85	386.81
Income tax paid	(89.58)	(71.77)
Net cash flows from operating activities (A)	243.27	315.04
Cash flows used in investing activities		
Purchase of property, plant and equipment, including intangible assets, capital work in progress and capital advances	(416.22)	(455.01)
Proceeds from sale of property, plant and equipment	0.46	0.15
Movement in other bank balances	(2.25)	(0.02)
Interest received	2.84	1.16
Net cash flows used in investing activities (B)	(415.17)	(453.72)
Net cash flows from/(used in) financing activities		
Repayment of long - term borrowings	(149.38)	(56.79)
Proceeds from long - term borrowings	40.58	225.00
Proceeds from short - term borrowings (net)	379.87	112.78
Payment of lease liabilities	(3.64)	(68.81)
Dividend paid	(64.48)	(42.93)
Interest paid	(55.23)	(40.28)
Net cash flows from financing activities (C)	147.72	128.97
Net increase/(decrease) in cash and cash equivalents (A+B+C)	(24.18)	(9.71)
Effect of exchange differences on cash and cash equivalents	(1.21)	(0.08)
Cash and cash equivalents at the beginning of the period	75.35	48.46
Cash and cash equivalents at the period end	49.96	38.67



₹


Notes:

- The above unaudited consolidated financial results of Laurus Labs Limited ("the Company") as reviewed by the Audit Committee has been approved by the Board of Directors at its meeting held on October 21, 2022. The statutory auditors of the Company have carried out a limited review on consolidated financial results and expressed an unmodified conclusion thereon.
- These consolidated financial results of the Company have been prepared in accordance with the Indian Accounting Standards prescribed under Section 133 of the Companies Act, 2013 ("the Act") read with relevant rules issued thereunder ('IND AS') and other accounting principles generally accepted in India and guidelines issued by the Securities and Exchange Board of India ("SEBI").
- The consolidated financial results include the results of the following entities:

Name of the Company	Country of Incorporation	Nature of relationship	% Holding
Sriam Labs Private Limited	India	Subsidiary	100%
Laurus Holdings Limited	UK	Subsidiary	100%
Laurus Generics Inc	USA	Step-down subsidiary	100%
Laurus Generics GmbH	Germany	Step-down subsidiary	100%
Laurus Synthesis Private Limited	India	Subsidiary	100%
Laurus Ingredients Private Limited (Refer note 4a)	India	Step-down subsidiary	100%
Laurus Generics SA (Pty) Ltd	South Africa	Subsidiary	100%
Laurus Bio Private Limited (Basic)	India	Subsidiary	76.60%
ImmunoAdoptive Cell Therapy Private Limited (Refer note 4b)	India	Associate	18.94%


- The Company, through its wholly owned subsidiary, LSPL, incorporated step down subsidiary, Laurus Ingredients Private Limited (LIPL) on January 09, 2021. LIPL has not commenced its operations and no share capital has been infused as at September 30, 2022. The Management has filed for striking off the Company as on February 21, 2022.
 - Pursuant to investment agreement entered into by the Company with Immunoadoptive Cell Therapy Private Limited (ImmunoAct), capital contributions have been made into ImmunoAct in terms of the aforesaid agreement during the quarter ended December 31, 2021. The Company has accounted for its investment in ImmunoAct as an associate w.e.f December 09, 2021.
- The Company and its subsidiaries are engaged in the manufacture and sale of "Pharmaceuticals" which constitutes a single reportable business segment as per Ind AS 108 - 'Operating Segments'.
- The Board of Directors, at their meeting held on October 21, 2022 approved for the payment of interim dividend of ₹ 0.80/- per equity share of ₹ 2/- each.

By order of the Board
 For Laurus Labs Limited



Dr. Satyanarayana Chava
 Whole Time Director & Chief Executive Officer

Place: Hyderabad
 Date : October 21, 2022



INDEPENDENT AUDITOR'S REVIEW REPORT ON REVIEW OF INTERIM CONSOLIDATED FINANCIAL RESULTS

TO THE BOARD OF DIRECTORS OF LAURUS LABS LIMITED

1. We have reviewed the accompanying Statement of Unaudited Consolidated Financial Results of **LAURUS LABS LIMITED** ("the Parent") and its subsidiaries (the Parent and its subsidiaries together referred to as "the Group"), and its share of the net loss after tax and total comprehensive loss of its associate for the quarter and six months ended September 30, 2022 ("the Statement") being submitted by the Parent pursuant to the requirement of Regulation 33 of the SEBI (Listing Obligations and Disclosure Requirements) Regulations, 2015, as amended.

2. This Statement, which is the responsibility of the Parent's Management and approved by the Parent's Board of Directors, has been prepared in accordance with the recognition and measurement principles laid down in the Indian Accounting Standard 34 "Interim Financial Reporting" ("Ind AS 34"), prescribed under Section 133 of the Companies Act, 2013 read with relevant rules issued thereunder and other accounting principles generally accepted in India. Our responsibility is to express a conclusion on the Statement based on our review.

3. We conducted our review of the Statement in accordance with the Standard on Review Engagements (SRE) 2410 "Review of Interim Financial Information Performed by the Independent Auditor of the Entity", issued by the Institute of Chartered Accountants of India (ICAI). A review of interim financial information consists of making inquiries, primarily of Parent's personnel responsible for financial and accounting matters and applying analytical and other review procedures. A review is substantially less in scope than an audit conducted in accordance with Standards on Auditing specified under Section 143(10) of the Companies Act, 2013 and consequently does not enable us to obtain assurance that we would become aware of all significant matters that might be identified in an audit. Accordingly, we do not express an audit opinion.

We also performed procedures in accordance with the circular issued by the SEBI under Regulation 33(8) of the SEBI (Listing Obligations and Disclosure Requirements) Regulations, 2015, as amended, to the extent applicable.

4. The Statement includes the results of the following entities:

- a) Laurus Labs Limited, the Parent
- b) Laurus Bio Private Limited, India, subsidiary
- c) Sriam Labs Private Limited, India, wholly owned subsidiary
- d) Laurus Synthesis Private Limited, India, wholly owned subsidiary
- e) Laurus Ingredients Private Limited, India (subsidiary of (d) above)
- f) Laurus Holdings Limited (LHL), United Kingdom, wholly owned subsidiary
- g) Laurus Generics SA (Pty) Ltd, South Africa, wholly owned subsidiary
- h) Laurus Generics Inc., United States of America (subsidiary of (f) above)
- i) Laurus Generics GMBH, Germany, (subsidiary of (f) above)
- j) Immunoadoptive Cell Therapy Private Limited, India, associate

Q


**Deloitte
Haskins & Sells LLP**

5. Based on our review conducted and procedures performed as stated in paragraph 3 above and based on the consideration of the review reports of the other auditors and other auditors referred to in paragraph 6 below, nothing has come to our attention that causes us to believe that the accompanying Statement, prepared in accordance with the recognition and measurement principles laid down in the aforesaid Indian Accounting Standard and other accounting principles generally accepted in India, has not disclosed the information required to be disclosed in terms of Regulation 33 of the SEBI (Listing Obligations and Disclosure Requirements) Regulations, 2015, as amended, including the manner in which it is to be disclosed, or that it contains any material misstatement.

6. We did not review the interim financial information of four subsidiaries included in the unaudited consolidated financial results, whose interim financial information reflect total assets of ₹ 371.56 crores as at September 30, 2022, total revenues of ₹ 74.06 crores and ₹ 102.21 crores for the quarter and six months ended September 30, 2022 respectively, total net loss after tax of ₹ 1.71 crores and total net profit after tax ₹ 2.99 crores for the quarter and six months ended September 30, 2022 respectively and total comprehensive loss of ₹ 1.71 crores and total comprehensive income ₹ 2.99 crores for the quarter and six months ended September 30, 2022 respectively and net cash flows of ₹ 17.43 crores for the six months ended September 30, 2022, as considered in the Statement. This interim financial information have been reviewed by other auditors whose reports have been furnished to us by the Management and our conclusion on the Statement, in so far as it relates to the amounts and disclosures included in respect of these subsidiaries, is based solely on the reports of the other auditors and the procedures performed by us as stated in paragraph 3 above.

Our conclusion on the statement is not modified in respect of these matters.

For **DELOITTE HASKINS & SELLS LLP**
Chartered Accountants
(Firm's Registration No. 117366W/W-100018)


Ganesh Balakrishnan
Partner
(Membership No. 201193)
(UDIN: 22201193BAMYJA7105)

Place: Hyderabad
Date: October 21, 2022

LAURUS LABS LIMITED
 (CIN: L24239AP2005PLC047518)

Regd. Office: Plot No.21, Jawaharlal Nehru Pharma City, Parawada, Visakhapatnam 531 021, Andhra Pradesh, India.
 Corp. Office: 2nd Floor, Serene Chambers, Road No.7, Banjara Hills, Hyderabad 500034, Telangana, India.

Tel: +91 40 3980 4333 ; Fax : +91 040 3980 4320 ; E-mail: secretarial@lauruslabs.com; Website: www.lauruslabs.com

STATEMENT OF UNAUDITED STANDALONE FINANCIAL RESULTS FOR THE QUARTER AND HALF YEAR ENDED SEPTEMBER 30, 2022

₹ in Crores

Sl. No.	Particulars	Quarter ended			Half year ended		Year ended
		30-Sep-22	30-Jun-22	30-Sep-21	30-Sep-22	30-Sep-21	31-Mar-22
		(Unaudited)	(Unaudited)	(Unaudited)	(Unaudited)	(Unaudited)	(Audited)
1	Income						
	(a) Revenue from operations	1,498.16	1,495.25	1,176.20	2,993.41	2,396.80	4,707.04
	(b) Other income	4.10	2.93	4.50	7.03	12.07	21.55
	Total income	1,502.26	1,498.18	1,180.70	3,000.44	2,408.87	4,728.59
2	Expenses						
	(a) Cost of materials consumed	740.50	762.39	586.79	1,502.89	1,326.50	2,281.37
	(b) Purchase of traded goods	44.10	54.94	40.43	99.04	56.08	145.81
	(c) Changes in inventories of finished goods, work-in-progress and stock-in-trade	(112.48)	(159.38)	(82.88)	(271.86)	(290.28)	(218.62)
	(d) Employee benefits expense	126.48	130.78	112.40	257.26	225.92	445.14
	(e) Other expenses	273.52	288.34	185.65	561.86	381.71	768.14
	(f) Depreciation and amortisation expense	75.55	66.00	59.33	141.55	114.82	235.48
	(g) Finance costs	37.91	27.50	20.59	65.41	45.63	95.86
	Total expenses	1,185.58	1,170.57	922.31	2,356.15	1,860.38	3,753.18
3	Profit before tax (1-2)	316.68	327.61	258.39	644.29	548.49	975.41
4	Tax expense						
	(a) Current tax	89.16	102.98	66.72	192.14	117.31	231.42
	(b) Deferred tax	0.08	(6.98)	(5.96)	(6.90)	11.47	(6.10)
	Total Tax expense	89.24	96.00	60.76	185.24	128.78	225.32
5	Net Profit after tax (3-4)	227.44	231.61	197.63	459.05	419.71	750.09
6	Other comprehensive income						
	Items that will not be reclassified subsequently to profit or loss:						
	(i) Remeasurement gains/(losses) on defined benefit plans	(0.24)	(0.23)	(0.50)	(0.47)	(1.01)	1.23
	(ii) Income tax relating to items that will not be reclassified to profit or loss in subsequent periods	0.08	0.08	0.17	0.16	0.35	(0.43)
	Total other comprehensive income/(loss), net of tax	(0.16)	(0.15)	(0.33)	(0.31)	(0.66)	0.80
7	Total comprehensive income (5+6)	227.28	231.46	197.30	458.74	419.05	750.89
8	Paid-up equity share capital (face value ₹ 2/- each)	107.47	107.47	107.32	107.47	107.32	107.47
9	Other equity						3,280.74
10	Earnings per equity share (face value ₹ 2/- each)						
	- Basic (₹)	4.23	4.31	3.68	8.54	7.82	13.97
	- Diluted (₹)	4.21	4.30	3.67	8.51	7.79	13.91
		(Not annualised)	(Not annualised)	(Not annualised)	(Not annualised)	(Not annualised)	

See accompanying notes to the financial results



Standalone Balance Sheet

₹ in Crores


Sl. No.	Particulars	As at September 30, 2022	As at March 31, 2022
		Unaudited	Audited
I	ASSETS		
	Non-current assets		
(a)	Property, plant and equipment	2,619.23	2,082.49
(b)	Right-of-use assets	90.66	93.19
(c)	Capital work-in- progress	422.39	755.03
(d)	Intangible assets	12.97	10.55
(e)	Financial assets		
	(i) Investments	361.72	361.72
	(ii) Other financial assets	48.76	46.22
(f)	Income tax assets (net)	-	0.71
(g)	Other non-current assets	59.68	54.05
	Total non-current assets (1)	3,615.41	3,403.96
	Current assets		
(a)	Inventories	2,139.78	1,688.70
(b)	Financial assets		
	(i) Trade receivables	1,533.26	1,269.15
	(ii) Cash and cash equivalents	1.82	40.33
	(iii) Other balances with banks	0.23	0.23
	(iv) Loans	97.00	88.75
	(v) Other financial assets	4.96	1.81
(c)	Other current assets	102.25	115.60
	Total current assets (2)	3,879.30	3,204.57
	Total - assets (1+2)	7,494.71	6,608.53
II	EQUITY AND LIABILITIES		
	Equity		
(a)	Equity share capital	107.47	107.47
(b)	Other equity	3,678.94	3,280.74
	Total equity (1)	3,786.41	3,388.21
	Liabilities		
	Non-current liabilities		
(a)	Financial liabilities		
	(i) Borrowings	469.75	549.67
	(ii) Lease liabilities	27.85	29.50
(b)	Provisions	78.32	69.79
(c)	Deferred tax liability (net)	96.38	70.23
(d)	Other non-current liabilities	56.51	67.03
	Total non-current liabilities (2)	728.81	786.22
	Current liabilities		
(a)	Financial liabilities		
	(i) Borrowings	1,423.05	1,069.99
	(ii) Trade payables		
	-total outstanding dues of micro enterprises and small enterprises	33.24	75.63
	-total outstanding dues of creditors other than micro enterprises and small enterprises	1,039.28	773.60
	(iii) Lease liabilities	4.06	3.94
	(iv) Other financial liabilities	281.42	287.77
(b)	Other current liabilities	85.20	179.33
(c)	Provisions	16.80	15.78
(d)	Income tax liabilities (net)	96.44	28.06
	Total current liabilities (3)	2,979.49	2,434.10
	Total - equity and liabilities (1+2+3)	7,494.71	6,608.53



Standalone Statement of Cash Flows

₹ in Crores

Particulars	For the half year ended September 30, 2022	For the half year ended September 30, 2021
	Unaudited	Unaudited
Profit before tax	644.29	548.49
Cash Flows from operating activities		
Adjustments for :		
Depreciation and amortisation	141.55	114.82
Loss on sale of fixed assets (net)	0.05	0.47
Finance income	(5.71)	(4.37)
Interest expense	54.95	37.89
Share based payment expense	3.91	3.50
Net (gain)/loss on foreign exchange fluctuations (unrealised)	36.19	(3.64)
Provisions no longer required written back	(0.02)	(1.12)
Allowance for bad and doubtful advance and debts	0.25	-
Operating profit before working capital changes	875.46	696.04
Movement in working capital:		
Increase in inventories	(451.08)	(300.18)
(Increase)/Decrease in trade receivables	(237.06)	308.24
(Increase)/ Decrease in financial and non-financial assets	6.10	(25.12)
Increase/(Decrease) in trade payables	216.06	(269.13)
Increase in financial, non-financial liabilities and provisions	(97.39)	(32.22)
Cash generated from operations	312.09	377.63
Income tax paid	(89.86)	(71.22)
Net cash flows from operating activities (A)	222.23	306.41
Cash flows used in investing activities		
Purchase of property, plant and equipment, including intangible assets, capital work in progress and capital advances	(363.01)	(372.41)
Proceeds from sale of property, plant and equipment	0.37	0.15
Loan given to subsidiaries (net)	(8.20)	(89.50)
Interest received	5.72	1.42
Net cash flows used in investing activities (B)	(365.12)	(460.34)
Net cash flows from/(used in) financing activities		
Repayment of long - term borrowings	(139.85)	(47.22)
Proceeds from long - term borrowings	-	200.00
Proceeds from Short - term borrowings (net)	363.50	87.76
Payment of lease liabilities	(2.87)	(43.43)
Dividend paid	(64.48)	(42.93)
Interest paid	(51.92)	(38.44)
Net cash flows from financing activities (C)	104.38	115.74
Net decrease in cash and cash equivalents (A+B+C)	(38.51)	(38.19)
Cash and cash equivalents at the beginning of the period	40.33	38.78
Cash and cash equivalents at the period end	1.82	0.59



Laurus Labs Limited
Corporate Office
2nd Floor, Serene Chambers, Road No. 7
Banjara Hills, Hyderabad - 500034, Telangana, India
T +91 40 6659 4333, 3980 4333, 2342 0500 / 501
F +91 40 6659 4320 / 3980 4320



Notes:

- 1 The above standalone financial results of Laurus Labs Limited ("the Company") as reviewed by the Audit Committee has been approved by the Board of Directors at its meeting held on October 21, 2022. The statutory auditors of the Company have carried out a limited review on standalone financial results and expressed an unmodified conclusion thereon.
- 2 These standalone financial results of the Company have been prepared in accordance with the Indian Accounting Standards prescribed under Section 133 of the Companies Act, 2013 ("the Act") read with relevant rules issued thereunder ('IND AS') and other accounting principles generally accepted in India and guidelines issued by the Securities and Exchange Board of India ("SEBI").
- 3 In accordance with Indian Accounting Standard (Ind AS) 108 on 'operating segments', segment information has been given in the consolidated financial results of the Company, and therefore no separate disclosure on segment information is given in these standalone financial results.
- 4 The Board of Directors, at their meeting held on October 21, 2022 approved for the payment of interim dividend of ₹ 0.80/- per equity share of ₹ 2/- each.

By order of the Board
For Laurus Labs Limited

Dr. Satyanarayana Chava
Whole Time Director & Chief Executive Officer

Place: Hyderabad
Date : October 21, 2022



INDEPENDENT AUDITOR'S REVIEW REPORT ON REVIEW OF INTERIM STANDALONE FINANCIAL RESULTS

TO THE BOARD OF DIRECTORS OF LAURUS LABS LIMITED


1. We have reviewed the accompanying Statement of Unaudited Standalone Financial Results of **LAURUS LABS LIMITED** ("the Company"), for the quarter and six months ended September 30, 2022 ("the Statement"), being submitted by the Company pursuant to the requirement of Regulation 33 of the SEBI (Listing Obligations and Disclosure Requirements) Regulations, 2015, as amended.

2. This Statement, which is the responsibility of the Company's Management and approved by the Company's Board of Directors, has been prepared in accordance with the recognition and measurement principles laid down in the Indian Accounting Standard 34 "Interim Financial Reporting" ("Ind AS 34"), prescribed under Section 133 of the Companies Act, 2013 read with relevant rules issued thereunder and other accounting principles generally accepted in India. Our responsibility is to express a conclusion on the Statement based on our review.

3. We conducted our review of the Statement in accordance with the Standard on Review Engagements (SRE) 2410 'Review of Interim Financial Information Performed by the Independent Auditor of the Entity', issued by the Institute of Chartered Accountants of India (ICAI). A review of interim financial information consists of making inquiries, primarily of the Company's personnel responsible for financial and accounting matters, and applying analytical and other review procedures. A review is substantially less in scope than an audit conducted in accordance with Standards on Auditing specified under section 143(10) of the Companies Act, 2013 and consequently does not enable us to obtain assurance that we would become aware of all significant matters that might be identified in an audit. Accordingly, we do not express an audit opinion.

4. Based on our review conducted as stated in paragraph 3 above, nothing has come to our attention that causes us to believe that the accompanying Statement, prepared in accordance with the recognition and measurement principles laid down in the aforesaid Indian Accounting Standard and other accounting principles generally accepted in India, has not disclosed the information required to be disclosed in terms of Regulation 33 of the SEBI (Listing Obligations and Disclosure Requirements) Regulations, 2015, as amended, including the manner in which it is to be disclosed, or that it contains any material misstatement.

For **DELOITTE HASKINS & SELLS LLP**
Chartered Accountants
(Firm's Registration No. 117366W/W-100018)



Ganesh Balakrishnan
(Partner)
(Membership No. 201193)
(UDIN: 22201193BAMYEP8451)

Place: Hyderabad
Date: October 21, 2022