

TAAL Enterprises Limited

Reg. Office: AKR Tech Park, 3rd Floor, C Block, Sy # 112 Krishna Reddy Industrial Area,
7th Mile Hosur Road, Singasandra, Bangalore South, Bangalore-560068, Karnataka, India
Phone: 080-67300215, Website: www.taalent.co.in; E-mail: secretarial@taalent.co.in
CIN: L74110KA2014PLC176836

TEL/SEC/2024-25

November 12, 2024

To,
Listing Department
BSE Ltd.,
Phiroze Jeejeebhoy Towers,
Dalal Street, Fort,
Mumbai - 400 001
Scrip Code - 539956

Dear Sir / Madam,

Subject: Disclosure under Regulation 30 of SEBI (Listing Obligations & Disclosure Requirements) Regulations, 2015-Outcome of the Meeting

Pursuant to Regulation 30 of SEBI (Listing Obligations and Disclosure Requirements), Regulations, 2015 ('SEBI Listing Regulations'), we wish to inform you that the Board of Directors of the Company at their meeting held today, has inter alia:

- (i) Considered and approved the Un-audited Financial Results (Standalone and Consolidated) of the Company for the quarter and half year ended September 30, 2024 and took on record Limited Review Report issued by the Statutory Auditors of the Company.

Enclosing the aforesaid results along with Auditor's Limited Review Report.

- (ii) With reference to our communication vide letter dated August 23, 2024, we wish to inform you that the Board of Directors of the Company at their meeting held today on November 12, 2024, has inter-alia also considered and approved the request received by the Company for re-classification of the 'Promoter Group' category to the 'Public' category of M/s Laurus Tradecon Pvt. Ltd. in accordance with Regulation 31A of the Listing Regulations, subject to approval from Stock Exchanges where the equity shares of the Company are listed namely, BSE Limited.
- (iii) The appointment of Aditya Shashikant Oza as a Company Secretary and Compliance Officer of the Company with effect from November 15, 2024 on the basis of recommendation received from Nomination and Remuneration Committee of the Company;

TAAL Enterprises Limited

Reg. Office: AKR Tech Park, 3rd Floor, C Block, Sy # 112 Krishna Reddy Industrial Area,
7th Mile Hosur Road, Singasandra, Bangalore South, Bangalore-560068, Karnataka, India
Phone: 080-67300215, Website: www.taalent.co.in; E-mail: secretarial@taalent.co.in
CIN: L74110KA2014PLC176836

Pursuant to Regulation 30(5) of the Listing Regulation, the Board has authorized the following Key Managerial Personnel to determine and disseminate the materiality of an event or information to the stock exchange in addition to the existing:

Sr. No.	Name of Key Managerial Personnel (KMP)	Designation	Contact Details
1.	CS Aditya Shashikant Oza	Company Secretary and Compliance Officer (w.e.f November 15, 2024)	TAAL ENTERPRISES LIMITED Registered office Address: AKR Tech Park, 3rd Floor, C Block, Sy # 112 Krishna Reddy Industrial Area, 7th Mile Hosur Road, Singasandra, Bangalore South, Bangalore 560068, Karnataka, India. Contact: 044 4350 8393 E-mail: secretarial@taalent.co.in

Disclosure pursuant to Regulation 30 of the SEBI (LODR) Regulations, 2015 read with circular No. CIR/CFD/CMD/4/2015 dated 9th September, 2015 is enclosed herewith.

The aforesaid Board Meeting commenced at 12:00 p.m. and concluded at 5:30 p.m. on November 12, 2024.

Kindly take the same on your record and oblige.

Thanking you,

Yours faithfully,

For **TAAL Enterprises Limited**

SUDISHKUMAR Digitally signed by
R KUTTAPPAN NAIR SUDISHKUMAR
KUTTAPPAN NAIR
Date: 2024.11.12
17:52:58 +05'30'
Sudish Kumar Kuttappan Nair
Chief Financial Officer

TAAL Enterprises Limited

Reg. Office: AKR Tech Park, 3rd Floor, C Block, Sy # 112 Krishna Reddy Industrial Area,
7th Mile Hosur Road, Singasandra, Bangalore South, Bangalore-560068, Karnataka, India
Phone: 080-67300215, Website: www.taalent.co.in; E-mail: secretarial@taalent.co.in
CIN: L74110KA2014PLC176836

Annexure

Disclosure pursuant to Regulation 30 of the SEBI (LODR) Regulations, 2015 read with circular No. CIR/CFD/CMD/4/2015 dated 9th September, 2015.

Particulars	Details
Name	CS Aditya Shashikant Oza
Reason for change	Appointment as Company Secretary and Compliance Officer of the company (Whole-Time Key Managerial Personnel)
Date of Appointment	CS Aditya Oza has been appointed as Company Secretary and Compliance Officer with effect from November 15, 2024
Brief Profile	CS Aditya Oza (ACS 75104) Associate Member of the Institute of Company Secretaries of India and has also completed his graduation in Commerce (B.com) & Law (LL.B).
Disclosure of relationships between Directors (in case of appointment of a Director)	Not Applicable

Independent Auditor's Review Report on Standalone Unaudited Quarterly and Year to Date Financial Results of the Company Pursuant to the Regulation 33 of the SEBI (Listing Obligations and Disclosure Requirements) Regulations, 2015 (as amended)

To The Board of Director of TAAL Enterprises Limited

1. We have reviewed the accompanying Statement of Standalone Unaudited Financial Results of TAAL Enterprises Limited ("the Company"), for the quarter ended and six months ended 30 September 2024, ("the Statement") attached herewith, being submitted by the Company pursuant to the requirement of Regulation 33 of the SEBI (Listing Obligations and Disclosure Requirements) Regulations, 2015, as amended. The statement has been initiated by us for identification purposes.
2. This Statement, which is the responsibility of the Company's Management and approved by the Company's Board of Directors, has been prepared in accordance with the recognition and measurement principles laid down in the Indian accounting Standard 34 "Interim Financial Reporting" ("Ind AS 34"), prescribed under Section 133 of the Companies Act, 2013 read with relevant rules issued thereunder and other accounting principles generally accepted in India. Our responsibility is to express a conclusion on the Statement based on our review.
3. We conducted our review of the Statement in accordance with the Standard on Review Engagements (SRE) 2410 'Review of Interim Financial Information Performed by the Independent Auditor of the Entity', issued by the Institute of Chartered Accountants of India (ICAI). This standard requires that we plan and perform the review to obtain moderate assurance as to whether the Statement is free from material misstatement. A review of interim financial information consists of making inquiries, primarily of the Company's personnel responsible for financial and accounting matters and applying analytical and other review procedures. A review is substantially less in scope than an audit conducted in accordance with Standards on Auditing specified under section 143(10) of the Companies Act, 2013 and consequently does not enable us to obtain assurance that we would become aware of all significant matters that might be identified in an audit. Accordingly, we do not express an audit opinion.
4. Based on our review conducted as stated in paragraph 3 above, nothing has come to our attention that causes us to believe that the accompanying Statement, prepared in accordance with the recognition and measurement principles laid down in the aforesaid Indian Accounting Standard and other accounting principles generally accepted in India, has not disclosed the information required to be disclosed in terms of Regulation



V. P. Thacker & Co.

33 of the SEBI (Listing Obligations and Disclosure Requirements) Regulations, 2015, as amended, including the manner in which it is to be disclosed, or that it contains any material misstatement.

For V. P. Thacker & Co.

Chartered Accountants

Firm Registration No. 118696W



Abuali Darukhanawala

Partner

Membership No. 108053

UDIN: 24108053BKCAEL3095

Place: Mumbai

Date : 12th November, 2024

TAAL ENTERPRISES LIMITED

Regd. Office : AKR Tech Park, 3rd Floor, C Block, Sy # 112 Krishna Reddy Industrial Area, 7th Mile, Hosur Road,
Singasandra, Bangalore South, Bangalore, Karnataka 560068 India
Phone : +91 80 67300215, E-mail : secretarial@taalent.co.in, Web : www.taalent.co.in, CIN: L74110KA2014PLC176836
STATEMENT OF STANDALONE FINANCIAL RESULTS FOR THE QUARTER AND HALF YEAR ENDED SEPTEMBER 30, 2024

		(INR. In Lakhs, unless otherwise stated)					
Sr. No.	Particulars	Quarter ended			Half-Year ended		
		30-Sep-24	30-Sep-23	30-Jun-24	30-Sep-24	30-Sep-23	Year ended 31-Mar-24
		(Unaudited)	(Unaudited)	(Unaudited)	(Unaudited)	(Unaudited)	(Audited)
1	Income						
	Revenue from operations	-	-	-	-	-	-
	Other income	928.91	247.80	40.69	969.60	256.72	345.07
	Total income	928.91	247.80	40.69	969.60	256.72	345.07
2	Expenses						
	(a) Employee benefits expense	9.03	11.41	9.51	18.55	21.80	31.25
	(b) Finance costs	0.90	1.49	1.00	1.90	3.34	5.04
	(c) Depreciation and amortisation expense	5.64	6.25	5.64	11.28	8.49	21.87
	(d) Other Expenses	14.16	9.93	12.62	26.78	21.54	61.96
	Total expenses (a to d)	29.73	29.08	28.77	58.51	55.17	120.12
3	Profit / (Loss) before exceptional items and tax (1 - 2)	899.18	218.72	11.92	911.09	201.55	224.95
	Exceptional items- Written off of Assets						
	Investment in Subsidiary	-	-	-	-	-	-
4	Exceptional items	-	-	-	-	-	-
5	Profit / (Loss) before tax (3 - 4)	899.18	218.72	11.92	911.09	201.55	224.95
6	Income tax expense						
a	Current tax	24.95	51.33	1.45	26.40	51.33	53.32
b	Adjustment relating to earlier years	-	-	-	-	-	1.69
c	Adjustments for earlier years	-	-	-	-	-	-
d	Dividend Distribution Tax (pertaining to dividends paid by the partly owned subsidiary to the Company)	-	-	-	-	-	-
e	Deferred tax	2.01	-	5.27	7.28	-	4.16
7	Total income tax expense (a to b)	26.96	51.33	6.72	33.68	51.33	59.17
8	Profit / (Loss) for the period after tax (5 - 7)	872.22	167.38	5.21	877.41	150.22	165.78
9	Other Comprehensive Income (OCI), net of tax						
	<i>Other comprehensive income not to be reclassified to profit or loss in subsequent periods</i>						
	Re-measurement gains/ (losses) on defined benefit plans	-	-	-	-	-	-
	Income tax effect	-	-	-	-	-	-
	Other Comprehensive Income for the period	-	-	-	-	-	-
10	Total Comprehensive Income / (loss) for the period (8+9)	872.22	167.38	5.21	877.41	150.22	165.78
11	Paid-up equity share capital (Face value of Rs. 10/- each)	311.63	311.63	311.63	311.63	311.63	311.63
	Reserves (excluding revaluation reserve)	1,532.90	1,419.00	1,439.70	1,532.90	1,419.00	1,434.58
12	Earnings / (Loss) per share (of Rs 10/- each) (not annualised):						
	(a) Basic earnings / (loss) per share (INR)	27.99	5.37	0.17	28.16	4.82	5.32
	(b) Diluted earnings / (loss) per share (INR)	27.99	5.37	0.17	28.16	4.82	5.32
See accompanying notes to the financial results							

8




Notes to the standalone financial results:

- 1 The above financial results of TAAL Enterprises Limited ("The Company") has been prepared in accordance with Indian Accounting Standards - IND AS 34 "Interim Financial Reporting" as prescribed under Section 133 of the Companies Act, 2013 read with Rule 3 of the Companies (Indian Accounting Standards) Rules 2015 and SEBI Circular No. CIR/CFD/FAC/62/2016 dated 5 July 2016.
- 2 The Company is primarily engaged in Charter business. As such there is no separate reportable segment as per Ind AS 108 'Operating Segments' and no further segment disclosures are required.
- 3 The Company petition seeking sanction of the Scheme of Amalgamation of TAAL Tech India Private Limited (Transferor Company) with TAAL Enterprises Limited (Transferee Company) is pending for approval of the National Company Law Tribunal, Bengaluru Bench. The order is awaited.
- 4 This Statement has been reviewed by the Audit Committee and approved by the Board of Directors at its meeting held on November 12, 2024.
- 5 The figures for the previous period have been regrouped wherever necessary.

Date: November 12, 2024
Place: Mumbai

For TAAL Enterprises Limited


Saliil Taneja
Whole-Time Director





TAAL ENTERPRISES LIMITED

Regd. Office : AKR Tech Park, 3rd Floor, C Block, Sy # 112 Krishna Reddy Industrial Area, 7th Mile, Hosur Road,
Singasandra, Bangalore South, Bangalore, Karnataka 560068 India


Phone : +91 80 67300215, E-mail : secretarial@taalent.co.in, Web : www.taalent.co.in, CIN: L74110KA2014PLC176836

STATEMENT OF STANDALONE ASSETS & LIABILITIES AS AT SEPTEMBER 30, 2024

(INR. In Lakhs, unless otherwise stated)

	As at September 30, 2024	As at March 31, 2024
ASSETS		
Non-current assets		
Property, plant and equipment	38.53	45.66
Right to use assets	21.43	25.57
Financial assets		
Investments	85.00	85.00
Other financial Assets	97.23	74.70
Total Non-current assets	242.19	230.93
Current assets		
Financial assets		
Investments	300.08	267.84
Cash and cash equivalents	47.00	31.94
Bank balances other than cash and cash equivalent	1,269.57	1,222.29
Current tax assets (net)	94.93	1.41
Other current assets	51.87	102.48
Total Current assets	1,763.45	1,625.96
Total Assets	2,005.64	1,856.89
EQUITY AND LIABILITIES		
Equity		
Equity share capital	311.63	311.63
Other equity	1,532.90	1,434.58
Total equity	1,844.53	1,746.21
Liabilities		
Non-current liabilities		
Lease liabilities	24.94	25.03
Deferred tax liabilities (net)	11.44	4.16
Total Non-current liabilities	36.38	29.19
Current liabilities		
Financial liabilities		
Borrowings	-	-
Trade payables	0.79	-
Other financial liabilities	96.51	76.66
Lease liabilities	-	3.47
Other current liabilities	1.03	1.36
Current tax liabilities (net)	26.40	-
Total Current liabilities	124.73	81.49
Total Liabilities	161.11	110.68
Total equity and Liabilities	2,005.64	1,856.89

A



TAAL ENTERPRISES LIMITED

Regd. Office : AKR Tech Park, 3rd Floor, C Block, Sy # 112 Krishna Reddy Industrial Area, 7th Mile, Hosur Road,
Singasandra, Bangalore South, Bangalore, Karnataka 560068 India
Phone : +91 80 67300215, E-mail : secretarial@taalent.co.in, Web : www.taalent.co.in, CIN: L74110KA2014PLC176836
STATEMENT OF STANDALONE CASH FLOWS FOR THE HALF YEAR ENDED SEPTEMBER 30, 2024

(INR. In Lakhs, unless otherwise stated)

Particulars	Half -Year ended	Year ended
	September 30, 2024	March 31, 2024
Cash flow from operating activities		
Profit/ (loss) before tax	911.07	224.95
Adjustments for:		
Depreciation	11.28	21.87
Impairment of Investment in Subsidiary	-	-
Dividend income	(892.50)	-
Interest income	(77.10)	(83.05)
Lease Liability	5.41	4.15
Gain on changes in fair value of investments (mutual funds)	-	(25.60)
Operating profit/ (loss) before working capital changes	(41.84)	142.32
Changes in working capital		
Increase / (decrease) in trade and other payables	(2.96)	(236.84)
Decrease/ (increase) in trade and other receivables	(1.18)	(46.10)
Cash generated from/ (used in) operations	(45.98)	(140.62)
Income tax paid	(99.18)	95.35
Net cash flow from/ (used in) operating activities (A)	(145.16)	(45.27)
Cash flow from investing activities		
Capital Return from Subsidiary	-	-
Payment for property, plant and equipment and intangible assets	-	(57.16)
Movement in other bank balances	(47.28)	(142.29)
Repayment of loans given	-	-
Dividend income from Subsidiary	892.50	-
Interest income	77.09	83.05
Net cash flow from investing activities (B)	922.31	(116.40)
Cash flow from financing activities		
Lease payments	(5.41)	(10.40)
Dividend paid	(756.67)	-
Net cash flow from/ (used in) financing activities (C)	(762.08)	(10.40)
Net increase in cash and cash equivalents (A+B+C)	15.06	(172.06)
Cash and cash equivalents at the beginning of the Period/year	31.94	204.00
Cash and cash equivalents for end of the Period/year	47.00	31.94
Cash and cash equivalents comprise		
Balances with banks		
On current accounts	47.00	31.94
Cash on hand	-	-
Total cash and bank balances at the end of the year	47.00	31.94

J



INDEPENDENT AUDITOR'S REVIEW REPORT ON REVIEW OF INTERIM CONSOLIDATED FINANCIAL RESULTS

TO THE BOARD OF DIRECTOR OF TAAL ENTERPRISES LIMITED

1. We have reviewed the Consolidated Unaudited Financial Results of TAAL Enterprises Limited ("the Parent"), and its subsidiaries (the Parent and its subsidiaries together referred to as "the Group") for the quarter and six months ended 30 September 2024, ("the Results"), ("Consolidated Results") included in the accompanying Statement of Unaudited Standalone and Consolidated Financial Results for quarter and six months ended 30 September 2024 ("the Statement"), being submitted by the Parent pursuant to the requirement of Regulation 33 and 52 of the SEBI (Listing Obligations and Disclosure Requirements) Regulations, 2015, as amended.
2. The Consolidated Results included in this Statement, which is the responsibility of the Parent's Management and approved by the Parent's Board of Directors, has been prepared in accordance with the recognition and measurement principles laid down in the Indian Accounting Standard 34 "Interim Financial Reporting" ("Ind AS 34"), prescribed under Section 133 of the Companies Act, 2013 read with relevant rules issued thereunder and other accounting principles generally accepted in India. Our responsibility is to express a conclusion on the Consolidated Results in the Statement based on our review.
3. We conducted our review of the Consolidated Results included in the Statement in accordance with the Standard on Review Engagements (SRE) 2410 'Review of Interim Financial Information Performed by the Independent Auditor of the Entity', issued by the Institute of Chartered Accountants of India (ICAI). A review of interim financial information consists of making inquiries, primarily of the Parent's personnel responsible for financial and accounting matters and applying analytical and other review procedures. A review is substantially less in scope than an audit conducted in accordance with Standards on Auditing specified under section 143(10) of the Companies Act, 2013 and consequently does not enable us to obtain assurance that we would become aware of all significant matters that might be identified in an audit. Accordingly, we do not express an audit opinion.

We also performed procedures in accordance with the circular issued by SEBI under Regulation 33(8) of the SEBI (Listing Obligations and Disclosure Requirements) Regulations, 2015, as amended, to the extent applicable.

4. The Consolidated Results included in the Statement includes the results of the Parent and the following entities:
 - i. Includes the results of the following entities:
 - a) TAAL Tech India Private LimitedIncluding step down subsidiaries of TAAL Tech India Private Limited i.e.
 - a) TAAL Technologies Inc., USA
 - b) TAAL Tech GmbH, Switzerland.
 - c) TAAL Tech UK Limited

V. P. Thacker & Co.

5. We have not reviewed the interim financial information of three step down subsidiaries included in the consolidated financial results, whose interim financial information reflect total assets of Rs. 2,273.56 lakh as at September 30, 2024 and total revenues of Rs. 178.07 lakh and Rs. 535.57 lakh, total net profit after tax of Rs. 62.54 lakh and Rs. 186 lakh, total comprehensive income of Rs. 69.87 lakh and Rs. 200.68 lakh for the quarter and six months ended September 30, 2024 respectively, and cash flows of Rs. 550.7 lakh as considered in the respective consolidated audited interim financial results of the entities included in the Group. These interim financial results have been furnished to us by the management and conclusion on the statement, in so far as it relates to the amounts and disclosures included in respect of these subsidiaries is based solely on such management prepared unaudited results. According to the information and explanations given to us by the management, these interim financial statements are not material to the group.

Our conclusion on the Consolidated Results included in the Statement is not modified in respect of the above matter.

6. Based on our review conducted and procedures performed as stated in paragraph 3, nothing has come to our attention that causes us to believe that the Consolidated Results included in the accompanying Statement, prepared in accordance with the recognition and measurement principles laid down in the aforesaid Indian Accounting Standard and other accounting principles generally accepted in India, has not disclosed the information required to be disclosed in terms of Regulation 33 of the SEBI (Listing Obligations and Disclosure Requirements) Regulations, 2015, as amended, including the manner in which it is to be disclosed, or that it contains any material misstatement.

For V. P. Thacker & Co.

Chartered Accountants

Firm Registration No. 118696W



Abuali Darukhanawala

Partner

Membership No. 108053

UDIN: 24108053BKCAEK1795

Place: Mumbai

Date : 12th November, 2024


TAAL ENTERPRISES LIMITED

Regd. Office : AKR Tech Park, 3rd Floor, C Block, Sy # 112 Krishna Reddy Industrial Area, 7th Mile Hosur Road Singasandra, Bangalore South Bangalore, Karnataka 560068 India
Phone: +91 80 67300215; E-mail: secretarial@taalent.co.in; Web: www.taalent.co.in; CIN: L74110KA2014PLC176836

STATEMENT OF CONSOLIDATED FINANCIAL RESULTS FOR THE QUARTER AND HALF YEAR ENDED SEPTEMBER 30, 2024

Sr. No.	Particulars	Quarter ended			Half Year Ending		Year ended
		Sep 30, 2024	Sep 30, 2023	Jun 30, 2024	Sep 30, 2024	Sep 30, 2023	Mar 31, 2024
		(Unaudited)	(Unaudited)	(Unaudited)	(Unaudited)	(Unaudited)	(Audited)
1	Income						
	Revenue from operations	4,911.59	4,798.31	4,797.19	9,708.78	9,628.66	18,686.58
	Other income	422.91	430.36	278.14	701.05	539.19	1,144.01
	Total income	5,334.50	5,228.67	5,075.33	10,409.83	10,167.85	19,830.59
2	Expenses						
a	Employee benefits expense	2,758.42	2,919.84	2,863.36	5,621.79	5,733.37	11,383.29
b	Finance costs	8.24	30.55	23.10	31.34	65.34	184.65
c	Depreciation and amortisation expense	126.55	154.30	145.23	271.79	295.39	632.56
d	Other expenses	454.55	638.15	523.05	977.61	1,349.66	2,604.03
	Total expenses (a to d)	3,347.76	3,742.84	3,554.74	6,902.53	7,443.76	14,804.53
3	Profit / (Loss) before exceptional items and tax (1 - 2)	1,986.74	1,485.83	1,520.59	3,507.30	2,724.09	5,026.06
4	Income tax expense						
a	Current tax	523.49	403.49	396.97	920.46	734.02	1,283.94
b	Deferred tax	10.52	(12.57)	47.33	57.85	43.68	25.22
c	Adjustments for earlier years	-	-	-	-	-	1.69
5	Total income tax expense (a to c)	534.01	390.92	444.30	978.31	777.70	1,310.85
6	Profit / (Loss) for the period after tax (3 - 5)	1,452.73	1,094.91	1,076.29	2,528.99	1,946.39	3,715.21
7	Other Comprehensive Income/ (loss) (OCI), net of tax						
	<i>Other comprehensive income to be reclassified to profit or loss in subsequent periods</i>						
	Exchange differences in translating the financial statements of a foreign operation	7.34	67.24	7.35	14.68	27.45	32.29
	<i>Other comprehensive income not to be reclassified to profit or loss in subsequent periods</i>						
	Re-measurement gains/ (losses) on defined benefit plans	-	-	-	-	-	11.76
	OCI on forward Contract	(108.12)	16.76	3.97	(104.15)	64.11	55.08
	Others	-	-	-	-	-	-
	Income tax effect	-	-	-	-	-	-
		(108.12)	16.76	3.97	(104.15)	64.11	66.84
	Other Comprehensive Income / (Loss) for the period	(100.78)	84.00	11.32	(89.47)	91.56	99.13
8	Total Comprehensive Income / (loss) for the period (6+8)	1,351.95	1,178.91	1,087.60	2,439.52	2,037.95	3,814.34
	<i>Profit attributable to :</i>						
	Equity Shareholders of Parent	1452.73	1094.91	1076.29	2,528.99	1,946.39	3,715.21
	Non Controlling Interest	-	-	-	-	-	-
	<i>Other Comprehensive Income attributable to :</i>						
	Equity Shareholders of Parent	(100.78)	84.00	11.32	(89.47)	91.56	99.13
	Non Controlling Interest	-	-	-	-	-	-
	Total Comprehensive Income attributable to :						
	Equity Shareholders of Parent	1,351.95	1,178.91	1,087.60	2,439.52	2,037.95	3,814.34
	Non Controlling Interest	-	-	-	-	-	-
9	Paid-up equity share capital (Face value of INR 10/- each)	311.63	311.63	311.63	311.63	311.63	311.63
10	Earnings / (Loss) per share (of INR 10/- each) (not annualised):						
	(a) Basic earnings / (loss) per share (INR)	46.62	35.13	34.54	81.15	62.46	119.22
	(b) Diluted earnings / (loss) per share (INR)	46.62	35.13	34.54	81.15	62.46	119.22
	See accompanying notes to the consolidated financial results						

A



Notes to the consolidated financial results:

- 1 The above financial results of TAAL Enterprises Limited ("The Company") has been prepared in accordance with Indian Accounting Standards - IND AS 34 "Interim Financial Reporting" as prescribed under Section 133 of the Companies Act, 2013 read with Rule 3 of the Companies (Indian Accounting Standards) Rules 2015 and SEBI Circular No. CIR/CFD/FAC/62/2016 dated 5 July 2016.
- 2 The Company is primarily engaged in Charter business. As such there is no separate reportable segment as per Ind AS 108 'Operating Segments' and no further segment disclosures are required.
- 3 The figures for the quarter ended March 31, 2024 are the balancing figures in respect of full financial year and year to end figures upto the third quarter of the relevant financial year.
- 4 The Company petition seeking sanction of the Scheme of Amalgamation of TAAL Tech India Private Limited (Transferor Company) with TAAL Enterprises Limited (Transferee Company) is pending for approval of the National Company Law Tribunal, Bengaluru Bench. The order is awaited.
- 5 Previous period figures have been re-grouped, re-arranged and re-classified wherever necessary to make them comparable with figures of current period.
- 6 This Statement has been reviewed by the Audit Committee and approved by the Board of Directors at its meeting held on November 12, 2024.

Place: Mumbai
Date: November 12, 2024

For TAAL Enterprises Limited


Sali Taneja
Whole Time Director





TAAL Enterprises Limited		
Consolidated Balance Sheet as at Sep 30, 2024		
(All amounts in INR in lakhs, unless otherwise stated)		
	As at Sep 30, 2024	As at March 31, 2024
ASSETS		
Non-current assets		
Property, plant and equipments	313.26	420.61
Intangible assets	56.76	19.12
Right of use assets	366.65	575.41
Financial assets		
Other financial assets	251.53	282.64
Deferred tax asset (net)	112.26	170.11
Other non-current assets	-	10.28
Total Non-current assets	1,100.46	1,478.17
Current assets		
Financial assets		
Investments	8,129.23	5,991.44
Trade receivables	3,245.00	3,850.63
Cash and cash equivalents	2,098.62	2,018.11
Bank balances other than cash and cash equivalents	4,590.23	4,282.09
Loans	-	-
Other financial assets	902.17	677.60
Current tax assets (net)	94.93	-
Other current assets	490.48	732.87
Total Current assets	19,550.66	17,552.74
Total Assets	20,651.12	19,030.91
EQUITY AND LIABILITIES		
Equity		
Equity share capital	311.63	311.63
Other equity	17,576.35	15,915.90
Total Equity	17,887.98	16,227.53
Liabilities		
Non-current liabilities		
Financial liabilities		
Lease liabilities	452.59	325.02
Provisions	32.25	28.84
Total Non-current liabilities	484.84	353.86
Current liabilities		
Financial liabilities		
Trade payables	91.90	117.19
Lease liabilities	-	355.31
Other financial liabilities	1,053.03	1,111.01
Provisions	62.56	59.02
Other current liabilities	83.08	107.08
Current tax liabilities (net)	987.73	699.91
Total Current liabilities	2,278.30	2,449.52
Total Liabilities	2,763.14	2,803.38
Total Equity and Liabilities	20,651.12	19,030.91

J



TAAL ENTERPRISES LIMITED

Regd. Office : AKR Tech Park, 3rd Floor, C Block, Sy # 112 Krishna Reddy Industrial Area, 7th Mile, Hosur Road,
Singasandra, Bangalore South, Bangalore, Karnataka 560068 India

Phone: +91 80 67300215; E-mail: secretarial@taalent.co.in; Web: www.taalent.co.in; CIN: L74110KA2014PLC176836

STATEMENT OF CONSOLIDATED CASH FLOW FOR HALF YEAR ENDED SEPTEMBER 30, 2024

(INR in lakhs, unless otherwise stated)

Particulars	Half year ended	Year ended
	30 September 2024	31 March 2024
Cash flow from operating activities		
Profit before tax	3507.31	5026.06
Adjustments for:		
Depreciation, amortization and impairment	271.79	632.56
Dividend income from subsidiary	-	(255.62)
Gain on changes in fair value of investments (Mutual funds)	(46.49)	0.00
Income from sale of investments / Assets	-	114.10
Interest expense	28.80	(338.93)
Interest income	(169.29)	4.15
Interest income on security deposits	(12.95)	(25.41)
Interest Income on debentures	(528.82)	0.00
Income on sale of asset	-	(194.09)
Gain on re-measurement of Liability towards Buy back of shares	-	(6.29)
Lease liability - Ind AS	5.41	0.00
Unrealised foreign exchange loss	0.00	0.00
Operating profit / (loss) before working capital changes	3055.76	4956.53
Changes in working capital		
Decrease/ (increase) in trade and other receivables	1216.15	(130.71)
Increase / (decrease) in trade payables	(16.74)	(312.55)
Increase / (decrease) in other non-current financial liabilities		
Cash generated from / (used in) operations	4255.17	4513.27
Income tax paid	(657.88)	(1072.31)
Net cash flow from / (used in) operating activities (A)	3597.29	3440.96
Cash flow from investing activities		
Payment for property, plant and equipment and intangible assets	(61.73)	(288.85)
Proceeds from sale of assets	-	0.00
Purchase of investments	(6476.00)	(4390.82)
Proceeds from sale of investments	4203.00	1053.42
Movement in other Bank balances	(308.14)	45.81
Dividend income from subsidiary	(89.25)	0.00
Investment In Subsidiary	(22.50)	0.00
Interest/ Income received from Investments	406.26	481.16
Net cash flow from / (used in) investing activities (B)	(2348.36)	(3099.28)
Cash flow from financing activities		
Lease payments	(426.41)	(411.44)
Addition / (Re-payment) of Security deposits	-	0.00
Payment towards Buyback of Shares (Including tax on Byback)	-	0.00
Dividend paid	(756.67)	0.00
Interest paid	-	0.00
Net cash flow from / (used in) financing activities (C)	(1,183.08)	(411.44)
Net increase / (decrease) in cash and cash equivalents (A+B+C)	65.85	(69.73)
Cash and cash equivalents at the beginning of the year	2018.11	2055.54
Effect of exchange gain on cash and cash equivalents	-	0.00
Foreign currency translation reserve / adjustments	14.66	32.30
Cash and cash equivalents at the end of the year	2098.62	2018.11
Cash and cash equivalents comprise		
Balances with banks		
On current accounts	2098.62	1668.11
Margin money deposits with banks of less than 3 months maturity	-	350.00
Cash on hand	-	0.00
Total cash and bank balances at end of the year	2098.62	2018.11

A



TAAL ENTERPRISES LIMITED

Regd. Office : AKR Tech Park, 3rd Floor, C Block, Sy # 112, Krishna Reddy Industrial Area, 7th Mile, Hosur Road,
Singasandra, Bangalore South, Bangalore, Karnataka - 560068 India

Phone : +91 80 67300215, E-mail : secretarial@taalent.co.in, Web : www.taalent.co.in, CIN: L74110KA2014PLC176836

CONSOLIDATED SEGMENT INFORMATION FOR THE QUARTER AND HALF YEAR ENDED SEPTEMBER 30, 2024

(INR in lakhs, unless otherwise stated)

Sr. No.	Particulars	Quarter ended			Half Year ended		Year ended
		Sep 30, 2024	Sep 30, 2023	Jun 30, 2024	Sep 30, 2024	Sep 30, 2023	March 31, 2024
		(Unaudited)	(Unaudited)	(Unaudited)	(Unaudited)	(Unaudited)	(Audited)
1	Segment revenue						
	(a) Air charter	-	-	-	-	-	-
	(b) Engineering Design Service	4,911.59	4,798.31	4,797.19	9,708.78	9,628.66	19,485.52
	Revenue from operations	4,911.59	4,798.31	4,797.19	9,708.78	9,628.66	19,485.52
2	Segment results						
	Operating Profit/ (Loss)						
	(a) Air charter	900.08	220.21	11.92	912.98	204.90	229.99
	(b) Engineering Design Service	1,987.40	1,296.18	1,531.77	3,518.16	2,584.54	4,980.72
	Total segment profit before interest and tax	2,887.48	1,516.39	1,543.69	4,431.14	2,789.44	5,210.71
	Less: Elimination - Dividend from subsidiary	892.50	-	-	892.50	-	-
	Total segment profit before interest and tax	1,994.98	1,516.39	1,543.69	3,538.64	2,789.44	5,210.71
	Less: Finance cost	8.24	30.55	23.10	31.34	65.34	184.65
	Profit before tax	1,986.74	1,485.84	1,520.59	3,507.30	2,724.10	5,026.06
	Income tax expense	534.01	390.92	444.30	978.31	777.70	1,310.85
	Profit after tax	1,452.72	1,094.92	1,076.29	2,528.99	1,946.40	3,715.21
3	Capital employed						
	(a) Air charter	1,686.74	1,645.64	1,666.42	1,686.74	1,645.64	1,661.21
	(b) Engineering Design Service	16,128.45	12,808.45	15,648.00	16,128.45	12,808.45	14,481.32
	Total capital employed	17,815.19	14,454.09	17,314.42	17,815.19	14,454.09	16,142.53

A

