



3i Infotech[®]
LIMITLESS EXCELLENCE

October 22, 2020

BSE Limited
Sir Phiroze Jeejeebhoy Towers
Dalal Street, Fort,
Mumbai – 400001
Security Code: 532628

National Stock Exchange of India Limited
Exchange Plaza, 5th Floor,
Plot No. C-1, Block G
Bandra Kurla Complex,
Mumbai – 400051
Scrip code: 3IINFOTECH

Dear Sir,

Sub: Outcome of the Board Meeting – SEBI (Listing Obligations and Disclosure Requirements) Regulations, 2015

This is to inform you that the Board of Directors (“the Board”) of the Company at its Meeting held through video conference on October 22, 2020, has approved the Unaudited (Standalone and Consolidated) Financial Results of the Company for the quarter and half year ended September 30, 2020. Please find enclosed herewith a copy of the unaudited Financial Statements of the Company as per Indian Accounting Standards (INDAS) for the quarter and half year ended September 30, 2020 along with Limited review Report thereon as per the prescribed format pursuant to Regulation 33 of the SEBI (Listing Obligations and Disclosure Requirements) Regulations, 2015.

The unaudited Financial Statements of the Company along with Limited Review Report will be made available on the Company’s website www.3i-infotech.com.

At this Meeting, as per the recommendation of the Nomination and Remuneration Committee, the Board of Directors has approved the appointment of Mr. Sandeep Kumar Gupta (DIN- 08911963) as a Nominee Director – Indian Bank on the Board of the Company with immediate effect.

We confirm that Mr. Sandeep Kumar Gupta, who has been appointed as Nominee Director is not debarred from holding the office of director by virtue of any SEBI order or any other such authority. Please find enclosed herewith the brief details of his appointment as prescribed in SEBI LODR.


The Board Meeting commenced at 2:47 p.m. and concluded at 6:15 p.m.

Kindly take the above on record and acknowledge receipt.

Thanking you,

Yours faithfully,

For 3i Infotech Limited


Rajeesh Limaye
Company Secretary





3i Infotech®
LIMITLESS EXCELLENCE

Encl: As above

Annexure

Details under Regulation 30 of the SEBI (Listing Obligations and Disclosure Requirements) Regulations, 2015 read along with SEBI Circular CIR/CFD/CMD/4/2015 dated September 20, 2015

Sr. No.	Details of events that need to be provided	Information of such event
1	Reason for change viz. appointment, resignation, removal, death or otherwise	In terms of the Master Restructuring Agreement signed with the Lenders under CDR Package, Indian Bank, has nominated, Mr. Sandeep Kumar Gupta (DIN – 08911963) as a Nominee Director on the Board of the Company.
2	Date of appointment/cessation (as applicable) & term of appointment	October 22, 2020 As a Nominee Director (Indian Bank)
3	Brief profile (in case of appointment);	<p>Mr. Sandeep Kumar Gupta is science graduate, CAIIB and holds Diploma in Computer Science. He has a rich banking experience of more than three and half decades in banking industry. He has extensively worked in the field for more than 15 years as Branch Head of various branches including Corporate Branch New Delhi Main. He performed duties in various capacities in different parts of the country which includes Zonal Manager Karnal, Patna, and Bangalore. Thus he possesses more than four years' experience as Zonal Manager and FGM. He is an astute and hardcore banker with field level experience and successfully led the largest and most critical states like Maharashtra, Gujarat, Delhi, Bihar, Jharkand, Haryana, Telengana and Karnataka. He has been instrumental in bringing positive structural and cultural changes. He took many new initiatives in forming different verticals in field. He has undergone some very prestigious training programmes in India. His main areas of interest are credit, including Corporate Credit and Foreign Exchange.</p> <p>In the present assignment as FGM, Mumbai, he has played key role in establishing FGM Office in Mumbai. He successfully effected harmonial amalgamation of Allahabad Bank with Indian Bank in FGM Mumbai Span. He is incharge of six zones and responsible for business growth, maintenance of asset quality and compliance with regulatory guidelines. He enjoys good relationship with Corporate Customers and retail customers and maintains good industrial relations.</p>
Sr. No.	Details of events that need to be provided	Information of such event



3i Infotech Limited

CIN: L67120MH1993PLC074411

T: +91 22 7123 8000 F: +91 22 7123 8310 W: www.3i-infotech.com

A: Tower # 5, 3rd to 6th Floors, International Infotech Park, Vashi, Navi Mumbai-400 703, India



3i Infotech®
LIMITLESS EXCELLENCE

4	Disclosure of relationships between directors (in case of appointment of a director)	Mr. Sandeep Kumar Gupta (DIN- 08911963) is not related to any director of the Company.
---	--	--



Independent Auditor's Limited Review Report on Unaudited quarterly and Year-to-date Consolidated financial results of 3i Infotech Limited pursuant to the Regulation 33 of the SEBI (Listing Obligations and Disclosure Requirements) Regulations, 2015

To The Board of Directors 3i Infotech Limited

1. We have reviewed the accompanying Statement of unaudited consolidated financial results of **3i Infotech Limited** ("the Parent"), its subsidiaries (the Parent and its subsidiaries together referred to as "the Group") and its share of the net profit/(loss) after tax and total comprehensive income/(loss) of its joint venture for the quarter ended September 30, 2020 and for the period from April 1, 2020 to September 30, 2020 ("the statement"), being submitted by the Parent pursuant to the requirement of Regulation 33 of the SEBI (Listing Obligations and Disclosure Requirements) Regulations, 2015, as amended ("Listing Regulations") read with circular (Circular No. CIR/CFD/CMD1/44/2019 dated March 29, 2019) issued by the SEBI under Regulation 33 (8) of the SEBI (Listing Obligations and Disclosure Requirements) Regulations, 2015, as amended, to the extent applicable.
2. This Statement, which is the responsibility of the Parent's Management and approved by the Parent's Board of Directors, has been prepared in accordance with the recognition and measurement principles laid down in Indian Accounting Standard 34 "Interim Financial Reporting" ("Ind AS 34"), prescribed under Section 133 of the Companies Act, 2013, and other accounting principles generally accepted in India. Our responsibility is to express a conclusion on the Statement based on our review.
3. We conducted our review of the Statement in accordance with the Standard on Review Engagements (SRE) 2410 "Review of Interim Financial Information Performed by the Independent Auditor of the Entity", issued by the Institute of Chartered Accountants of India. A review of interim financial information consists of making inquiries, primarily of persons responsible for financial and accounting matters, and applying analytical and other review procedures. A review is substantially less in scope than an audit conducted in accordance with Standards on Auditing and consequently does not enable us to obtain assurance that we would become aware of all significant matters that might be identified in an audit. Accordingly, we do not express an audit opinion.



4. The Statement includes the results of the following entities:

Sr. No.	Subsidiaries reviewed:
1	3i Infotech Consultancy Services Limited
2	3i Infotech BPO Limited
3	Professional Access Software Development Private Limited
4	3i Infotech Inc
5	3i Infotech (Middle East) FZ LLC
6	3i Infotech Asia Pacific Pte Limited
7	3i Infotech SDN BHD
8	3i Infotech (Thailand) Limited
9	3i Infotech Software Solutions LLC
Sr. No.	Subsidiaries not reviewed:
1	3i Infotech Services SDN BHD
2	3i Infotech (UK) Limited
3	3i Infotech (Western Europe) Group Limited
4	3i Infotech (Western Europe) Holdings Limited
5	Rhyme Systems Limited
6	3i Infotech Saudi Arabia LLC
7	3i Infotech Holdings Private Limited
8	3i Infotech (Africa) Limited
9	3i Infotech (South Africa) (Pty) Limited
10	Elegon Infotech Limited
11	3i Infotech (Cyprus) Limited (formerly known as Black-Barret Holdings Limited)
12	3i Infotech Netherlands B.V
13	3i Infotech Nigeria Limited
14	3i Infotech (Canada) INC.
Sr. No.	Joint Venture not reviewed
1	Process Central Limited, Nigeria- Joint Venture

5. Based on our review conducted and procedures performed as stated in paragraph 3 above and based on the consideration of the review reports of other auditors referred to in paragraph 8 below, nothing has come to our attention that causes us to believe that the accompanying Statement, prepared in accordance with the recognition and measurement principles laid down in the aforesaid Indian Accounting Standard and other accounting principles generally accepted in India, has not disclosed the information required to be disclosed in terms of Regulation 33 of the SEBI (Listing Obligations and Disclosures Requirements) Regulations, 2015, as amended, including the manner in which it is to be disclosed, or that it contains any material misstatement.



6. Emphasis of Matter

We draw attention to Note No. 4 of the Consolidated Financial Results, which relates to differences in balances of the subsidiary 3i Infotech Saudi Arabia LLC amounting to INR 425 Lakhs due to certain transactions not being considered for consolidation purpose, which the management is in the process of reconciliation.

Our conclusion is not modified in respect of this matter.

7. We have reviewed the interim financial information of 3 subsidiaries included in the statement, whose interim financial information reflects total asset of Rs. 2,352.00 Lakhs as at September 2020, total revenue of Rs. 974.12 Lakhs and Rs. 1,815.17 Lakhs, total net profit after tax of Rs. 111.19 Lakhs and 145.83 Lakhs and total comprehensive income of Rs. 59.13 Lakhs and 162.88 Lakhs for the quarter ended September 30, 2020 and for the period from April 1, 2020 to September 30, 2020 respectively and cash flows (net) of Rs. 206.84 Lakhs for the period from April 1, 2020 to September 30, 2020.

We did not review the interim financial information of 6 subsidiaries included in the statement, whose interim financial information reflects total asset of Rs. 66,845.14 Lakhs as at September 30, 2020, total revenue of Rs. 16,086.36 Lakhs and Rs. 31,453.85 Lakhs, total net profit after tax of Rs. 1,778.55 Lakhs and Rs. 1,837.02 Lakhs and total comprehensive income of Rs. 1,811.59 Lakhs and Rs. 1826.97 Lakhs for the quarter ended September 30, 2020 and for the period from April 1, 2020 to September 30, 2020 respectively and cash flows (net) of Rs. 947.71 Lakhs for the period from April 1, 2020 to September 30, 2020. The interim financial information of these subsidiaries have been reviewed by their respective independent auditors. The independent auditors' reports on financial information of these subsidiaries have been furnished to us by the Management and our conclusion on the Statement, in so far as it relates to the amounts and disclosures included in respect of these subsidiaries, is based solely on the report of such auditors and the procedures performed by us are as stated in paragraph 4 above.

Certain of these subsidiaries are located outside India whose financial information have been prepared in accordance with the accounting principles generally accepted in their respective countries and which have been reviewed by other auditors under generally accepted accounting standards applicable in their respective countries. The Holding Company's management has converted the financial statements of such subsidiaries located outside India from accounting principles generally accepted in their respective countries to accounting principles generally accepted in India. Our conclusion in so far as it relates to the balances and affairs of such subsidiaries located outside India is based on the reports of other auditors and the conversion adjustments prepared by the management of the Company.


We did not review the interim financial information of 14 subsidiaries and 1 Joint venture included in the statement, whose interim financial information reflects total assets of Rs. 7,860.38 Lakhs as at September 30, 2020, total revenue of Rs. 2,389.85 Lakhs and Rs. 4,500.51 lakhs, total net loss after tax of Rs. 649.25 Lakhs and Rs. 914.59 Lakhs and total comprehensive



loss of Rs. 573.44 Lakhs and Rs. 849.92 Lakhs for the quarter ended 30 September, 2020 and for the period April 1, 2020 to September 30, 2020 respectively and cash flows (net) of Rs. (32.79) Lakhs for the period from April 1, 2020 to September 30, 2020. These unaudited financial information have been furnished to us by the Board of Directors and our conclusion on the Consolidated Financial Results, in so far as it relates to the amounts and disclosures included in respect of these subsidiaries and a joint venture is based solely on such unaudited financial information. In our opinion and according to the information and explanations given to us by the Board of Directors, these interim financial information are not material to the Group.

Our conclusion on the Consolidated Financial Results is not modified in respect of the above matters with respect to our reliance on the work done and the reports of the other auditors and the Financial Results/financial information certified by the Board of Directors.

For GMJ & Co
Chartered Accountants
FRN:103429W



Sanjeev Maheshwari

Partner

M. N.38755

UDIN: 20038755AAAADT6009



Place: Mumbai

Date: October 22nd, 2020

Independent Auditor's Limited Review Report on Unaudited Quarterly and Year to Date Standalone Financial Results of 3i Infotech Limited pursuant to the regulation 33 of the SEBI (Listing Obligations and Disclosure Requirements) Regulations, 2015

To The Board of Directors 3i Infotech Limited

1. We have reviewed the accompanying statement of unaudited standalone financial results of **3i Infotech Limited** ("the Company") for the quarter ended September 30, 2020 and year to date from April 1, 2020 to September 30, 2020, being submitted by the company pursuant to requirement of Regulation 33 of the SEBI (Listing Obligations and Disclosure Requirements) Regulations, 2015 as amended ("Listing Regulations") read with circular (Circular No. CIR/CFD/CMD1/44/2019 dated March 29, 2019) issued by the SEBI under Regulation 33 (8) of the SEBI (Listing Obligations and Disclosure Requirements) Regulations, 2015, as amended, to the extent applicable.
2. This statement is the responsibility of the Company's Management and has been approved by the Company's Board of Directors, has been prepared in accordance with the recognition and measurement principles laid down in the Indian Accounting Standard 34 'Interim Financial Reporting' prescribed under section 133 of the Companies Act, 2013 read with relevant rules issued thereunder and other accounting principles generally accepted in India. Our responsibility is to express a conclusion on the statement based on our review.
3. We conducted our review of the Statement in accordance with the Standard on Review Engagements (SRE) 2410 "Review of Interim Financial Information Performed by the Independent Auditor of the Entity", issued by the Institute of Chartered Accountants of India. This standard requires that we plan and perform the review to obtain moderate assurance as to whether the financial statements are free of material misstatement. A review is limited primarily to inquiries of company personnel and analytical procedure applied to financial data and thus provides less assurance than an audit. We have not performed an audit and accordingly, we do not express an audit opinion.
4. Based on our review conducted as above, nothing has come to our attention that causes us to believe that the accompanying statement of unaudited standalone financial results, prepared in accordance with applicable Indian Accounting Standards prescribed under section 133 of Companies Act 2013 read with rules issued thereunder and other recognized accounting practices and policies generally accepted in India, has not disclosed the information required to be disclosed in terms of Regulation 33 of the SEBI (Listing Obligations and Disclosure Requirements) Regulations, 2015, including the manner in which it is to be disclosed, or that it contains any material misstatement.

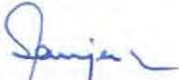


5. Emphasis of Matter

We draw attention to Note No. 4 of the Standalone Financial Results, which relates to differences in balances with the subsidiary 3i Infotech Saudi Arabia LLC amounting to INR 7,469 Lakhs, relating to various previous financial years, for which the company is in the process of obtaining approvals for compliances.

Our conclusion is not modified in respect of this matter.

For GMJ & Co
Chartered Accountants
FRN: 103429W



Sanjeev Maheshwari
Partner
M.No. 038755
UDIN: 20038755AAAADS4583



Place: Mumbai
Date: October 22nd, 2020

CONSOLIDATED



3i Infotech Limited (CIN: L67120MH1993PLC074411)

Regd. office: Tower # 5, 3rd to 6th Floors, International Infotech Park, Vashi, Navi Mumbai 400 703

Email: investors@3i-infotech.com

Website: www.3i-infotech.com

Tel No. 022-7123 8000

Statement of Unaudited Consolidated Financial Results for the quarter and half year ended September 30, 2020

(Rupees in Lakhs) Except EPS

Particulars	Quarter Ended			Year to Date		Year Ended
	(30/09/2020) (Unaudited)	(30/06/2020) (Unaudited)	(30/09/2019) (Unaudited)	(30/09/2020) (Unaudited)	(30/09/2019) (Unaudited)	(31/03/2020) (Audited)
I Revenue from Operations	25,080	23,973	29,615	49,053	57,627	114,132
II Other Income	356	481	241	837	418	1,954
Total Income (I+II) = III	25,436	24,454	29,856	49,890	58,043	116,086
IV Expenses						
(a) Employee benefits expense	16,304	16,556	16,517	32,860	32,403	65,809
(b) Cost of third party products and services	1,680	2,235	5,526	3,915	11,135	17,207
(c) Finance costs (excluding unwinding of discount under Ind AS 109 on Fair Valuation of Preference Share Capital, Foreign Currency Convertible Bonds (FCCBs) and Interest free debts) (See Note 3)	995	999	1,201	1,994	2,441	4,701
(d) Depreciation and amortization expense	506	487	550	993	1,079	1,908
(e) Other expenses	2,750	1,936	2,973	4,696	6,349	13,270
Total Expenses (IV)	22,235	22,213	26,767	44,448	53,407	102,898
V Profit / (Loss) before Forex loss / (gain) and Tax (III-IV)	3,201	2,241	3,089	5,442	4,636	13,190
VI Foreign exchange loss/(gain) (net)	140	(123)	93	17	212	705
VII Profit / (Loss) before Tax (V-VI)	3,061	2,364	2,996	5,425	4,424	12,485
VIII Unwinding of discount under Ind AS 109 on Fair Valuation of Preference Share Capital, Foreign Currency Convertible Bonds (FCCBs) and Interest free debts (See Note 3)	1,164	1,160	1,069	2,324	2,124	4,339
IX Profit / (Loss) before Tax (VII-VIII)	1,897	1,204	1,927	3,101	2,300	8,146
X Tax expense	366	155	464	521	700	1,343
XI Profit / (Loss) for the period (IX-X)	1,531	1,049	1,463	2,580	1,600	6,803
XII Other Comprehensive Income						
A. (i) Other Comprehensive income not to be reclassified to profit and loss	(262)	153	(284)	(109)	(201)	305
(ii) Income tax relating to items that will not be reclassified to profit and loss	17	(23)	5	(8)	6	(7)
XIII Total Comprehensive income for the period (XI+XII)	1,286	1,179	1,185	2,465	1,408	7,100
Profit for the year attributable to:						
Equity holders of the parent	1,531	1,049	1,335	2,580	1,533	6,781
Non-controlling interests	-	-	129	-	87	42
Total comprehensive income for the year attributable to:						
Equity holders of the parent	1,286	1,179	1,056	2,465	1,338	7,058
Non-controlling interests	-	-	129	-	87	42
XIV Paid-up equity share capital (Face value of Rs.10 per share)	161,665	161,665	161,664	161,665	161,664	161,665
XV Earnings per equity share (Rs.)						
Basic & Diluted EPS (on Profit for the period)	0.09	0.06	0.08	0.16	0.09	0.42
The below EPS is calculated on Profit for the period before unwinding of discount under Ind AS 109 (See Note 3)						
Basic & Diluted EPS (on Profit for the period before unwinding of discount under Ind AS 109)	0.17	0.14	0.15	0.30	0.23	0.69



Handwritten signature and circular stamp of 3i Infotech Limited.



3i Infotech Limited (CIN: L67120MH1993PLC074411)

Regd. office: Tower # 5, 3rd to 6th Floors, International Infotech Park, Vashi, Navi Mumbai 400 703

Email: Investors@3i-infotech.com

Website: www.3i-infotech.com

Tel No.: 022-7123 8000

Unaudited Consolidated Balance Sheet as at September 30, 2020

(Rupees in Lakhs)

Particulars	As at	As at
	30/09/2020	31/03/2020
ASSETS		
1 Non-current assets		
a. Property, plant and equipment	13,022	13,896
b. Right-to-use assets	5,393	4,615
c. Capital work-in-progress	-	-
d. Goodwill arising on consolidation	43,508	43,508
e. Other intangible assets	23,041	23,058
f. Financial assets		
(i) Investments	16	16
(ii) Other financial assets	1,297	1,148
g. Deferred tax assets (net)	347	387
h. Income tax asset (net)	10,841	13,188
i. Other non-current assets	1,288	1,188
Total non-current assets	99,151	100,982
2 Current assets		
a. Inventories	-	-
b. Financial assets		
(i) Investments	-	-
(ii) Trade receivables	21,202	19,172
(iii) Cash and cash equivalents	11,203	8,953
(iv) Other balances with banks	294	147
(v) Loans	-	-
(vi) Other financial assets	20,063	20,754
c. Other Current assets	3,265	2,658
Total current assets	56,027	51,884
TOTAL ASSETS	155,178	152,866
EQUITY AND LIABILITIES		
1 Equity		
a. Equity Share capital	161,665	161,665
b. Other equity	(119,893)	(122,519)
Equity attributable to shareholders of the Company	41,772	39,147
Non-controlling interests	-	-
Total equity	41,772	39,147
2 Liabilities		
Non-current liabilities		
a. Financial liabilities		
(i) Borrowings	74,170	76,591
(ii) Lease Liabilities	5,024	4,301
b. Other Non-Current liabilities	-	-
c. Provisions	2,249	1,962
Total non-current liabilities	81,443	82,854
Current liabilities		
a. Financial liabilities		
(i) Short-term Borrowings	-	-
(ii) Lease Liabilities	945	650
(iii) Trade and other payables	6,878	7,389
(iv) Other financial liabilities	12,805	11,537
b. Provisions	302	245
c. Other current liabilities	9,881	9,692
d. Current income tax liabilities (net)	1,352	1,352
Total current liabilities	31,963	30,885
TOTAL EQUITY AND LIABILITIES	155,178	152,866



Handwritten signature and circular stamp of 3i Infotech Limited.



3i Infotech Limited (CIN: L67120MH1993PLC074411)

Regd. office: Tower # 5, 3rd to 6th Floors, International Infotech Park, Vashi, Navi Mumbai 400 703
 Email: investors@3i-infotech.com Website: www.3i-infotech.com

Tel No.: 022-7123 8000

Unaudited Consolidated Segment Information for the quarter and half year ended September 30, 2020

Particulars	Quarter Ended			Year to Date		(Rupees in Lakhs)
	(30/09/2020) (Unaudited)	(30/06/2020) (Unaudited)	(30/09/2019) (Unaudited)	(30/09/2020) (Unaudited)	(30/09/2019) (Unaudited)	(31/03/2020) (Audited)
1 Segment Revenue						
a IT Solutions	23,660	22,903	28,143	46,764	54,801	108,361
b Transaction Services	1,220	1,070	1,472	2,289	2,826	5,771
Total Net Sales/Income From Operations (a+b)	25,080	23,973	29,615	49,053	57,627	114,132
2 Segment Results (Gross Profit)						
a IT Solutions	7,230	6,026	7,373	13,256	13,660	30,159
b Transaction Services	170	122	273	282	631	1,298
Total	7,400	6,148	7,646	13,548	14,291	31,455
Less:						
(i) Operating, Selling and Other expenses	3,054	2,902	3,047	5,966	6,551	13,610
(ii) Finance cost (including unwinding of discount under Ind AS 109) (See Note 3)	2,159	2,159	2,270	4,318	4,564	9,040
(iii) Depreciation & Amortization	508	487	550	993	1,079	1,908
(iv) Foreign Exchange loss/(gain)	140	(123)	93	17	212	705
Add:						
(v) Un-allocable income	356	481	241	837	416	1,954
Total Profit Before Tax	1,897	1,204	1,927	3,101	2,300	6,146

The 3i Infotech Group (the "Group") undertakes sale of IT Solutions' (software products & services, software development, consulting and IT infrastructure services) and 'Transaction Services' (IT enabled services). These businesses have been considered as "Primary segments". The segment results have been arrived at before allocating certain expenses which are un-allocable in nature and are disclosed as "Selling and other expenses". Considering the nature of the Group's businesses, the assets and liabilities cannot be identified with any specific business segment and hence, the figures for capital employed have not been disclosed.



[Handwritten Signature]
 3i Infotech Limited

Notes:


- 1 The consolidated financial results of the Company for the quarter and half year ended September 30, 2020 have been reviewed by the Audit Committee and approved by the Board of Directors at its meeting held on October 22, 2020.
- 2 During the quarter, pursuant to directions of the Hon'ble National Company Law Tribunal (NCLT), Special Bench, Mumbai issued vide order dated June 1, 2020, the Company convened and held a meeting of the equity shareholders of the Company on Tuesday, July 21, 2020 at 2:00 p.m. IST through video conferencing or other audio visual means seeking their approval on a draft Scheme of Arrangement between the Company and its Shareholders for reducing the equity share capital to one-tenth (the "Scheme"). The equity shareholders of the Company have approved the Scheme with the requisite majority at this meeting. The NCLT has granted an exemption to the Company from calling a meeting of its Preference Shareholders and Secured and Unsecured Creditors. The Company has, thereafter, filed a petition with the Hon'ble NCLT, Mumbai Bench on August 3, 2020 seeking sanction/approval of the Scheme. NCLT held an initial hearing on the same on October 14, 2020 for admission of the petition and has reserved its order. Next steps will be determined by the Company post the admission of the petition.
- 3 As required under Ind AS 109, there has been an additional charge of interest (notional) on financial instruments, viz. Preference Shares; Foreign Currency Convertible Bonds (FCCBs) and interest free debts, which has been shown as a separate line item; viz. (Item no. VIII) in the Financial Results.
- 4 The books of accounts of 3i Infotech Saudi Arabia LLC reflect debit balances /credit balances net amounting to INR 4.25 crores. This net difference represents entries passed in previous financial years in various accounts based on local accounting and compliance requirements which has not been incorporated in the above consolidated results. The Company is in the process of reconciling the differences.
- 5 Estimation of uncertainties relating to the global health pandemic from COVID-19:
The Group has considered the possible effects that may result from the pandemic relating to COVID-19 on the carrying amounts of receivables, unbilled revenues, goodwill and intangible assets. In developing the assumptions relating to the possible future uncertainties in the global economic conditions because of this pandemic, the Group, as at the date of approval of these financial statements has used internal and external sources of information including credit reports and related information, economic forecasts and consensus estimates from market sources on the expected future performance of the Group. The Group has performed sensitivity analysis on the assumptions used and based on current estimates expects the carrying amount of these assets will be recovered.
- 6 Figures for the previous periods have been regrouped/rearranged wherever necessary to conform to the presentation of the current period.
- 7 Figures of quarter ended September 30, 2020 are the balancing figures between year-to-date figures of September 30, 2020 and figures for quarter ended June 30, 2020.
- 8 The statement of consolidated cash flows for the half year ended September 30, 2020 is enclosed as Annexure A.
- 9 The results for the quarter ended September 30, 2020 are available on BSE Limited's website (www.bseindia.com), National Stock Exchange of India Limited's website (www.nseindia.com) and on the Company's website (www.3i-infotech.com).
- 10 The disclosure in respect of standalone financials are as under -

(Rupees in Lakhs)

Particulars	Quarter Ended			Year to Date		Year Ended
	(30/09/2020) (Unaudited)	(30/06/2020) (Unaudited)	(30/09/2019) (Unaudited)	(30/09/2020) (Unaudited)	(30/09/2019) (Unaudited)	(31/03/2020) (Audited)
Net Sales/Income from Operations	8,833	8,158	8,098	16,791	15,519	33,827
Profit / (Loss) before unwinding of discount under Ind AS 109 and Tax	844	2,985	3,347	3,829	3,682	14,934
Profit / (Loss) Before Tax	277	2,410	2,816	2,887	2,813	12,798
Profit / (Loss) for the period	258	2,404	2,818	2,662	2,814	12,788
Total comprehensive income for the period	(44)	2,519	2,623	2,475	2,484	12,931

By order of the Board
for 3i Infotech Limited

Padmanabhan Iyer
Managing Director and Global CEO



Navi Mumbai
October 22, 2020



STANDALONE



Infotech Limited (CIN: L67120MH1993PLC074411)

Regd. office: Tower # 5, 3rd to 6th Floors, International Infotech Park, Vashi, Navi Mumbai 400 703

Email: investors@3i-infotech.com

Website: www.3i-infotech.com

Tel No. 022-7123 8000

Statement of Standalone Unaudited Financial Results for the quarter and half year ended September 30, 2020

(Rupees in Lakhs) Except EPS

Particulars	Quarter Ended			Year to Date		Year Ended
	(30/09/2020) (Unaudited)	(30/06/2020) (Unaudited)	(30/09/2019) (Unaudited)	(30/09/2020) (Unaudited)	(30/09/2019) (Unaudited)	(31/03/2020) (Audited)
I Revenue from Operations	8,633	8,158	8,098	16,791	15,519	33,827
II Other income (excluding unwinding of discount under Ind AS 109 on Fair Valuation of Investment in Preference Shares) (See Note 3)	324	501	223	825	542	1,272
Total income (I+II) = III	8,957	8,659	8,322	17,616	16,061	35,099
IV Expenses						
(a) Employee benefits expense	2,924	3,490	3,029	6,414	6,528	12,869
(b) Cost of third party products and services	945	1,237	945	2,182	2,086	4,372
(c) Finance costs (excluding unwinding of discount under Ind AS 109 on Fair Valuation of Preference share Capital, Foreign Currency Convertible Bonds (FCCBs) and interest free debts) (See Note 3)	997	971	1,118	1,968	2,261	4,435
(d) Depreciation and amortization expense	435	416	406	851	795	1,631
(e) Other expenses	988	561	1,052	1,546	1,899	3,799
Total Expenses (IV)	6,289	6,675	6,550	12,964	13,369	27,106
V Profit / (Loss) before Forex loss / (gain) and Tax (III-IV)	2,668	1,984	1,772	4,652	2,692	7,992
VI Foreign exchange loss/(gain) (net)	1,824	(1,001)	(1,575)	823	(990)	(6,942)
VII Profit / (Loss) before Tax (V-VI)	844	2,985	3,347	3,829	3,682	14,934
VIII Unwinding of discount under Ind AS 109 expenses / (income) (net) on Fair Valuation of Investment in Preference Shares, Preference Share Capital, Foreign Currency Convertible Bonds (FCCBs) and interest free debts (See Note 3)	567	575	531	1,142	1,069	2,138
IX Profit / (Loss) before Tax (VII-VIII)	277	2,410	2,816	2,687	2,613	12,796
X Tax expense	19	6	-	25	-	7
XI Profit / (Loss) for the period (IX-X)	258	2,404	2,816	2,662	2,613	12,789
XII Other Comprehensive Income						
A. (i) Other Comprehensive income not to be reclassified to profit and loss	(302)	115	(193)	(187)	(130)	141
(ii) Income tax relating to items that will not be reclassified to profit and loss	-	-	-	-	-	-
XIII Total Comprehensive Income for the period (XI+XII)	(44)	2,519	2,623	2,475	2,484	12,931
XIV Paid-up equity share capital (Face value of Rs.10 per share)	161,665	161,665	161,664	161,665	161,664	161,665
XV Earnings per equity share (Rs.)						
Basic & Diluted EPS (on Profit for the period)	0.02	0.15	0.17	0.16	0.16	0.79
The below EPS is calculated on Profit for the period before unwinding of discount under Ind AS 109 (See Note 3)						
Basic & Diluted EPS (on Profit for the period before unwinding of discount under Ind AS 109)	0.05	0.18	0.21	0.24	0.23	0.92





3i Infotech Limited (CIN: L67120MH1993PLC074411)

Regd. office: Tower # 5, 3rd to 6th Floors, International Infotech Park, Vashi, Navi Mumbai 400 703

Email: investors@3i-infotech.com

Website: www.3i-infotech.com

Tel No. 022-7123 8000

Unaudited Standalone Balance Sheet as at September 30, 2020

(Rupees in Lakhs)

Particulars	As at 30/09/2020	As at 31/03/2020
ASSETS		
1 Non-current assets		
a. Property, plant and equipment	13,545	13,802
b. Right-to-use assets	4,827	4,458
c. Capital work-in-progress	-	-
d. Other intangible assets	22,396	22,407
e. Financial assets		
(i) Investments	121,111	119,984
(ii) Loans	4,083	4,083
(iii) Other financial assets	1,219	1,073
f. Income tax asset (net)	9,458	11,229
g. Other non-current assets	525	510
Total non-current assets	177,164	177,846
2 Current assets		
a. Inventories	-	-
b. Financial assets		
(i) Investments	-	-
(ii) Trade receivables	66,717	85,304
(iii) Cash and cash equivalents	10,097	8,725
(iv) Other balances with banks	-	-
(v) Loans	-	-
(vi) Other financial assets	8,230	6,993
c. Other Current assets	1,218	1,080
Total current assets	86,262	80,082
Total Asset	263,426	257,928
EQUITY AND LIABILITIES		
1 Equity		
a. Equity Share capital	181,665	181,665
b. Other equity	(105,745)	(108,332)
Equity attributable to shareholders of the Company	55,920	53,333
Total equity	55,920	53,333
2 Liabilities		
Non-current liabilities		
a. Financial liabilities		
(i) Borrowings	73,998	73,961
(ii) Lease Liabilities	4,518	4,254
(iii) Other financial liabilities	500	500
b. Provisions	1,841	1,537
Total non-current liabilities	80,857	80,252
Current liabilities		
a. Financial liabilities		
(i) Borrowings	1,287	1,308
(ii) Lease Liabilities	758	531
(iii) Trade payables		
a. Trade payables to Micro Enterprises and Small Enterprises	139	53
b. Trade payables to others	5,379	4,181
(iii) Other financial liabilities	117,590	116,499
b. Provisions	1,258	178
c. Other current liabilities	238	1,293
Total current liabilities	126,649	124,043
TOTAL EQUITY AND LIABILITIES	263,426	257,928



Handwritten signature and circular stamp of 3i Infotech Limited

Notes:

- 1 The standalone financial results of the Company for the quarter and half year ended September 30, 2020 have been reviewed by the Audit Committee and approved by the Board of Directors at its meeting held on October 22, 2020.
- 2 During the quarter, pursuant to directions of the Hon'ble National Company Law Tribunal (NCLT), Special Bench, Mumbai issued vide order dated June 1, 2020, the Company convened and held a meeting of the equity shareholders of the Company on Tuesday, July 21, 2020 at 2:00 p.m. IST through video conferencing or other audio visual means seeking their approval on a draft Scheme of Arrangement between the Company and its Shareholders for reducing the equity share capital to one-tenth (the "Scheme"). The equity shareholders of the Company have approved the Scheme with the requisite majority at this meeting. The NCLT has granted an exemption to the Company from calling a meeting of its Preference Shareholders and Secured and Unsecured Creditors. The Company has, thereafter, filed a petition with the Hon'ble NCLT, Mumbai Bench on August 3, 2020 seeking sanction/approval of the Scheme. NCLT held an initial hearing on the same on October 14, 2020 for admission of the petition and has reserved its order. Next steps will be determined by the Company post the admission of the petition.
- 3 As required under Ind AS 109, there has been a net additional income/expense (notional) on financial instruments; viz. Preference Shares; Foreign Currency Convertible Bonds (FCCBs); interest free debts and Investment in Preference Shares, which has been shown as a separate line item; viz. (Item no. VIII) in the Financial Results.
- 4 The books of accounts of the parent and subsidiaries reflect debit balances /credit balances of the counter entity. In case of 3i infotech Limited, the parent and 3i Infotech Saudi Arabia LLC, a subsidiary, there is a difference in the balances reflected to the tune of INR 74.69 crores. This net difference represents entries passed in previous financial years in various accounts based on local accounting and compliance requirements. The Company is in the process of obtaining required approvals to pass the necessary accounting entries to eliminate the differences.
- 5 Estimation of uncertainties relating to the global health pandemic from COVID-19:
The Company has considered the possible effects that may result from the pandemic relating to COVID-19 on the carrying amounts of receivables, unbilled revenues, goodwill and intangible assets. In developing the assumptions relating to the possible future uncertainties in the global economic conditions because of this pandemic, the Company, as at the date of approval of these financial statements has used internal and external sources of information including credit reports and related information, economic forecasts and consensus estimates from market sources on the expected future performance of the Company. The Company has performed sensitivity analysis on the assumptions used and based on current estimates expects the carrying amount of these assets will be recovered.
- 6 Figures for the previous periods have been regrouped/rearranged wherever necessary to conform to the presentation of the current period.
- 7 Figures of quarter ended September 30, 2020 are the balancing figures between year-to-date figures of September 30, 2020 and figures for quarter ended June 30, 2020.
- 8 The statement of standalone cash flows for the half year ended September 30, 2020 is enclosed as Annexure B.
- 9 The results for the quarter ended September 30, 2020 are available on the BSE Limited's website (www.bseindia.com), National Stock Exchange of India Limited's website (www.nseindia.com) and on the Company's website (www.3i-infotech.com).

Navi Mumbai
October 22, 2020

By order of the Board
for 3i Infotech Limited

Padmanabhan Jyer
Managing Director and Global CEO



3I INFOTECH LIMITED
CONSOLIDATED CASH FLOW STATEMENT

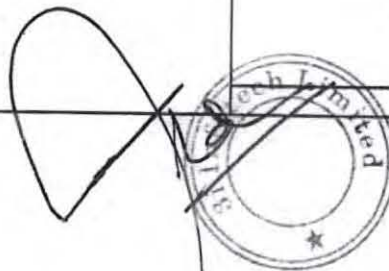
Annexure A

(Amount in INR Lakhs)

Particulars	Half-Year Ended	Year Ended
	30 th September, 2020	31 st March, 2020
CASH FLOWS FROM OPERATING ACTIVITIES:		
Profit before income tax including discontinued operations	3,101	8,147
Adjustments for:		
IndAS 116 - PL impact	(5)	(103)
Rent - Right-To-Use Assets (IndAS116)	-	(1,363)
Depreciation and amortisation charge	993	1,908
Finance costs - PL	4,318	9,040
Employee share-based payment expense	112	331
Allowance for doubtful debts	446	1,221
Interest income classified as investing cash flows	(231)	(792)
Gain on disposal of property, plant and equipment	(6)	(19)
Net foreign exchange differences	(17)	(13)
Other income	(85)	(705)
Minority Interest Balance - BS	42	(1,130)
Loss on disposal of property, plant and equipment	-	(440)
Remeasurement of Defined Benefit Obligation	(115)	-
Change in operating assets and liabilities:		
(Increase)/Decrease in trade receivables	(2,770)	6,732
(Increase)/Decrease in inventories	-	60
Increase/(decrease) in trade payables	(511)	(2,969)
(Increase) in other financial assets	774	(5,027)
(Increase)/decrease in other non-current assets	(12)	841
(Increase)/decrease in other current assets	(534)	(243)
Increase/(decrease) in provisions	325	(304)
Increase in other current liabilities	1,234	3,569
Cash generated from operations	7,059	18,741
Less: Income taxes paid / (Refund) (Net)	2,253	(1,883)
Net cash inflow from operating activities	9,312	16,858
CASH FLOWS FROM INVESTING ACTIVITIES:		
Payments for property, plant and equipment	(117)	(701)
Payments for intangible assets / software development	-	(22)
Proceeds from property, plant and equipment	3	55
Repayment of loans by employees	-	9
Interest received	-	49
Dividend received	-	23
Net cash inflow/(outflow) from investing activities	(114)	(587)
CASH FLOWS FROM FINANCING ACTIVITIES:		
Payment of Lease Liabilities	(705)	
Proceeds from / (Repayment of) borrowings	(4,529)	(13,104)
Interest paid	(1,713)	(4,257)
Dividends paid	-	(64)
Dividend distribution tax paid	-	(13)
Net cash inflow/ (outflow) from financing activities	(6,947)	(17,438)
Net increase (decrease) in cash and cash equivalents	2,251	(1,167)
Cash and Cash Equivalents at the beginning of the financial year	8,952	10,119
Cash and Cash Equivalents at end of the year	11,203	8,952

Reconciliation of cash and cash equivalents as per the cash flow statement:

Cash and cash equivalents as per above comprise of the following:		
Balances with banks:		
-On current accounts	1,516	2,563
-On deposit accounts	9,687	6,389
Cash on hand	-	-
Balances as per statement of cash flows	11,203	8,952



(Amount in INR Lakhs)

Particulars	Half-Year Ended 30 th September, 2020	Year Ended 31 st March, 2020
CASH FLOWS FROM OPERATING ACTIVITIES:		
Profit/(Loss) before income tax from:		
Continuing operations	2,687	12,796
Profit before income tax including discontinued operations	2,687	12,796
Adjustments for:		
Depreciation and amortisation expense	851	1,631
Employee share-based payment expense	112	331
Allowance for doubtful debts	110	(297)
Net gain on disposal of property, plant and equipment	-	(1)
(Gain)/Loss on the sale of Investments (IGAAP)	-	(20)
(Gain)/Loss on the sale of Investments (IndAS)	-	234
(Gain)/Loss on modification of leased assets (IndAS116)	(5)	(12)
Guarantee Commission Income	(26)	(78)
Interest Income on Financial Assets at Amortised Cost	(1,093)	(2,010)
Miscellaneous Income	-	(97)
Remeasurement of Employee benefit obligation	(187)	141
Interest income classified as investing cash flows	(435)	(1,169)
Finance costs	4,230	8,662
Net foreign exchange differences	825	(6,942)
Rent - Right-To-Use Assets (IndAS116)	-	(1,088)
Change in operating assets and liabilities:		
(Increase)/Decrease in trade receivables	(1,113)	1,682
Increase/(decrease) in trade payables	1,284	(2,356)
(Increase) in other financial assets	(948)	(701)
(Increase)/decrease in other non-current assets	(16)	292
(Increase)/decrease in other current assets	(158)	(255)
Increase/(decrease) in provisions	345	(62)
Increase in other current liabilities	994	(203)
Cash generated from operations	7,457	10,478
Less: Income taxes paid	(1,954)	1,182
Net cash inflow from operating activities	9,411	9,296
CASH FLOWS FROM INVESTING ACTIVITIES:		
Payments for property, plant and equipment	(109)	(647)
Payments for software development costs	-	(10)
Proceeds from sale of subsidiary	-	2,300
Proceeds from sale of property, plant and equipment	-	1
Repayment of loans by employees	-	1
Dividends received	-	23
Net cash inflow (outflow) from Investing activities	(109)	1,668
CASH FLOWS FROM FINANCING ACTIVITIES:		
Payment of Lease Liabilities	(588)	-
Repayment of borrowings	(3,808)	(8,367)
Interest paid	(1,532)	(3,743)
Dividends paid	-	(64)
Dividend distribution tax paid	-	(13)
Net cash inflow (outflow) from financing activities	(5,928)	(12,187)
Net increase (decrease) in cash and cash equivalents	3,372	(1,223)
Cash and Cash Equivalents at the beginning of the financial year	6,725	7,947
Cash and Cash Equivalents at end of the year	10,097	6,724

Cash and cash equivalents as per above comprise of the following:		
Cash and cash equivalents		
Balances with banks:		
- On current accounts	410	335
- On deposit accounts	9,687	6,389
Cash on hand	-	-
Balances per statement of cash flows	10,097	6,724

