



INDUSTRIES LTD.

Donear House, Plot No. A - 50, Road No. - 1, MIDC. Andheri (E) Mumbai - 400 093.  
Tel : 022 - 30813591, 30768100 (Board Line) Fax : 022-28370041  
E: info@donear.com Web: www.donear.com CIN : L99999MH1987PLC042076

11<sup>th</sup> November, 2019

To,  
The Manager,  
Corporate Relations Dept,  
BSE Ltd.,  
1<sup>st</sup> Floor, Phiroze Jeejeebhoy Tower,  
Dalal Street, Fort,  
Mumbai- 400 001.

The Manager,  
Listing Department,  
National Stock Exchange of India Ltd.,  
Bandra-Kurla Complex,  
Bandra (East)  
Mumbai - 400 051.

Scrip Code: 512519

Scrip Code: DONEAR EQ

**Sub: Outcome of the Board Meeting and submission of Unaudited Financial Results for the second quarter and half year ended 30<sup>th</sup> September, 2019 in compliance with Regulation 30 & 33 of the SEBI (Listing Obligations and Disclosure Requirements) Regulations, 2015.**

Dear Sir / Madam,

Pursuant to Regulation 30 & 33 of the SEBI (Listing Obligations and Disclosure Requirements) Regulations, 2015, we wish to inform you that the Board of Directors at their meeting held today i.e. 11<sup>th</sup> November, 2019 have approved the following matters:

1. Unaudited Financial Results for the second quarter and half year ended 30<sup>th</sup> September, 2019 alongwith the Limited Review Report received from the Statutory Auditors of the Company.

In this regard, we are enclosing herewith:


- Unaudited Financial Results for the second quarter and half year ended 30<sup>th</sup> September, 2019.
- Limited Review Report received from the Statutory Auditors of the Company.

The meeting of the Board commenced at 11:00 a.m. and concluded at 06:00 p.m. The results will be published in the newspapers in terms of Regulation 47 of SEBI (Listing Obligations and Disclosure Requirements) Regulations, 2015 in due course.

Please take the same on record.

Thanking you,

Yours faithfully  
For Donear Industries Limited

  
Authorised Signatory



**Independent Auditor's Review Report on Unaudited Quarterly Financial Results of the Company Pursuant to the Regulation 33 of the SEBI (Listing Obligations and Disclosure Requirements) Regulations, 2015 (as amended)**

To,  
**The Board of Directors of Donear Industries Limited** ("Company")

1. We have reviewed the accompanying statement of unaudited financial results of **DONEAR INDUSTRIES LIMITED ("Company")** for the quarter and half year ended September 30, 2019 and the statements of assets and liabilities on that date together with notes thereon (the 'Statement') attached herewith, being submitted by the Company pursuant to Regulation 33 of the SEBI (Listing Obligations and Disclosure Requirements) Regulations, 2015 (as amended), including relevant circulars issued by SEBI from time to time. Attention is drawn to the fact that the figures of net cash inflows for the corresponding period from April 1, 2018 to September, 30, 2018, as reported in these unaudited financial results have been approved by the Board of Directors of the Company, but have not been subjected to review. The statement is the responsibility of the Company's management and has been approved by Board of Directors. Our responsibility is to express a conclusion on the Statement based on our review of the Statement, which has been prepared in accordance with the recognition and measurement principles laid down in the Indian Accounting Standard 34 "Interim Financial Reporting" ("Ind As 34"), specified under Section 133 of the Companies Act, 2013, SEBI Circular CIR/CFD/PAC/62/2016 dated 5 July 2016 (hereinafter referred to as 'the SEBI Circular'), and other accounting principles generally accepted in India.
2. We conducted our review of the statement in accordance with the Standard on Review Engagement (SRE) 2410, 'Review of Interim Financial Information performed by Independent Auditor of the Entity' issued by the Institute of Chartered Accountants of India. This standard requires that we plan and perform the review to obtain moderate assurance as to whether the financial statements are free of material misstatement. A review is limited primarily to inquiries of company personnel and an analytical procedure applied to financial data and thus provides less assurance than an audit. We have not performed an audit and accordingly, we do not express an audit opinion.
3. Based on our review conducted as above, nothing has come to our attention that causes us to believe that the accompanying statement of unaudited financial results prepared in accordance with applicable Indian Accounting Standards (Ind AS) and other recognized accounting practices and policies has not disclosed the information required to be disclosed in terms of Regulation 33 of the SEBI (Listing Obligations and Disclosure Requirements) Regulations, 2015 including the manner in which it is to be disclosed, or that it contains any material misstatement.

For Kanu Doshi Associates LLP  
Chartered Accountants  
Firm Registration No: 104746W/W100096



Kunal Vakharia  
Partner

Membership No.: 149016  
UDIN: 19148916AAAAGM4021  
Place: Mumbai  
Date: 11th November, 2019



**DONEAR INDUSTRIES LIMITED**

Registered Office: Donear House, 8th Floor, Plot No A 50, Road No 1 MIDC, Andheri East, Mumbai-400093

CIN : L99999MH1987PLC042076 Website : www.donear.com EMAIL ID: info@donear.com

**UNAUDITED FINANCIAL RESULTS FOR THE QUARTER AND HALF YEAR ENDED SEPTEMBER 30, 2019**

(Rs.in lakhs) (Except EPS)

Sr. No.	Particulars	Quarter Ended			Six Months Ended		Year Ended
		Unaudited	Unaudited	Unaudited	Unaudited	Unaudited	(Audited)
		30-09-2019	30-06-2019	30-09-2018	30-09-2019	30-09-2018	31-03-2019
1	<b>Income</b>						
	(a) Revenue from Operations	13,452.10	13,459.18	16,036.12	26,911.28	28,496.34	59,423.39
	(b) Other Income	183.10	137.69	85.72	320.79	135.53	270.86
	<b>Total Income</b>	<b>13,635.20</b>	<b>13,596.87</b>	<b>16,121.84</b>	<b>27,232.07</b>	<b>28,631.87</b>	<b>59,694.25</b>
2	<b>Expenses:</b>						
	a) Cost of Materials consumed	5,540.53	6,249.52	7,882.28	11,790.05	13,728.90	26,235.02
	b) Purchase of Stock-in-trade	1,541.51	1,077.25	1,122.19	2,618.76	2,161.67	4,397.36
	c) Changes in Inventory of Finished goods, Work-in-progress and Stock-in-trade	(758.90)	(370.09)	(576.11)	(1,128.99)	(1,731.74)	(713.97)
	d) Employee Benefits Expenses	1,808.66	1,716.72	1,802.80	3,525.38	3,503.58	7,155.48
	e) Finance Costs	574.06	629.21	672.38	1,203.27	1,292.80	2,734.24
	f) Depreciation and Amortisation expense	220.25	207.64	220.71	427.89	469.86	955.99
	g) Other expenses	4,045.10	3,890.51	4,160.90	7,935.61	8,184.31	16,678.29
	<b>Total Expenses</b>	<b>12,971.21</b>	<b>13,400.76</b>	<b>15,285.15</b>	<b>26,371.97</b>	<b>27,609.38</b>	<b>57,442.41</b>
3	<b>Profit / (Loss) from ordinary activities before Exceptional items (1-2)</b>	<b>663.99</b>	<b>196.11</b>	<b>836.69</b>	<b>860.10</b>	<b>1,022.49</b>	<b>2,251.83</b>
4	Exceptional Items	-	-	-	-	-	-
5	<b>Profit / (Loss) before tax (3 +/- 4)</b>	<b>663.99</b>	<b>196.11</b>	<b>836.69</b>	<b>860.10</b>	<b>1,022.49</b>	<b>2,251.83</b>
6	<b>Tax Expense</b>						
	- Current tax	154.20	6.44	233.91	160.64	270.83	685.75
	- Deferred tax	238.88	51.82	52.94	290.70	70.38	66.64
	- Income Tax for earlier years	-	-	-	-	-	81.04
	<b>Total Tax Expenses</b>	<b>393.08</b>	<b>58.26</b>	<b>286.85</b>	<b>451.34</b>	<b>341.21</b>	<b>833.43</b>
7	<b>Profit / (Loss) for the period (5 +/-6)</b>	<b>270.91</b>	<b>137.85</b>	<b>549.84</b>	<b>408.76</b>	<b>681.28</b>	<b>1,418.40</b>
8	<b>Other Comprehensive Income, net of income tax</b>						
	A. (i) Items that will be reclassified to Profit or Loss	-	-	-	-	-	-
	(ii) Income tax relating to items that will be reclassified to profit or loss	-	-	-	-	-	-
	B. (i) Items that will not be reclassified to Profit or Loss	(1.26)	(1.25)	5.97	(2.51)	11.93	(5.02)
	(ii) Income tax relating to items that will not be reclassified to profit or loss	0.20	0.44	-2.09	0.64	(4.17)	1.75
	<b>Total Other Comprehensive Income, net of income tax</b>	<b>(1.06)</b>	<b>(0.81)</b>	<b>3.88</b>	<b>(1.87)</b>	<b>7.76</b>	<b>(3.26)</b>
9	<b>Total Comprehensive Income for the period (8 +/- 7)</b>	<b>269.85</b>	<b>137.04</b>	<b>553.72</b>	<b>406.89</b>	<b>689.04</b>	<b>1,415.14</b>
10	<b>Paid-up equity share capital ( face value of Rs 2/- per share )</b>	1,040.00	1,040.00	1,040.00	1,040.00	1,040.00	1,040.00
11	<b>Other Equity</b>						10,116.46
12	<b>Earning per share (EPS) (of Rs 2/- each ) (not annualised)</b>						
	Basic/ Diluted EPS	<b>0.52</b>	<b>0.27</b>	<b>1.06</b>	<b>0.79</b>	<b>1.31</b>	<b>2.73</b>



## STATEMENT OF ASSETS AND LIABILITIES


(Rs.in lakhs)

Sr. No.	Particulars	As at	As at
		30.09.2019	31.03.2019
		Unaudited	Audited
<b>A</b>	<b>ASSETS</b>		
<b>1</b>	<b>Non - Current Assets</b>		
(a)	Property, Plant and Equipment	6,738.41	6,754.54
(b)	Capital Work-in-progress	182.54	63.48
(c)	Investment Property	994.37	1,040.88
(d)	Other Intangible Assets	26.61	27.54
(e)	Financial Assets		
(i)	Investment	98.40	98.40
(ii)	Other Financial Assets	194.76	176.53
(f)	Deferred Tax Assets	586.28	876.98
(g)	Other Tax Assets (Net)	34.97	61.52
(h)	Other Non-Current Assets	345.31	89.41
	<b>Sub- total - Non - Current Assets</b>	<b>9,201.65</b>	<b>9,189.28</b>
<b>2</b>	<b>Current Assets</b>		
(a)	Inventories	22,431.19	21,449.15
(b)	Financial Assets		
(i)	Trade Receivables	13,260.90	14,361.64
(ii)	Cash and Cash Equivalents	2,061.58	566.86
(iii)	Bank balances other than (ii) above	966.44	628.61
(iv)	Other Financial Assets	438.23	263.56
(c)	Other Current Assets	4,207.06	3,845.08
	<b>Sub- total - Current Assets</b>	<b>43,401.16</b>	<b>41,114.90</b>
	<b>TOTAL- ASSETS</b>	<b>52,602.81</b>	<b>50,304.18</b>
<b>B</b>	<b>EQUITY AND LIABILITIES</b>		
<b>1</b>	<b>EQUITY</b>		
(a)	Equity share capital	1,040.00	1,040.00
(b)	Other Equity	10,523.34	10,116.46
	<b>TOTAL- EQUITY</b>	<b>11,563.34</b>	<b>11,156.46</b>
<b>2</b>	<b>LIABILITIES</b>		
<b>(I)</b>	<b>Non Current Liabilities</b>		
(a)	Financial Liabilities		
(i)	Non Current Borrowings	236.50	296.97
(ii)	Other Financial Liabilities	2,065.68	1,701.33
(b)	Other Non Current Liabilities	87.50	103.24
	<b>Sub- total - Non- Current Liabilities</b>	<b>2,389.68</b>	<b>2,101.54</b>
<b>(II)</b>	<b>Current liabilities</b>		
(a)	Financial Liabilities		
(i)	Current Borrowings	30,901.82	29,131.59
(ii)	Trade Payables	5,545.75	6,159.88
(iii)	Other Current Financial Liabilities	822.11	788.31
(b)	Other Current Liabilities	1,174.74	752.15
(c)	Provisions	205.38	177.59
(d)	Current Tax Liabilities (Net)	-	36.66
	<b>Sub- total - Current Liabilities</b>	<b>38,649.80</b>	<b>37,046.18</b>
	<b>TOTAL- LIABILITIES</b>	<b>41,039.48</b>	<b>39,147.73</b>
	<b>TOTAL- EQUITY AND LIABILITIES</b>	<b>52,602.82</b>	<b>50,304.18</b>

**SEGMENT WISE REVENUE, RESULTS AND CAPITAL EMPLOYED**

(Rs.in lakhs)

Sr. No.	Particulars	Quarter Ended			Half Year Ended		Year Ended
		Unaudited	Unaudited	Unaudited	Unaudited	Unaudited	(Audited)
		30-09-2019	30-06-2019	30-09-2018	30-09-2019	30-09-2018	31-03-2019
<b>1</b>	<b>Segment Revenue (Revenue from Operations )</b>						
	Textiles	13,261.13	13,238.27	15,839.57	26,499.40	28,094.77	58,584.21
	Rental Business	190.97	220.91	196.55	411.88	401.57	839.18
	<b>Net sales/Income from Operations</b>	<b>13,452.10</b>	<b>13,459.18</b>	<b>16,036.12</b>	<b>26,911.28</b>	<b>28,496.34</b>	<b>59,423.38</b>
<b>2</b>	<b>Segment Profit Before Tax &amp; Finance Cost</b>						
	Textiles	1,408.43	1,095.68	1,748.37	2,504.11	2,832.83	6,246.61
	Rental Business	167.94	189.30	156.48	357.24	320.15	680.57
	<b>Total</b>	<b>1,576.37</b>	<b>1,284.98</b>	<b>1,904.85</b>	<b>2,861.35</b>	<b>3,152.98</b>	<b>6,927.18</b>
	Less : Finance Cost	509.13	574.63	672.38	1,083.76	1,292.80	2,734.24
	Less: Other Unallocable Expenditure net off Unallocable Income	403.25	514.24	395.78	917.49	837.69	1,941.11
	<b>Total Profit (+)/Loss (-) before Tax</b>	<b>663.99</b>	<b>196.11</b>	<b>836.69</b>	<b>860.10</b>	<b>1,022.49</b>	<b>2,251.83</b>
<b>3</b>	<b>Capital Employed</b>						
	<b>(a) Textiles</b>						
	Segment Assets	48,256.33	46,058.92	48,505.90	48,256.33	48,505.90	47,402.74
	Segment Liabilities	9,469.01	9,147.17	11,206.74	9,469.01	11,206.74	9,583.39
	<b>Net Capital Employed (a)</b>	<b>38,787.32</b>	<b>36,911.75</b>	<b>37,299.16</b>	<b>38,787.32</b>	<b>37,299.16</b>	<b>37,819.35</b>
	<b>(b) Rental Business</b>						
	Segment Assets	1,073.68	1,098.43	1,176.63	1,073.68	1,176.63	1,121.17
	Segment Liabilities	396.60	390.16	324.95	396.60	324.95	390.16
	<b>Net Capital Employed (b)</b>	<b>677.08</b>	<b>708.27</b>	<b>851.68</b>	<b>677.08</b>	<b>851.68</b>	<b>731.01</b>
	<b>(c) Unallocated</b>						
	Segment Assets	3,272.76	1,347.95	1,979.68	3,272.76	1,979.68	1,780.27
	Segment Liabilities	30,759.07	27,674.48	29,574.98	30,759.07	29,574.98	29,174.18
	<b>Net Capital Employed (c)</b>	<b>(27,486.30)</b>	<b>(26,326.53)</b>	<b>(27,595.30)</b>	<b>(27,486.30)</b>	<b>(27,595.30)</b>	<b>(27,393.90)</b>
	<b>Total Capital Employed (a+b+c)</b>	<b>11,978.10</b>	<b>11,293.49</b>	<b>10,555.54</b>	<b>11,978.10</b>	<b>10,555.54</b>	<b>11,156.46</b>



CASH FLOW STATEMENT		(Rs.in lakhs)	
Sr. No.	Particulars	Half Year Ended	
		Unaudited 30-09-2019	Unaudited 30-09-2018
<b>I</b>	<b>CASH FLOW FROM OPERATING ACTIVITIES</b>		
	Net Profit before Tax as per Statement of Profit & Loss	857.59	1,034.42
	Adjustments for		
(a)	Depreciation	427.89	469.86
(b)	Interest Expenses	1,307.32	1,367.27
(c)	Interest Income	(269.29)	124.43
(d)	(Profit) / Loss on disposal of Property, plant and equipments	(31.77)	(6.02)
(e)	Fixed Assets Written Off	-	0.24
(f)	Provisions no longer required	(17.69)	(1.90)
(g)	Allowance for Expected credit Loss	76.92	17.25
(h)	Bad Debts Recovered	(5.48)	-
(i)	Unrealised Foreign Exchange rate Differences (Net)	(84.26)	(24.37)
(j)	Sundry Balance written Off / (Back) (Net)	(1.36)	1.41
	<b>Operating Profit before Working Capital Changes</b>	<b>2,259.87</b>	<b>2,982.59</b>
	Adjustments for		
(a)	(Increase) / Decrease in trade and other receivables	219.16	(3,143.68)
(b)	(Increase) / Decrease in inventories	(982.04)	(1,017.83)
(c)	Increase / (Decrease) in trade, other Payables and provisions	547.43	3,328.79
	<b>Cash Generated from operations</b>	<b>2,044.42</b>	<b>2,149.87</b>
(a)	Direct Taxes Paid (net of Refunds)	(205.87)	(310.91)
	<b>Net Cash generated from / (used in) Operating Activities</b>	<b>1,838.55</b>	<b>1,838.96</b>
<b>II</b>	<b>CASH FLOW FROM INVESTING ACTIVITIES</b>		
(a)	Purchase of property, plant and equipment and intangible assets	(509.46)	(192.37)
(b)	Sales Proceeds of property, plant and equipment	57.85	(23.60)
(c)	Fixed Deposits with Bank	(233.83)	(229.09)
(d)	Interest Income Received	269.29	(124.43)
	<b>Net Cash generated from / (used in) Investing Activities</b>	<b>(416.15)</b>	<b>(569.49)</b>
<b>III</b>	<b>CASH FLOW FROM FINANCING ACTIVITIES</b>		
(a)	Proceeds / (Repayment) from / of Non Current Borrowings (net)	(372.51)	(377.31)
(b)	Proceeds / (Repayment) from / of Current Borrowings (net)	1,757.81	317.57
(c)	Interest paid	(1,212.24)	(1,367.27)
(d)	Dividend paid (Including Dividend Distribution Tax)	-	-
	<b>Net Cash generated from / (used in) Financing Activities</b>	<b>173.06</b>	<b>(1,427.01)</b>
	<b>Net Increase / (Decrease) in Cash and Cash Equivalents (I+II+III)</b>	<b>1,595.46</b>	<b>(157.54)</b>
	Add : Cash and Cash Equivalents at the beginning of the period	568.90	216.60
	<b>Cash and Cash Equivalents at the end of the period</b>	<b>2,164.36</b>	<b>59.06</b>
	<b>Cash and Cash Equivalent as per above comprises of the following</b>		
	Cash and Cash Equivalents	2,167.62	59.26
	Unrealised translation gain/(loss)	(3.26)	(0.20)
	<b>Balance as per statement of Cash Flow</b>	<b>2,164.36</b>	<b>59.06</b>

**Notes:**


- The above unaudited financial results were reviewed by the Audit Committee and approved by the Board of Directors at their meeting held on November 11, 2019. The Statutory Auditor of the Company has carried out Limited Review of aforesaid result.
- Segment Revenue, Result and Capital Employed figures include the respective amounts identifiable to each of the segments. Other unallocable expenditure mainly includes expenses incurred on common services.
- The Company has adopted IND AS 116, effective annual reporting period beginning April 1, 2019. The effect on adoption of IND AS 116 on the financial results is insignificant.
- Corresponding figures of the previous quarter/year have been regrouped, recasted and reclassified to make them comparable wherever necessary.

Place: Mumbai

Date: November 11, 2019



On behalf of the Board of Directors

  
Rajendra V. Agarwal  
Managing Director  
DIN No. 00227233