



accelya

Accelya Solutions India Limited
Regd. Office: 5th & 6th Floor,
Building No. 4, Raheja Woods,
River Side 25A, West Avenue,
Kalyani Nagar, Pune 411 006
w3.accelya.com
CIN: L74140PN1986PLC041033
T: +91 20 6608 3777

24th January, 2023

The Manager,
Listing Department,
National Stock Exchange of India Limited,
Exchange Plaza, 5th Floor,
Plot No. C-1/ G Block,
Bandra- Kurla Complex,
Bandra (East) Mumbai – 400 051
Scrip Code: ACCELYA

Deputy General Manager,
Corporate Relationship Department,
BSE Limited,
Phiroze Jeejeebhoy Towers,
Dalal Street, Fort,
Mumbai – 400 001

Scrip Code: 532268

Dear Sir/ Madam,

Sub: Outcome of Board Meeting

Pursuant to Regulation 33 read with Regulation 30 and Schedule III to the SEBI (Listing Obligations and Disclosure Requirements) Regulations, 2015, we enclose herewith:

- i) Consolidated unaudited financial results and Standalone unaudited financial results of the Company for the quarter and six months ended 31st December, 2022 together with the Statement of Assets and Liabilities and Cash Flow Statements which have been approved in the meeting of the Board of Directors held today i.e. on Tuesday, 24th January, 2023.
- ii) Limited Review Report of the statutory auditors on the Consolidated unaudited financial results and Standalone unaudited financial results for the quarter ended 31st December, 2022.

Board Meeting start time: 12.45 p.m.

Board Meeting end time: 15.40 p.m.

Kindly take the above on record.

Thanking you,
For Accelya Solutions India Limited

Ninad Umranikar
Company Secretary
Membership No.: A14201
Encl: a/a.



ACCELYA SOLUTIONS INDIA LIMITED

Registered Office: 5th & 6th Floor, Building No. 4, Raheja Woods, River Side 25A, West Avenue, Kalyani Nagar, Pune - 411 006
 CIN: L74140PN1986PLC041033 Tel: +91-20-6608 3777 Fax: +91-20-24231639
 Email: accelyaIndia.investors@accelya.com Website: w3.accelya.com

STATEMENT OF UNAUDITED STANDALONE FINANCIAL RESULTS FOR THE QUARTER AND SIX MONTHS ENDED 31 DECEMBER 2022

(Rupees Lakhs except per share data)

Sr. No.	Particulars	Quarter Ended			Six Months Ended		Year Ended
		31 December 2022	30 September 2022	31 December 2021	31 December 2022	31 December 2021	30 June 2022
		(Unaudited)	(Unaudited)	(Unaudited)	(Unaudited)	(Unaudited)	(Audited)
I	Revenue from operations						
a	Income from operations	9,880.15	10,263.74	7,718.12	20,143.89	15,263.08	32,717.23
b	Other operating revenue	-	-	-	-	-	-
	Total Revenue from operations (a+b)	9,880.15	10,263.74	7,718.12	20,143.89	15,263.08	32,717.23
II	Other income	195.86	172.82	161.47	368.68	724.80	1,601.31
III	Total income (I + II)	10,076.01	10,436.56	7,879.59	20,512.57	15,987.88	34,318.54
IV	Expenses:						
	Employee benefits expense	3,723.70	3,665.39	3,322.26	7,389.09	6,704.50	13,492.63
	Finance costs	55.46	60.86	91.60	116.32	190.03	343.19
	Depreciation and amortisation expenses	815.00	897.59	898.67	1,712.59	1,753.92	3,541.09
	Other expenses	2,392.95	1,883.86	1,614.46	4,276.81	3,319.31	6,792.41
	Total expenses (IV)	6,987.11	6,507.70	5,926.99	13,494.81	11,967.76	24,169.32
V	Profit before exceptional items and tax (III - IV)	3,088.90	3,928.86	1,952.60	7,017.76	4,020.12	10,149.22
VI	Exceptional items	-	-	-	-	-	-
VII	Profit before tax (V - VI)	3,088.90	3,928.86	1,952.60	7,017.76	4,020.12	10,149.22
VIII	Tax expense:						
	(1) Current tax	750.27	935.46	750.91	1,685.73	1,169.64	2,511.66
	(2) Deferred tax charge/ (credit)	8.99	26.45	(244.20)	35.44	(221.86)	(106.20)
IX	Profit for the period from continuing operations (VII-VIII)	2,329.64	2,966.95	1,445.89	5,296.59	3,072.34	7,743.76
X	Profit from discontinued operations	-	-	-	-	-	-
XI	Tax expense of discontinued operations	-	-	-	-	-	-
XII	Profit from discontinued operations (after tax) (X-XI)	-	-	-	-	-	-
XIII	Profit for the period (IX + XII)	2,329.64	2,966.95	1,445.89	5,296.59	3,072.34	7,743.76
XIV	Other Comprehensive Income						
	(a) Items that will not be reclassified to profit or loss						
	Remeasurements of defined benefit obligation	(125.12)	(125.11)	(0.73)	(250.23)	(1.47)	19.60
	Income tax relating to above item	31.49	31.49	0.19	62.98	0.38	(4.93)
	(b) Items that will be reclassified to profit or loss						
	Total Other Comprehensive (loss)/ income	(93.63)	(93.62)	(0.54)	(187.25)	(1.09)	14.67
XV	Total Comprehensive Income for the period (XIII + XIV)	2,236.01	2,873.33	1,445.35	5,109.34	3,071.25	7,758.43
XVI	Paid up Equity Share Capital (Face value of Rs. 10 each)	1,492.69	1,492.69	1,492.69	1,492.69	1,492.69	1,492.69
XVII	Other equity						24,140.73
XVIII	Earnings per equity share (Face value of Rs. 10 each) (for the period - not annualized):						
	(1) Basic	15.61	19.88	9.68	35.49	20.58	51.88
	(2) Diluted	15.61	19.88	9.68	35.49	20.58	51.88
	See accompanying notes to the standalone financial results						



ACCELYA SOLUTIONS INDIA LIMITED

Registered Office: 5th & 6th Floor, Building No. 4, Raheja Woods, River Side 25A, West Avenue, Kalyani Nagar, Pune - 411 006

CIN: L74140PN1986PLC041033 Tel: +91-20-6608 3777 Fax: +91-20-24231639

Email: accelyaIndia.investors@accelya.com Website: w3.accelya.com

(Rupees Lakhs)

STANDALONE STATEMENT OF ASSETS AND LIABILITIES

Sr. No.	Particulars	As at	
		31 December 2022	30 June 2022
		(Unaudited)	(Audited)
I	ASSETS		
1	Non-current assets		
	Property, plant and equipment	2,400.96	3,148.19
	Right-of-use assets	1,332.42	1,636.98
	Capital work-in-progress	802.32	80.00
	Other intangible assets	1,949.54	2,297.29
	Intangible assets under development	122.44	114.88
	Financial assets		
	i. Investments	4,741.15	4,741.15
	ii. Other financial assets	379.22	380.91
	Income tax assets (net)	178.00	59.04
	Deferred tax assets (net)	912.89	885.36
	Other non-current assets	496.13	638.29
	Total non-current assets	13,315.07	13,982.09
2	Current assets		
	Financial assets		
	i. Investments	2,253.71	4,822.48
	ii. Trade receivables	9,098.59	7,697.11
	iii. Unbilled receivables	308.98	218.10
	iv. Cash and cash equivalents	1,609.77	464.09
	v. Other balances with banks	2,283.26	3,428.07
	vi. Other financial assets	22.45	97.12
	Other current assets	3,445.94	2,871.82
	Assets classified as held for sale	128.22	-
	Total current assets	19,150.92	19,598.79
	Total assets	32,465.99	33,580.88
II	EQUITY AND LIABILITIES		
1	Equity		
	Equity share capital	1,492.69	1,492.69
	Other equity	22,533.25	24,140.73
	Total equity	24,025.94	25,633.42
2	Non-current liabilities		
	Financial liabilities		
	i. Lease liabilities	685.61	1,412.51
	Provisions	531.88	531.88
	Total non-current liabilities	1,217.49	1,944.39
3	Current liabilities		
	Financial liabilities		
	i. Lease liabilities	1,316.48	1,083.92
	ii. Trade payables		
	a. Total outstanding dues of micro enterprises and small enterprises	290.39	49.58
	b. Total outstanding dues of creditors other than micro enterprises and small enterprises	2,163.22	1,183.57
	iii. Other financial liabilities	1,614.74	1,912.92
	Provisions	575.19	279.80
	Income tax liabilities (net)	31.98	600.79
	Other current liabilities	1,230.56	892.49
	Total current liabilities	7,222.56	6,003.07
	Total equity and liabilities	32,465.99	33,580.88

See accompanying notes to the standalone financial results





ACCELYA SOLUTIONS INDIA LIMITED
Registered Office: 5th & 6th Floor, Building No. 4, Raheja Woods, River Side 25A, West Avenue, Kalyani Nagar, Pune - 411 006
CIN: L74140PN1986PLC041033 Tel: +91-20-6608 3777 Fax: +91-20-24231639
Email: accelyaIndia.investors@accelya.com Website: w3.accelya.com



(Rupees Lakhs)

STANDALONE STATEMENT OF CASH FLOWS

Particulars	Six Months Ended	
	31 December 2022	31 December 2021
	(Unaudited)	(Unaudited)
Cash flows from operating activities		
Profit for the year	5,296.59	3,072.34
Adjustments for:		
Depreciation and amortization expenses	1,712.59	1,753.92
Income tax expense	1,721.17	947.78
Net (Gain) on sale of property, plant and equipment	(23.60)	(0.14)
(Reversal)/ Provision for doubtful debts	(15.50)	53.86
Bad debts written off	14.10	-
Reversal of service export incentive provision	-	117.24
Withholding taxes written off	58.52	153.63
Unrealised exchange loss/ (gain)	199.82	(127.90)
Finance costs	116.32	190.03
Interest income	(89.59)	(45.17)
Dividend income	(112.92)	(397.05)
Operating cash flows before movements in working capital	8,877.50	5,718.54
Working capital changes:		
(Increase) in trade receivables	(1,407.24)	(523.30)
Decrease in financial assets	63.85	25.10
(Increase)/ Decrease in other assets	(431.98)	307.34
(Increase) in unbilled receivables	(3.35)	(618.48)
Increase in trade payables	1,215.91	532.59
(Decrease) in financial liabilities	(461.73)	(176.78)
Increase in other liabilities	372.31	8.70
Cash generated from operations	8,225.27	5,273.71
Taxes paid (net of refunds)	(2,432.01)	(1,284.54)
Net cash from operating activities (A)	5,793.26	3,989.17
Cash flows from investing activities		
Purchase of property, plant and equipment and intangible assets	(1,035.08)	(1,493.39)
Proceeds from sale of property, plant and equipment	45.93	0.14
Interest received on bank deposits	88.50	36.34
Dividend received from subsidiaries	-	367.52
Dividend received from mutual funds	112.92	29.53
Purchase of mutual fund	(7,802.51)	(4,859.53)
Proceeds from redemption of mutual fund	10,371.28	6,123.19
Bank deposits having maturity more than 3 months - placed	(5,055.90)	(1.84)
Bank deposits having maturity more than 3 months - matured	6,202.06	-
Net cash generated from investing activities (B)	2,927.20	201.96
Cash flow from financing activities		
Dividend paid	(6,716.82)	(2,537.46)
Repayment of lease liabilities	(554.74)	(461.85)
Interest paid	(116.32)	(190.03)
Net cash (used in) financing activities (C)	(7,387.88)	(3,189.34)
Net increase in cash and cash equivalents (A+B+C)	1,332.58	1,001.79
Cash and cash equivalents at the beginning of the year	464.09	2,622.61
Effect of exchange differences on cash and cash equivalents held in foreign currency	(186.90)	19.74
Cash and cash equivalents at the end of the period	1,609.77	3,644.14

See accompanying notes to the standalone financial results




Notes to the standalone financial results	
1	The unaudited standalone Financial Results for the quarter and six months ended 31 December 2022 were reviewed by the Audit Committee and were approved by the Board of Directors in its meeting held on 24 January 2023.
2	The Statement has been prepared in accordance with the recognition and measurement principles laid down in the Indian Accounting Standard 34 "Interim Financial Reporting" ("Ind AS 34") prescribed under Section 133 of the Companies Act, 2013 read with the relevant rules thereunder and the terms of the SEBI (Listing Obligations and Disclosure Requirements) Regulations, 2015, as amended.
3	Based on the "management approach" as defined in Ind AS 108-Operating Segments, the Chief Operating Decision Maker evaluates the Company's performance as a single business segment namely travel and transportation vertical.
4	The Board of Directors declared an interim dividend of Rs. 35/- per equity share. The interim dividend will be paid to those shareholders whose names appear in the Register of Members as on 2 February 2023, being the record date fixed for the purpose.
5	Mr Gurudas Shenoy was appointed as managing director w.e.f. 01 July, 2022. The Company has filed application to the Central Government seeking as approval for his appointment as Managing director, which is still awaited.
6	Figures for the previous periods/ year have been regrouped/ reclassified wherever necessary to make them comparable.
<p>For Accelya Solutions India Limited</p>   <p>Gurudas Shenoy Managing Director DIN: 03573375</p>	
<p>Place: Mumbai Date : 24 January 2023</p>	

INDEPENDENT AUDITOR'S REVIEW REPORT ON REVIEW OF INTERIM STANDALONE FINANCIAL RESULTS

TO THE BOARD OF DIRECTORS OF ACCELYA SOLUTIONS INDIA LIMITED

1. We have reviewed the accompanying Statement of Unaudited Standalone Financial Results of **ACCELYA SOLUTIONS INDIA LIMITED** ("the Company"), for the quarter and six months ended 31 December 2022 ("the Statement"), being submitted by the Company pursuant to the requirement of Regulation 33 of the SEBI (Listing Obligations and Disclosure Requirements) Regulations, 2015, as amended.
2. This Statement, which is the responsibility of the Company's Management and approved by the Company's Board of Directors, has been prepared in accordance with the recognition and measurement principles laid down in the Indian Accounting Standard 34 "Interim Financial Reporting" ("Ind AS 34"), prescribed under Section 133 of the Companies Act, 2013 read with relevant rules issued thereunder and other accounting principles generally accepted in India. Our responsibility is to express a conclusion on the Statement based on our review.
3. We conducted our review of the Statement in accordance with the Standard on Review Engagements (SRE) 2410 'Review of Interim Financial Information Performed by the Independent Auditor of the Entity', issued by the Institute of Chartered Accountants of India (ICAI). A review of interim financial information consists of making inquiries, primarily of the Company's personnel responsible for financial and accounting matters and applying analytical and other review procedures. A review is substantially less in scope than an audit conducted in accordance with Standards on Auditing specified under section 143(10) of the Companies Act, 2013 and consequently does not enable us to obtain assurance that we would become aware of all significant matters that might be identified in an audit. Accordingly, we do not express an audit opinion.
4. Based on our review conducted and procedure performed as stated in paragraph 3 above, nothing has come to our attention that causes us to believe that the accompanying Statement, prepared in accordance with the recognition and measurement principles laid down in the aforesaid Indian Accounting Standard and other accounting principles generally accepted in India, has not disclosed the information required to be disclosed in terms of Regulation 33 of the SEBI (Listing Obligations and Disclosure Requirements) Regulations, 2015, as amended, including the manner in which it is to be disclosed, or that it contains any material misstatement.

For **DELOITTE HASKINS & SELLS LLP**
Chartered Accountants
(Firm's Registration No. 117366W/W-100018)



Joe Pretto
(Partner)
(Membership No. 77491)
(UDIN : 23077491BGXCVC9594)

Place: Mumbai
Date: January 24, 2023



ACCELYA SOLUTIONS INDIA LIMITED

Registered Office: 5th & 6th Floor, Building No. 4, Raheja Woods, River Side 25A, West Avenue, Kalyani Nagar, Pune - 411 006

CIN: L74140PN1986PLC041033 Tel: +91-20-6608 3777 Fax: +91-20-24231639

Email: accelyaIndia.investors@accelya.com Website: w3.accelya.com

STATEMENT OF UNAUDITED CONSOLIDATED FINANCIAL RESULTS FOR THE QUARTER AND SIX MONTHS ENDED 31 DECEMBER 2022

(Rupees Lakhs except per share data)

Sr. No.	Particulars	Quarter Ended			Six Months Ended		Year Ended
		31 December 2022	30 September 2022	31 December 2021	31 December 2022	31 December 2021	30 June 2022
		(Unaudited)	(Unaudited)	(Unaudited)	(Unaudited)	(Unaudited)	(Audited)
I	Revenue from operations						
a	Income from operations	11,203.76	11,519.21	8,715.60	22,722.97	17,235.01	36,810.29
b	Other operating revenue	9.73	7.45	6.27	17.18	13.91	29.52
	Total Revenue from operations (a+b)	11,213.49	11,526.66	8,721.87	22,740.15	17,248.92	36,839.81
II	Other income	227.05	175.50	191.45	402.55	388.95	785.07
III	Total income (I + II)	11,440.54	11,702.16	8,913.32	23,142.70	17,637.87	37,624.88
IV	Expenses:						
	Employee benefits expense	3,709.42	3,673.90	3,411.25	7,383.32	6,895.38	13,781.10
	Finance costs	55.46	60.86	91.60	116.32	190.03	343.46
	Depreciation and amortisation expenses	815.21	897.85	899.05	1,713.06	1,754.70	3,542.41
	Other expenses	3,509.66	2,679.61	2,219.01	6,189.27	4,586.70	9,634.77
	Total expenses (IV)	8,089.75	7,312.22	6,620.91	15,401.97	13,426.81	27,301.74
V	Profit before exceptional items and tax (III - IV)	3,350.79	4,389.94	2,292.41	7,740.73	4,211.06	10,323.14
VI	Exceptional items	-	-	-	-	-	-
VII	Profit before tax (V - VI)	3,350.79	4,389.94	2,292.41	7,740.73	4,211.06	10,323.14
VIII	Tax expense:						
	(1) Current tax	819.90	1,052.30	838.75	1,872.20	1,312.02	2,809.26
	(2) Deferred tax charge/ (credit)	9.60	26.94	(243.88)	36.54	(221.24)	(104.89)
IX	Profit for the period from continuing operations (VII-VIII)	2,521.29	3,310.70	1,697.54	5,831.99	3,120.28	7,618.77
X	Profit from discontinued operations	-	-	-	-	-	-
XI	Tax expense of discontinued operations	-	-	-	-	-	-
XII	Profit from discontinued operations (after tax) (X-XI)	-	-	-	-	-	-
XIII	Profit for the period (IX + XII)	2,521.29	3,310.70	1,697.54	5,831.99	3,120.28	7,618.77
XIV	Other Comprehensive Income						
	(a) Items that will not be reclassified to profit or loss						
	Remeasurements of defined benefit obligation	(125.12)	(125.11)	(0.73)	(250.23)	(1.47)	19.60
	Income tax relating to above item	31.49	31.49	0.19	62.98	0.38	(4.93)
	(b) Items that will be reclassified to profit or loss						
	Exchange differences on translation of foreign operations	402.62	(170.77)	6.53	231.85	(117.39)	(146.04)
	Total Other Comprehensive Income/ (loss)	308.99	(264.39)	5.99	44.60	(118.48)	(131.37)
XV	Total Comprehensive Income for the period (XIII + XIV)	2,830.28	3,046.31	1,703.53	5,876.59	3,001.80	7,487.40
XVI	Paid up Equity Share Capital (Face value of Rs. 10 each)	1,492.69	1,492.69	1,492.69	1,492.69	1,492.69	1,492.69
XVII	Other equity						24,776.29
XVIII	Earnings per Equity Share (Face value of Rs. 10 each) (for the period - not annualized):						
	(1) Basic	16.89	22.18	11.37	39.07	20.91	51.04
	(2) Diluted	16.89	22.18	11.37	39.07	20.91	51.04
	See accompanying notes to the consolidated financial results						



ACCELYA SOLUTIONS INDIA LIMITED

Registered Office: 5th & 6th Floor, Building No. 4, Raheja Woods, River Side 25A, West Avenue, Kalyani Nagar, Pune - 411 006

CIN: L74140PN1986PLC041033 Tel: +91-20-6608 3777 Fax: +91-20-24231639

Email: accelyaIndia.investors@accelya.com Website: w3.accelya.com

(Rupees Lakhs)

CONSOLIDATED STATEMENT OF ASSETS AND LIABILITIES

Sr. No.	Particulars	As at	
		31 December 2022	30 June 2022
		(Unaudited)	(Audited)
I	ASSETS		
1	Non current assets		
	Property, plant and equipment	2,401.28	3,148.95
	Right-of-use assets	1,332.42	1,636.98
	Capital work-in-progress	802.32	80.00
	Goodwill	3,181.79	3,052.83
	Other intangible assets	1,949.54	2,297.29
	Intangible assets under development	122.44	114.88
	Financial assets		
	i. Investments	0.10	0.10
	ii. Other financial assets	387.34	388.68
	Income tax assets (net)	178.05	59.08
	Deferred tax assets (net)	902.47	876.05
	Other non-current assets	692.53	851.39
	Total non current assets	11,950.28	12,506.23
2	Current assets		
	Financial assets		
	i. Investments	2,650.45	5,208.18
	ii. Trade receivables	8,973.20	6,808.32
	iii. Unbilled receivables	422.77	574.13
	iv. Cash and cash equivalents	4,550.47	3,014.08
	v. Other balances with banks	2,260.25	3,428.51
	vi. Other financial assets	22.45	97.12
	Other current assets	4,556.04	3,863.74
	Assets classified as held for sale	128.22	-
	Total current assets	23,563.85	22,994.08
	Total assets	35,514.13	35,500.31
II	EQUITY AND LIABILITIES		
1	Equity		
	Equity share capital	1,492.69	1,492.69
	Other equity	23,936.06	24,776.29
	Total equity	25,428.75	26,268.98
2	Non-current liabilities		
	Financial liabilities		
	i. Lease liabilities	685.61	1,412.51
	Provisions	531.88	531.88
	Total non-current liabilities	1,217.49	1,944.39
3	Current liabilities		
	Financial liabilities		
	i. Lease liabilities	1,316.48	1,083.92
	ii. Trade payables		
	a. Total outstanding dues of micro enterprises and small enterprises	290.39	49.58
	b. Total outstanding dues of creditors other than micro enterprises and small enterprises	3,272.78	1,944.82
	iii. Other financial liabilities	1,591.28	1,926.56
	Provisions	671.57	343.35
	Income tax liabilities (net)	78.12	634.62
	Other current liabilities	1,647.27	1,304.09
	Total current liabilities	8,867.89	7,286.94
	Total equity and liabilities	35,514.13	35,500.31
	See accompanying notes to the consolidated financial results		





ACCELYA SOLUTIONS INDIA LIMITED

Registered Office: 5th & 6th Floor, Building No. 4, Raheja Woods, River Side 25A, West Avenue, Kalyani Nagar, Pune - 411 006

CIN: L74140PN1986PLC041033 Tel: +91-20-6608 3777 Fax: +91-20-24231639

Email: accelyaIndia.investors@accelya.com Website: w3.accelya.com

(Rupees Lakhs)

CONSOLIDATED STATEMENT OF CASH FLOWS

Particulars	Six Months Ended	
	31 December 2022	31 December 2021
	(Unaudited)	(Unaudited)
Cash flows from operating activities		
Profit for the year	5,831.99	3,120.28
Adjustments for:		
Depreciation and amortization expenses	1,713.06	1,754.70
Income tax expense	1,908.74	1,090.78
Net (Gain) on sale of property, plant and equipment	(23.60)	(0.14)
(Reversal)/ Provision for doubtful debts	(20.08)	39.05
Bad debts written off	14.10	21.36
Reversal of service export incentive provision	-	117.24
Withholding taxes written off	58.52	153.63
Unrealised exchange loss/ (gain)	179.72	(152.94)
Finance costs	116.32	190.03
Interest income	(89.60)	(45.18)
Gain on fair valuation of investments	(11.03)	(6.12)
Dividend income from mutual fund	(112.90)	(29.55)
Operating cash flows before movements in working capital	9,565.24	6,253.14
Working capital changes:		
(Increase) in trade receivables	(2,136.97)	(178.87)
Decrease in financial assets	63.50	25.21
(Increase)/ Decrease in other assets	(523.19)	63.69
Decrease/ (Increase) in unbilled revenue	238.89	(191.66)
Increase in trade payables	1,595.77	311.74
(Decrease) in financial liabilities	(470.39)	(176.28)
Increase/ (Decrease) in other liabilities	410.19	(256.90)
Cash generated from operations	8,743.04	5,850.07
Taxes paid (net of refunds)	(2,606.17)	(1,381.51)
Net cash from operating activities (A)	6,136.87	4,468.56
Cash flows from investing activities		
Purchase of property, plant and equipment and intangible assets	(1,035.11)	(1,493.39)
Proceeds from sale of property, plant and equipment	45.93	0.14
Interest received on bank deposits	88.51	36.35
Dividend received on mutual fund investments	112.90	29.55
Purchase of mutual fund	(7,802.52)	(4,859.56)
Proceeds from redemption of mutual fund	10,371.28	6,123.19
Bank deposits having maturity more than 3 months - placed	(5,055.91)	(1.84)
Bank deposits having maturity more than 3 months - matured	6,202.06	-
Net cash generated from/ (used in) investing activities (B)	2,927.14	(165.56)
Cash flow from financing activities		
Dividend paid	(6,716.82)	(2,537.46)
Repayment of lease liabilities	(554.74)	(461.85)
Interest paid	(116.32)	(190.03)
Net cash (used in) financing activities (C)	(7,387.88)	(3,189.34)
Net increase in cash and cash equivalents (A+B+C)	1,676.13	1,113.66
Cash and cash equivalents at the beginning of the year	3,014.08	4,799.72
Effect of exchange differences on cash and cash equivalents held in foreign currency	(139.74)	36.71
Cash and cash equivalents at the end of the period	4,550.47	5,950.09
See accompanying notes to the consolidated financial results		



Notes to the consolidated financial results	
1	The unaudited consolidated Financial Results for the quarter and six months ended 31 December 2022 were reviewed by the Audit Committee and were approved by the Board of Directors in its meeting held on 24 January 2023.
2	The Statement has been prepared in accordance with the recognition and measurement principles laid down in the Indian Accounting Standard 34 "Interim Financial Reporting" ("Ind AS 34") prescribed under Section 133 of the Companies Act, 2013 read with the relevant rules thereunder and the terms of the SEBI (Listing Obligations and Disclosure Requirements) Regulations, 2015, as amended.
3	Based on the "management approach" as defined in Ind AS 108-Operating Segments, the Chief Operating Decision Maker evaluates the Group's performance as a single business segment namely travel and transportation vertical.
4	The Board of Directors declared an interim dividend of Rs. 35/- per equity share. The interim dividend will be paid to those shareholders whose names appear in the Register of Members as on 2 February 2023, being the record date fixed for the purpose.
5	Mr Gurudas Shenoy was appointed as managing director w.e.f. 01 July, 2022. The Company has filed application to the Central Government seeking as approval for his appointment as Managing director, which is still awaited.
6	Figures for the previous periods/ year have been regrouped/ reclassified wherever necessary to make them comparable.
7	The financial results of the Company on a standalone basis for the quarter and six months ended 31 December 2022 are summarised below.

Particulars	(Rupees Lakhs)					
	Quarter Ended			Six Months Ended		Year Ended
	31 December 2022 (Unaudited)	30 September 2022 (Unaudited)	31 December 2021 (Unaudited)	31 December 2022 (Unaudited)	31 December 2021 (Unaudited)	30 June 2022 (Audited)
Revenue from operations	9,880.18	10,263.74	7,718.12	20,143.89	15,263.08	32,717.23
Profit before tax	3,088.95	3,928.86	1,952.60	7,017.76	4,020.12	10,149.22
Profit for the period	2,329.68	2,966.95	1,445.89	5,296.59	3,072.34	7,743.76

For Accelya Solutions India Limited



Gurudas Shenoy
Managing Director
DIN: 03573375


Place: Mumbai
Date : 24 January 2023

INDEPENDENT AUDITOR'S REVIEW REPORT ON REVIEW OF INTERIM CONSOLIDATED FINANCIAL RESULTS

TO THE BOARD OF DIRECTORS OF ACCELYA SOLUTIONS INDIA LIMITED

1. We have reviewed the accompanying Statement of Unaudited Consolidated Financial Results of **ACCELYA SOLUTIONS INDIA LIMITED** ("the Parent") and its subsidiaries (the Parent and its subsidiaries together referred to as "the Group") for the quarter and six months ended 31 December 2022 ("the Statement") being submitted by the Parent pursuant to the requirement of Regulation 33 of the SEBI (Listing Obligations and Disclosure Requirements) Regulations, 2015, as amended.
2. This Statement, which is the responsibility of the Parent's Management and approved by the Parent's Board of Directors, has been prepared in accordance with the recognition and measurement principles laid down in the Indian Accounting Standard 34 "Interim Financial Reporting" ("Ind AS 34"), prescribed under Section 133 of the Companies Act, 2013 read with relevant rules issued thereunder and other accounting principles generally accepted in India. Our responsibility is to express a conclusion on the Statement based on our review.
3. We conducted our review of the Statement in accordance with the Standard on Review Engagements (SRE) 2410 "Review of Interim Financial Information Performed by the Independent Auditor of the Entity", issued by the Institute of Chartered Accountants of India (ICAI). A review of interim financial information consists of making inquiries, primarily of Parent's personnel responsible for financial and accounting matters and applying analytical and other review procedures. A review is substantially less in scope than an audit conducted in accordance with Standards on Auditing specified under Section 143(10) of the Companies Act, 2013 and consequently does not enable us to obtain assurance that we would become aware of all significant matters that might be identified in an audit. Accordingly, we do not express an audit opinion.
4. The Statement includes the results of the following entities:
 - a. Accelya Solutions India Limited, the Parent
 - b. Accelya Solutions UK Limited, the subsidiary
 - c. Accelya Solutions Americas Inc, the subsidiary
 - d. Kale Consultant Employees Welfare Trust, Controlled Trust
5. Based on our review conducted and procedures performed as stated in paragraph 3 above, nothing has come to our attention that causes us to believe that the accompanying Statement, prepared in accordance with the recognition and measurement principles laid down in the aforesaid Indian Accounting Standard and other accounting principles generally accepted in India, has not disclosed the information required to be disclosed in terms of Regulation 33 of the SEBI (Listing Obligations and Disclosure Requirements) Regulations, 2015, as amended, including the manner in which it is to be disclosed, or that it contains any material misstatement.

For **DELOITTE HASKINS & SELLS LLP**
Chartered Accountants
(Firm's Registration No. 117366W/W-100018)



Joe Pretto
(Partner)
(Membership No. 77491)
(UDIN: 23077491BGXCVD1100)

Place: Mumbai
Date: January 24, 2023



accelya

Accelya Solutions India Limited
Regd. Office: 5th & 6th Floor,
Building No. 4, Raheja Woods,
River Side 25A, West Avenue,
Kalyani Nagar, Pune 411 006
w3.accelya.com
CIN: L74140PN1986PLC041033
T: +91 20 6608 3777

24th January, 2023

The Manager,
Listing Department,
National Stock Exchange of India Limited,
Exchange Plaza, 5th Floor,
Plot No. C-1/ G Block,
Bandra- Kurla Complex,
Bandra (East) Mumbai – 400 051
Scrip Code: ACCELYA

Deputy General Manager,
Corporate Relationship Department,
BSE Limited,
Phiroze Jeejeebhoy Towers,
Dalal Street, Fort,
Mumbai – 400 001

Scrip Code: 532268

Dear Sir/ Madam,

Sub: Press Release

We enclose a Press Release titled “Accelya Solutions’ Consolidated Income for Q2 at Rs. 1,121.35 Million.”

Kindly take the above on record.

Thanking you,

For Accelya Solutions India Limited

Ninad Umranikar
Company Secretary
Membership No.: A14201

Encl: As above



Accelya Solutions India Limited
801, Tower A, Embassy 247 Park
LBS Marg, Vikhroli (W), Mumbai 400 083, India
CIN: L74140PN1986PLC041033
T: +91 22 6856 8888

Quarter Highlights:

- Accelya Solutions declares an interim dividend of Rs. 35 per share

Accelya Solutions' Consolidated Income for Q2 at Rs. 1,121.35 Million

Mumbai, 24th January 2023: Accelya Solutions India Limited, an Accelya Group company and a leading provider of financial and commercial solutions to the Airline and Travel industry, has recorded consolidated operating income of Rs. 1,121.35 million for the quarter ended December 2022 compared to Rs. 1,152.67 million for the quarter ended September 2022. The Consolidated PAT stood at Rs. 252.13 million compared to Rs. 331.07 million for the quarter ended September 2022.

For the quarter ended December 2021, the consolidated operating income and PAT stood at Rs. 872.19 million and Rs. 169.75 million respectively.

Mr. Gurudas Shenoy, Managing Director, Accelya Solutions said, "We are pleased to announce an interim dividend of Rs. 35 per share"

Accelya Solutions provides comprehensive financial and business intelligence solutions to the airline industry. Accelya's solutions are available as hosted and outsourced in pay-per-use models. These innovative models are beneficial for customers since they reduce upfront capital investments. The return on investment on the pay-per-use model is quite fast since the business benefits of the solution pays for itself. Accelya Solutions thereby partners with customers in sharing risks and rewards.





About Accelya Solutions

Accelya Solutions India Limited is part of the Accelya Group.

Visit us at: <https://w3.accelya.com/investor-relations>

About Accelya Group

Accelya is a leading global provider of technology platforms, software and services to the travel and transport industry. Accelya has been delivering business-critical financial, commercial, cargo and analytics solutions for more than 40 years. The company has over 250 airline customers, operations spread across 11 countries, and employs over 2,500 professionals worldwide.

Accelya offers a modular suite of technology solutions for air travel, from offer to settlement, solving critical business problems for airlines, travel agents and industry bodies such as IATA.

Accelya's solutions are organized around customers' key functions including commercial planning and optimization, sales and distribution management, and financial reconciliation and settlement. Paramount to Accelya's success is the exceptional breadth of understanding of industry data which enables the delivery of insightful and reliable solutions that reduce process friction in a complex inter-dependent industry.

For more details visit w3.accelya.com.

For additional information, please contact:

Uttamkumar Bhati

Chief Financial Officer

Accelya Solutions India Limited

Tel: +91-22-68568888

INVESTORS:

Email: accelyaIndia.investors@accelya.com

MEDIA:

Email: media@accelya.com





Safe Harbor:

Certain statements in this release concerning our future growth prospects are forward-looking statements which involve a number of risks and uncertainties that could cause actual results to differ materially from those in such forward-looking statements. The risks and uncertainties relating to these statements include, but are not limited to, risks and uncertainties regarding fluctuations in earnings, our ability to manage growth, intense competition in IT services including those factors which may affect our cost advantage, wage increases in India, our ability to attract and retain highly skilled professionals, time and cost overruns on fixed-price, fixed-time frame contracts, client concentration, restrictions on immigration, our ability to manage our international operations, reduced demand for technology in our key focus areas, disruptions in telecommunication networks, our ability to successfully complete and integrate potential acquisitions, liability for damages on our service contracts, withdrawal of governmental fiscal incentives, political instability, legal restrictions on raising capital or acquiring companies outside India, and unauthorized use of our intellectual property and general economic conditions affecting our industry. The company does not undertake to update any forward-looking statement that may be made from time to time by or on behalf of the company.

