

केंद्रीय कार्यालय

Central Office

CO:IRD:2023-24:172

17<sup>th</sup> July, 2023

|  |   |
|--|---|
| National Stock Exchange of India Limited<br>Exchange Plaza,<br>Plot No.C/1, 'G' Block<br>Bandra-Kurla Complex<br>Bandra (E), Mumbai-400 051<br><b>Scrip code – CENTRALBK</b> | BSE Ltd.<br>Corporate Relationship Department<br>Phiroze Jeejeebhoy Towers<br>Dalal Street, Fort<br>Mumbai 400001<br><b>Scrip Code – 532885</b> |
|--|---|

Madam/ Dear Sir,

**Sub: - Outcome of Board Meeting of the Bank held on 17<sup>th</sup> July, 2023.**

\*\*\*\*\*

Pursuant to Regulation 30 of SEBI (LODR) Regulations, 2015, we wish to inform that the Board of Directors of Bank at their meeting held on today i.e. Monday, 17<sup>th</sup> July, 2023 at Mumbai inter-alia considered and approved the unaudited standalone and consolidated financial results of the Bank for the first quarter ended 30<sup>th</sup> June 2023.

Further, pursuant to Regulations 33, 52 and other applicable provisions of the SEBI (LODR) Regulations 2015, we enclose herewith copy of the unaudited standalone and consolidated financial results of the Bank along with Auditors Limited Review Report thereon, for the first quarter ended 30<sup>th</sup> June 2023 approved at the meeting of the Board of Directors of the Bank held today.

Further, we enclose the following:-

- ✓ Declaration on Audit report with unmodified opinion [Regulation 33 (3) of SEBI (LODR), Regulations, 2015]
- ✓ Statement of deviation(s) or variation(s)– Nil Report [Regulation 32(1), 52(7) & 52(7A) of SEBI (LODR), Regulations, 2015]
- ✓ Security Cover Certificate as on 30<sup>th</sup> June, 2023 [Regulation 54 of SEBI (LODR), Regulations, 2015]

The meeting of Board of Directors commenced at 11.00 am and concluded at 12:50 pm

Please take the above on your record.

Thanking you,

Yours faithfully,

For **CENTRAL BANK OF INDIA**

**CHANDRAKANT BHAGWAT**

Company Secretary & Compliance Officer

Encl- A/a

Unaudited Standalone Financial Results for the Quarter ended June 30, 2023

|             |  | (₹ in Lakh)     |                 |                 |                  |
|-------------|--|-----------------|-----------------|-----------------|------------------|
| Particulars |  | Standalone      |                 |                 |                  |
|             |  | Quarter Ended   |                 | Year Ended      |                  |
|             |  | 30.06.2023      | 31.03.2023      | 30.06.2022      | 31.03.2023       |
|             |  | Unaudited       | Audited         | Unaudited       | Audited          |
| 1           | Interest earned (a) + (b) + (c) + (d)  | 7,22,528        | 7,14,386        | 5,52,653        | 25,54,189        |
|             | (a) Interest/discount on advances/bills  | 4,50,430        | 4,46,976        | 2,93,788        | 14,92,160        |
|             | (b) Income on investments  | 2,28,019        | 2,24,264        | 2,12,877        | 8,71,509         |
|             | (c) Interest on balances with Reserve Bank of India and other inter bank funds                                 | 33,063          | 29,776          | 43,849          | 1,44,382         |
|             | (d) Others   | 11,016          | 13,370          | 2,139           | 46,138           |
| 2           | Other Income   | 95,864          | 1,42,359        | 83,095          | 4,08,371         |
| <b>A.</b>   | <b>TOTAL INCOME (1+2)</b>  | <b>8,18,392</b> | <b>8,56,745</b> | <b>6,35,748</b> | <b>29,62,560</b> |
| 3           | Interest Expended  | 4,04,935        | 3,63,113        | 3,38,442        | 13,85,510        |
| 4           | Operating Expenses (e) + (f)   | 2,29,669        | 2,82,856        | 1,75,175        | 8,88,674         |
|             | (e) Employees cost   | 1,48,989        | 1,75,108        | 1,12,918        | 5,60,396         |
|             | (f) Other operating expenses   | 80,680          | 1,07,748        | 62,257          | 3,28,278         |
| <b>B.</b>   | <b>TOTAL EXPENDITURE (3)+(4)</b><br>(excluding Provisions and Contingencies)                                   | <b>6,34,604</b> | <b>6,45,969</b> | <b>5,13,617</b> | <b>22,74,184</b> |
| <b>C.</b>   | <b>OPERATING PROFIT (A-B)</b><br>(Profit before Provisions & Contingencies)                                    | <b>1,83,788</b> | <b>2,10,776</b> | <b>1,22,131</b> | <b>6,88,376</b>  |
| <b>D.</b>   | <b>Provisions (other than tax) and Contingencies.</b><br>(Of which: provisions for Non-Performing Assets)      | <b>81,289</b>   | <b>1,20,461</b> | <b>91,367</b>   | <b>4,23,842</b>  |
|             |  | 24,361          | 79,101          | 82,355          | 3,53,431         |
| <b>E.</b>   | <b>Exceptional Items</b>   | -               | -               | -               | -                |
| <b>F.</b>   | <b>Profit/(Loss) from Ordinary Activities before Tax (C-D-E)</b>   | <b>1,02,499</b> | <b>90,315</b>   | <b>30,764</b>   | <b>2,64,534</b>  |
| <b>G.</b>   | <b>Tax Expenses</b>  | <b>60,656</b>   | <b>33,212</b>   | <b>7,286</b>    | <b>1,06,314</b>  |
| <b>H.</b>   | <b>Net Profit / (Loss) from Ordinary Activities After Tax (F-G)</b>  | <b>41,843</b>   | <b>57,103</b>   | <b>23,478</b>   | <b>1,58,220</b>  |
| <b>I.</b>   | <b>Extraordinary items (net of tax expense)</b>  | -               | -               | -               | -                |
| <b>J.</b>   | <b>Net Profit / (Loss) for the period (H-I)</b>  | <b>41,843</b>   | <b>57,103</b>   | <b>23,478</b>   | <b>1,58,220</b>  |
| 5           | Paid-up equity share capital<br>(Face value of ₹ 10/- per share)   | 8,68,094        | 8,68,094        | 8,68,094        | 8,68,094         |
| 6           | Reserves excluding revaluation reserves (as per balance sheet of previous accounting year)                     | -               | -               | -               | 16,77,838        |
| 7           | Analytical Ratios  |                 |                 |                 |                  |
| (i)         | Percentage of shares held by Government of India   | 93.08%          | 93.08%          | 93.08%          | 93.08%           |
| (ii)        | Capital Adequacy Ratio-Basel III (%)*  | 14.42%          | 14.12%          | 13.33%          | 14.12%           |
|             | (a) CET 1 Ratio (%)*   | 12.13%          | 12.11%          | 11.41%          | 12.11%           |
|             | (b) Additional Tier 1 Ratio (%)  | -               | -               | -               | -                |
| (iii)       | (a) Basic Earning per Share(in ₹ ) before and after Extraordinary Items, net of Tax Expense [not annualised]   | 0.48            | 0.66            | 0.27            | 1.82             |
|             | (b) Diluted Earning per Share(in ₹ ) before and after Extraordinary Items, net of Tax Expense [not annualised] | 0.48            | 0.66            | 0.27            | 1.82             |
| (iv)        | (a) Amount of Gross Non-performing Assets  | 10,89,084       | 18,38,612       | 29,00,163       | 18,38,612        |
|             | (b) Amount of Net Non-Performing Assets  | 3,71,775        | 3,59,172        | 6,78,470        | 3,59,172         |
|             | (c) % of Gross Non-performing Assets   | 4.95%           | 8.44%           | 14.90%          | 8.44%            |
|             | (d) % of Net Non-Performing Assets   | 1.75%           | 1.77%           | 3.93%           | 1.77%            |
| (v)         | Return on Assets (Annualised) (%)  | 0.43%           | 0.61%           | 0.27%           | 0.44%            |
| (vi)        | Networth (excluding Revaluation Reserve)   | 25,88,155       | 25,44,941       | 24,05,297       | 25,44,941        |
| (vii)       | Debt** Equity Ratio  | 0.19            | 0.14            | 0.21            | 0.14             |
| (viii)      | Outstanding Redeemable Preference Shares   | -               | -               | -               | -                |
| (ix)        | Capital Redemption Reserve/Debenture Redemption Reserve  | -               | -               | -               | -                |
| (x)         | Paid-up Debt Capital/Outstanding Debt***   | 25.21%          | 30.79%          | 20.69%          | 30.79%           |
| (xi)        | Total Debt*** to Total Assets (%)  | 2.41%           | 2.00%           | 3.26%           | 2.00%            |
| (xii)       | Operating Margin (%)   | 22.46%          | 24.60%          | 19.21%          | 23.24%           |
| (xiii)      | Net Profit Margin (%)  | 5.11%           | 6.67%           | 3.69%           | 5.34%            |

\* Capital Adequacy Ratio (BASEL III) is arrived at after considering the Net Present Value (NPV) of non interest bearing recapitalization Bond infused as Capital by Govt of India during the F.Y. ended 31st March 2021.

\*\* Debt represents borrowings with residual maturity of more than one year.

\*\*\*Total Debt and Outstanding Debt represent total borrowings of the Bank.

Note 1 : Disclosure of Interest Service Coverage Ratio and Debt Service Coverage Ratio is not applicable to Bank.

Note 2 : Figures of the previous periods have been regrouped/reclassified wherever considered necessary to conform to current period classification.

Vivek Wahi  
Executive Director

M.V. Murali Krishna  
Executive Director

M.V. Rao  
Managing Director & CEO

Place : Mumbai  
Date : July 17, 2023



CENTRAL BANK OF INDIA

STANDALONE SEGMENT REPORT FOR THE QUARTER ENDED JUNE 30, 2023

(₹ In Lakh)

| Sl. No.   | Particulars  | Quarter Ended      |                    |                    | Year Ended         |
|-----------|--|--------------------|--------------------|--------------------|--------------------|
|           |  | Unaudited          | Audited            | Unaudited          | Audited            |
|           |  | 30.06.2023         | 31.03.2023         | 30.06.2022         | 31.03.2023         |
| <b>A.</b> | <b>Segment Revenue</b>                             |                    |                    |                    |                    |
|           | 1. Treasury Operations                             | 2,92,018           | 2,69,668           | 2,83,571           | 10,97,459          |
|           | 2. Retail Banking Operations                       | 3,27,694           | 3,44,953           | 2,28,667           | 11,70,176          |
|           | 3. Wholesale Banking Operations                    | 1,89,204           | 2,30,402           | 1,23,510           | 6,56,456           |
|           | 4. Other Banking Operations                        | -                  | -                  | -                  | -                  |
|           | 5. Unallocated                                     | 9,476              | 11,722             | -                  | 38,469             |
|           | <b>Total</b>                                       | <b>8,18,392</b>    | <b>8,56,745</b>    | <b>6,35,748</b>    | <b>29,62,560</b>   |
|           | Less: Inter Segment Revenue                        | -                  | -                  | -                  | -                  |
|           | <b>Income From Operations</b>                      | <b>8,18,392</b>    | <b>8,56,745</b>    | <b>6,35,748</b>    | <b>29,62,560</b>   |
| <b>B.</b> | <b>Segment Results(Profit+)/Loss(-)</b>            |                    |                    |                    |                    |
|           | 1. Treasury Operations                             | 1,07,165           | 71,647             | 40,398             | 2,58,567           |
|           | 2. Retail Banking Operations                       | 5,607              | (1,26,678)         | 64,516             | (1,20,826)         |
|           | 3. Wholesale Banking Operations                    | (9,615)            | 1,42,266           | (67,538)           | 1,22,684           |
|           | 4. Other Banking Operations                        | -                  | -                  | -                  | -                  |
|           | 5. Unallocated                                     | (658)              | 3,080              | (6,612)            | 4,109              |
|           | <b>Total</b>                                       | <b>1,02,499</b>    | <b>90,315</b>      | <b>30,764</b>      | <b>2,64,534</b>    |
|           | Less: (i) Interest                                 | -                  | -                  | -                  | -                  |
|           | (ii) Other Un-allocable income/Expenditure net off | -                  | -                  | -                  | -                  |
|           | (iii) Un-allocable income                          | -                  | -                  | -                  | -                  |
|           | <b>Total Profit Before Tax</b>                     | <b>1,02,499</b>    | <b>90,315</b>      | <b>30,764</b>      | <b>2,64,534</b>    |
|           | Income Tax   | 60,656             | 33,212             | 7,286              | 1,06,314           |
|           | <b>Net Profit/(Loss)</b>                           | <b>41,843</b>      | <b>57,103</b>      | <b>23,478</b>      | <b>1,58,220</b>    |
| <b>C.</b> | <b>Segment Assets</b>                              |                    |                    |                    |                    |
|           | 1. Treasury Operations                             | 1,79,48,688        | 1,84,29,475        | 1,98,88,915        | 1,84,29,475        |
|           | 2. Retail Banking Operations                       | 1,31,26,361        | 1,30,25,175        | 1,09,40,401        | 1,30,25,175        |
|           | 3. Wholesale Banking Operations                    | 87,10,981          | 77,32,633          | 67,07,988          | 77,32,633          |
|           | 4. Other Banking Operations                        | -                  | -                  | -                  | -                  |
|           | 5. Unallocated Assets                              | 13,71,461          | 14,29,265          | 15,12,703          | 14,29,265          |
|           | <b>Total</b>                                       | <b>4,11,57,491</b> | <b>4,06,16,548</b> | <b>3,90,50,007</b> | <b>4,06,16,548</b> |
| <b>D.</b> | <b>Segment Liabilities</b>                         |                    |                    |                    |                    |
|           | 1. Treasury Operations                             | 1,82,65,531        | 1,79,57,872        | 2,01,91,512        | 1,79,57,872        |
|           | 2. Retail Banking Operations                       | 1,19,85,409        | 1,23,91,402        | 99,68,985          | 1,23,91,402        |
|           | 3. Wholesale Banking Operations                    | 79,53,817          | 73,56,383          | 61,13,362          | 73,56,383          |
|           | 4. Other Banking Operations                        | -                  | -                  | -                  | -                  |
|           | 5. Unallocated Liabilities                         | -                  | -                  | -                  | -                  |
|           | <b>Total</b>                                       | <b>3,82,04,757</b> | <b>3,77,05,657</b> | <b>3,62,73,859</b> | <b>3,77,05,657</b> |
| <b>E.</b> | <b>Capital Employed</b>                            |                    |                    |                    |                    |
|           | 1. Treasury Operations                             | (3,16,843)         | 4,71,603           | (3,02,597)         | 4,71,603           |
|           | 2. Retail Banking Operations                       | 11,40,952          | 6,33,773           | 9,71,416           | 6,33,773           |
|           | 3. Wholesale Banking Operations                    | 7,57,164           | 3,76,250           | 5,94,626           | 3,76,250           |
|           | 4. Other Banking Operations                        | -                  | -                  | -                  | -                  |
|           | 5. Unallocated                                     | 13,71,461          | 14,29,265          | 15,12,703          | 14,29,265          |
|           | <b>Total</b>                                       | <b>29,52,734</b>   | <b>29,10,891</b>   | <b>27,76,148</b>   | <b>29,10,891</b>   |

Note: 1) Segment Revenue and Expenses have been apportioned on the basis of the segment assets, wherever direct allocation is not possible.

2) Figures of previous year/period have been regrouped wherever considered necessary to conform to current per


3) The Bank has only one geographical segment i.e. Domestic Segment



Vivek Wahi  
Executive Director



M.V. Murali Krishna  
Executive Director



M.V. Rao  
Managing Director & CEO

Place: Mumbai

Date: July 17, 2023





Unaudited Consolidated Financial Results for the Quarter ended June 30, 2023

(₹ in Lakh)

|           | Particulars  | Consolidated    |                 |                 |                  |
|-----------|--|-----------------|-----------------|-----------------|------------------|
|           |  | Quarter Ended   |                 |                 | Year Ended       |
|           |  | 30.06.2023      | 31.03.2023      | 30.06.2022      | 31.03.2023       |
|           |  | Unaudited       | Audited         | Unaudited       | Audited          |
| 1         | Interest earned (a) + (b) + (c) + (d)  | 7,25,897        | 7,17,142        | 5,55,514        | 25,65,710        |
|           | (a) Interest/discount on advances/bills  | 4,53,514        | 4,49,445        | 2,96,569        | 15,02,536        |
|           | (b) Income on investments  | 2,28,126        | 2,24,311        | 2,12,956        | 8,71,842         |
|           | (c) Interest on balances with Reserve Bank of India and other inter bank funds                                 | 33,063          | 29,777          | 43,850          | 1,44,383         |
|           | (d) Others   | 11,194          | 13,609          | 2,139           | 46,949           |
| 2         | Other Income   | 95,905          | 1,42,426        | 83,210          | 4,08,449         |
| <b>A.</b> | <b>INCOME (1+2)</b>  | <b>8,21,802</b> | <b>8,59,568</b> | <b>6,38,724</b> | <b>29,74,159</b> |
| 3         | Interest Expended  | 4,06,178        | 3,64,293        | 3,39,713        | 13,90,510        |
| 4         | Operating Expenses (e) + (f)   | 2,30,198        | 2,83,534        | 1,75,670        | 8,91,000         |
|           | (e) Employees cost   | 1,49,266        | 1,75,415        | 1,13,174        | 5,61,570         |
|           | (f) Other operating expenses   | 80,932          | 1,08,119        | 62,496          | 3,29,430         |
| <b>B.</b> | <b>TOTAL EXPENDITURE (3)+(4)</b><br>(excluding Provisions and Contingencies)                                   | <b>6,36,376</b> | <b>6,47,827</b> | <b>5,15,383</b> | <b>22,81,510</b> |
| <b>C.</b> | <b>OPERATING PROFIT (A-B)</b><br>(Profit before Provisions & Contingencies)                                    | <b>1,85,426</b> | <b>2,11,741</b> | <b>1,23,341</b> | <b>6,92,649</b>  |
| <b>D.</b> | <b>Provisions (other than tax) and Contingencies.</b><br>(Of which provisions for Non-Performing Assets)       | <b>81,616</b>   | <b>1,20,738</b> | <b>91,460</b>   | <b>4,24,446</b>  |
| <b>E.</b> | <b>Exceptional Items</b>   | -               | -               | -               | -                |
| <b>F.</b> | <b>Profit/ (Loss) from Ordinary Activities before Tax (C-D-E)</b>  | <b>1,03,810</b> | <b>91,003</b>   | <b>31,881</b>   | <b>2,68,203</b>  |
| <b>G.</b> | <b>Tax Expenses</b>  | <b>61,009</b>   | <b>33,497</b>   | <b>7,529</b>    | <b>1,07,270</b>  |
| <b>H.</b> | <b>Net Profit / (Loss) from Ordinary Activities</b>  | <b>42,801</b>   | <b>57,506</b>   | <b>24,352</b>   | <b>1,60,933</b>  |
| <b>I.</b> | <b>Extraordinary items (net of tax expense)</b>  | -               | -               | -               | -                |
| <b>J</b>  | <b>Add: Share of Profit in Associates</b>  | <b>7,034</b>    | <b>1,705</b>    | <b>3,241</b>    | <b>7,906</b>     |
| <b>K</b>  | <b>Less: Share of Minority Interest</b>  | <b>337</b>      | <b>111</b>      | <b>303</b>      | <b>961</b>       |
| <b>L</b>  | <b>Net Profit / (Loss) for the period (H-I+J-K)</b>  | <b>49,498</b>   | <b>59,100</b>   | <b>27,290</b>   | <b>1,67,878</b>  |
| 5         | Paid-up equity share capital<br>(Face value of ₹ 10/- per share)   | 8,68,094        | 8,68,094        | 8,68,094        | 8,68,094         |
| 6         | Reserves excluding revaluation reserves (as per balance sheet of previous accounting year)                     |                 |                 |                 | 16,88,621        |
| 7         | Analytical Ratios  |                 |                 |                 |                  |
| (i)       | Percentage of shares held by Government of India   | 93.08           | 93.08           | 93.08           | 93.08            |
| (ii)      | Capital Adequacy Ratio-Basel III (%)   |                 |                 |                 |                  |
|           | (a) CET 1 Ratio (%)  |                 |                 |                 |                  |
|           | (b) Additional Tier 1 Ratio (%)  |                 |                 |                 |                  |
| (iii)     | (a) Basic Earning per Share (in ₹) before and after Extraordinary Items, net of Tax Expense [not annualised]   | 0.57            | 0.68            | 0.31            | 1.93             |
|           | (b) Diluted Earning per Share (in ₹) before and after Extraordinary Items, net of Tax Expense [not annualised] | 0.57            | 0.68            | 0.31            | 1.93             |
| (iv)      | (a) Amount of Gross Non-performing Assets  | 10,94,784       | 18,43,648       | 29,06,490       | 18,43,648        |
|           | (b) Amount of Net Non-Performing Assets  | 3,75,730        | 3,62,722        | 6,81,765        | 3,62,722         |
|           | (c) % of Gross Non-performing Assets   | 4.95%           | 8.41%           | 14.84%          | 8.41%            |
|           | (d) % of Net Non-Performing Assets   | 1.75%           | 1.77%           | 3.93%           | 1.77%            |
| (v)       | Return on Assets (Annualised) (%)  | 0.51%           | 0.63%           | 0.31%           | 0.46%            |
| (vi)      | Networth (excluding Revaluation Reserve and Goodwill)  | 26,05,704       | 25,54,832       | 24,10,131       | 25,54,832        |
| (vii)     | Paid up debt Capital/ Outstanding Debt**   | 24.57%          | 30.00%          | 20.42%          | 30.00%           |
| (viii)    | Debt* Equity Ratio   | 0.19            | 0.14            | 0.21            | 0.14             |
| (ix)      | Total Debt** to Total Assets   | 2.47%           | 2.05%           | 3.30%           | 2.05%            |
| (x)       | Operating Margin   | 22.56%          | 24.63%          | 19.31%          | 23.29%           |
| (xi)      | Net Profit Margin  | 6.02%           | 6.88%           | 4.27%           | 5.64%            |
| (xii)     | Outstanding Redeemable Preference Share  | -               | -               | -               | -                |
| (xiii)    | Capital Redemption Reserve/Debtenture Redemption Reserve   | -               | -               | -               | -                |

\* Debt represents borrowings with residual maturity of more than one year.

\*\*Total Debt and Outstanding Debt represents total borrowings of the Bank.

Note : Figures of the previous periods have been regrouped/reclassified wherever considered necessary to conform to current period classification.

Vivek Wahi  
Executive Director

M V Murali Krishna  
Executive Director

M.V. Rao  
Managing Director & CEO





**CENTRAL BANK OF INDIA**

**CONSOLIDATED SEGMENT REPORT FOR THE QUARTER ENDED JUNE 30, 2023**

| Sr. No.   | Particulars   | Quarter Ended      |                    |                    | Year Ended         |
|-----------|---|--------------------|--------------------|--------------------|--------------------|
|           |   | Unaudited          | Audited            | Unaudited          | Audited            |
|           |   | 30.06.2023         | 31.03.2023         | 30.06.2022         | 31.03.2023         |
|           |   |                    |                    |                    | (₹ In Lakh)        |
| <b>A.</b> | <b>Segment Revenue</b>                                    |                    |                    |                    |                    |
|           | 1. Treasury Operations                                    | 2,92,018           | 2,69,668           | 2,83,571           | 10,97,459          |
|           | 2. Retail Banking Operations                              | 3,31,077           | 3,47,686           | 2,31,613           | 11,81,546          |
|           | 3. Wholesale Banking Operations                           | 1,89,204           | 2,30,402           | 1,23,510           | 6,56,456           |
|           | 4. Other Banking Operations                               | 27                 | 86                 | 30                 | 222                |
|           | 5. Unallocated  | 9,476              | 11,726             | -                  | 38,476             |
|           | <b>Total</b>  | <b>8,21,802</b>    | <b>8,59,568</b>    | <b>6,38,724</b>    | <b>29,74,159</b>   |
|           | Less: Inter Segment Revenue                               | -                  | -                  | -                  | -                  |
|           | <b>Income From Operations</b>                             | <b>8,21,802</b>    | <b>8,59,568</b>    | <b>6,38,724</b>    | <b>29,74,159</b>   |
| <b>B.</b> | <b>Segment Results(Profit+)/Loss(-)</b>                   |                    |                    |                    |                    |
|           | 1. Treasury Operations                                    | 1,07,165           | 71,647             | 40,398             | 2,58,567           |
|           | 2. Retail Banking Operations                              | 6,916              | (1,26,054)         | 65,627             | (1,17,281)         |
|           | 3. Wholesale Banking Operations                           | (9,615)            | 1,42,266           | (67,538)           | 1,22,684           |
|           | 4. Other Banking Operations                               | 2                  | 64                 | 6                  | 124                |
|           | 5. Unallocated  | (658)              | 3,080              | (6,612)            | 4,109              |
|           | <b>Total</b>  | <b>1,03,810</b>    | <b>91,003</b>      | <b>31,881</b>      | <b>2,68,203</b>    |
|           | Other Un-allocable income/Expenditure net off             | -                  | -                  | -                  | -                  |
|           | <b>Total Profit Before Tax</b>                            | <b>1,03,810</b>    | <b>91,003</b>      | <b>31,881</b>      | <b>2,68,203</b>    |
|           | Income Tax  | 61,009             | 33,497             | 7,529              | 1,07,270           |
|           | <b>Net Profit/(Loss)</b>                                  | <b>42,801</b>      | <b>57,506</b>      | <b>24,352</b>      | <b>1,60,933</b>    |
|           | Add:- Share of Earnings in Associates                     | 7,034              | 1,705              | 3,241              | 7,906              |
|           | Less:- Minority Interest                                  | 337                | 111                | 303                | 961                |
|           | <b>Consolidated Profit/(Loss) after Minority Interest</b> | <b>49,498</b>      | <b>59,100</b>      | <b>27,290</b>      | <b>1,67,878</b>    |
| <b>C.</b> | <b>Segment Assets</b>                                     |                    |                    |                    |                    |
|           | 1. Treasury Operations                                    | 1,79,48,688        | 1,84,29,475        | 1,98,88,915        | 1,84,29,475        |
|           | 2. Retail Banking Operations                              | 1,32,32,340        | 1,31,14,105        | 1,10,32,934        | 1,31,14,105        |
|           | 3. Wholesale Banking Operations                           | 87,10,981          | 77,32,632          | 67,07,988          | 77,32,632          |
|           | 4. Other Banking Operations                               | 936                | 888                | 892                | 888                |
|           | 5. Unallocated Assets                                     | 13,72,795          | 14,30,871          | 15,13,213          | 14,30,871          |
|           | <b>Total</b>  | <b>4,12,65,740</b> | <b>4,07,07,971</b> | <b>3,91,43,942</b> | <b>4,07,07,971</b> |
| <b>D.</b> | <b>Segment Liabilities</b>                                |                    |                    |                    |                    |
|           | 1. Treasury Operations                                    | 1,82,65,531        | 1,79,57,872        | 2,01,91,512        | 1,79,57,872        |
|           | 2. Retail Banking Operations                              | 1,20,73,905        | 1,24,70,858        | 1,00,56,351        | 1,24,70,858        |
|           | 3. Wholesale Banking Operations                           | 79,53,817          | 73,56,383          | 61,13,362          | 73,56,383          |
|           | 4. Other Banking Operations                               | 1,315              | 1,185              | 845                | 1,185              |
|           | 5. Unallocated Liabilities                                | -                  | -                  | -                  | -                  |
|           | <b>Total</b>  | <b>3,82,94,568</b> | <b>3,77,86,298</b> | <b>3,63,62,070</b> | <b>3,77,86,298</b> |
| <b>E.</b> | <b>Capital Employed</b>                                   |                    |                    |                    |                    |
|           | 1. Treasury Operations                                    | (3,16,843)         | 4,71,603           | (3,02,597)         | 4,71,603           |
|           | 2. Retail Banking Operations                              | 11,58,435          | 6,43,247           | 9,76,583           | 6,43,247           |
|           | 3. Wholesale Banking Operations                           | 7,57,164           | 3,76,249           | 5,94,626           | 3,76,249           |
|           | 4. Other Banking Operations                               | (379)              | (297)              | 47                 | (297)              |
|           | 5. Unallocated  | 13,72,795          | 14,30,871          | 15,13,213          | 14,30,871          |
|           | <b>Total</b>  | <b>29,71,172</b>   | <b>29,21,673</b>   | <b>27,81,872</b>   | <b>29,21,673</b>   |

- 1) The Bank has recognised Treasury operations, Corporate/Wholesale Banking and Retail Banking as primary reporting segments. There are no secondary reporting segments.
- 2) Segment Revenue and Expenses have been apportioned on the basis of the segment assets, wherever direct
- 3) Figures have been regrouped wherever considered necessary to conform to current year classification.
- 4). The Group has only one geographical segment i.e. Domestic Segment

Vivek Wahi  
Executive Director

M.V. Murali Krishna  
Executive Director

M.V. Rao  
Managing Director & CEO

Place: Mumbai  
Date: July 17, 2023



| STATEMENT OF ASSETS AND LIABILITIES                    |                    |                    |                    |                    |                    |                    |
|--|--------------------|--------------------|--------------------|--------------------|--------------------|--------------------|
| (₹ in Lakhs)   |                    |                    |                    |                    |                    |                    |
| PARTICULARS  | STANDALONE         |                    |                    | CONSOLIDATED       |                    |                    |
|  | As at              |                    |                    | As at              |                    |                    |
|  | 30.06.2023         | 30.06.2022         | 31.03.2023         | 30.06.2023         | 30.06.2022         | 31.03.2023         |
|  | Reviewed           | Reviewed           | Audited            | Reviewed           | Reviewed           | Audited            |
| <b>CAPITAL &amp; LIABILITIES</b>                       |                    |                    |                    |                    |                    |                    |
| Capital  | 8,68,094           | 8,68,094           | 8,68,094           | 8,68,094           | 8,68,094           | 8,68,094           |
| Reserves and Surplus                                   | 20,84,640          | 19,08,054          | 20,42,797          | 21,03,079          | 19,13,778          | 20,53,579          |
| Minorities Interest                                    |                    |                    |                    | 7,059              | 6,073              | 6,731              |
| Deposits   | 3,63,39,773        | 3,42,66,150        | 3,59,29,647        | 3,63,91,591        | 3,43,18,701        | 3,59,77,512        |
| Borrowings   | 9,91,642           | 12,75,388          | 8,11,875           | 10,17,697          | 12,92,419          | 8,33,392           |
| Other Liabilities and Provisions                       | 8,73,342           | 7,50,480           | 9,64,136           | 8,78,220           | 7,44,878           | 9,68,663           |
| <b>TOTAL</b>   | <b>4,11,57,491</b> | <b>3,90,68,166</b> | <b>4,06,16,549</b> | <b>4,12,65,740</b> | <b>3,91,43,943</b> | <b>4,07,07,971</b> |
| <b>ASSETS</b>  |                    |                    |                    |                    |                    |                    |
| Cash and Balances with Reserve Bank of India           | 21,78,686          | 44,49,259          | 27,43,292          | 21,78,686          | 44,49,259          | 27,43,292          |
| Balances with Banks and Money at Call and Short Notice | 16,59,663          | 13,49,867          | 16,66,673          | 16,59,933          | 13,50,097          | 16,66,902          |
| Investments  | 1,37,51,108        | 1,35,46,491        | 1,36,58,348        | 1,37,56,733        | 1,35,47,212        | 1,36,56,938        |
| Advances   | 2,12,69,021        | 1,72,43,134        | 2,02,98,431        | 2,13,66,205        | 1,73,35,082        | 2,03,89,326        |
| Fixed Assets   | 4,72,197           | 4,92,089           | 4,77,628           | 4,72,245           | 4,92,124           | 4,77,670           |
| Other Assets   | 18,26,816          | 19,87,326          | 17,72,177          | 18,31,049          | 19,69,280          | 17,72,954          |
| Goodwill on Consolidation                              |                    |                    |                    | 889                | 889                | 889                |
| <b>TOTAL</b>   | <b>4,11,57,491</b> | <b>3,90,68,166</b> | <b>4,06,16,549</b> | <b>4,12,65,740</b> | <b>3,91,43,943</b> | <b>4,07,07,971</b> |

**NOTES TO ACCOUNTS FORMING PART OF AUDITED STANDALONE & CONSOLIDATED FINANCIAL RESULTS FOR THE QUARTER ENDED 30<sup>TH</sup> JUNE, 2023.**

- The above Financial Results have been reviewed and recommended by the Audit Committee of the Board and thereafter approved by the Board of Directors of the Bank in their respective meeting held on 17<sup>th</sup> July, 2023. These results have been subjected to "Limited Review" by the Statutory Central Auditors of the Bank as per the requirements of SEBI (Listing Obligations and Disclosures Requirement) Regulation 2015, as amended.
- The Consolidated Financial Results of the Group comprises the financial results of two Subsidiaries and the share of its profit in the two Associates and one Joint Venture as per details given below:

| Type of Associations              | Name of the Entity                             | Proportion of Ownership of Bank |
|-----------------------------------|--|---------------------------------|
| Subsidiaries                      | Cent Bank Home Finance Limited                 | 64.40%                          |
|                                   | Centbank Financial Services Limited            | 100.00%                         |
| Associates (Regional Rural Banks) | Uttar Bihar Gramin Bank, Muzzafarpur.          | 35.00%                          |
|                                   | Uttarbanga Kshetriya Gramin Bank, Cooch Behar. | 35.00%                          |
| Joint Venture                     | Indo - Zambia Bank, Zambia                     | 20.00%                          |





3. The Standalone/ Consolidated Financial Results for Quarter ended 30<sup>th</sup> June, 2023 have been prepared in accordance with recognition and measurement principles laid down in Accounting Standard (AS-25) on "Interim Financial Reporting" issued by The Institute of Chartered Accountants of India. The Consolidated Financial Results have been prepared in accordance with the Accounting Standard 21 – "Consolidated Financial Statements" and Accounting Standard 23 – "Accounting for Investments in Associates in Consolidated Financial Statements", using equity method for associates and proportionate method for subsidiaries, issued by The Institute of Chartered Accountants of India and the guidelines issued by the Reserve Bank of India.
4. There has been no change in the accounting policies followed during the quarter ended 30<sup>th</sup> June, 2023 as compared to those followed in the preceding Financial Year ended 31<sup>st</sup> March 2023, except as otherwise stated.
5. The Consolidated Financial Results of the Group for the Quarter ended 30<sup>th</sup> June, 2023 have been arrived at after considering provisions for Non-Performing Assets, Restructured Accounts, Standard Assets (including COVID-19 related provisions), Standard Derivative Exposures and Investment, Depreciation, etc. as applicable in the case of the Group which have been made on the basis of extant guidelines on Prudential Norms for Income Recognition, Asset Classification, Provisioning norms issued by the Reserve Bank of India and judicial pronouncements, applicable laws and regulations and accounting standards issued by the ICAI. Further, the amount of advances of the subsidiary is not material in nature at the group level.
6. Provision for contingencies, Direct Tax (after adjustment of Deferred Tax) and for other items / Asset are made on estimated basis for the quarter subject to adjustment, if any, at the year end.
7. Section 115BAA of the Income Tax Act 1961("Act") provides a non- reversible option to domestic companies to pay corporate tax at a reduced rate effective from 1<sup>st</sup> April 2019 subject to certain conditions. The Bank has assessed the applicability of the Act and opted to continue the existing tax rate (i.e.34.944%) for the Quarter ended 30<sup>th</sup> June, 2023.
8. Review of Deferred Tax Assets has been carried out based on Bank management's estimate of possible tax benefits against timing difference in accordance with Accounting Standard-22 "Accounting for Taxes on income" issued by The Institute of Chartered Accountants of India and the Net Deferred Tax Assets of ₹519234 lakh is recognized as at 30<sup>th</sup> June, 2023 (₹678920 lakh as at 30<sup>th</sup> June 2022).
9. Pursuant to proposed bipartite agreement on wage revision (due with effect from November 1, 2022), a sum of ₹11500 lakh has been provided towards wage revision for the quarter ended 30<sup>th</sup> June, 2023, total provision amounting to ₹31858 lakhs so far.
10. Other income includes income (including commission) from non- fund based banking activities, fees, earning from foreign exchange, profit/loss on sale of assets, profit/loss (including revaluation) from investments, recovery from accounts written off, etc.





11. During the Quarter ended 30<sup>th</sup> June, 2023 the Bank has not redeemed any Bonds. Details of the outstanding bonds as on 30<sup>th</sup> June, 2023 is as following:-

| Series                                     | Amount in Cr |
|--|--------------|
| Basel III Compliant Tier II Bonds( Sr I)   | 1000.00      |
| Basel III Compliant Tier II Bonds( Sr III) | 500.00       |
| Basel III Compliant Tier II Bonds( Sr IV)  | 500.00       |
| Basel III Compliant Tier II Bonds( Sr V)   | 500.00       |
| Total                                      | 2500.00      |

12. The Provisioning Coverage Ratio (PCR) as at 30<sup>th</sup> June, 2023 of the Bank is 92.23 %. (86.61 % as at 30<sup>th</sup> June 2022).

13. In terms of Reserve Bank of India (RBI) circular RBI/2022-23/12, DOR.CAP.REC.3/21.06.201/2022-23 dated April' 01, 2022, on 'Basel III Capital Adequacy' and RBI circulars DBR.No.BP.BC.80/21.06.201/2014-15 dated 31<sup>st</sup> March 2015 on 'Prudential Guidelines on Capital Adequacy and Liquidity Standard Amendments', Banks are required to make applicable Pillar 3 disclosures including Leverage ratio, Liquidity Coverage ratio and Net Stable Funding Ratio (NSFR) under the Basel III framework. These disclosures are available on the Parent Bank's website [www.centralbankofindia.co.in](http://www.centralbankofindia.co.in) along with publication of financial results. These disclosures have not been subjected to review or audit by the Statutory Central Auditors of the Bank.

14. Based on the available financial statements and the declaration from borrowers, the Bank has estimated the liability towards Unhedged Foreign Currency Exposure to their constituents in terms of RBI circular DBOD.NO.BP.BC.85/21.06.200/2013-14 dated 15th January 2014 and holds a provision of ₹602 lakh as on 30th June, 2023.

15. During the quarter ended 30th June, 2023, the Bank has reported 247 fraud cases (including Digital/ATM frauds) amounting to ₹501.61 lakhs, out of which 8 cases amounting to ₹371.76 lakhs are classified as Non Borrowal Fraud and 239 cases of ₹129.85 lakh are classified as Digital Fraud and there is no Borrowal Fraud case [against total 409 fraud cases of ₹89803.99 lakh (19 Non Borrowal Fraud cases of Rs.947.23 lakh, 381 Digital Fraud cases of ₹175.37 lakh & 9 Borrowal Fraud cases of Rs.88681.39 lakh) reported in quarter ended 30th June, 2022]. In view of Honorable Supreme Court order dated 27.03.2023 and for want of revised guidelines on declaration on fraud from RBI, Bank has not reported any Borrowal Fraud during 30th June, 2023 quarter.

Bank holds full provision against outstanding balance as on 30.06.2023 in respect of frauds reported during the year.

|  | (Amount in lakhs)                |                                  |
|--|----------------------------------|----------------------------------|
|  | During Quarter Ending 30.06.2023 | During Quarter Ending 30.06.2022 |
| Number of frauds reported  | 247                              | 409                              |
| Amount involved in fraud   | 501.61                           | 89803.99                         |
| Amount of provision made for such frauds*  | 501.61                           | 89803.99                         |
| Amount of Unmortised provision debited from 'other reserves' as at the end of the year (₹ Lakhs) | 0                                | 0                                |

\*Amount consists of recovery/FITL balance etc. against which provision is not required



16. As per RBI Circular Nos. DBR No.BP.15199/21.04.048/2016-17 and DBR No.BP.1906/21.04.048/2017-18, dated 23<sup>rd</sup> June 2017 and 28<sup>th</sup> August 2017 respectively, for the identified borrowers covered under the provisions of Insolvency and Bankruptcy Code (IBC), the Bank is holding total provision as under:-

| Period ended | Amount in ₹ lakhs | Remarks                         |
|--------------|-------------------|---------------------------------|
| 30.06.2023   | 631326            | (including FITL of ₹12790 lakh) |
| 30.06.2022   | 640530            |                                 |

@ 100 % of total outstanding including Investment as on 30<sup>th</sup> June, 2023.

17. RBI vide their circular no. RBI/ 2018-19/ 203 DBR. No. BP. BC. 45/21.04.048/2018-19 dated 7<sup>th</sup> June 2019 on Prudential Framework for Resolution of Stressed Asset issued guidelines for implementation of Resolution Plan, also containing requirements of additional provision as per Para 17 of this RBI circular. The outstanding in such cases as on 30<sup>th</sup> June, 2023 is ₹152020 lakh (₹248368 lakh for 30<sup>th</sup> June, 2022) and in compliance of the above RBI circular, the Bank has held additional provision of ₹22343 lakh as on 30<sup>th</sup> June, 2023 (₹59081 lakh for 30<sup>th</sup> June, 2022) and holds total provision of ₹101676 lakh as on 30<sup>th</sup> June, 2023 (₹155194 lakh for 30<sup>th</sup> June, 2022).
18. As per RBI circular DBR.No.BP.BC.45/21.04.048/2018-19 dated 7th June 2019, the Bank has implemented Resolution Plan for its 7 borrowers (Total 6 Borrowers was there at June 30, 2022) having total exposure of ₹ 352341 at the time of implementation. The total outstanding in such resolved account as on 30th June, 2023 is ₹189704 lakh (₹150709 lakh for 30th June, 2022)
19. Details of loan transferred/ acquired during Quarter ended 30<sup>th</sup> June, 2023 under the RBI Master Direction on Transfer of Loan Exposures dated 24<sup>th</sup> September, 2021 are given below:

- I. Details of non-performing assets(NPA) transferred during the quarter ended 30<sup>th</sup> June, 2023:

(Amount in Lakhs)

| Particulars   | To ARC (Q1) | To Permitted Transferees | To Other Transferees |
|---|-------------|--------------------------|----------------------|
| No. of Accounts   | NIL         | NIL                      | NIL                  |
| Aggregate principal outstanding of loans transferred                                  |             |                          |                      |
| Weighted average residual tenor of the loans transferred                              |             |                          |                      |
| Net book value of loans transferred ( at the time of transfer)                        |             |                          |                      |
| Aggregate Consideration   | 534         |                          |                      |
| Additional consideration realized in respect of accounts transferred in earlier years |             |                          |                      |





II. Details of Standard Assets Acquired through assignment/Novation and Loan Participation  
(Co-Lending):

| Particulars                                  | Quarter ended<br>30.06.2023 | Year ended<br>31.03.2023 | Year ended<br>31.03.2022 |
|--|-----------------------------|--------------------------|--------------------------|
| 1 No. of accounts Purchased during the Year  | 15796                       | 56846                    | 13272                    |
| 2 Aggregate outstanding (Amt in ₹ lakh)      | 124076                      | 510602                   | 150021                   |
| 3 Weighted average maturity(in months)       | 112                         | 175                      | 204                      |
| 4 Weighted average holding period(in months) | 0                           | 0                        | 0                        |
| 5 Retention of beneficial economic interest  | 20%                         | 20%                      | 20%                      |
| 6 Coverage of tangible security coverage     | 70.75%                      | 87%                      | 100%                     |

The loans acquired are not rated as these are to non-corporate borrowers.

III. Details of Standard Assets Acquired through assignment/Novation and Loan Participation  
(Pool Buy-out):

| Particulars  | Quarter ended<br>30.06.2023 | Year ended<br>31.03.2023 | Year ended<br>31.03.2022 |
|--|-----------------------------|--------------------------|--------------------------|
| 1 <b>No. of accounts</b> Purchased during the Year | 58649                       | 150491                   | 162184                   |
| 2 Aggregate outstanding (Amt in ₹ lakh)            | 52358                       | 102000                   | 131595                   |
| 3 Weighted average maturity(in months)             | 23.35                       | 38.25                    | 19.46                    |
| 4 Weighted average holding period (in months)      | 5.05                        | 6.74                     | 3.86                     |
| 5 Retention of beneficial economic interest        | 10%                         | 10%                      | 10%                      |
| 6 Coverage of tangible security coverage           | 57.21%                      | 95.29%                   | 100%                     |

The loans acquired are not rated as these are to non-corporate borrowers.

IV. The bank has neither acquired nor transferred any stressed loans during the quarter ended 30<sup>th</sup> June, 2023.

V. Recovery Rating assigned to outstanding Security Receipts held by Bank as on 30<sup>th</sup> June, 2023:

| Rating of SR*    | Book Value (Amount in Lakh) |
|------------------|-----------------------------|
| R1               | 152                         |
| R2               | 15668                       |
| R3               | 6069                        |
| R4               | 1718                        |
| R5               | 3156                        |
| Rating withdrawn | 206240                      |
| <b>Total</b>     | <b>233003</b>               |

\*Recovery rating is as assigned by various external agencies.






20. RBI vide their Circular No.: RBI/2021-22/105 DORACC.REC.57/21.04.018/2021-22 dated 4th October 2021, has permitted Banks to amortize the additional liability on account of revision in family pension for employees over a period of not exceeding 5 (five) years, beginning with financial year ended 31<sup>st</sup> March 2022, subject to a minimum of 1/5th of the total amount being expensed every year. Based on the Actuarial Valuation report obtained by the Bank the additional liability on account of revision in family pension for employees is arrived at ₹82195 lakh. Bank has opted to amortize the same as per the said circular of RBI and has charged an amount of ₹ 54452 lakh out of ₹ 82195 lakh to the Profit & Loss account during the FY March 2022. During the FY March 2023, Bank has charged Rs 16440 lakhs to the Profit & Loss Accounts. During the quarter ended 30th June, 2023, the Bank has charged ₹4110 lakh to the Profit and Loss account. The balance unamortized expense of ₹7193 lakh has been carried forward.
21. The outbreak of Corona virus (COVID-19) pandemic globally including India has resulted in slowdown of economic activities and increased volatility in financial markets. The extent to which the COVID-19 pandemic will impact the Bank's financial results will depend on future developments, which are highly uncertain. Given the uncertainty, because of COVID-19 pandemic, the Bank is continuously monitoring any material change in future economic condition which may impact the Bank's operations and its financial results in future depending on the developments which may differ from that estimated as at the date of approval of the financial statements.
22. Notes on Segment Reporting:
- As per the guidelines of the RBI on compliance with the Accounting Standards, the Parent Bank has adopted "Treasury Operations", "Wholesale", "Retail" and "other Banking Operations", as primary business segments for the purpose of compliance with Accounting Standard 17 on Segment Reporting issued by Institute of Chartered Accountants of India (ICAI). There are no secondary reporting segments.
  - Segment revenue represents revenue from external customer.
  - Segment Revenue and Expenses have been apportioned on the basis of the Segment Assets, wherever direct allocation is not possible
  - Capital employed for each segment has been allocated proportionate to assets of the respective segment.
23. As per RBI Circular DOR.AUT.REC.12/22.01.001/2022-23 dated April 07, 2022, for the purpose of disclosure under Accounting Standard 17, Segment reporting, 'Digital Banking' has been identified as a sub-segment under Retail Banking by Reserve Bank of India (RBI). However, as the proposed Digital Banking Unit (DBU) of the Bank has not yet commenced operations and hence no disclosure is made in this regard on the basis of RBI clarifications vide Letter No. CO.VV.RAUG.S.S7488/22.01.001/2022-23 dated 21.02.2023

24. Status of Investors' Complaints for the quarter ended 30<sup>th</sup> June, 2023.

| Sr. No. | Particulars  | No. of Complaints |
|---------|--|-------------------|
| 1.      | No. of Complaints pending at the beginning of the Year                                   | 0                 |
| 2.      | No. of Complaints received during the Year   | 0                 |
| 3.      | No. of Complaints disposed of during the Year  | 0                 |
| 4.      | No. of Complaints unresolved at the end of the quarter ended 30 <sup>th</sup> June, 2023 | 0                 |



25. Pursuant to the Master Direction on Financial Statements-Presentation and Disclosures issued by Reserve Bank of India on 30th August, 2021 and subsequent clarification dated 15<sup>th</sup> Nov.2021, reclassification/ regrouping of figures has been carried out by the Bank in during the current financial year, by the parent Bank, with changes in earlier period also to conform to the current period classification.
26. As per RBI guidelines, DOR.ACC.REC.No.91/21.04.018/2022-23 dated December' 13, 2022, the details of item under schedule 14 i.e. Other Income exceeding 1% of the total income is as under: -

| For FY ended 31.03.2023   | Item under the Subhead / Head | Amount in Lakhs | Amount in % |
|---|-------------------------------|-----------------|-------------|
| Any Item under the subhead "Miscellaneous Income Under the head "Schedule 14 – Other Income" Exceeding 1% (one percent) of Total Income | Recovery in Write Off         | 19759           | 2.41%       |

27. During the current quarter ended 30<sup>th</sup> June, 2023, the Reserve Bank of India has levied / imposed a penalty of ₹84.50 Lakhs on 26<sup>th</sup>, May, 2023 & the same was paid to RBI on 31<sup>st</sup>, May, 2023.
28. Figures of the previous period have been regrouped/reclassified/rearranged, wherever necessary, to conform to the current period classification.



VIVEK WAHI  
EXECUTIVE DIRECTOR




M V MURALI KRISHNA  
EXECUTIVE DIRECTOR



M. V. RAO  
MANAGING DIRECTOR & CEO





Central Office

---

**DECLARATION OF AUDIT REPORT WITH UNMODIFIED OPINION**

We hereby declare that Auditors' Report on Standalone and Consolidated Bank's Financial for the Quarter ended June 30, 2023 contain unmodified opinion.

**(MUKUL N. DANDIGE)**  
**GENERAL MANAGER & CFO**

**(M.V. RAO)**  
**MANAGING DIRECTOR & CEO**

Place: Mumbai

Date: July 17, 2023



**CERTIFICATE UNDER REGULATION 17(8) OF SEBI (LISTING OBLIGATIONS AND DISCLOSURE REQUIREMENTS) REGULATIONS, 2015**

The Board of Directors  
Central Bank of India

This is to certify that:

- a. We have reviewed Financial Statements of Central Bank of India for the Quarter ended June 30, 2023 and to the best of our knowledge and belief:
  - I. These Statements do not contain any materially untrue statement or omit any material fact or contain statements that might be misleading.
  - II. These Statements together present a true and fair view of the Bank's affairs and are in compliance with existing Accounting Standards, applicable law and regulations.
- b. There are, to the best of our knowledge and belief, no transactions entered into by the Bank during the Quarter ended June 30, 2023 which is fraudulent, illegal or violative of the Bank's code of conduct.
- c. We accept responsibility for establishing and maintaining internal controls for the financial reporting and that we have evaluated the effectiveness of the internal control systems of the Bank pertaining to financial reporting and we have disclosed to the auditors and the Audit Committee, deficiencies in the design or operation of such internal controls, if any, of which we are aware and the steps we have taken or propose to take to rectify these deficiencies.
- d. We have indicated to the Auditors and the Audit Committee:
  - I. Significant changes in internal control over financial reporting during the Quarter ended June 30, 2023.
  - II. There is no significant changes in accounting policies during the Quarter ended June 30, 2023 and the same have been disclosed in the notes to the financial statement and,
  - III. Instances of significant fraud of which we have become aware and the involvement therein, if any, of the Management or any employee having a significant role in the Bank's Internal Control System over financial reporting.

  
(MUKUL N. DANDIGE)  
GENERAL MANAGER & CFO

  
(M. V. RAO)  
MANAGING DIRECTOR & CEO

Place: Mumbai  
Date: July 17, 2023

|  |  |
|--|--|
| <b>CHHAJED &amp; DOSHI</b><br>Chartered Accountants<br>101, Hubtown Solaris,<br>N.S. Phadke Marg, Andheri (East),<br>Mumbai - 400069 | <b>A S K A &amp; CO</b><br><b>(Formerly Ambekar Shelar Karve &amp; Ambardekar)</b><br>Chartered Accountants<br>501, Mirage Arcade, Opp. Ganesh Mandir,<br>Off. Phadke Road,<br>Dombivli (East), Mumbai -421201 |
| <b>KISHORE &amp; KISHORE</b><br>Chartered Accountants<br>C-7, Sector E (New),<br>Aliganj,<br>Lucknow- 226024                         | <b>A.R. &amp; Co</b><br>Chartered Accountants<br>A-403, Gayatri Apartments<br>Airlines Group Housing Society<br>Plot No 27, Sector -10, Dwarka<br>New Delhi – 110075   |

**Independent Auditors' Limited Review Report on Unaudited Standalone Financial Results of Central Bank of India for the Quarter ended June 30, 2023 pursuant to the Regulation 33 and Regulation 52 of the SEBI (Listing Obligations and Disclosure Requirements) Regulations, 2015**

**To,  
The Board of Directors  
Central Bank of India  
Mumbai**

1. We have reviewed the accompanying Statement of unaudited Standalone Financial Results of Central Bank of India (the "Bank") for the Quarter ended June 30, 2023 ("the Statement") attached herewith, being submitted by the Bank pursuant to the requirement of Regulation 33 and Regulation 52 of the SEBI (Listing Obligations and Disclosure Requirements) Regulations, 2015, as amended ("Listing Regulations") except for the disclosures related to Pillar 3 as at June 30, 2023, including Leverage Ratio, Liquidity Coverage Ratio and Net Stable Funding Ratio (NFSR) under Basel III Capital Regulations issued by Reserve Bank of India as have been disclosed in the Bank's website and in respect of which a link has been provided in the aforesaid financial results and have not been reviewed by us. This statement is the responsibility of the Bank's Management and has been reviewed by the Audit Committee of the Board and approved by the Board of Directors. Our responsibility is to issue a report on the statement based on our review.
2. This Statement, which is the responsibility of the Bank's Management and has been approved by the Bank's Board of Directors, has been prepared by Bank's management in accordance with the recognition and measurement principles laid down in Accounting Standard 25 "Interim Financial Reporting" ("AS 25"), issued by the Institute of Chartered Accountants of India (ICAI), the relevant provisions of the Banking Regulation Act, 1949, the circulars, guidelines and directions issued by the Reserve Bank of India (RBI), from time to time ("RBI Guidelines") and other accounting principles generally accepted in India. Our responsibility is to express a conclusion on the Statement based on our review.





3. We conducted our review of the Statement in accordance with the Standard on Review Engagements (SRE) 2410 "Review of Interim Financial Information Performed by the Independent Auditor of the Entity", issued by the Institute of Chartered Accountants of India (ICAI). This Standard requires that we plan and perform the review to obtain moderate assurance as to whether the financial statements are free of material misstatement. A review of interim financial information consists of making inquiries, primarily of Bank's personnel responsible for financial and accounting matters, and applying analytical and other review procedures. A review is substantially less in scope than an audit conducted in accordance with Standards on Auditing and consequently does not enable us to obtain assurance that we would become aware of all significant matters that might be identified in an audit. Accordingly, we do not express an audit opinion.

We also performed procedures in accordance with the circular issued by the SEBI under Regulation 33(8) of the SEBI (Listing Obligations and Disclosure Requirements) Regulations, 2015, as amended, to the extent applicable.

4. The Statement incorporates the relevant returns of top 20 branches, Treasury and other Central Office Departments reviewed by us and un-reviewed returns of 4263 branches. In the conduct of our review, we have relied on the review reports in respect of non-performing assets received from the Concurrent Auditors of 210 branches specifically appointed for this purpose. These review reports cover 50.29% of the advances portfolio of the Bank, including top 20 branches and excluding food credit and advances of Asset Recovery branches/Stressed Assets Management branches of the Bank and 71.14% of the Non- Performing Assets of the Bank as on June 30, 2023. Apart from these review reports, in the conduct of our review at Head Office, we have also relied upon various information and returns received from the un-reviewed branches of the Bank and generated through centralized data base at Bank's Head Office.

5. Based on our review conducted as above and subject to limitations as mentioned in Para 3 above, nothing has come to our attention that causes us to believe that the accompanying statement of unaudited Standalone Financial Results together with the notes thereon prepared in accordance with applicable accounting standards and other recognized accounting practices and policies has not disclosed the information required to be disclosed in terms of Listing Regulations including the manner in which it is to be disclosed, or that it contains any material misstatement or that it has not been prepared in accordance with the relevant guidelines/prudential norms issued by the Reserve Bank of India in respect of income recognition, asset classification, provisioning and other related matters.





## 6. Emphasis of Matter

We draw attention to the following note:

- a) Note no. 20 of the Statement regarding amortization of additional liability on revision of family pension amounting to ₹ 821.95 crore. The Bank has charged an amount of ₹ 41.10 crore to the Profit and Loss Account for the quarter ended June 30,2023 and the balance unamortised expense of ₹ 71.93 crore has been carried forward pursuant to RBI circular no. RBI/2021-22/105 DORACC.REC.57/21.04.018/2021-22 dt.4<sup>th</sup> October, 2021.
- b) Note no. 8 of the Statement regarding deferred tax, wherein on the basis of tax review made by the Bank's management with respect to the possible tax benefits arising out of the timing difference, the net deferred tax asset of ₹ 5192.34 crore is recognised as on June 30,2023 (₹6789.20 lakh as on June 30,2022).

Our opinion is not modified in respect of this matter.

**FOR CHHAJED & DOSHI**  
CHARTERED ACCOUNTANTS  
F.R. No.101794W

  
(CA NITESH JAIN)  
PARTNER  
M.No.136169

UDIN: 23136169BQXAAM8228




**FOR A S K A & CO**  
CHARTERED ACCOUNTANTS  
F.R. No.122063W

  
(CA ANUP BAGAITKAR)  
PARTNER  
M.No.149883

UDIN: 23149883BQXFYC9170



**FOR KISHORE & KISHORE**  
CHARTERED ACCOUNTANTS  
F.R. No. 000291N

  
(CA AKHILESH K. MATHUR)  
PARTNER  
M. No. 509176

UDIN: 23509176B6WZBK1251



**FOR A.R. & Co**  
CHARTERED ACCOUNTANTS  
F.R. No.002744C

  
(CA PAWAN K GOEL)  
PARTNER  
M.No.072209

UDIN: 23072209B6VYPJ3685



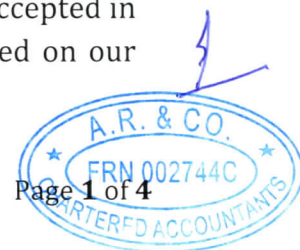
**Place: Mumbai**  
**Date: July 17, 2023**

|  |  |
|--|--|
| <b>CHHAJED &amp; DOSHI</b><br>Chartered Accountants<br>101, Hubtown Solaris,<br>N.S. Phadke Marg, Andheri (East),<br>Mumbai - 400069 | <b>A S K A &amp; CO</b><br><b>(Formerly Ambekar Shelar Karve &amp; Ambardekar)</b><br>Chartered Accountants<br>501, Mirage Arcade, Opp. Ganesh Mandir,<br>Off. Phadke Road,<br>Dombivli (East), Mumbai -421201 |
| <b>KISHORE &amp; KISHORE</b><br>Chartered Accountants<br>C-7, Sector E (New),<br>Aliganj,<br>Lucknow- 226024                         | <b>A.R. &amp; Co</b><br>Chartered Accountants<br>A-403, Gayatri Apartments<br>Airlines Group Housing Society<br>Plot No 27, Sector -10, Dwarka<br>New Delhi – 110075   |

**Independent Auditors' Limited Review Report on Unaudited Consolidated Financial Results of Central Bank of India for the Quarter ended June 30, 2023 pursuant to the Regulation 33 and Regulation 52 of the SEBI (Listing Obligations and Disclosure Requirements) Regulations, 2015 (as amended)**

**The Board of Directors  
Central Bank of India  
Mumbai**

1. We have reviewed the accompanying Statement of Unaudited Consolidated Financial Results of Central Bank of India ("the Parent" or" the Bank") and its subsidiaries (collectively referred to as "the Group") and its share of the net profit/(loss) after tax of its associates for the Quarter ended June 30, 2023 ("the Statement"), being submitted by the Parent pursuant to the requirement of Regulation 33 and Regulation 52 of the SEBI (Listing Obligations and Disclosure Requirements) Regulations, 2015, as amended, except the disclosures relating to Pillar 3 as at June 30, 2023, including Leverage Ratio, Liquidity Coverage Ratio and Net Stable Funding Ratio (NFSR) under Basel III Capital Regulations issued by Reserve Bank of India as have been disclosed on the Bank's website and in respect of which a link has been provided in the aforesaid statement and have not been reviewed by us. This statement is the responsibility of the Bank's Management and has been reviewed by the Audit Committee of the Board and approved by the Board of Directors. Our responsibility is to issue a report on the statement based on our review.
2. The Statement, which is the responsibility of the Parent's Management and approved by the Parent's Board of Directors, has been prepared in accordance with the recognition and measurement principles laid down in Accounting Standard 25 "Interim Financial Reporting" ("AS 25") issued by the Institute of Chartered Accountants of India , the relevant provisions of the Banking Regulation Act, 1949, the circulars, guidelines and directions issued by the Reserve Bank of India (RBI) from time to time ("RBI Guidelines") and other accounting principles generally accepted in India. Our responsibility is to express a conclusion on the Statement based on our review.





3. We conducted our review of the Statement in accordance with the Standard on Review Engagements (SRE) 2410 "Review of Interim Financial Information Performed by the Independent Auditor of the Entity", issued by the Institute of Chartered Accountants of India. This standard requires that we plan and perform the review to obtain moderate assurance as to whether the financial statements are free of material misstatement. A review of interim financial information consists of making inquiries, primarily of Bank's personnel responsible for financial and accounting matters, and applying analytical and other review procedures. A review is substantially less in scope than an audit conducted in accordance with Standards on Auditing and consequently does not enable us to obtain assurance that we would become aware of all significant matters that might be identified in an audit. Accordingly, we do not express an audit opinion.

We also performed procedures in accordance with the circular issued by the SEBI under Regulation 33(8) of the SEBI (Listing Obligations and Disclosure Requirements) Regulations, 2015, as amended, to the extent applicable.

4. The Statement includes the results of the following entities:

I. Subsidiaries

- i) Cent Bank Home Finance Limited.
- ii) CentBank Financial Services Limited.

II. Associates

1. Regional Rural Banks

- i) Uttar Bihar Gramin Bank, Muzzaffarpur
- ii) Uttarbanga Kshetriya Gramin Bank, Cooch Bihar

2. Indo-Zambia Bank Limited, Zambia

5. Based on our review conducted and procedures performed as stated in paragraph 3 above and based on the consideration of the review reports of the branch auditors and other auditors referred to in paragraph 6 & 7 below, nothing has come to our attention that causes us to believe that the accompanying Statement, prepared in accordance with the recognition and measurement principles laid down in the aforesaid Accounting Standard, RBI guidelines and other accounting principles generally accepted in India, has not disclosed the information required to be disclosed in terms of Regulation 33 and Regulation 52 of the SEBI (Listing Obligations and Disclosure Requirements) Regulations, 2015, as amended, including the manner in which it is to be disclosed, except for the disclosures relating to consolidated Pillar 3 as at June 30, 2023, including Leverage ratio, Liquidity Coverage Ratio and Net Stable Funding Ratio under Basel III Capital Regulations as have been disclosed on the Bank's website and in respect of which a link has been provided in the Statement and have not been reviewed by us, or that it contains any material misstatement.





6. We did not review the interim financial information of 210 branches included in the standalone unaudited interim financial results of the entities included in the Group, whose results reflect total assets of Rs. 49,827.46 crore as at June 30, 2023, and total revenues of Rs 715.65 crore for the quarter ended June 30, 2023, as considered in the respective standalone unaudited interim financial results of the entities included in the Group. The interim financial results of these branches have been reviewed by the concurrent auditors whose reports have been furnished to us and our conclusion in so far as it relates to the amounts and disclosures included in respect of these branches, is based solely on the report of such concurrent auditors and the procedures performed by us as stated in paragraph 3 above.

We did not review the interim financial results of 2 subsidiaries included in the unaudited consolidated financial results, whose interim financial results reflect total assets of Rs 1,583.86 crore as at June 30, 2023 and total revenues of Rs. 41.63 crore and total net profit after tax of Rs. 9.75 crore for the quarter ended June 30, 2023, as considered in the unaudited consolidated financial results. The interim financial results of 2 subsidiaries have been furnished to us by the Management and our conclusion on such financial results, in so far as it relates to the amounts and disclosures included in respect of these subsidiaries, is based solely on the management's estimates. According to the information and explanations given to us by the management, these interim financial results/ information are not material to the group.

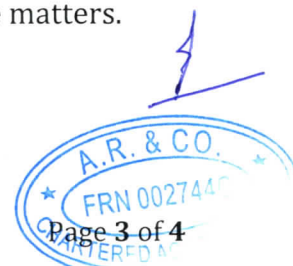
Our conclusion on the Statement is not modified in respect of the above matters.

7. The unaudited consolidated financial results includes the interim financial results which have not been reviewed of 4263 branches, included in the consolidated unaudited interim financial results of the entities included in the Group, whose results reflect total assets of Rs. 2,48,706.08 crore as at June 30, 2023, and total revenues of Rs. 2,645.03 crore for the quarter ended June 30, 2023, as considered in the respective standalone unaudited interim financial results of the entities included in the Group.

The unaudited consolidated financial results include the interim financial information of 2 associates which have been reviewed by their auditors, whose interim financial information reflects total net profit of Rs. 53.18 crore (parent's share) for quarter ended June 30, 2023 as considered in the unaudited consolidated financial result. According to the information and explanations given to us by the Management, this interim financial information is not material to the Group.

The unaudited consolidated financial results include the interim financial information of 1 Joint Venture which has not been reviewed by its auditors, whose interim financial information reflects total net profit of Rs. 17.16 crore (parent's share) for quarter ended June 30, 2023 as considered in the unaudited consolidated financial result. According to the information and explanations given to us by the Management, this interim financial information is not material to the Group.

Our conclusion on the Statement is not modified in respect of the above matters.



## 8. Emphasis of Matter

- a) Note no. 20 of the Statement regarding amortization of additional liability on revision of family pension amounting to ₹ 821.95 crore. The Bank has charged an amount of ₹ 41.10 crore to the Profit and Loss Account for the quarter ended June 30,2023 and the balance unamortised expense of ₹ 71.93 crore has been carried forward pursuant to RBI circular no. RBI/2021-22/105 DORACC.REC.57/21.04.018/2021-22 dt.4th October, 2021.
- b) Note no. 8 of the Statement regarding deferred tax, wherein on the basis of tax review made by the Bank's management with respect to the possible tax benefits arising out of the timing difference, the net deferred tax asset of ₹ 5,192.34 crore is recognised as on June 30,2023 (₹6,789.20 crore as on June 30,2022).

Our conclusion is not modified in respect of these matters.

**FOR CHHAJED & DOSHI**  
CHARTERED ACCOUNTANTS  
F.R. No.101794W

  
(CA NITESH JAIN)

PARTNER

M.No.136169

UDIN: 23136169BQXAAN5126



**FOR A S K A & CO**  
CHARTERED ACCOUNTANTS  
F.R. No.122063W



(CA ANUP BAGAITKAR)

PARTNER

M.No.149883

UDIN: 23149883BQXFYD2446



**FOR KISHORE & KISHORE**  
CHARTERED ACCOUNTANTS  
F.R. No. 000291N

  
(CA AKHILESH K. MATHUR)

PARTNER

M. No. 509176

UDIN: 23509176BQWZBL8184



**FOR A.R. & Co**  
CHARTERED ACCOUNTANTS  
F.R. No.002744C



(CA PAWAN K GOEL)

PARTNER

M.No.072209

UDIN: 23072209BQVYP12481



**Place: Mumbai**

**Date: July 17, 2023**

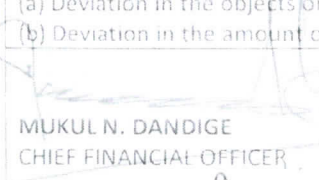


**Statement of deviation/variation in the use of issue proceeds of issue of listed non-convertible debt securities for the quarter ended 30.06.2023**  
 (As per Regulation 52(7) & 52 (7A) of SEBI (LODR) Regulations, 2015)


**A. Statement of utilization of issue proceeds:**

| Name of the Issuer | ISIN | Mode of Fund Raising (Public Issue/Private Placement) | Type of Instrument | Date of raising funds | Amount Raised | Funds Utilized | Any Deviation (Yes/No) | IF 8 is yes, then specify the purpose of for which the funds were utilized | Remarks, if any |
|--------------------|------|---|--------------------|-----------------------|---------------|----------------|------------------------|--|-----------------|
| 1                  | 2    | 3   | 4                  | 5                     | 6             | 7              | 8                      | 9  | 10              |
| NIL                |      |   |                    |                       |               |                |                        |  |                 |

**B. Statement of deviation/variation in use of issue proceeds:**

|  |                                |                     |                             |                |  |                 |
|--|--------------------------------|---------------------|-----------------------------|----------------|--|-----------------|
| Particulars  | Remarks                        |                     |                             |                |  |                 |
| Name of listed entity  | Central Bank of India          |                     |                             |                |  |                 |
| Mode of Fund raising   | Public Issue/Private Placement |                     |                             |                |  |                 |
| Type of Instrument   | NA                             |                     |                             |                |  |                 |
| Date of raising funds  | NA                             |                     |                             |                |  |                 |
| Amount raised  | Nil                            |                     |                             |                |  |                 |
| Report filed for Quarter ended   | 30 <sup>th</sup> June, 2023    |                     |                             |                |  |                 |
| Is there a deviation / variation in use of funds raised?   | No                             |                     |                             |                |  |                 |
| Whether any approval is required to vary the objects of the issue stated in the prospectus/offer documents?  | NA                             |                     |                             |                |  |                 |
| If yes, details of the approval so required?   | -                              |                     |                             |                |  |                 |
| Date of approval   | -                              |                     |                             |                |  |                 |
| Explanation for the Deviation / Variation  | NA                             |                     |                             |                |  |                 |
| Comments of the Audit Committee after review   | NA                             |                     |                             |                |  |                 |
| Comments of the auditors, if any   | NA                             |                     |                             |                |  |                 |
| Objects for which funds have been raised and where there has been a deviation/variation, in the following table :-   |                                |                     |                             |                |  |                 |
| Original Object  | Modified Object, if any        | Original allocation | Modified allocation, if any | Funds utilised | Amount of deviation/variation for the quarter according to applicable object (In ₹ Crore and in %) | Remarks, if any |
| Nil  |                                |                     |                             |                |  |                 |
| Deviation could mean:  |                                |                     |                             |                |  |                 |
| (a) Deviation in the objects or purposes for which the funds have been raised.   |                                |                     |                             |                |  |                 |
| (b) Deviation in the amount of funds actually utilized as against what was originally disclosed.   |                                |                     |                             |                |  |                 |
| <p style="text-align: center;"> <br/> <b>MUKUL N. DANDIGE</b><br/>           CHIEF FINANCIAL OFFICER         </p> |                                |                     |                             |                |  |                 |
| Date :- 17/07/2023   |                                |                     |                             |                |  |                 |
| Place :- Mumbai  |                                |                     |                             |                |  |                 |

Statement of deviation/variation in use of issue proceeds for the quarter ended 30.06.2023  
(As per Regulation 32(1) of SEBI (LODR) Regulations, 2015)

| Particulars   |                         | Remarks  |                             |                |  |                 |
|---|-------------------------|--|-----------------------------|----------------|--|-----------------|
| Name of listed entity   |                         | Central Bank of India                                      |                             |                |  |                 |
| Mode of Fund raising  |                         | Public issues/ Rights issues / Preferential issue / Others |                             |                |  |                 |
| Type of Instrument  |                         | NA   |                             |                |  |                 |
| Date of raising funds   |                         | NA   |                             |                |  |                 |
| Amount raised   |                         | Nil  |                             |                |  |                 |
| Report filed for Quarter ended  |                         | 30 <sup>th</sup> June, 2023                                |                             |                |  |                 |
| Is there a deviation / variation in use of funds raised?  |                         | No   |                             |                |  |                 |
| Whether any approval is required to vary the objects of the issue stated in the prospectus/offer documents?                               |                         | NA   |                             |                |  |                 |
| If yes, details of the approval so required?  |                         | -  |                             |                |  |                 |
| Date of approval  |                         | -  |                             |                |  |                 |
| Explanation for the Deviation / Variation   |                         | NA   |                             |                |  |                 |
| Comments of the Audit Committee after review  |                         | NA   |                             |                |  |                 |
| Comments of the auditors, if any  |                         | NA   |                             |                |  |                 |
| Objects for which funds have been raised and where there has been a deviation/variation, in the following table :-                        |                         |  |                             |                |  |                 |
| Original Object   | Modified Object, if any | Original allocation  | Modified allocation, if any | Funds utilised | Amount of deviation/variation for the quarter according to applicable object (In ₹ Crore and in %) | Remarks, if any |
| Nil   |                         |  |                             |                |  |                 |
| Deviation could mean:   |                         |  |                             |                |  |                 |
| (a) Deviation in the objects or purposes for which the funds have been raised.  |                         |  |                             |                |  |                 |
| (b) Deviation in the amount of funds actually utilized as against what was originally disclosed.  |                         |  |                             |                |  |                 |
| <br><b>MUKUL N. DANDIGE</b><br>CHIEF FINANCIAL OFFICER |                         |  |                             |                |  |                 |
| Date :- 17/07/2023  |                         |  |                             |                |  |                 |
| Place :- Mumbai   |                         |  |                             |                |  |                 |



To  
Board of Directors  
Central Bank of India

**CERTIFICATE WITH REFERENCE TO SECURITY COVER IN RESPECT OF LISTED UNSECURED DEBT SECURITIES FOR THE QUARTER ENDED 30.06.2023**

We have been requested by Central Bank of India vide its appointment letter CO/BS-IRD/2022-23/348A dated 16<sup>th</sup> January, 2023 to verify and certify, compliance with respect to Security Cover in respect of listed unsecured debt securities as per regulation 54(2) read with regulation 56 (1) (d) of SEBI (LODR) Regulation, 2015 & as per circular SEBI/HO/MIRSD/CRADT/CIR/P/2020/230 dated 12th November, 2020 & SEBI/HO/MIRSD/MIRSD CRADT/CIR/P/2022/67 dated 19<sup>th</sup> May, 2022. This certificate is required for the onward submission to stock exchanges and debenture trustee only.

**Management's Responsibilities**

The responsibility for compliance with regard to instructions contained in Securities and Exchange Board of India (Listing Obligations and Disclosure Requirements) Regulations, 2015 published on 2nd September, 2015 & as per circular SEBI/HO/MIRSD/CRADT/CIR/P/2020/230 dated 12<sup>th</sup> November, 2020 & SEBI/HO/MIRSD/MIRSD/CRADT/CIR/P/2022/67 dated 19<sup>th</sup> May, 2022 is that of the management of the Bank. The Bank's responsibility is to put in place controls and suitable triggers to ensure that above regulations are adhered to.

**Auditor's Responsibility**

Our responsibility is to provide the reasonable assurance on Bank's compliance with respect to Security Cover in respect of listed debt securities as per regulation 54(2) read with regulation 56(1)(d) of SEBI (LODR) Regulation, 2015, as to the accuracy in the computation of Security Coverage Ratio in respect of listed debt securities.

We conducted our independent review in accordance with the Guidance Note on Reports or Certificates for Special Purposes (Revised 2016) issued by the Institute of Chartered Accountants of India. The Guidance Note requires that we comply with the ethical requirements of the Code of Ethics issued by the Institute of Chartered Accountants of India.

We have complied with the relevant applicable requirements of the Standard on Quality Control (SQC) 1, Quality Control for Firms that Perform Audits and Reviews of Historical Financial Information, and Other Assurance and Related Services Engagements.

**REVIEW PROCEDURES PERFORMED:**

- a) Verification of terms / covenants of the issue of the listed debt securities.
- b) Verification of SEBI Circular regarding Security Coverage Ratio.
- c) Verification of Books of Accounts for the quarter ended 30.06.2023.



**OPINION**

Based on examination of unaudited books of accounts and other relevant records/documents, we hereby certify that:

- a) **The Central Bank of India has vide its Board Resolution and information memorandum/ offer document and under various Debenture Trust Deeds, has issued the following listed debt securities:**

(₹ in crore)

| ISIN         | Private Placement/<br>Public Issue | Secured/<br>Unsecured | Sanctioned<br>Amount | Cover/Security<br>Required |
|--------------|------------------------------------|-----------------------|----------------------|----------------------------|
| INE483A09260 | Private Placement                  | Unsecured             | 1000                 | NA                         |
| INE483A09286 | Private Placement                  | Unsecured             | 500                  | NA                         |
| INE483A08023 | Private Placement                  | Unsecured             | 500                  | NA                         |
| INE483A08031 | Private Placement                  | Unsecured             | 500                  | NA                         |
| <b>Total</b> |                                    |                       | <b>2500</b>          |                            |

- b) **Securities Cover for listed debt securities:**

Based on our examination and procedures performed by us, as referred above and according to the information & explanations given to us, we report that the data related to Security Cover as laid down in Annexure as at June 30, 2023 has been extracted accurately from the Books of account for the quarter ended June 30, 2023 pursuant to the requirements of Regulation 54 read under Reg 56(1)(d) of SEBI (Listing Obligations and Disclosure Requirements) Regulations, 2015 (the "SEBI Regulations") and Circular No. SEBI/HO/MIRSD/MIRSD\_CRADT/CIR/P/2022/67 dated May 19, 2022.

The Security cover certificate is being issued in consonance with SEBI regulations and shall have no effect on the seniority of such instruments and all other terms and conditions applicable for the issue of the bonds as specified by RBI Master Circular no. DBR.No.BP.BC.1/21.06.201/2015-16 dated July 1, 2015 for Basel III compliant bonds/RBI Master Circular no. DBR.No.BP.BC.4./21.06.001/2015-16 dated July 1, 2015 for Basel II compliant bonds, as amended time, and the terms of issue.

- c) **Compliance of all the covenants/terms of the issue in respect of listed debt securities information under Securities and Exchange Board of India (Listing Obligations and Disclosure Requirements) Regulations, 2015 in terms of the provision of regulation 56(1)(d) as amended from time to time- Covenant Compliance Certificate as on 30.06.2023:**

We have examined the compliances made by the Bank in respect of the covenants / terms of the issue of the listed debt securities and certify that the covenants/terms of the issue have been complied by the Bank.





Based on the examination of the unaudited books of accounts and other relevant records/documents, we hereby certify that:

We certify that the Bank has complied with all the covenant/terms of the issue mentioned in the offer document/ Information Memorandum and/or Debenture Trust Deed for the above mentioned Non-convertible debt securities.

Further, please find below the list of the covenant which the Bank has failed to comply for the quarter:

| Covenant | Document reference | Date of breach | Cure period (if any) |
|----------|--------------------|----------------|----------------------|
| NIL      |                    |                |                      |

**Restriction on use**

This certificate has been issued at the request of the Bank for onward submission to stock exchanges and debenture trustee only. It should not be used by any other person, without our consent. Accordingly, we do not accept or assume any liability or any duty of care or for any other purpose or to any other party to whom it is shown or into whose hands it may come without our prior consent in writing.

**For CHHAJED & DOSHI**  
**Chartered Accountants**  
[Firm Reg. No.: 101794W]



**CA Nitesh Jain**  
Partner  
M. No.: 136169  
UDIN: 23136169BGXAAO2221




Place - Mumbai  
Date – 17<sup>th</sup> July, 2023

Encl: Annexure I (Format of Security cover)

| Column A   | Column B   | Column C                                      | Column D           | Column E                                      | Column F   | Column G  | Column H   | Column I   | Column J   | Column K  | Column L   | Column M                | Column N | Column O |
|--|--|---|--------------------|---|--|---|--|--|--|---|--|-------------------------|----------|----------|
| Particulars  | Description of asset for which this certificate relate | Exclusive Charge                              | Exclusive Charge   | Pari- Passu Charge                            | Pari- Passu Charge   | Pari- Passu Charge  | Assets not offered as Security   | Eliminati on (amount in negative)                  | (Total C to H)   | Related to only those items covered by this certificate   |  |                         |          |          |
|  |  | Debt for which this certifica te being issued | Other Secured Debt | Debt for which this certifica te being issued | Assets shared by pari passu debt holder (includes debt for which this certificate is issued & other debt with Pari-passu charge) | Other assets on which there is pari- Passu charge (excluding items covered in column F) | debt amount considere d more than once (due to exclusive plus pari passu charge) | Market Value for Assets charged on Exclusive basis | Carrying /book value for exclusive charge assets where market value is not ascertainable or applicable (For Eg. Bank Balance, DSRA market value is not applicable) | Market Value for Pari passu charge Assets <sup>viii</sup> | Carrying value/book value for pari passu charge assets where market value is not ascertainable or applicable (For Eg. Bank Balance, DSRA market value is not applicable) | Total Value(=K+L+M + N) |          |          |
|  |  | Book Value                                    | Book Value         | Yes/No  | Book Value   | Book Value  |  |  |  | Relating to Column F                                      |  |                         |          |          |
| <b>ASSETS</b>                                      |  |   |                    |   |  |   |  |  |  |   |  |                         |          |          |
| Property, Plant and Equipment                      |  |   |                    |   |  |   |  |  |  |   |  |                         |          |          |
| Capital Work-in- Progress                          |  |   |                    |   |  |   |  |  |  |   |  |                         |          |          |
| Right of Use Assets                                |  |   |                    |   |  |   |  |  |  |   |  |                         |          |          |
| Goodwill   |  |   |                    |   |  |   |  |  |  |   |  |                         |          |          |
| Intangible Assets                                  |  |   |                    |   |  |   |  |  |  |   |  |                         |          |          |
| Intangible Assets under Development                |  |   |                    |   |  |   |  |  |  |   |  |                         |          |          |
| Investments  |  |   |                    |   |  |   |  |  |  |   |  |                         |          |          |
| Loans  |  |   |                    |   |  |   |  |  |  |   |  |                         |          |          |
| Inventories  |  |   |                    |   |  |   |  |  |  |   |  |                         |          |          |
| Trade Receivables                                  |  |   |                    |   |  |   |  |  |  |   |  |                         |          |          |
| Cash and Cash Equivalents                          |  |   |                    |   |  |   |  |  |  |   |  |                         |          |          |
| Bank Balances other than Cash and Cash Equivalents |  |   |                    |   |  |   |  |  |  |   |  |                         |          |          |
| Others   |  |   |                    |   |  |   |  |  |  |   |  |                         |          |          |
| <b>Total</b>                                       |  |   |                    |   |  |   |  |  |  |   |  |                         |          |          |

NIL





SECURITY COVER

contd.....  
Annexure I

| Column A           | Column B   | Column C                                     | Column D           | Column E                                     | Column F   | Column G   | Column H                       | Column I  | Column J       | Column K  | Column L   | Column M   | Column N   | Column O               |  |
|--------------------|--|--|--------------------|--|--|--|--------------------------------|---|----------------|---|--|--|--|------------------------|--|
| Particulars        |  | Exclusive Charge                             | Exclusive Charge   | Pari-Passu Charge                            | Pari-Passu Charge  | Pari-Passu Charge  | Assets not offered as Security | Elimination (amount in negative)  | (Total C to H) | Related to only those items covered by this certificate |  |  |  |                        |  |
|                    | Description of asset for which this certificate relate | Debt for which this certificate being issued | Other Secured Debt | Debt for which this certificate being issued | Assets shared by pari passu debt holder (includes debt for which this certificate is issued & other debt with Pari-passu charge) | Other assets on which there is pari-Passu charge (excluding items covered in column F) |                                | debt amount considered more than once (due to exclusive plus pari passu charge) |                | Market Value for Assets charged on Exclusive basis      | Carrying /book value for exclusive charge assets where market value is not ascertainable or applicable (For Eg. Bank Balance, DSRA market value is not applicable) | Market Value for Pari passu charge Assets <sup>iii</sup> | Carrying value/book value for pari passu charge assets where market value is not ascertainable or applicable (For Eg. Bank Balance, DSRA market value is not applicable) | Total Value(=K+L+M+ N) |  |
|                    |  | Book Value                                   | Book Value         | Yes/No                                       | Book Value   | Book Value   |                                |   |                | Relating to Column F                                    |  |  |  |                        |  |
| <b>LIABILITIES</b> |  |  |                    |  |  |  |                                |   |                |   |  |  |  |                        |  |
|                    | Debt securities to which this certificate pertains     |  |                    |  |  |  |                                |   |                |   |  |  |  |                        |  |
|                    | Other debt sharing pari-passu charge with above debt   |  |                    |  |  |  |                                |   |                |   |  |  |  |                        |  |
|                    | Other Debt   |  |                    |  |  |  |                                |   |                |   |  |  |  |                        |  |
|                    | Subordinated debt                                      |  |                    |  |  |  |                                |   |                |   |  |  |  |                        |  |
|                    | Borrowings   |  |                    |  |  |  |                                |   |                |   |  |  |  |                        |  |
|                    | Bank   |  |                    |  |  |  |                                |   |                |   |  |  |  |                        |  |
|                    | Debt Securities  |  |                    |  |  |  |                                |   |                |   |  |  |  |                        |  |
|                    | Others   |  |                    |  |  |  |                                |   |                |   |  |  |  |                        |  |
|                    | Trade payables   |  |                    |  |  |  |                                |   |                |   |  |  |  |                        |  |
|                    | Lease Liabilities                                      |  |                    |  |  |  |                                |   |                |   |  |  |  |                        |  |
|                    | Provisions   |  |                    |  |  |  |                                |   |                |   |  |  |  |                        |  |
|                    | Others   |  |                    |  |  |  |                                |   |                |   |  |  |  |                        |  |
|                    | <b>Total</b>   |  |                    |  |  |  |                                |   |                |   |  |  |  |                        |  |
|                    | Cover on Book Value                                    |  |                    |  |  |  |                                |   |                |   |  |  |  |                        |  |
|                    | Cover on Market Value                                  |  |                    |  |  |  |                                |   |                |   |  |  |  |                        |  |
|                    |  | Exclusive Security Cover Ratio               |                    |  | Pari-Passu Security Cover Ratio  |  |                                |   |                |   |  |  |  |                        |  |

**NIL**

