

# Premier Fincap Pvt.Ltd.

Regd. Off: N-2/6,DLF Phase-II, Gurgaon(Haryana)-122008

CIN . U74899HR1995PTC041300

E-mail: gopaltg@gmail.com

---

12<sup>th</sup> December, 2023

Listing Department  
BSE Ltd.  
Phiroze Jeejeebhoy Towers  
Dalal Street  
Mumbai – 400001  
Email : corp.relations@bseindia.com

Listing Department  
National Stock Exchange of India Ltd  
Exchange Plaza, 5th Floor, Plot No. C/1  
G Block, Bandra-Kurla Complex,  
Bandra (E), Mumbai - 400051  
Email : takeover@nse.co.in

Company Code : 506022

Company Symbol : PRAKASH

Sub : **Disclosure under Regulation 31 of Securities and Exchange Board of India  
(Substantial Acquisition of Shares and Takeovers) Regulations, 2011**

Dear Sir,

In terms of the provisions of Regulation 31 of the SEBI (Substantial Acquisition of Shares and Takeovers) Regulations, 2011, we being Promoter group of Prakash Industries Limited hereby enclosing the details of equity shares released from pledged held by us in the prescribed format.

This is for your information and record please.

Thanking you,

Yours faithfully,  
For **Premier Fincap Pvt. Ltd.**



**Authorised Signatory**

Encl : (2) as above

CC To :

Prakash Industries Ltd.  
15 Km. Stone, Delhi Road,  
Hissar – 125044  
Email : investorshelpline@prakash.com

**Disclosure by the Promoter(s) to the stock exchanges and to the Target Company for encumbrance of shares / invocation of encumbrance/ release of encumbrance, in terms of Regulation 31(1) and 31(2) of SEBI (Substantial Acquisition of Shares and Takeovers) Regulation, 2011**

Name of the Target Company(TC)	PRAKASH INDUSTRIES LIMITED	
Names of the Stock Exchanges where the shares of the target company are listed	BSE Ltd. & National Stock Exchange of India Ltd.	
Date of reporting	12 December 2023	
Name of the promoter or PAC on whose shares encumbrance has been created/ released/invoked	Premier Fincap Pvt. Ltd.	

Details of the creation of encumbrance :												
Name of the promoter(s) or PACs with whom *	Promoter holding in the target company (1)	Promoter holding already encumbered (2)	Type of event (creation/ release/ invocation)	Date of creation/ release/ invocation of encumbrance	Type of encumbrance (pledge/ lien/ non disposal undertaking/ others)	Reasons for encumbrance	No. of shares	% of total share capital	Name of the entity in whose favour shares are encumbered	No. of shares	% of total share capital	Post event holding of encumbered shares (creation [(2)+(3)] / release [(2)-(3)] / invocation [(1)-(3)])
Premier Fincap Pvt. Ltd. *	767000	767000	Release	12.12.2023	Release of Pledge	Third party Pledge	-767000	-0.43	Godawari Power and Ispar Ltd.	0	0.00	

For Premier Fincap Pvt. Ltd.

  
Authorised Signatory

Place : Gurgaon

Date : 12.12.2023

\* The details of encumbrances of residual promoters as on 08.12.2023 enclosed herewith as Annexure 1 is an extract of the data available of the Target Company

**PRAKASH INDUSTRIES LIMITED**  
**Details of encumbrance of residual promoters as on 08.12.2023**

Sr. No.	Name of the Shareholder	Total shares held		Shares pledged or otherwise encumbered	
		No. of shares held	As a % of total share capital	No. of shares held	As a % of total share capital
1	SHRI V.P. AGARWAL	22111398	12.35	2068890	1.16
2	V.P. AGARWAL (HUF)	2208644	1.23	500000	0.28
3	SMT. MOHINI AGARWAL	1019856	0.57	0	0.00
4	SHRI VIKRAM AGARWAL	406500	0.23	406500	0.23
5	SHRI KANHA AGARWAL	18540	0.01	0	0.00
6	AIRCON TRADEX PVT. LTD.	611800	0.34	96000	0.05
7	AMBROSIA COMMERCE PVT. LTD.	1936500	1.08	925000	0.52
8	DHRUV COMMERCE PVT. LTD.	300500	0.17	0	0.00
9	ESSENTIAL ELECTRONICS PVT. LTD.	597300	0.33	0	0.00
10	EVERSHINE MERCANTILE PVT. LTD.	1621700	0.91	1621700	0.91
11	EXCEL FINCAP PVT. LTD.	102135	0.06	0	0.00
12	FOCUS SECURITIES & CREDITS PVT. LTD.	1460000	0.82	445000	0.25
13	FOUR WINGS MARKETING PVT. LTD.	101700	0.06	0	0.00
14	GMK BUILDERS PVT. LTD.	8164800	4.56	998200	0.56
15	GOEL CONTAINERS PVT. LTD.	1378682	0.77	349000	0.19
16	HISSAR TUBES PVT. LTD.	700000	0.39	0	0.00
17	HI-TECH MERCANTILE (INDIA) PVT. LTD.	2720695	1.52	1670000	0.93
18	NEW ERA COMMERCE & SECURITIES PVT. LTD.	215985	0.12	0	0.00
19	OCEAN ISPAT PVT. LTD.	300000	0.17	0	0.00
20	PAREEK OVERSEAS PVT. LTD.	623060	0.35	623020	0.35
21	PRAKASH CAPITAL SERVICES LTD.	1508467	0.84	533400	0.30
22	PRAKASH INDUSTRIAL FINANCE LTD.	904950	0.51	14000	0.01
23	PRIMENET GLOBAL LTD.	2470500	1.38	1980500	1.11
24	PRIME MERCANTILE PVT. LTD.	3701470	2.07	912870	0.51
25	SAMYAK SECURITIES PVT. LTD.	1500000	0.84	0	0.00
26	SHREE LABH LAKSHMI CAPITAL SERVICES PVT. LTD.	2311471	1.29	1341071	0.75
27	STYLE LEASING & FINANCE PVT. LTD.	1114400	0.62	0	0.00
28	SUNVIN TRADING & INVESTMENT PVT. LTD.	242312	0.14	0	0.00
29	TECHDRIVE SOFTWARE LTD	75	0.00	0	0.00
30	TOOLS INDIA PVT. LTD.	900900	0.50	0	0.00
31	UNITY MERCANTILE PVT. LTD.	251575	0.14	0	0.00
32	VANSHI FARMS PVT. LTD.	3157900	1.76	381000	0.21
33	VISION MERCANTILE PVT. LTD.	1866754	1.04	1633363	0.91
34	WELTER SECURITIES LTD.	5006666	2.80	1219796	0.68
35	CHAIBASA STEEL LLP	250000	0.14	0	0.00
36	DHRUV COMMERCE LLP	1481000	0.83	560000	0.31
37	ESSENTIAL ELECTRONICS LLP	302100	0.17	0	0.00
38	EVERSHINE MERCANTILE LLP	300000	0.17	0	0.00
39	FOUR WINGS MARKETING LLP	300000	0.17	0	0.00
40	HISSAR TUBES LLP	650012	0.36	650012	0.36
41	PREMIER FINCAP LLP	476480	0.27	0	0.00
42	ROURKELA STEEL LLP	1427133	0.80	0	0.00
43	SHIKHA MERCANTILE LLP	70600	0.04	0	0.00
44	SPRING MERCANTILE LLP	500	0.00	0	0.00
45	SUNVIN TRADING & INVESTMENT LLP	1007688	0.56	745000	0.42
46	SUVARNA MARKETING LLP	95000	0.05	0	0.00
47	TECHDRIVE SOFTWARE LLP	562475	0.31	0	0.00
<b>TOTAL</b>		<b>78460223</b>	<b>43.81</b>	<b>19674322</b>	<b>10.99</b>





ALL TIME PRIME TIME  
AN ISO 9001:2000

CIN:- U72200PB1984PLC053753

12<sup>th</sup> December, 2023

Listing Department  
BSE Ltd.  
Phiroze Jeejeebhoy Towers  
Dalal Street  
Mumbai – 400001  
Email : corp.relations@bseindia.com

Listing Department  
National Stock Exchange of India Ltd  
Exchange Plaza, 5th Floor, Plot No. C/1  
G Block, Bandra-Kurla Complex,  
Bandra (E), Mumbai - 400051  
Email : takeover@nse.co.in

Company Code : 506022

Company Symbol : PRAKASH

Sub : **Disclosure under Regulation 31 of Securities and Exchange Board of India  
(Substantial Acquisition of Shares and Takeovers) Regulations, 2011**

Dear Sir,

In terms of the provisions of Regulation 31 of the SEBI (Substantial Acquisition of Shares and Takeovers) Regulations, 2011, we being Promoter group of Prakash Industries Limited hereby enclosing the details of equity shares released from pledged held by us in the prescribed format.

This is for your information and record please.

Thanking you,

Yours faithfully,  
For **Primenet Global Ltd.**

**Authorised Signatory**

Encl : (2) as above

CC To :

Prakash Industries Ltd.  
15 Km. Stone, Delhi Road,  
Hissar – 125044  
Email : investorshelpline@prakash.com

**Primenet Global Limited**

REGD. OFFICE: Darjyan Wali Gali, Rayya, Teh.- Baba Bakala, Amritsar (PB) 143112  
CORPORATE OFFICE: Business Park, 25/2, Shivalji Marg, New Delhi-110 015 Tel.: 011-25928901, 25928285, Fax: +91-11-25928478, 25928166. E-mail: detsales@primenet.in

Disclosure by the Promoter(s) to the stock exchanges and to the Target Company for encumbrance of shares / invocation of encumbrance / release of encumbrance, in terms of Regulation 31(1) and 31(2) of SEBI (Substantial Acquisition of Shares and Takeovers) Regulation, 2011

Name of the Target Company(TC)	Prakash Industries Limited
Names of the Stock Exchanges where the shares of the target company are listed	BSE Ltd. & National Stock Exchange of India Ltd.
Date of reporting	12 December 2023
Name of the promoter or PAC on whose shares encumbrance has been created/ released/invoked	Primermet Global Ltd.

Name of the promoter(s) or PACs with whom *	Promoter holding in the target company (1)	Promoter holding already encumbered (2)	Details of events pertaining to encumbrance (3)									
			Type of event (creation/ release/ invocation)	Date of creation/ release/ invocation of encumbrance	Type of encumbrance (pledge/ lien/ non disposal/ undertaking/ others)	Reasons for encumbrance	No. of shares	% of total share capital	Name of the entity in whose favour shares are encumbered	No. of shares	% of total share capital	
Primermet Global Ltd. *	2470500	1980500	Release	12.12.2023	Release of Pledge	Third party Pledge	-1525000	-0.85	Godawari Power and Ispat Ltd.	455500	0.25	

for Primermet Global Ltd.

  
Authorised Signatory

Place : New Delhi

Date : 12.12.2023

\* The details of encumbrances of residual promoters as on 08.12.2023 enclosed herewith as Annexure 1 is an extract of the data available of the Target Company

**PRAKASH INDUSTRIES LIMITED**  
**Details of encumbrance of residual promoters as on 08.12.2023**

Sr. No.	Name of the Shareholder	Total shares held		Shares pledged or otherwise encumbered	
		No. of shares held	As a % of total share capital	No. of shares held	As a % of total share capital
1	SHRI V.P. AGARWAL	22111398	12.35	2068890	1.16
2	V.P. AGARWAL (HUF)	2208644	1.23	500000	0.28
3	SMT. MOHINI AGARWAL	1019856	0.57	0	0.00
4	SHRI VIKRAM AGARWAL	406500	0.23	406500	0.23
5	SHRI KANHA AGARWAL	18540	0.01	0	0.00
6	AIRCON TRADEX PVT. LTD.	611800	0.34	96000	0.05
7	AMBROSIA COMMERCE PVT. LTD.	1936500	1.08	925000	0.52
8	DHRUV COMMERCE PVT. LTD.	300500	0.17	0	0.00
9	ESSENTIAL ELECTRONICS PVT. LTD.	597300	0.33	0	0.00
10	EVERSHINE MERCANTILE PVT. LTD.	1621700	0.91	1621700	0.91
11	EXCEL FINCAP PVT. LTD.	102135	0.06	0	0.00
12	FOCUS SECURITIES & CREDITS PVT. LTD.	1460000	0.82	445000	0.25
13	FOUR WINGS MARKETING PVT. LTD.	101700	0.06	0	0.00
14	GMK BUILDERS PVT. LTD.	8164800	4.56	998200	0.56
15	GOEL CONTAINERS PVT. LTD.	1378682	0.77	349000	0.19
16	HISSAR TUBES PVT. LTD.	700000	0.39	0	0.00
17	HI-TECH MERCANTILE (INDIA) PVT. LTD.	2720695	1.52	1670000	0.93
18	NEW ERA COMMERCE & SECURITIES PVT. LTD.	215985	0.12	0	0.00
19	OCEAN ISPAT PVT. LTD.	300000	0.17	0	0.00
20	PAREEK OVERSEAS PVT. LTD.	623060	0.35	623020	0.35
21	PRAKASH CAPITAL SERVICES LTD.	1508467	0.84	533400	0.30
22	PRAKASH INDUSTRIAL FINANCE LTD.	904950	0.51	14000	0.01
23	PREMIER FINCAP PVT. LTD.	767000	0.43	767000	0.43
24	PRIME MERCANTILE PVT. LTD.	3701470	2.07	912870	0.51
25	SAMYAK SECURITIES PVT. LTD.	1500000	0.84	0	0.00
26	SHREE LABH LAKSHMI CAPITAL SERVICES PVT. LTD.	2311471	1.29	1341071	0.75
27	STYLE LEASING & FINANCE PVT. LTD.	1114400	0.62	0	0.00
28	SUNVIN TRADING & INVESTMENT PVT. LTD.	242312	0.14	0	0.00
29	TECHDRIVE SOFTWARE LTD	75	0.00	0	0.00
30	TOOLS INDIA PVT. LTD.	900900	0.50	0	0.00
31	UNITY MERCANTILE PVT. LTD.	251575	0.14	0	0.00
32	VANSHI FARMS PVT. LTD.	3157900	1.76	381000	0.21
33	VISION MERCANTILE PVT. LTD.	1866754	1.04	1633363	0.91
34	WELTER SECURITIES LTD.	5006666	2.80	1219796	0.68
35	CHAIBASA STEEL LLP	250000	0.14	0	0.00
36	DHRUV COMMERCE LLP	1481000	0.83	560000	0.31
37	ESSENTIAL ELECTRONICS LLP	302100	0.17	0	0.00
38	EVERSHINE MERCANTILE LLP	300000	0.17	0	0.00
39	FOUR WINGS MARKETING LLP	300000	0.17	0	0.00
40	HISSAR TUBES LLP	650012	0.36	650012	0.36
41	PREMIER FINCAP LLP	476480	0.27	0	0.00
42	ROURKELA STEEL LLP	1427133	0.80	0	0.00
43	SHIKHA MERCANTILE LLP	70600	0.04	0	0.00
44	SPRING MERCANTILE LLP	500	0.00	0	0.00
45	SUNVIN TRADING & INVESTMENT LLP	1007688	0.56	745000	0.42
46	SUVARNA MARKETING LLP	95000	0.05	0	0.00
47	TECHDRIVE SOFTWARE LLP	562475	0.31	0	0.00
	<b>TOTAL</b>	<b>76756723</b>	<b>42.86</b>	<b>18460822</b>	<b>10.31</b>

# VISION MERCANTILE PRIVATE LIMITED

Regd. Office: N, 3<sup>rd</sup> Floor, Golden Jubilee Plaza, Old Delhi Road, Gurgaon-122001 (HR)

CIN: U74899HR1994PTC043249

E-mail: visionmercantile1234@rediffmail.com

---

12<sup>th</sup> December, 2023

Listing Department  
BSE Ltd.  
Phiroze Jeejeebhoy Towers  
Dalal Street  
Mumbai – 400001  
Email : corp.relations@bseindia.com

Listing Department  
National Stock Exchange of India Ltd  
Exchange Plaza, 5th Floor, Plot No. C/1  
G Block, Bandra-Kurla Complex,  
Bandra (E), Mumbai - 400051  
Email : takeover@nse.co.in

Company Code : 506022

Company Symbol : PRAKASH

Sub : **Disclosure under Regulation 31 of Securities and Exchange Board of India  
(Substantial Acquisition of Shares and Takeovers) Regulations, 2011**


Dear Sir,

In terms of the provisions of Regulation 31 of the SEBI (Substantial Acquisition of Shares and Takeovers) Regulations, 2011, we being Promoter group of Prakash Industries Limited hereby enclosing the details of equity shares released from pledged held by us in the prescribed format.

This is for your information and record please.

Thanking you,

Yours faithfully,  
For **Vision Mercantile Pvt. Ltd.**



**Authorised Signatory**

Encl : (2) as above

CC To :

Prakash Industries Ltd.  
15 Km. Stone, Delhi Road,  
Hissar – 125044  
Email : investorshelpline@prakash.com

Disclosure by the Promoter(s) to the stock exchanges and to the Target Company for encumbrance of shares / invocation of encumbrance/  
release of encumbrance, in terms of Regulation 31(1) and 31(2) of SEBI (Substantial Acquisition of Shares and Takeovers) Regulation, 2011

Name of the Target Company(1C)	PRAKASH INDUSTRIES LIMITED
Names of the Stock Exchanges where the shares of the target company are listed	BSE Ltd. & National Stock Exchange of India Ltd.
Date of reporting	12 December 2023
Name of the promoter or PAC on whose shares encumbrance has been created/ released/invoked	Vision Mercantile Pvt. Ltd.

Details of the creation of encumbrance :													
Name of the promoter(s) or PACs with whom *	Promoter holding in the target company (1)	Promoter holding encumbered (2)	already	Type of event (creation/ release/ invocation)	Date of creation/ release / invocation of encumbrance	Type of encumbrance / (pledge/ lien/ non disposal undertaking/ others)	Reasons for encumbrance	No. of shares	% of total share capital	Name of the entity in whose favour shares are encumbered	No. of shares	% of total share capital	Post event holding of encumbered shares [creation [(2)+(3)] / release [(2)-(3)] / invocation [(1)-(3)]]
Vision Mercantile Pvt. Ltd. *	1866754	1633363	0.91	Release	12.12.2023	Release of Pledge	Third party Pledge	-1633363	-0.91	Godawari Power and Ispat Ltd.	0	0.00	

for Vision Mercantile Pvt. Ltd.

Authorised Signatory

Place : Gurgaon

Date : 12.12.2023

\* The details of encumbrances of residual promoters as on 08.12.2023 enclosed herewith as Annexure 1 is an extract of the data available of the Target Company



**PRAKASH INDUSTRIES LIMITED**  
**Details of encumbrance of residual promoters as on 08.12.2023**

Sr. No.	Name of the Shareholder	Total shares held		Shares pledged or otherwise encumbered	
		No. of shares held	As a % of total share capital	No. of shares held	As a % of total share capital
1	SHRI V.P. AGARWAL	22111398	12.35	2068890	1.16
2	V.P. AGARWAL (HUF)	2208644	1.23	500000	0.28
3	SMT. MOHINI AGARWAL	1019856	0.57	0	0.00
4	SHRI VIKRAM AGARWAL	406500	0.23	406500	0.23
5	SHRI KANHA AGARWAL	18540	0.01	0	0.00
6	AIRCON TRADEX PVT. LTD.	611800	0.34	96000	0.05
7	AMBROSIA COMMERCE PVT. LTD.	1936500	1.08	925000	0.52
8	DHRUV COMMERCE PVT. LTD.	300500	0.17	0	0.00
9	ESSENTIAL ELECTRONICS PVT. LTD.	597300	0.33	0	0.00
10	EVERSHINE MERCANTILE PVT. LTD.	1621700	0.91	1621700	0.91
11	EXCEL FINCAP PVT. LTD.	102135	0.06	0	0.00
12	FOCUS SECURITIES & CREDITS PVT. LTD.	1460000	0.82	445000	0.25
13	FOUR WINGS MARKETING PVT. LTD.	101700	0.06	0	0.00
14	GMK BUILDERS PVT. LTD.	8164800	4.56	998200	0.56
15	GOEL CONTAINERS PVT. LTD.	1378682	0.77	349000	0.19
16	HISSAR TUBES PVT. LTD.	700000	0.39	0	0.00
17	HI-TECH MERCANTILE (INDIA) PVT. LTD.	2720695	1.52	1670000	0.93
18	NEW ERA COMMERCE & SECURITIES PVT. LTD.	215985	0.12	0	0.00
19	OCEAN ISPAT PVT. LTD.	300000	0.17	0	0.00
20	PAREEK OVERSEAS PVT. LTD.	623060	0.35	623020	0.35
21	PRAKASH CAPITAL SERVICES LTD.	1508467	0.84	533400	0.30
22	PRAKASH INDUSTRIAL FINANCE LTD.	904950	0.51	14000	0.01
23	PREMIER FINCAP PVT. LTD.	767000	0.43	767000	0.43
24	PRIMENET GLOBAL LTD.	2470500	1.38	1980500	1.11
25	PRIME MERCANTILE PVT. LTD.	3701470	2.07	912870	0.51
26	SAMYAK SECURITIES PVT. LTD.	1500000	0.84	0	0.00
27	SHREE LABH LAKSHMI CAPITAL SERVICES PVT. LTD.	2311471	1.29	1341071	0.75
28	STYLE LEASING & FINANCE PVT. LTD.	1114400	0.62	0	0.00
29	SUNVIN TRADING & INVESTMENT PVT. LTD.	242312	0.14	0	0.00
30	TECHDRIVE SOFTWARE LTD	75	0.00	0	0.00
31	TOOLS INDIA PVT. LTD.	900900	0.50	0	0.00
32	UNITY MERCANTILE PVT. LTD.	251575	0.14	0	0.00
33	VANSHI FARMS PVT. LTD.	3157900	1.76	381000	0.21
34	WELTER SECURITIES LTD.	5006666	2.80	1219796	0.68
35	CHAIBASA STEEL LLP	250000	0.14	0	0.00
36	DHRUV COMMERCE LLP	1481000	0.83	560000	0.31
37	ESSENTIAL ELECTRONICS LLP	302100	0.17	0	0.00
38	EVERSHINE MERCANTILE LLP	300000	0.17	0	0.00
39	FOUR WINGS MARKETING LLP	300000	0.17	0	0.00
40	HISSAR TUBES LLP	650012	0.36	650012	0.36
41	PREMIER FINCAP LLP	476480	0.27	0	0.00
42	ROURKELA STEEL LLP	1427133	0.80	0	0.00
43	SHIKHA MERCANTILE LLP	70600	0.04	0	0.00
44	SPRING MERCANTILE LLP	500	0.00	0	0.00
45	SUNVIN TRADING & INVESTMENT LLP	1007688	0.56	745000	0.42
46	SUVARNA MARKETING LLP	95000	0.05	0	0.00
47	TECHDRIVE SOFTWARE LLP	562475	0.31	0	0.00
	<b>TOTAL</b>	<b>77360469</b>	<b>43.20</b>	<b>18807959</b>	<b>10.50</b>

*T. Gopud*

# **EVERSHINE MERCANTILE PVT. LTD.**

Regd. Office : N-2/6.DLF Phase-II, Gurgaon-122008,(Haryana)  
CIN NO. U74899HR1994PTC041468

---

12<sup>th</sup> December, 2023

Listing Department  
BSE Ltd.  
Phiroze Jeejeebhoy Towers  
Dalal Street  
Mumbai – 400001  
Email : corp.relations@bseindia.com

Listing Department  
National Stock Exchange of India Ltd  
Exchange Plaza, 5th Floor, Plot No. C/1  
G Block, Bandra-Kurla Complex,  
Bandra (E), Mumbai - 400051  
Email : takeover@nse.co.in

Company Code : 506022

Company Symbol : PRAKASH

Sub : **Disclosure under Regulation 31 of Securities and Exchange Board of India  
(Substantial Acquisition of Shares and Takeovers) Regulations, 2011**


Dear Sir,

In terms of the provisions of Regulation 31 of the SEBI (Substantial Acquisition of Shares and Takeovers) Regulations, 2011, we being Promoter group of Prakash Industries Limited hereby enclosing the details of equity shares released from pledged held by us in the prescribed format.

This is for your information and record please.

Thanking you,

Yours faithfully,  
For **Evershine Mercantile Pvt. Ltd.**



**Authorised Signatory**

Encl : (2) as above

CC To :

Prakash Industries Ltd.  
15 Km. Stone, Delhi Road,  
Hissar – 125044  
Email : investorshelpline@prakash.com

Disclosure by the Promoter(s) to the stock exchanges and to the Target Company for encumbrance of shares / invocation of encumbrance / release of encumbrance, in terms of Regulation 31(1) and 31(2) of SEBI (Substantial Acquisition of Shares and Takeovers) Regulation, 2011

Name of the Target Company(TC)	PRAKASH INDUSTRIES LIMITED												
Names of the Stock Exchanges where the shares of the target company are listed	BSE Ltd. & National Stock Exchange of India Ltd.												
Date of reporting	12 December 2023												
Name of the promoter or PAC on whose shares encumbrance has been created/ released/invoked	Evershine Mercantile Pvt. Ltd.												
Details of the creation of encumbrance :													
Name of the promoter(s) or PACs with him *	Promoter holding in the target company (1)	Promoter holding already encumbered (2)	Details of events pertaining to encumbrance (3)								Post event holding of encumbered shares (creation [(2)+(3)] / release [(2)-(3)] / invocation [(1)-(3)])		
	No. of shares	% of total share capital	No. of shares	% of total share capital	Type of event (creation/ release/ invocation)	Date of creation/ release / invocation of encumbrance	Type of encumbrance (pledge/ lien/ non disposal undertaking/ others)	Reasons for encumbrance	No. of shares	% of total share capital	Name of the entity in whose favour shares are encumbered	No. of shares	% of total share capital
Evershine Mercantile Pvt. Ltd. *	1621700	0.91	1621700	0.91	Release	12.12.2023	Release of Pledge	Third party Pledge	-1621700	-0.91	Godawan Power and Ispat Ltd.	0	0.00

for Evershine Mercantile Pvt. Ltd.

Authorised Signatory

*R. Gopald*

Place : Gurgaon

Date : 12.12.2023

\* The details of encumbrances of residual promoters as on 08.12.2023 enclosed herewith as Annexure 1 is an extract of the data available of the Target Company

**PRAKASH INDUSTRIES LIMITED**  
**Details of encumbrance of residual promoters as on 08.12.2023**

Sr. No.	Name of the Shareholder	Total shares held		Shares pledged or otherwise encumbered	
		No. of shares held	As a % of total share capital	No. of shares held	As a % of total share capital
1	SHRI V.P. AGARWAL	22111398	12.35	2068890	1.16
2	V.P. AGARWAL (HUF)	2208644	1.23	500000	0.28
3	SMT. MOHINI AGARWAL	1019856	0.57	0	0.00
4	SHRI VIKRAM AGARWAL	406500	0.23	406500	0.23
5	SHRI KANHA AGARWAL	18540	0.01	0	0.00
6	AIRCON TRADEX PVT. LTD.	611800	0.34	96000	0.05
7	AMBROSIA COMMERCE PVT. LTD.	1936500	1.08	925000	0.52
8	DHRUV COMMERCE PVT. LTD.	300500	0.17	0	0.00
9	ESSENTIAL ELECTRONICS PVT. LTD.	597300	0.33	0	0.00
10	EXCEL FINCAP PVT. LTD.	102135	0.06	0	0.00
11	FOCUS SECURITIES & CREDITS PVT. LTD.	1460000	0.82	445000	0.25
12	FOUR WINGS MARKETING PVT. LTD.	101700	0.06	0	0.00
13	GMK BUILDERS PVT. LTD.	8164800	4.56	998200	0.56
14	GOEL CONTAINERS PVT. LTD.	1378682	0.77	349000	0.19
15	HISSAR TUBES PVT. LTD.	700000	0.39	0	0.00
16	HI-TECH MERCANTILE (INDIA) PVT. LTD.	2720695	1.52	1670000	0.93
17	NEW ERA COMMERCE & SECURITIES PVT. LTD.	215985	0.12	0	0.00
18	OCEAN ISPAT PVT. LTD.	300000	0.17	0	0.00
19	PAREEK OVERSEAS PVT. LTD.	623060	0.35	623020	0.35
20	PRAKASH CAPITAL SERVICES LTD.	1508467	0.84	533400	0.30
21	PRAKASH INDUSTRIAL FINANCE LTD.	904950	0.51	14000	0.01
22	PREMIER FINCAP PVT. LTD.	767000	0.43	767000	0.43
23	PRIMENET GLOBAL LTD.	2470500	1.38	1980500	1.11
24	PRIME MERCANTILE PVT. LTD.	3701470	2.07	912870	0.51
25	SAMYAK SECURITIES PVT. LTD.	1500000	0.84	0	0.00
26	SHREE LABH LAKSHMI CAPITAL SERVICES PVT. LTD.	2311471	1.29	1341071	0.75
27	STYLE LEASING & FINANCE PVT. LTD.	1114400	0.62	0	0.00
28	SUNVIN TRADING & INVESTMENT PVT. LTD.	242312	0.14	0	0.00
29	TECHDRIVE SOFTWARE LTD	75	0.00	0	0.00
30	TOOLS INDIA PVT. LTD.	900900	0.50	0	0.00
31	UNITY MERCANTILE PVT. LTD.	251575	0.14	0	0.00
32	VANSHI FARMS PVT. LTD.	3157900	1.76	381000	0.21
33	VISION MERCANTILE PVT. LTD.	1866754	1.04	1633363	0.91
34	WELTER SECURITIES LTD.	5006666	2.80	1219796	0.68
35	CHAIBASA STEEL LLP	250000	0.14	0	0.00
36	DHRUV COMMERCE LLP	1481000	0.83	560000	0.31
37	ESSENTIAL ELECTRONICS LLP	302100	0.17	0	0.00
38	EVERSHINE MERCANTILE LLP	300000	0.17	0	0.00
39	FOUR WINGS MARKETING LLP	300000	0.17	0	0.00
40	HISSAR TUBES LLP	650012	0.36	650012	0.36
41	PREMIER FINCAP LLP	476480	0.27	0	0.00
42	ROURKELA STEEL LLP	1427133	0.80	0	0.00
43	SHIKHA MERCANTILE LLP	70600	0.04	0	0.00
44	SPRING MERCANTILE LLP	500	0.00	0	0.00
45	SUNVIN TRADING & INVESTMENT LLP	1007688	0.56	745000	0.42
46	SUVARNA MARKETING LLP	95000	0.05	0	0.00
47	TECHDRIVE SOFTWARE LLP	562475	0.31	0	0.00
<b>TOTAL</b>		<b>77605523</b>	<b>43.34</b>	<b>18819622</b>	<b>10.51</b>

*T. Gopal*

# Hi-Tech Mercantile (India) Private Limited

Corp. Office: 3<sup>rd</sup> Floor, Golden Jubilee Plaza, Near Saraswati Hospital, Old Delhi Road,  
Gurugram HR 122001.

CIN: U74899PB1994PTC053065

E-mail: nkchaturvedi1960@gmail.com

---

12<sup>th</sup> December, 2023

Listing Department  
BSE Ltd.  
Phiroze Jeejeebhoy Towers  
Dalal Street  
Mumbai – 400001  
Email : corp.relations@bseindia.com

Listing Department  
National Stock Exchange of India Ltd  
Exchange Plaza, 5th Floor, Plot No. C/1  
G Block, Bandra-Kurla Complex,  
Bandra (E), Mumbai - 400051  
Email : takeover@nse.co.in

Company Code : 506022

Company Symbol : PRAKASH

Sub : **Disclosure under Regulation 31 of Securities and Exchange Board of India  
(Substantial Acquisition of Shares and Takeovers) Regulations, 2011**


Dear Sir,

In terms of the provisions of Regulation 31 of the SEBI (Substantial Acquisition of Shares and Takeovers) Regulations, 2011, we being Promoter group of Prakash Industries Limited hereby enclosing the details of equity shares released from pledged held by us in the prescribed format.

This is for your information and record please.

Thanking you,

Yours faithfully,  
For **Hi-tech Mercantile (India) Pvt. Ltd.**



**Authorised Signatory**

Encl : (2) as above

CC To :


Prakash Industries Ltd.  
15 Km. Stone, Delhi Road,  
Hissar – 125044  
Email : investorshelpline@prakash.com

**Disclosure by the Promoter(s) to the stock exchanges and to the Target Company for encumbrance of shares / invocation of encumbrance/ release of encumbrance, in terms of Regulation 31(1) and 31(2) of SEBI (Substantial Acquisition of Shares and Takeovers) Regulation, 2011**

Name of the Target Company(TC)	PRAKASH INDUSTRIES LIMITED
Names of the Stock Exchanges where the shares of the target company are listed	BSE Ltd. & National Stock Exchange of India Ltd.
Date of reporting	12 December 2023
Name of the promoter or PAC on whose shares encumbrance has been created/ released/invoked	Hi-tech Mercantile (India) Pvt. Ltd.

Details of the creation of encumbrance :													
Name of the promoter(s) or PACs with whom *	Promoter holding in the target company (1)	Promoter holding encumbered (2)	already	Type of event (creation/ release/ invocation)	Date of creation/ invocation of encumbrance	Type of encumbrance (pledge/ lien/ non disposal undertaking/ others)	Reasons for encumbrance	No. of shares	% of total share capital	Name of the entity in whose favour shares are encumbered	No. of shares	% of total share capital	
Details of events pertaining to encumbrance (3)											Post event holding of encumbered shares {creation [(2)+(3)] / release [(2)-(3)] / invocation [(1)-(3)]}		
Hi-tech Mercantile (India) Pvt. Ltd. *	2720695	152	1670000	0.93	Release	12.12.2023	Release of Pledge	Third party Pledge	-1670000	-0.93	Godawari Power and Ispat Ltd.	0	0.00

for Hi-tech Mercantile (India) Pvt. Ltd.

Authorised Signatory  


Place : Gurgaon  
 Date : 12.12.2023

\* The details of encumbrances of residual promoters as on 08.12.2023 enclosed herewith as Annexure 1 is an extract of the data available of the Target Company

**PRAKASH INDUSTRIES LIMITED**  
**Details of encumbrance of residual promoters as on 08.12.2023**

Sr. No.	Name of the Shareholder	Total shares held		Shares pledged or otherwise encumbered	
		No. of shares held	As a % of total share capital	No. of shares held	As a % of total share capital
1	SHRI V.P. AGARWAL	22111398	12.35	2068890	1.16
2	V.P. AGARWAL (HUF)	2208644	1.23	500000	0.28
3	SMT. MOHINI AGARWAL	1019856	0.57	0	0.00
4	SHRI VIKRAM AGARWAL	406500	0.23	406500	0.23
5	SHRI KANHA AGARWAL	18540	0.01	0	0.00
6	AIRCON TRADEX PVT. LTD.	611800	0.34	96000	0.05
7	AMBROSIA COMMERCE PVT. LTD.	1936500	1.08	925000	0.52
8	DHRUV COMMERCE PVT. LTD.	300500	0.17	0	0.00
9	ESSENTIAL ELECTRONICS PVT. LTD.	597300	0.33	0	0.00
10	EVERSHINE MERCANTILE PVT. LTD.	1621700	0.91	1621700	0.91
11	EXCEL FINCAP PVT. LTD.	102135	0.06	0	0.00
12	FOCUS SECURITIES & CREDITS PVT. LTD.	1460000	0.82	445000	0.25
13	FOUR WINGS MARKETING PVT. LTD.	101700	0.06	0	0.00
14	GMK BUILDERS PVT. LTD.	8164800	4.56	998200	0.56
15	GOEL CONTAINERS PVT. LTD.	1378682	0.77	349000	0.19
16	HISSAR TUBES PVT. LTD.	700000	0.39	0	0.00
17	NEW ERA COMMERCE & SECURITIES PVT. LTD.	215985	0.12	0	0.00
18	OCEAN ISPAT PVT. LTD.	300000	0.17	0	0.00
19	PAREEK OVERSEAS PVT. LTD.	623060	0.35	623020	0.35
20	PRAKASH CAPITAL SERVICES LTD.	1508467	0.84	533400	0.30
21	PRAKASH INDUSTRIAL FINANCE LTD.	904950	0.51	14000	0.01
22	PREMIER FINCAP PVT. LTD.	767000	0.43	767000	0.43
23	PRIMENET GLOBAL LTD.	2470500	1.38	1980500	1.11
24	PRIME MERCANTILE PVT. LTD.	3701470	2.07	912870	0.51
25	SAMYAK SECURITIES PVT. LTD.	1500000	0.84	0	0.00
26	SHREE LABH LAKSHMI CAPITAL SERVICES PVT. LTD.	2311471	1.29	1341071	0.75
27	STYLE LEASING & FINANCE PVT. LTD.	1114400	0.62	0	0.00
28	SUNVIN TRADING & INVESTMENT PVT. LTD.	242312	0.14	0	0.00
29	TECHDRIVE SOFTWARE LTD	75	0.00	0	0.00
30	TOOLS INDIA PVT. LTD.	900900	0.50	0	0.00
31	UNITY MERCANTILE PVT. LTD.	251575	0.14	0	0.00
32	VANSHI FARMS PVT. LTD.	3157900	1.76	381000	0.21
33	VISION MERCANTILE PVT. LTD.	1866754	1.04	1633363	0.91
34	WELTER SECURITIES LTD.	5006666	2.80	1219796	0.68
35	CHAIBASA STEEL LLP	250000	0.14	0	0.00
36	DHRUV COMMERCE LLP	1481000	0.83	560000	0.31
37	ESSENTIAL ELECTRONICS LLP	302100	0.17	0	0.00
38	EVERSHINE MERCANTILE LLP	300000	0.17	0	0.00
39	FOUR WINGS MARKETING LLP	300000	0.17	0	0.00
40	HISSAR TUBES LLP	650012	0.36	650012	0.36
41	PREMIER FINCAP LLP	476480	0.27	0	0.00
42	ROURKELA STEEL LLP	1427133	0.80	0	0.00
43	SHIKHA MERCANTILE LLP	70600	0.04	0	0.00
44	SPRING MERCANTILE LLP	500	0.00	0	0.00
45	SUNVIN TRADING & INVESTMENT LLP	1007688	0.56	745000	0.42
46	SUVARNA MARKETING LLP	95000	0.05	0	0.00
47	TECHDRIVE SOFTWARE LLP	562475	0.31	0	0.00
	<b>TOTAL</b>	<b>76506528</b>	<b>42.72</b>	<b>18771322</b>	<b>10.48</b>

*T. G. Gopal*