



19th January, 2023

National Stock Exchange of India Limited
BSE Limited

Scrip Code –

National Stock Exchange of India Limited: SIEMENS EQ
BSE Limited: 500550

Sub: Annual Report for the Financial Year 2021-22 and Notice convening 65th Annual General Meeting (“AGM”)

Dear Sir / Madam,

Pursuant to Regulation 30 and 34 of the SEBI (Listing Obligations and Disclosure Requirements) Regulations, 2015, please find enclosed the Annual Report of the Company for the Financial Year 2021-22, including the Notice convening 65th AGM of the Members of the Company scheduled to be held on **Tuesday, 14th February, 2023, at 4.00 p.m. (IST)** through Video Conferencing / Other Audio Visual Means.

The said documents are also uploaded on the website of the Company viz. <https://new.siemens.com/in/en/company/investor-relations/annual-reports.html>.

Yours faithfully,
For **Siemens Limited**

Ketan Thaker
Company Secretary

Encl: a/a

Siemens Limited
Management: Sunil Mathur
CIN: L28920MH1957PLC010839

Birla Aurora, Level 21, Plot No. 1080, Tel.: +91 22 6251 7000
Dr. Annie Besant Road, Worli, Website: www.siemens.co.in
Mumbai – 400030 E-mail- Corporate-
India Secretariat.in@siemens.com

Registered Office: Birla Aurora, Level 21, Plot No. 1080, Dr. Annie Besant Road, Worli, Mumbai – 400030. Telephone +91 22 6251 7000. Fax +91 22 24362403.
Sales Offices: Ahmedabad, Bengaluru, Bhopal, Bhubaneswar, Chandigarh, Chennai, Coimbatore, Gurgaon, Hyderabad, Jaipur, Jamshedpur, Kharghar, Kolkata, Lucknow, Kochi, Mumbai, Nagpur, Navi Mumbai, New Delhi, Puducherry, Pune, Vadodara, Visakhapatnam.

SIEMENS

ACCELERATE

Digital Transformation



Annual Report
2022

Financial Highlights

(₹ in Million)

	2021-22	2020-21	2019-20	2018-19	2017-18
Orders received*	198,509	146,615	113,853	132,377	127,404
Income, Profit and Dividend*					
Revenue from operations	152,558	131,045	105,407	136,838	127,251
Profit Before depreciation, interest and tax (PBDIT)	19,404	17,156	13,198	18,703	15,961
Depreciation	2,119	2,282	2,709	2,173	1,967
Interest	341	196	296	114	82
Profit before tax (excluding gain on sale of business)	16,944	14,678	10,193	16,416	13,912
Gain on sale of Business	3,559	487	-	-	-
Profit Before Tax (PBT)	20,503	15,165	10,193	16,416	13,912
Tax	5,195	4,135	2,628	5,547	4,973
Profit After Tax (PAT)	15,308	11,030	7,565	10,869	8,939
Dividend - %	500%	400%	350%	350%	350%
Dividend - ₹ Per Share	10	8	7	7	7
Share Capital, Assets and Book Value					
Equity share capital	712	712	712	712	712
Other Equity	115,247	102,725	94,028	89,724	82,342
Net Worth (Equity)	115,959	103,437	94,740	90,436	83,054
Loans	-	25	-	-	-
Total Capital Employed	115,959	103,462	94,740	90,436	83,054
Capital Represented by:					
Property, plant and equipment, Capital work-in-progress, Other intangible assets and Right-of-Use assets	9,980	10,453	12,530	12,486	13,097
Investments	22,201	22,120	550	550	550
Net Current Assets & Other Assets	83,778	70,864	81,660	77,400	69,407
Net Assets	115,959	103,437	94,740	90,436	83,054
Book Value - ₹	325.62	290.46	266.03	253.95	233.22
Returns*					
On Revenue from operations [PBT (excluding gain on sale of business)] - %	11.11	10.92	9.67	12.00	10.93
On Capital Employed (PBT) - %	17.68	14.66	10.76	18.15	16.75
On Shareholders Fund (PAT) - %	13.20	10.66	7.99	12.02	10.76
Per Share (PAT) - ₹	42.98	30.97	21.24	30.52	25.10

* Includes total operations of the Company.

Contents

Board of Directors	2
Chairman's Statement	5
Notice	13
Directors' Report	25
Annexure I - Form AOC – 1	31
Annexure II - Conservation of Energy, etc.	32
Annexure III - Management's Discussion & Analysis	36
Annexure IV - Corporate Governance Report	41
Annexure V - General Shareholder Information	56
Annexure VI - Corporate Social Responsibility Report	63
Annexure VII - Statement of Disclosure of Remuneration	77
Annexure VIII - Form AOC – 2	78
Annexure IX - Particulars of Loans, Guarantees or Investments	79
Annexure X - Secretarial Audit Report	80
Business Responsibility Report - Abstract	83
Independent Auditor's Report - Standalone Financial Statements	88
Standalone Financial Statements	100
Independent Auditor's Report - Consolidated Financial Statements	170
Consolidated Financial Statements	180
Green Initiative	255

Board of Directors



Deepak S. Parekh
Chairman



Mehernosh B. Kapadia
Independent Director



Anjali Bansal
Independent Director
(Upto 31st March, 2022)



Sindhu Gangadharan
Independent Director
(From 12th May, 2022)



Johannes Apitzsch
Director



Tim Holt
Director



Matthias Rebellius
Special Director (Nominee of
Siemens Aktiengesellschaft,
Germany)



Willem Rudolf Basson
Director



Sunil Mathur
Managing Director and
Chief Executive Officer



Daniel Spindler
Executive Director and
Chief Financial Officer

Management



Guilherme Mendonca
Head - Energy



Suprakash Chaudhury
Head - Digital Industries



Robert HK Demann
Head - Smart Infrastructure



Gunjan Vakharia
Head - Mobility

Committees of Directors

(as on 30th September, 2022)

Audit Committee

Mr. Mehernosh B. Kapadia - Chairman

Mr. Deepak S. Parekh

Mr. Johannes Apitzsch

Nomination and Remuneration Committee

Mr. Mehernosh B. Kapadia - Chairman

Mr. Deepak S. Parekh

Mr. Matthias Rebellius

Stakeholders Relationship Committee

Mr. Mehernosh B. Kapadia - Chairman

Mr. Sunil Mathur

Dr. Daniel Spindler

Corporate Social Responsibility Committee

Mr. Deepak S. Parekh - Chairman

Mr. Sunil Mathur

Dr. Daniel Spindler

Mr. Johannes Apitzsch

Risk Management Committee

Mr. Johannes Apitzsch, Chairman

Mr. Deepak S. Parekh

Mr. Mehernosh B. Kapadia

Mr. Matthias Rebellius

Mr. Tim Holt

Share Transfer Committee

Mr. Sunil Mathur - Chairman

Dr. Daniel Spindler

Company Secretary

Mr. Ketan Thaker

Registered and Corporate Office:

Siemens Limited
Birla Aurora, Level 21, Plot No. 1080,
Dr. Annie Besant Road, Worli, Mumbai 400 030
Phone: +91 22 6251 7000 Fax: +91 22 2436 2403
CIN: L28920MH1957PLC010839
Website: www.siemens.co.in

Registrar and Share Transfer Agent:

TSR Consultants Private Limited
Phone: +91 22 81081 18484; Fax: +91 22 6656 8494
Email: csg-unit@tcplindia.co.in;
Website: www.tcplindia.co.in

Investor Relations Team:

Contact Person: Mr. Vinayak Deshpande
E-mail: Corporate-Secretariat.in@siemens.com Phone: +91 22 6251 7000 Fax: +91 22 2436 2403

Details of 65th Annual General Meeting

Day and Date : Tuesday, 14th February, 2023
Time : 4.00 p.m.

Chairman's Statement



Dear Shareholders,

The financial year 2021-22 was a volatile period for the global economy. While it started with optimism, with the economy opening up, consumption rising and production back to normal levels, developments on the geo-political and macro-economic fronts led to uncertainty. Speculation of a looming recession and slowing growth emerged as a result of inflation, material shortages, supply chain issues and most central banks around the world raising interest rates.

In such a scenario, the Indian economy remained resilient and continued growing. Business sentiment too was strong, as seen in increased domestic demand and consumption, aided by both public and private capital expenditure. The Central Government has been consistent in its policies and measures to maintain higher capital expenditure while also supporting the State Governments to follow suit. It is imperative that the core sectors and the small and medium enterprises (SMEs) continue to get capital investments to drive steady, all-round economic growth.

The resilience of all the businesses, which did remarkably well, is evidence of the Company's strong performance in Revenues, New Orders as well as Net Profits. With its wide-ranging portfolio, market-oriented organization structure, technology leadership and strong local competence, the Company is in a good position to partner with the country in its sustainable growth.

Financial Performance – Highlights

For the financial year 2022, the Company received New Orders valued at ₹ 194,221 million, a 43.1 percent increase over ₹ 135,709 million in the financial year 2021. The Order Backlog as of 30th September 2022 stood at ₹ 171,830 million. Sales (excluding other operating revenues) were up by 18.3 percent to ₹ 145,881 million, compared to ₹ 123,280 million in the previous financial year.

Profits from Operations stood at ₹ 13,974 million compared to ₹ 12,061 million in the previous financial year. The Company's Profit before Tax stood at ₹ 16,802 million compared to ₹ 14,055 million in the previous financial year, an increase of 19.5 percent. The Profit after Tax for the financial year was ₹ 12,497 million, an increase by 19.7 percent compared to ₹ 10,440 million in the previous financial year. The Board of Directors of the Company has recommended a dividend of ₹ 10/- per equity share of the face value of ₹ 2/- each for the financial year ended 30th September 2022. The above financial performance is for continuing operations.

Business Performance – Highlights

Among the key highlights during the financial year 2022, the Company (as part of a consortium) booked a large order to the extent of approximately ₹ 9 billion to develop the Metro Corridor for Pune Metro under the public-private partnership route. It won another order from Rail Vikas Nigam Limited, a listed Mini Ratna of Ministry of Railways, for signaling and telecommunication of two corridors of the Kolkata Metro Line 3 and 6.

The Company is contributing to the decarbonization initiatives at one of the largest aluminium companies in India – an overhaul of its ageing turbines promises CO2 reduction of around 100,000 tonnes per year. It received orders for electrification of a data center, cloud-based meter data management system for a state electricity distribution company and a turnkey 33kV switchyard at a deep all-weather port. It also implemented a digital twin solution for streamlining paint processes at an automotive original equipment manufacturer. The Company was also involved in automating the first indigenous greenfield COVID-19 vaccine production as well as providing automation for cranes at a steel plant.

Digital transformation

One of the highlights of the financial year 2022 was the launch in India of Siemens Xcelerator, an open and evolving digital business ecosystem. It comprises a comprehensive, curated portfolio that includes digital and Internet of Things (IoT)-enabled offerings (software, hardware and digital services) from Siemens and certified third parties.

The launch has happened at an opportune moment as the Company has experienced heightened interest in digital solutions from a wide range of customers. Many customers have expressed the need for solutions that address challenges specific to their verticals, and I am confident that many would see immense value in a platform that is sure to make their digital transformation easier, faster and at scale. This platform is especially beneficial to the thousands of SMEs, in which the Company has a strong footprint, as it can help them scale up, upgrade and adopt new designs and components much faster to stay competitive. The digital platform offers value creation for customers of all sizes in industry, buildings, grids and mobility. The curated portfolio of software, IoT-enabled hardware and digital services follows key design principles of interoperability, flexibility, openness and as-a-service.

Chairman's Statement

The penetration of digital technologies across various verticals has increased considerably. Many of the Company's large customers have already implemented or shown high levels of interest in technologies such as Industry 4.0, digital twin, cybersecurity and artificial intelligence to achieve efficiency, productivity, flexibility, transparency, availability, scalability, speed, resilience and a host of other benefits.

Sustainability

Sustainability is firmly embedded in the Company's business strategy and is defined under the DEGREE framework (Decarbonization, Ethics, Governance, Resource Efficiency, Equity, Employability). Together with implementing sustainability measures within the organization, the Company has been supporting its customers to meet their own sustainability goals.

The Company has contributed to the setting up of e-charging infrastructure in Bengaluru and Chandigarh, and helped large cement and aluminium producers reduce their carbon footprint. The Company has regular awareness sessions (such as Integrity Dialogue and Collective Action) for employees, business partners and customers on Business Conduct Guidelines. It has a Supplier Code of Conduct as well as environmental and social due diligence (Governance). It has set up distributed energy systems in the Kalwa and Aurangabad factory premises and also at Indian Institute of Technology, Kanpur. While offsite solar energy powers the factories, IIT Kanpur benefits from integrating microgrid, solar, biomass, e-charging and smart metering technologies.

During the financial year 2022, the Company has laid emphasis on strengthening diversity and inclusivity through various Diversity, Equity & Inclusion initiatives. Lastly, the Company has contributed to improving employability having implemented the Dual Vocational Education Training (Dual VET) approach in around 300 Industrial Training Institutes (ITI) across 14 States (benefitting over 45,000 students annually).

The Company's intelligent and sustainable solutions support customer initiatives to increase competitiveness and address climate change challenges. A few of these technologies are eco-design transformers, grid control centers, high-efficiency motors and drives, electric locomotives and hotel load converters, power plant modernization solutions, building management systems, energy management and automation.

Business Responsibility

The Company considers it as its economic, environmental and social responsibility to foster sustainable local development and add value to the local economy in which it operates. The Company's CSR projects are long-term in nature designed to create sustainable value to society.

During the financial year 2022, Siemens Scholarship Program completed 10 years since it was launched. This is one of the Company's flagship projects that enables access to quality education to economically disadvantaged communities. So far, it has enabled 1,135 bright students from government engineering colleges from all over India and many of these scholars are now role models for more students to emulate.

Through the Company's CSR initiatives, over 23,000 students have been exposed to STEM (Science, Technology, Engineering and Mathematics) and over 32,145 ITI trainees have received training under Dual VET; seven self-sustaining livelihood centers running on solar energy have been set up; water storage facilities with a capacity of 292 million liters have been created; over 11,000 saplings have been planted; over 145 acres of land have been made arable; and humanitarian assistance provided to over 6,600 people affected by floods in Assam.

These are a few highlights – you will find more details in the CSR Report later in the Annual Report. The Company has also published a detailed Business Responsibility and Sustainability Report for the first time this financial year.

People Excellence

During the financial year 2022, the Company scaled up efforts to empower its people, develop a growth mindset and encourage continuous learning to help address the fast-paced market changes. The Company is known as a leading technology-focused company and its people have the opportunity to create a better tomorrow for society through technology solutions.

Along with retention of talent, the Company's focus has also been in upskilling employees, particularly in building competence in local engineering and niche skills, in high-growth vertical segments.

The Company continued to focus on employee wellbeing through initiatives such as 24/7 healthcare consultation services and diagnostic tests at discounted rates to employees and their family members. The wellbeing program has been tailored to meet the requirements of employees. Awareness sessions are conducted regularly to make employees aware of health aspects such as managing hypertension, nutrition, lifestyle ailments, amongst others.

Outlook

The global macroenvironment is expected to continue to remain challenging in the next financial year, with growth likely to further lose momentum. Central banks in various countries are facing the dilemma of prioritizing price stability over economic growth.

However, India is in a bright spot with an expected GDP growth rate of nearly 7 percent, and while the growth rate may be lower next year, it will still be among the fastest growing economies in the world. India has maintained good diplomatic relations with most countries and our heft is growing in the international arena. Political stability, diplomacy, favourable demographics, digital infrastructure and a distinct pathway to energy transition are factors that will transform India in the next decade.

Our long-term growth prospects depend on attracting consistent investments. While private investments are strong, continued public capital expenditure will be crucial. Capital expenditure channeled through the production-linked incentive scheme is on the rise, though large-scale investments are restricted to select sectors. The latest capacity utilization level of 72 percent should improve next year.

Our country's growth story remains intact – revenue collections are robust, though rising commodity prices coupled with interest rates have impacted profitability. The Government's commitment to maintain growth by empowering the States to accelerate capital expenditure along with programs such as 'Atmanirbhar Bharat', Power for All, Digital India, National Logistics Policy, National Rail Plan and Green Hydrogen Policy, to name a few, are encouraging for the nation's economy. India is rightly positioning itself to be a high-end manufacturing hub, and incremental capital expenditure is expected to be concentrated on areas where India needs to reduce external dependency on global supply chains.

India's GDP is expected to continue on its growth path. The pace of tendering for capital expenditure by both public and private sectors will continue, with increasing interest in digital and sustainability solutions. As public sector capital expenditure picks up pace, private sector capital expenditure would follow. The investments would be in key areas such as sustainable infrastructure, decarbonization, electrification, automation and digitalization. The Company is well positioned with its technology solutions, especially in digitalization and sustainability. The Company's profitable growth would continue to be driven by market momentum combined with strong execution, along with selective participation in large projects.

In conclusion, I would like to wish good health and safety and sincerely thank our customers, the board, the management, unions and most importantly, the dedicated employees for their consistent support and commitment to Siemens Limited during another challenging year.

Deepak S. Parekh


Chairman

SIEMENS

Partnering India's Growth. #75AndBeyond

Transforming the everyday since 1867.





Transform the Everyday

Together we find innovative solutions for modern intralogistics warehouses.

Siemens worked with Addverb, a prominent player in the fast growing intralogistics industry to improve operational speed and efficiency. With the Siemens Digital Enterprise portfolio, Addverb could improve efficiency by 20%, reduce commissioning time by half and shorten development time. By seamlessly integrating the entire value chain from design to realization, with a continuous flow of data at every step of the value chain we help Addverb accelerate innovation in intralogistics.

[siemens.co.in](https://www.siemens.co.in) | 1800 209 1800

SIEMENS



Transform the Everyday

Together we help to manage data safely at all times.

With NxtGen* we make sure that sensitive and important data is kept perfectly safe and the physical operation of the data center is at all times secured.

siemens.co.in | 1800 209 1800

* NxtGen Datacenter & Cloud Technologies Private Limited

SIEMENS



Transform the Everyday

Together we distribute energy in a more sustainable way.

With Tata Power Delhi Distribution Limited, we enable the adoption of innovative digital solutions for an efficient and uninterrupted power supply. We empower our customers to master their digital transformation and sustainability challenges with our technologies.

siemens.co.in | 1800 209 1800

SIEMENS



| Moving beyond

Transport solutions driven by a passion for mobility

We're leveraging the benefits of digitalization, engineering excellence, and our entrepreneurial spirit to develop indigenous solutions for mainline and metro transport in India. Trusted by our partners, we're pioneering transportation, moving people sustainably and seamlessly from the first mile to the last. And we always go the extra mile to help transport services all over the globe move beyond the expected.

[siemens.co.in/mobility](https://www.siemens.co.in/mobility)

SIEMENS

Siemens Limited

CIN: L28920MH1957PLC010839

Registered Office: Birla Aurora, Level 21, Plot No. 1080, Dr. Annie Besant Road, Worli, Mumbai – 400030

Phone: +91 22 6251 7000; Fax: +91 22 2436 2403; Website: www.siemens.co.in

E-mail: Corporate-Secretariat.in@siemens.com

Notice

NOTICE is hereby given that the 65th Annual General Meeting of the Members of Siemens Limited will be held through Video Conferencing ("VC") / Other Audio Visual Means ("OAVM"), on **Tuesday, 14th February 2023**, at **4.00 p.m. (IST)** to transact the following business:

ORDINARY BUSINESS:

- To receive, consider and adopt:
 - the Audited Financial Statements of the Company for the Financial Year ended 30th September 2022, together with the Reports of the Directors and the Auditors thereon; and
 - the Audited Consolidated Financial Statements of the Company for the Financial Year ended 30th September 2022 and the Report of the Auditors thereon.
- To declare a dividend on Equity Shares for the Financial Year 2021-22.
- To appoint a Director in place of Mr. Tim Holt (DIN: 08742663), who retires by rotation and being eligible, offers himself for re-appointment.

SPECIAL BUSINESS:

To consider and if thought fit, to pass the following Resolutions:

- Revision in range of Salary package for Mr. Sunil Mathur (DIN: 02261944), Managing Director and Chief Executive Officer of the Company**

As an Ordinary Resolution:

"RESOLVED THAT in partial modification of the resolution passed by the Members at the 61st Annual General Meeting of the Company held on 6th February 2019 ("AGM Resolution 2019") for the re-appointment of Mr. Sunil Mathur (DIN: 02261944) as the Managing Director and Chief Executive Officer of the Company and the terms and conditions including those relating to remuneration payable to him and pursuant to the provisions of Sections 196, 197 and other applicable provisions of the Companies Act, 2013 ("Act") and the Rules made thereunder, as amended from time to time, read with Schedule V to the Act, the consent of the Members of the Company be and is hereby accorded for the revision in the range of Salary package as applicable to Mr. Sunil Mathur, with effect from 1st October 2022, as set out under the Statement setting out the material facts annexed to this Notice dated 6th January 2023 for Item No. 4.

RESOLVED FURTHER THAT the Board of Directors / Nomination and Remuneration Committee of the Company be and is hereby authorised to take all such steps as may be necessary, proper and expedient as it may in its sole and absolute discretion deem fit and to settle any questions thereof, to give effect to this resolution."

- Revision in range of Salary package for Dr. Daniel Spindler (DIN: 08533833), Executive Director and Chief Financial Officer of the Company**

As an Ordinary Resolution:

"RESOLVED THAT in partial modification of the resolution passed by the Members at the 62nd Annual General Meeting of the Company held on 11th February 2020 ("AGM Resolution 2020") for the appointment of Dr. Daniel Spindler (DIN: 08533833) as Executive Director and Chief Financial Officer of the Company and the terms and conditions including those relating to remuneration payable to him and pursuant to the provisions of Sections 196, 197 and other applicable provisions of the Companies Act, 2013 ("Act") and the Rules made thereunder, as amended from time to time, read with Schedule V to the Act, the consent of the Members of the Company be and is hereby accorded for the revision in the range of Salary package as applicable to Dr. Daniel Spindler, with effect from 1st October 2022, as set out under the Statement setting out the material facts annexed to this Notice dated 6th January 2023 for Item No. 5.

RESOLVED FURTHER THAT the Board of Directors / Nomination and Remuneration Committee of the Company be and is hereby authorised to take all such steps as may be necessary, proper and expedient as it may in its sole and absolute discretion deem fit and to settle any questions thereof, to give effect to this resolution."

Notice

6. Payment of remuneration to Messrs R. Nanabhoy & Co., Cost Accountants (Firm Registration No. 000010), the Cost Auditors of the Company for FY 2022-23

As an Ordinary Resolution:

"RESOLVED THAT pursuant to the provisions of Section 148 and other applicable provisions, if any, of the Companies Act, 2013 read with the Companies (Audit and Auditors) Rules, 2014, (including any statutory modification(s) or re-enactment(s) thereof for the time being in force), Messrs R. Nanabhoy & Co., Cost Accountants (Firm Registration No. 000010), appointed as Cost Auditors by the Board of Directors of the Company to conduct the audit of the cost records of the Company for the financial year ending 30th September 2023, be paid a remuneration of ₹ 21,00,000/- (Rupees Twenty One Lakh only) per annum plus applicable tax and out of pocket expenses that may be incurred during the course of audit.

RESOLVED FURTHER THAT the Board of Directors of the Company (including its Committee thereof), be and is hereby authorized to do all acts and take all such steps as may be necessary, proper or expedient to give effect to this resolution."

By Order of the Board of Directors
For **Siemens Limited**

Ketan Thaker
Company Secretary
ACS: 16250

Registered Office: Birla Aurora, Level 21, Plot No. 1080, Dr. Annie Besant Road, Worli, Mumbai – 400030

Corporate Identity Number: L28920MH1957PLC010839

Tel.: +91 22 6251 7000; **Fax:** +91 22 2436 2403

E-mail / Contact: Corporate-Secretariat.in@siemens.com / www.siemens.co.in/contact

Website: www.siemens.co.in

Mumbai
Friday, 6th January 2023

Notes:

- a) In view of the COVID-19 pandemic, the Ministry of Corporate Affairs, Government of India ("MCA") has permitted conducting Annual General Meeting through video conferencing ("VC") or other audio-visual means ("OAVM"). In this regard, MCA issued Circular No. 14/2020 dated 8th April 2020, Circular No. 17/2020 dated 13th April 2020, Circular No. 20/2020 dated 5th May 2020, Circular No. 21/2021 dated 14th December 2021, Circular No. 2/2022 dated 5th May 2022 and Circular No. 10/2022 dated 28th December 2022 ("MCA Circulars"), prescribing the procedure and manner of conducting the Annual General Meeting through VC / OAVM. In compliance with the applicable provisions of the Companies Act, 2013 ("Act") read with MCA Circulars, the 65th Annual General Meeting ("AGM" or "Meeting") of the Members of the Company will be held through VC / OAVM. In compliance with the applicable provisions of the Act and MCA Circulars, the AGM of the Members will be held through VC / OAVM. The Securities and Exchange Board of India ("SEBI") also vide its Circular No. SEBI/HO/CFD/CMD1/CIR/P/2020/79 dated 12th May 2020; Circular No. SEBI/HO/CFD/CMD2/CIR/P/2022/62 dated 13th May 2022; and Circular No. SEBI/HO/CFD/PoD-2/P/CIR/2023/4 dated 5th January 2023 ("SEBI Circulars") has provided certain relaxations from compliance with certain provisions of the SEBI (Listing Obligations and Disclosure Requirements) Regulations, 2015 ("Listing Regulations") due to the COVID-19 pandemic. In compliance with the applicable provisions of the Act, MCA Circulars and SEBI Circulars / Listing Regulations, the AGM of the Members will be held through VC / OAVM. Hence, Members can attend and participate in the AGM through VC / OAVM only. The venue of the Meeting shall be deemed to be the Registered Office of the Company.
- b) In line with the MCA Circulars and SEBI Circulars this Notice along with the Annual Report for FY 2021-22 is being sent by electronic mode to those Members whose e-mail addresses are registered with the Company / their Depository Participants ("DPs"), unless any Member has requested for a physical copy of the same.
- c) A Member entitled to attend and vote at the annual general meeting is entitled to appoint a proxy to attend and vote instead of himself and a proxy need not be a member of the company. Since this AGM is being held through VC / OAVM, in terms of the MCA Circulars and SEBI Circulars, the facility for appointment of proxies by the Members will not be available for this AGM.

- d) Institutional / Corporate Members (i.e. other than individuals / HUF, NRI, etc.) are required to send a scanned copy (PDF/ JPG Format) of its Board or governing body Resolution / Authorization etc., authorizing its representative to attend the AGM through VC / OAVM on its behalf and to vote through remote e-voting. The letter of appointment of representative(s) of the President of India or the Governor of a State; or the authorisation in respect of representative(s) of the Corporations shall be received by the Scrutinizer / Company on or before close of remote e-voting. The said Resolution / Authorization shall be sent to the Scrutinizer by e-mail through its registered e-mail address to siemens.scrutinizer@gmail.com with a copy marked to evoting@nsdl.co.in or can also be uploaded by clicking on "Upload Board Resolution / Authority Letter" displayed under "e-Voting" tab in their login on <https://www.evoting.nsdl.com>.
- e) The statement setting out the material facts pursuant to Section 102 of the Act concerning the Special Business in the Notice is annexed hereto and forms part of this Notice. The relevant details as required under Regulation 36(3) of the SEBI (Listing Obligations and Disclosure Requirements) Regulations, 2015 ("Listing Regulations") and Secretarial Standards on General Meetings issued by The Institute of Company Secretaries of India as approved by the Central Government, of Mr. Tim Holt who is seeking re-appointment as Director is also annexed to this Notice.
- f) The Register of Members and Share Transfer Books of the Company will remain closed from **Wednesday, 1st February 2023** to **Tuesday, 14th February 2023** (both days inclusive).

Dividend payment and Tax on Dividend:

- g) The dividend, as recommended by the Board of Directors, if declared at the 65th AGM, will be paid from **Friday, 17th February 2023**, to those Members who hold shares in physical form and whose name appears on the Company's Register of Members as holders of Equity Shares on **Tuesday, 31st January 2023** and in respect of shares held in electronic form, to the Beneficial Owners of the shares as at the close of business hours on **Tuesday, 31st January 2023** as per details to be furnished by National Securities Depository Limited ("NSDL") and Central Depository Services (India) Limited ("CDSL").
- h) Pursuant to the Finance Act, 2020, dividend income is taxable in the hands of the Members and the Company is required to deduct tax at source ("TDS") from dividend paid to the Members at prescribed rates as per Income Tax Act, 1961 ("the IT Act"). In general, to enable compliance with TDS requirements, Members are requested to complete and / or update their Residential Status, Permanent Account Number ("PAN"), Category as per the IT Act with their DPs for shares held in electronic form and in case shares are held in physical form, with the Company by sending relevant documents by **Friday, 27th January 2023**. For the detailed process, please visit the following weblink:
<https://assets.new.siemens.com/siemens/assets/api/uuid:80ac3f05-4201-428c-9008-c693031e6d37/siemens-communication-to-shareholders-on-tds.pdf>.
- i) **Unclaimed / Unpaid Dividend:**

Pursuant to the provisions of Section 124 of the Act, the dividend which remains unclaimed / unpaid for a period of seven years from the date of transfer to the unpaid dividend account of the Company is required to be transferred to the Investor Education and Protection Fund ("IEPF") established by the Central Government. During FY 2022, the unclaimed dividend for Financial Year 2013-14 was transferred to IEPF. The unclaimed dividend for the Financial Year 2014-15 and all subsequent years must be claimed as early as possible failing which it would be transferred to IEPF as per the (tentative) dates mentioned hereinbelow:

Financial Year	Tentative date for transfer to IEPF	Financial Year	Tentative date for transfer to IEPF
2014-15		2018-19	
Dividend	2 nd March 2023	Dividend	17 th March 2027
2015-16		2019-2020	
Interim Dividend	5 th September 2023	Dividend	19 th March 2028
Final Dividend	13 th March 2024	2020-21	
2016-17		Dividend	10 th March 2029
Dividend	7 th March 2025		
2017-18			
Dividend	10 th March 2026		

Notice

Members are requested to contact TSR Consultants Private Limited ("TCPL"), the Registrar and Share Transfer Agent of the Company for claiming the dividend for the aforesaid years.

The details of the unclaimed dividends are available on the Company's website at www.siemens.co.in and IEPF authority's website at www.iepf.gov.in.

Further, pursuant to the provisions of Section 124 of the Act, all shares on which dividend has not been paid or claimed for seven consecutive years or more shall be transferred to the IEPF authority.

The Members / claimants whose shares, unclaimed dividend, sale proceeds of fractional shares etc. have been transferred to the IEPF may claim the shares or apply for refund by making an application to IEPF Authority in Form IEPF 5 (available on www.iepf.gov.in) along with requisite fee as decided by the Authority from time to time. The procedure to claim refund under IEPF Rules and other IEPF related information is also available on the website of the Company at <https://new.siemens.com/in/en/company/investor-relations.html>. Post making the online application the Member / claimant shall send the duly signed Form IEPF 5 along with the requisite documents to the Company at its Registered Office for verification of the claim and payment / transfer of shares by IEPF Authority. All corporate benefits on such shares viz. bonus shares, split of shares etc. including dividend shall be credited to the account of the IEPF Authority. The voting rights on such shares shall remain frozen until the rightful owner claims the shares.

It is in the Members interest to claim any un-encashed dividends and for future, opt for payment through Electronic remittance by registering bank details by following the process as elucidated under point k) below.

- j) **SEBI has mandated that securities of listed companies can be transferred only in dematerialised form. In view of the above and to avail various benefits of dematerialisation, Members are advised to dematerialise shares held by them in physical form, for ease in portfolio management.**

- k) SEBI has mandated the updation of PAN, contact, Bank account, specimen signature and nomination details against folio / demat account.

PAN is also required to be updated for participating in the securities market, deletion of name of deceased holder and transmission / transposition of shares. As per applicable SEBI Circular, PAN details are to be compulsorily linked to Aadhar details, by 31st March 2023 or any other date specified by Central Board of Direct Taxes.

Members are requested to submit PAN, contact, Bank account, nomination details and specimen signature (as applicable) to their DP in case of holding in dematerialised form or to TCPL [through Form ISR-1, Form ISR-2 and Form ISR-3 (as applicable) available at <https://new.siemens.com/in/en/company/investor-relations/investor-services.html> in case of holdings in physical form.

- l) As per the provisions of the Act and applicable SEBI Circular, Members holding shares in physical form may file nomination in the prescribed Form SH.13 with TCPL or make changes to their nomination details through Form SH-14 and Form ISR-3. In respect of shares held in dematerialised form, the nomination form may be filed with the respective DP. For relevant details / forms, please visit the following - <https://new.siemens.com/in/en/company/investor-relations/investor-services.html>.

- m) Members holding shares in dematerialised form are requested to intimate all changes pertaining to their bank details, mandates, nominations, power of attorney, change of address, change of name, e-mail address, contact numbers, etc., to their DP only.

Members holding shares in physical form are requested to intimate such changes to TCPL [through Form ISR-1, Form ISR-2 and Form ISR-3 (as applicable)].

- n) Members holding shares in more than one folio in the same name(s) are requested to send the details of their folios alongwith the share certificates so as to enable the Company to consolidate their holdings into one folio.

- o) **Green Initiative**

The Members can receive various notices and documents through electronic mode by registering their e-mail addresses with the Company. Members who have not yet registered their e-mail address with the Company can register the same by submitting duly filled-in 'E-Communication Registration Form' enclosed at the end of Annual Report 2022 (also available on our website www.siemens.co.in), with TCPL / Investor Relations team of the Company. The Members holding shares in electronic form are requested to register their e-mail addresses with their DP only.

Even after registering for E-communication, the Members can receive such communication in physical form, upon request.

In accordance with the provisions of Section 101 of the Act read with Rule 18 of the Companies (Management and Administration) Rules, 2014, the copy of Annual Report of the Company for the Financial Year 2021-22 and this Notice

inter-alia indicating the process and manner of remote e-voting are being sent by e-mail, unless any Member has requested for a physical copy of the same, to those Members who have registered their e-mail address with the Company (in respect of shares held in physical form) or with their DP (in respect of shares held in electronic form) and made available to the Company by the Depositories.

- p) Members holding shares in physical form are requested to follow the process as elucidated under point k) above for registration of e-mail address for obtaining Annual Report and updation of bank account mandate for receipt of dividend. Members holding shares in dematerialized form are advised to contact their DP and update their details.
- q) The Annual Report of FY 2021-22 of the Company alongwith the Notice convening this AGM, will be made available on the Company's website at www.siemens.co.in as well as on the Stock Exchange websites (www.bseindia.com and www.nseindia.com) and on the website of NSDL at www.evoting.nsdl.com.
- r) The statutory documents and relevant documents referred to in this Notice of AGM and statement setting out material facts, will be available electronically for inspection by the Members during the AGM. All documents referred to in the Notice will also be available for electronic inspection by the Members from the date of circulation of this Notice up to the date of AGM, i.e. 14th February 2023. Members seeking to inspect such documents can send an e-mail to Corporate-Secretariat.in@siemens.com.
- s) Members attending the AGM through VC / OAVM shall be counted for the purpose of reckoning the quorum under Section 103 of the Act.
- t) The remote e-voting period commences on **Friday, 10th February 2023 (9.00 a.m. IST)** and ends on **Monday, 13th February 2023 (5.00 p.m. IST) (both days inclusive)**. During this period, Members holding shares, as on the Cut-off date i.e. **Tuesday, 7th February 2023**, may cast their vote electronically. Once the vote on a resolution is cast by the Member, he / she / it shall not be allowed to change it subsequently.

u) Instructions for attending the AGM through VC / OAVM and remote e-Voting (before and during the AGM) are given below:

A. Instructions for attending the AGM through VC / OAVM

- i. The Members will be provided with a facility to attend the AGM through VC / OAVM through the NSDL e-Voting system. Members may access the same by following the steps mentioned below for "Access to NSDL e-Voting system". The link for VC / OAVM will be available in "Shareholder / Member login" where the EVEN (E-voting Event Number) of the Company will be displayed. After successful login, the Members will be able to see the link of ("VC / OAVM") placed under the tab "Join Meeting" against the name of the Company. On clicking this link, the Members will be able to attend the AGM. Please note that the Members who do not have the User ID and Password for e-Voting or have forgotten the User ID / Password may retrieve the same by following the remote e-Voting instructions mentioned below to avoid last minute rush.
- ii. Members may join the Meeting through Laptops, Smartphones and Tablets. Further, Members will be required to use Internet with a good speed to avoid any disturbance during the Meeting. Members will need the latest version of Chrome, Safari, Internet Explorer 11, MS Edge or Firefox. Please note that participants connecting from Smartphones or Tablets or through Laptops connecting via mobile hotspot may experience Audio / Video loss due to fluctuation in their respective network. It is therefore recommended to use stable Wi-Fi or LAN connection to mitigate any glitches.
- iii. Members desirous of getting any information about the financial statements or any other matter in relation to the 65th AGM, are requested to write to the Company seven days in advance of the AGM i.e. by 5.00 pm (IST) on Tuesday, 7th February, 2023, at Corporate-Secretariat.in@siemens.com from their registered e-mail address, mentioning their name, DP ID and Client ID number / folio number and mobile number.
- iv. Members who would like to express their views / ask questions as a speaker at the Meeting are requested to pre-register themselves by sending a request from their registered e-mail address mentioning their names, DP ID and Client ID / folio number and mobile number at Corporate-Secretariat.in@siemens.com seven days in advance of the AGM i.e. by 5.00 pm (IST) on Tuesday, 7th February 2023. Only those Members who have pre-registered themselves as a speaker will be allowed to express their views / ask questions during the AGM. Members intending to speak at the AGM would require microphone and speakers / headphone. The Company reserves the right to restrict the number of speakers depending on the availability of time for the AGM.
- v. Facility of joining the AGM through VC / OAVM will be available for Members on first come first served basis as per MCA Circulars. The Members can join the AGM in the VC / OAVM mode 30 minutes before the scheduled start time of the AGM and will remain open throughout the AGM by following the procedure mentioned in the Notice of AGM.
- vi. Members who need technical assistance before or during the AGM to access and participate in the Meeting may contact NSDL on 1800 1020 990 / 1800 22 44 30 or contact Ms. Pallavi Mhatre, Senior Manager, NSDL at evoting@nsdl.co.in.

Notice

B. Instructions for Remote e-Voting before / during the AGM

In compliance with the provisions of Section 108 of the Act and Rule 20 of the Companies (Management and Administration) Rules, 2014, Regulation 44 of the Listing Regulations and Secretarial Standards for General Meetings, the Members are provided with the facility to cast their vote electronically, through the remote e-voting services provided by NSDL, on all resolutions set forth in this Notice.

The instructions for remote e-Voting before the AGM are as under:

Step 1: Access to NSDL e-Voting system at <https://www.evoting.nsdl.com/>

How to Log-in to NSDL e-Voting website?



(a) Login method for e-Voting and joining virtual meeting for Individual Members holding securities in demat mode

In terms of SEBI circular dated 9th December 2020 on “e-Voting facility provided by Listed Companies”, e-voting process has been enabled to all the individual demat account holders, by way of single login credential, through their demat accounts / websites of Depositories / DPs in order to increase the efficiency of the voting process. Individual demat account holders would be able to cast their vote without having to register again with the e-voting service provider (“ESP”) thereby not only facilitating seamless authentication but also ease and convenience of participating in e-voting process.

Members are advised to update their mobile number and e-mail ID with their DPs in order to access e-voting facility.

Login method for Individual Members holding securities in demat mode is given below:

Type of Members	Login Method
Individual Members holding securities in demat mode with NSDL.	<p>Users registered for NSDL IDeAS facility:</p> <ol style="list-style-type: none"> Visit the e-Services website of NSDL viz. https://eservices.nsdl.com either on a Personal Computer or on a mobile. On the e-Services home page click on the “Beneficial Owner” icon under “Login” which is available under ‘IDeAS’ section. You will be prompted to enter your existing User ID and Password. After successful authentication, you will be able to see e-Voting services under Value added services. Click on “Access to e-Voting” under e-Voting services and you will be able to see e-Voting page. Click on company name or e-Voting service provider i.e. NSDL and you will be re-directed to e-Voting website of NSDL for casting your vote during the remote e-Voting period or joining virtual meeting & voting during the meeting. <p>Users not registered for IDeAS e-Services:</p> <p>Option to register is available at https://eservices.nsdl.com. Select “Register Online for IDeAS Portal” or click at https://eservices.nsdl.com/SecureWeb/IdeasDirectReg.jsp</p> <p>E-voting website of NSDL</p> <ol style="list-style-type: none"> Visit the e-Voting website of NSDL. Open web browser by typing the following URL: https://www.evoting.nsdl.com/ either on a Personal Computer or on a mobile. Once the home page of e-Voting system is launched, click on the icon “Login” which is available under ‘Shareholder/Member’ section. A new screen will open. You will have to enter your User ID (i.e. your sixteen digit demat account number held with NSDL), Password/OTP and a Verification Code as shown on the screen. After successful authentication, you will be redirected to NSDL Depository site wherein you can see e-Voting page. Click on company name or e-Voting service provider i.e. NSDL and you will be redirected to e-Voting website of NSDL for casting your vote during the remote e-Voting period or joining virtual meeting & voting during the meeting.

	<p>4. Members can also download NSDL Mobile App “NSDL SPEED-e” facility by scanning the QR code mentioned below for seamless voting experience. NSDL Mobile App is available on:</p> <p style="text-align: center;">iOS Google Play Store</p> <div style="display: flex; justify-content: space-around; align-items: center;">   </div>
Individual Members holding securities in demat mode with CDSL	<p>Existing users who have opted for Easi / Easiest</p> <ol style="list-style-type: none"> login through their User ID and Password. Option will be made available to reach e-Voting page without any further authentication. The URL for users to login to Easi / Easiest is www.cdslindia.com and click on New System Myeasi After successful login of Easi / Easiest the user will be able to see the E-Voting Menu. The Menu will have links of e-Voting service provider i.e. NSDL. Click on NSDL to cast your vote. <p>User not registered for Easi / Easiest</p> <p>Option to register is available at www.cdslindia.com.</p> <p>Visit the e-Voting website of CDSL</p> <ol style="list-style-type: none"> Alternatively, the user can directly access e-Voting page by providing demat account number and PAN from a link in www.cdslindia.com home page. The system will authenticate the user by sending OTP on registered Mobile & Email as recorded in the demat account. After successful authentication, user will be provided links for the respective ESP i.e. NSDL where the e-Voting is in progress.
Individual Members (holding securities in demat mode) login through their depository participants	<ol style="list-style-type: none"> Members can also login using the login credentials of their demat account through your Depository Participant registered with NSDL / CDSL for e-Voting facility. Once logged in, you will be able to see e-Voting option. Click on e-Voting option, you will be redirected to NSDL / CDSL Depository site after successful authentication, wherein you can see e-Voting feature. Click on company name or e-Voting service provider i.e. NSDL and you will be redirected to e-Voting website of NSDL for casting your vote during the remote e-Voting period or joining virtual meeting & voting during the meeting.

Important note: Members who are unable to retrieve User ID / Password are advised to use ‘Forget User ID’ and ‘Forget Password’ option available at abovementioned website.

Helpdesk for Individual Members holding securities in demat mode for any technical issues related to login through Depository i.e. NSDL and CDSL.

Login type	Helpdesk details
Individual Members holding securities in demat mode with NSDL	Members can contact NSDL helpdesk by sending a request at evoting@nsdl.co.in or call at toll free no.: 1800 1020 990 and 1800 22 44 30
Individual Members holding securities in demat mode with CDSL	Members can contact CDSL helpdesk by sending a request at helpdesk.evoting@cdslindia.com or contact at toll free no. 1800 22 55 33

Notice

- (b) **Login Method for e-Voting and joining virtual meeting for Members other than Individual Members holding securities in demat mode and Members holding securities in physical mode.**

How to Log-in to NSDL e-voting website?

1. Visit the e-Voting website of NSDL. Open web browser by typing the following URL: <https://www.evoting.nsd.com/> either on a Personal Computer or on a mobile.
2. Once the home page of e-Voting system is launched, click on the icon "Login" which is available under 'Shareholder/Member' section.
3. A new screen will open. You will have to enter your User ID, your Password and a Verification Code as shown on the screen.

Alternatively, if you are registered for NSDL e-services i.e. IDeAS, you can log-in at <https://eservices.nsd.com/> with your existing IDeAS login. Once you log-in to NSDL e-services after using your log-in credentials, click on e-Voting and you can proceed to Step 2 i.e. cast your vote electronically.

4. Your User ID details are given below:

Manner of holding shares i.e. Demat (NSDL or CDSL) or Physical	Your User ID is:
a) For Members who hold shares in demat account with NSDL.	8 Character DP ID followed by 8 Digit Client ID For example if your DP ID is IN300*** and Client ID is 12***** then your user ID is IN300***12*****.
b) For Members who hold shares in demat account with CDSL.	16 Digit Beneficiary ID For example if your Beneficiary ID is 12***** then your user ID is 12*****.
c) For Members holding shares in Physical Form.	EVEN Number followed by Folio Number registered with the company For example if folio number is 001*** and EVEN is 123178 then user ID is 123178001***

5. Password details for Members other than Individual Members are given below:
 - a) If you are already registered for e-Voting, then you can use your existing password to login and cast your vote.
 - b) If you are using NSDL e-Voting system for the first time, you will need to retrieve the 'initial password' which was communicated to you. Once you retrieve your 'initial password', you need to enter the 'initial password' and the system will force you to change your password.
 - c) How to retrieve your 'initial password'?
 - (i) If your e-mail ID is registered in your demat account or with the company, your 'initial password' is communicated to you on your e-mail ID. Trace the e-mail sent to you from NSDL from evoting@nsdl.com. Open the e-mail and open the attachment i.e. a .pdf file.
 - (ii) The password to open the .pdf file is your 8 digit client ID for NSDL account, last 8 digits of client ID for CDSL account or folio number for shares held in physical form. The .pdf file contains your 'User ID' and your 'initial password'.
6. If you are unable to retrieve or have not received the "Initial password" or have forgotten your password:
 - a) Click on **"Forgot User Details/Password?"** (If you are holding shares in your demat account with NSDL or CDSL) option available on www.evoting.nsd.com.
 - b) **"Physical User Reset Password?"** (If you are holding shares in physical mode) option available on www.evoting.nsd.com.
 - c) If you are still unable to get the password by aforesaid two options, you can send a request at evoting@nsdl.co.in mentioning your demat account number / folio number, your PAN, your name and your registered address etc.
 - d) Members can also use the OTP based login for casting the votes on the e-Voting system of NSDL.

7. After entering your password, tick on Agree to "Terms and Conditions" by selecting on the check box.
8. Now, you will have to click on "Login" button.
9. After you click on the "Login" button, Home page of e-Voting will open.

Step 2: Cast your vote electronically and join General Meeting on NSDL e-Voting system.

How to cast your vote electronically on NSDL e-voting system?

1. After successful login at Step 1, you will be able to see "EVEN" of all the companies in which you are holding shares and whose voting cycle and General Meeting is in active status.
2. Select "EVEN" of company for which you wish to cast your vote during the remote e-Voting period and casting your vote during the General Meeting. For joining virtual meeting, you need to click on "VC / OAVM" link placed under "Join Meeting".
3. Now you are ready for e-Voting as the Voting page opens.
4. Cast your vote by selecting appropriate options i.e. assent or dissent, verify/modify the number of shares for which you wish to cast your vote and click on "Submit" and also "Confirm" when prompted.
5. Upon confirmation, the message "Vote cast successfully" will be displayed.
6. You can also take the printout of the votes cast by you by clicking on the print option on the confirmation page.
7. Once you confirm your vote on the resolution, you will not be allowed to modify your vote.

The instructions for e-Voting during the AGM are as under:

- i. The procedure for e-Voting during the AGM is the same as per the instructions mentioned above for remote e-Voting since the Meeting is being held through VC / OAVM.
- ii. The e-Voting window shall be activated upon instructions of the Chairman during the AGM proceedings.
- iii. Only those Members, who will be present in the AGM through VC / OAVM and have not cast their vote on the resolutions through remote e-Voting and are otherwise not barred from doing so, shall be eligible to vote on such resolutions through e-Voting system during the AGM.

General Guidelines for Members:

1. It is strongly recommended not to share your password with any other person and take utmost care to keep your password confidential. Login to the e-Voting website will be disabled upon five unsuccessful attempts to key in the correct password. In such an event, you will need to go through the 'Forgot User Details/Password?' or 'Physical User Reset Password?' option available on www.evoting.nsd.com to reset the password.
2. In case of any difficulty or queries pertaining to remote e-Voting (before the AGM and during the AGM), you may refer to the Frequently Asked Questions (FAQs) for Members and e-Voting user manual for Members available in the download of www.evoting.nsd.com or call on toll free nos.: 1800 1020 990 / 1800 22 44 30 or contact Ms. Pallavi Mhatre, Senior Manager, National Securities Depository Limited at evoting@nsdl.co.in.

Other Instructions:

- (i) The Members who have cast their vote by remote e-voting prior to the AGM may also attend / participate in the AGM through VC / OAVM but shall not be entitled to cast their vote again.
- (ii) The voting rights of Members shall be in proportion to their shares of the paid-up equity share capital of the Company as on **Tuesday, 7th February 2023 ("Cut-off date")**.
- (iii) Any person holding shares in physical form and non-individual Members, who becomes Member of the Company after despatch of the Notice of the AGM and holding shares as of the Cut-off date, may obtain the login ID and password by sending a request at evoting@nsdl.co.in or the Company at Corporate-Secretariat.in@siemens.com or to TCPL at csg-unit@tcplindia.co.in. However, if you are already registered with NSDL for remote e-voting, then you can use your existing user ID and password for casting your vote. If you forgot your password, you can reset your password by using "Forgot User Details/Password" or "Physical User Reset Password" option available on www.evoting.nsd.com or call on toll

Notice

free no. 1800 1020 990 and 1800 22 44 30. In case of individual Members holding securities in demat mode becomes a Member of the Company after despatch of the Notice of the AGM and holding shares as of the Cut-off date may follow steps mentioned in the Notice of the AGM under "Access to NSDL e-Voting system".

- (iv) A person whose name is recorded in the register of members or in the register of beneficial owners maintained by the depositories as on the Cut-off date can (i) join the AGM; and (ii) shall be entitled to avail the facility of remote e-voting, as well as voting at the AGM, by following the procedure mentioned in this Notice.
- (v) Mr. P. N. Parikh (FCS 327 CP 1228) or failing him Ms. Jigyasa N. Ved (FCS 6488 CP 6018) or failing her Mr. Mitesh Dhabliwala (FCS 8331 CP 9511) of Messrs Parikh Parekh & Associates, Practising Company Secretaries, have been appointed as the Scrutinizer to scrutinize the voting at the AGM and remote e-voting process in a fair and transparent manner.
- (vi) The Scrutinizer shall, after the conclusion of voting at the AGM, unblock and count the votes cast during the AGM and votes cast through remote e-voting and shall make, a consolidated Scrutinizer's Report of the total votes cast in favour or against, if any, to the Chairman or a person authorized by him in writing, who shall countersign the same.
- (vii) The results declared along with the Scrutinizer's Report shall be placed on the Company's website www.siemens.co.in and on the website of NSDL www.evoting.nsdl.com. The Company shall simultaneously forward the results to BSE Limited and National Stock Exchange of India Limited, where the equity shares of the Company are listed. The results shall also be displayed on the notice board at the Registered Office of the Company.

STATEMENT SETTING OUT MATERIAL FACTS UNDER SECTION 102 OF THE COMPANIES ACT, 2013

Item Nos. 4 and 5

The Members of the Company at the 61st Annual General Meeting of the Company held on 6th February 2019, had approved the re-appointment of Mr. Sunil Mathur (DIN: 02261944) as the Managing Director and Chief Executive Officer of the Company for a period from 1st January 2019 to 31st December 2023 and the terms and conditions including those relating to remuneration payable to him.

The Members of the Company at the 62nd Annual General Meeting of the Company held on 11th February 2020, had approved the appointment of Dr. Daniel Spindler (DIN: 08533833) as Executive Director and Chief Financial Officer of the Company for a period from 1st September 2019 to 31st July 2023 and the terms and conditions including those relating to remuneration payable to him.

The Members at the said respective meetings, had also inter alia approved, Salary package for Mr. Sunil Mathur in the range of ₹ 3,500,000 to ₹ 6,000,000 per month and that for Dr. Daniel Spindler in the range of ₹ 1,900,000 to ₹ 4,000,000 per month, with the authority to the Nomination and Remuneration Committee ("NRC") / the Board of Directors of the Company ("the Board") to determine the Salary package from time to time within the said range. Salary package includes Basic salary and other Allowances.

Taking into consideration their present Salary package and future revisions, if any, and based on the recommendation of NRC, the Board at its meeting held on 22nd November 2022 has approved revision in the range of Salary package as applicable to Mr. Sunil Mathur to be in the range of ₹ 5,000,000 to ₹ 11,000,000 per month and that for Dr. Daniel Spindler to be in the range of ₹ 2,250,000 to ₹ 5,000,000 per month, subject to the approval of the Members of the Company.

All other terms and conditions relating to their re-appointment / appointment as approved by the Members as set out under AGM Resolution 2019 and AGM Resolution 2020 and as approved by the Board / NRC from time to time within the realm of said resolutions of the Members of the Company, remain unchanged.

Details of remuneration of Mr. Sunil Mathur and Dr. Daniel Spindler during FY 2021-22 have been disclosed in the Corporate Governance Report forming part of the Annual Report 2022.

None of the Directors and Key Managerial Personnel of the Company or their respective relatives, except Mr. Sunil Mathur and Dr. Daniel Spindler and their respective relatives, to whom the resolution relates, are concerned or interested in the Resolution mentioned at Item Nos. 4 and 5 of the Notice respectively.

The Board recommends the Ordinary Resolutions as set out at Item Nos. 4 and 5 of this Notice for the approval of the Members of the Company.

Item No. 6

The Board of Directors of the Company, on the recommendation of the Audit Committee, has approved the appointment of Messrs R. Nanabhoy & Co., Cost Accountants (Firm Registration No. 000010), as the Cost Auditors to conduct the audit of the cost records of the Company for the financial year ending 30th September 2023.

In accordance with the provisions of Section 148 of the Companies Act, 2013 read with the Companies (Audit and Auditors) Rules, 2014, the remuneration payable to the Cost Auditors has to be ratified by the Members of the Company. Accordingly, consent of the Members is sought by way of an Ordinary Resolution as set out at Item No. 6 of the Notice for ratification of the remuneration amounting to ₹ 21,00,000/- (Rupees Twenty One Lakh only) per annum plus applicable tax and out of pocket expenses that may be incurred by the Cost Auditors for the financial year ending 30th September 2023.

The Board recommends the Ordinary Resolution as set out at Item No. 6 of this Notice for approval of the Members.

None of the Directors or Key Managerial Personnel or their relatives are in any way concerned or interested, financially or otherwise, in the resolution at Item No. 6 of this Notice.

By Order of the Board of Directors

For **Siemens Limited**

Ketan Thaker

Company Secretary

ACS: 16250

Mumbai

Friday, 6th January 2023

Registered Office: Birla Aurora, Level 21, Plot No. 1080, Dr. Annie Besant Road, Worli, Mumbai – 400030

Corporate Identity Number: L28920MH1957PLC010839

Tel.: +91 22 6251 7000; **Fax:** +91 22 2436 2403

E-mail / Contact: Corporate-Secretariat.in@siemens.com / www.siemens.co.in/contact

Website: www.siemens.co.in

Notice

Profile of Director being re-appointed

(as required under Regulation 36 of the Securities and Exchange Board of India (Listing Obligations and Disclosure Requirements) Regulations, 2015 and Clause 1.2.5 of Secretarial Standard - 2 on General Meetings)

Name of the Director	Mr. Tim Holt
Director Identification Number	08742663
Date of birth	1 st September 1969
Date of appointment	1 st June 2022
Qualification	Engineering degree in aerospace engineering from Technical University in Berlin and received his MBA from Northwestern University's Kellogg School of Management in Evanston, Illinois, USA.
Expertise in specific functional areas	Leadership and General Management, Strategic and Business Planning, Technology, Accounting and Finance, Compliance and Risk Management.
Experience	Mr. Holt is Member of the Executive Board of Siemens Energy AG since April 2020 and Member of the Executive Board of Siemens Energy Management GmbH since November 2019. Mr. Holt was the Chief Operating Officer of Siemens Energy AG. Mr. Holt previously served as the CEO of Siemens Power Generation Services Division from 2016 to 2019. Other roles he has held within Siemens include CEO of Wind & Renewable Energy Services, Vice President of Business Development for the Power Generation Services Division, as well as a variety of roles in sales, engineering and strategy.
Directorships held in other companies in India	None
Chairmanship / Membership of Committees held in other companies in India	Not applicable
Relationship with other Directors and Key Managerial Personnel	None
Number of Equity shares held in the Company, including shareholding as a beneficial owner	Nil
Number of Board Meetings attended during last financial year 2021-22	4 (four)
Terms and conditions of appointment	Non-Executive Non-Independent Director, liable to retire by rotation.
Details of remuneration sought to be paid	Nil
Remuneration last drawn by the Director	Nil
Relationships between directors inter-se	None
Names of listed entities from which Director has resigned in the past three years	None

Directors' Report

Dear Members,

The Directors have pleasure in presenting the 65th Annual Report of your Company and the Audited Financial Statements for the year ended 30th September, 2022.

1. Financial Performance*

(₹ in million)

	Standalone	
	2021-22	2020-21
Turnover	152,558	131,045
Less: Expenses	138,435	118,361
Profit from operations before other income and finance costs	14,123	12,684
Add: Other Income	3,161	2,190
Less: Finance costs	341	196
Add: Gain from sale of discontinued operations	3,559	487
Profit before tax	20,502	15,165
Less: Tax	5,194	4,135
Profit for the year	15,308	11,030
Other Comprehensive income / (loss)	(22)	275
Balance in the Statement of Profit and Loss brought forward	69,052	60,240
Amount available for appropriation	84,338	71,545
Appropriations:		
Dividend on equity shares	2,849	2,493
Balance in the Statement of Profit and Loss carried forward	81,489	69,052

*Total operations of the Company

2. State of the Company's affairs

i. Operations

The Turnover of the Company was ₹ 152,558 million for the year ended 30th September 2022 as compared to ₹ 131,045 million in the previous year. The Company's Profit from Operations for the year ended 30th September 2022 was ₹ 14,123 million as compared to ₹ 12,684 million in the previous year.

The Profit after Tax for the year ended 30th September 2022 was ₹ 15,308 million as compared to ₹ 11,030 million during 30th September 2021.

The above data is considering total operations of the Company.

ii. Sale and transfer of Large Drives Applications Business of the Company

On 1st July 2022, the Company sold and transferred its Large Drives Applications business as a going concern on a slump sale basis to Siemens Large Drives India Private Limited for a cash consideration of ₹ 4,400 million.

iii. Update on COVID-19

Vaccination, being the means for keeping the people healthy and safe, was driven with high focus and collaboration at Siemens. Vaccination camps were organized across the Company locations in coordination with hospitals, for employees, their families, third party, as well as contract staff. Regular engagement and monitoring enabled a quick completion of both the vaccination doses.

High vaccinated population, weekly testing and proactive optimization of work force fostered business operations to continue through the very infectious third wave.

With ebbing of COVID cases, all precautions in place and employees sensitized, the offices were opened in a calibrated manner. In due course, all Covid-19 restrictions have been gradually relaxed. Siemens showed resilience and life has steadily returned back to normalcy.

3. Dividend

The Board of Directors has recommended a dividend of ₹ 10 per equity share having face value of ₹ 2 each for FY 2021-22, subject to the approval of the Members at the 65th Annual General Meeting. In the previous year, the Company paid a Dividend of ₹ 8 per equity share having face value of ₹ 2 each.

Directors' Report

Pursuant to the requirements of Regulation 43A of the Securities and Exchange Board of India (Listing Obligations and Disclosure Requirements) Regulations, 2015 ("LODR"), the Dividend Distribution Policy of the Company is available on the Company's website at <https://new.siemens.com/in/en/company/investor-relations.html>

4. Share Capital

During the year under review, there was no change in share capital of the Company.

5. (i) Subsidiary companies

Siemens Rail Automation Private Limited ('SRAPL') is the wholly-owned subsidiary of the Company and is engaged in the business of manufacture, supply, design, installation and commissioning of Railway Signaling equipment consisting of trackside and on board equipment.

The Company also holds 99.22% equity stake in C&S Electric Limited (C&S) and is engaged in the business of manufacturing and distribution of low-voltage products and systems business (such as switchboards, power distribution products, control products, protection relays), measurement devices, busduct and busbar trunking.

SRAPL and C&S are non-material and unlisted subsidiaries of the Company pursuant to LODR. The Company has not made any equity investment in SRAPL and C&S during FY 2021-22.

A summary of performance of aforesaid subsidiaries is provided below:

The turnover of SRAPL for FY 2021-22 stood at ₹ 1,604 million (0.97% of consolidated turnover of the Company) as compared to ₹ 1,130 million in the previous year and its Profit from Operations for the year ended 30th September 2022 was ₹ 504 million as compared to ₹ 303 million in the previous year.

SRAPL has reported Profit after Tax for the year ended 30th September 2022 of ₹ 434 million as compared to ₹ 265 million during FY 2020-21. SRAPL paid interim dividend of ₹ 4,075 per equity share of ₹ 10 each, during FY 2021-22. The Board of Directors of SRAPL has recommended final dividend of ₹ 10,020 per equity share of ₹ 10 each, for the financial year ended 30th September 2022. The Company did not pay dividend the previous year.

The turnover of C&S for FY 2021-22 stood at ₹ 12,198 million (7.36% of consolidated turnover of the Company) as compared ₹ 5,932 million for the period from 1st March 2021 to 30th September 2021 and its Profit from Operations for the year ended 30th September 2022 was ₹ 263 million as compared to ₹ 163 million for the period from 1st March 2021 to 30th September 2021.

C&S has reported Profit after Tax for the year ended 30th September 2022 of ₹ 163 million as compared to ₹ 77 million during its previous financial year i.e. 1st March 2021 to 30th September 2021.

(ii) Associate Company

During FY 2021-22, by virtue of subscription of 26% of the paid-up equity share capital of Sunsole Renewables Private Limited (SRPL), Mumbai, India, it became a Associate company of the Company with effect from 28th February 2022. SRPL is engaged in the construction, operation and maintenance of a solar power plant to supply, on a captive basis, the power generated from the said solar power plant to the Company. A summary of its performance is provided below.

The turnover of SRPL for the period from 28th February 2022 to 30th September 2022 stood at ₹ 3.30 million (0.002% of consolidated turnover of the Company) and its Loss from Operations for the said period was ₹ 0.88 million.

(iii) The Company does not have any joint venture during the year.

The Company has obtained a certificate from the Statutory Auditor certifying that the Company is in compliance with the Foreign Exchange Management Act, 1999 and the Rules & Regulations framed thereunder with respect to downstream investment.

Pursuant to the provisions of Section 129(3) of the Companies Act, 2013 ("the Act"), a statement containing salient features of Financial Statements of SRAPL, C&S and SRPL in the prescribed Form AOC-1 is provided in **Annexure I** forming part of this Report. The Financial Statements of subsidiaries are available on the Company's website at <https://new.siemens.com/in/en/company/investor-relations/financials-of-our-subsidiaries.html> and the same are also available for inspection as per the details mentioned in notice of the 65th Annual General Meeting ("AGM"). Your Company will also make available these documents upon request by any Member of the Company interested in obtaining the same.

Consolidated Financial Statements

The Annual Audited Consolidated Financial Statements together with the Report of Auditors' thereon forms part of this Annual Report.

6. Conservation of Energy, Technology Absorption, Foreign Exchange Earnings and Outgo

Information pursuant to Section 134(3)(m) of the Act read with Rule 8(3) of the Companies (Accounts) Rules, 2014 is provided in **Annexure II** forming part of this Report.

7. Corporate Governance

A detailed review of the operations, performance and future outlook of the Company and its businesses is given in the Management Discussion and Analysis, which forms part of this Report as **Annexure III**.

Pursuant to the requirements of LODR, a detailed report on Corporate Governance along with the Auditor's Certificate thereon forms part of this Report as **Annexure IV**.

General Shareholder Information forms part of this Report as **Annexure V**.

8. Directors and Key Managerial Personnel

During FY 2021-22, Ms. Anjali Bansal (DIN: 00207746) ceased to be Independent Director of the Company with effect from 1st April 2022 upon completion of her tenure.

The Board places on record the appreciation for the valuable services, support and guidance rendered by Ms. Bansal during her tenure as Independent Director of the Company.

During FY 2021-22, based on recommendation of the Nomination and Remuneration Committee ('NRC') of the Company, the Board of Directors has appointed Ms. Sindhu Gangadharan (DIN: 08572868) as Independent Director for a term of five years with effect from 12th May 2022. The Members have approved her appointment by way of postal ballot on 7th July 2022.

The Independent Directors of the Company viz. Mr. Deepak S. Parekh (DIN: 00009078), Mr. Mehernosh B. Kapadia (DIN: 00046612) and Ms. Sindhu Gangadharan (DIN: 08572868) have furnished declarations to the Company under Section 149(7) of the Act, confirming that they meet the criteria prescribed for Independent Directors under Section 149(6) of the Act as well as under LODR and that their names have been included in the data bank of Independent Directors as prescribed under the Act.

The Board of Directors is of the opinion that Independent Directors possess necessary expertise, integrity and experience (including the proficiency).

Mr. Tim Holt (DIN: 08742663) is liable to retire by rotation at the ensuing AGM and being eligible offers himself for re-appointment.

Mr. Johannes Apitzsch (DIN:05259354) has tendered his resignation as Director of the Company with effect from 1st January 2023.

Mr. Deepak S. Parekh's second term as an Independent Director of the Company is upto 29th January 2023. Considering expertise in specific functional areas, contributions made and rich and varied experience of Mr. Parekh, the Board of Directors based on recommendation of NRC, has proposed the appointment of Mr. Parekh as Director (Non-Executive Non-Independent, liable to retire by rotation) with effect from 30th January 2023, to the Members for their approval.

Based on the recommendation of the NRC, the Board of Directors of the Company recommends the appointment of Mr. Shyamak R. Tata (DIN: 07297729) as an Independent Director of the Company, for a term of 5 (five) years, with effect from 30th January 2023, to the Members for their approval. Mr. Tata has furnished declarations to the Company under Section 149(7) of the Act, confirming that he meets the criteria prescribed for Independent Directors under Section 149(6) of the Act as well as under LODR and that his name has been included in the data bank of Independent Directors as prescribed under the Act.

Mr. Sunil Mathur, Managing Director and Chief Executive Officer (DIN:02261944), Dr. Daniel Spindler, Executive Director and Chief Financial Officer (DIN: 08533833) and Mr. Ketan Thaker, Company Secretary (ACS: 16250) are the Key Managerial Personnel of the Company.

9. Board Meetings

During FY 2021-22, five meetings of the Board of Directors were held. The details of the attendance of Directors at the Board Meetings are mentioned in the report on Corporate Governance annexed hereto.

10. Annual evaluation of Board, its Committees and individual Directors

The details of the Annual evaluation of Board, its Committees and individual Directors are mentioned in the report on the Corporate Governance.

Directors' Report

11. Audit Committee

The Company has an Audit Committee pursuant to the requirements of the Act read with the rules framed thereunder and LODR. The details relating to the same are given in the report on Corporate Governance forming part of this Report. During FY 2021-22, the recommendations of Audit Committee were duly accepted by the Board.

12. Corporate Social Responsibility

At Siemens, we have an unrelenting drive and promise to sustainably improve living conditions for as many people as possible. We deliver on this promise by combining our innovation with our know-how – in the areas of electrification and automation, enhanced by digitalization and by acting as a reliable and responsible partner. Our company-wide Corporate Citizenship framework forms a part of the Sustainability & Citizenship priority area. The Company considers it as its economic, environmental and social responsibility to foster sustainable local development as well as add value to the local economy in which it operates.

In accordance with the provisions of Section 135 of the Act and Rules framed thereunder, the Company has a Corporate Social Responsibility ("CSR") Committee of Directors comprising of Mr. Deepak Parekh (Chairman) (DIN: 00009078), Mr. Johannes Apitzsch (DIN: 05259354), Mr. Sunil Mathur (DIN: 02261944) and Dr. Daniel Spindler (DIN: 08533833). The Committee reviews and monitors the CSR projects and expenditure undertaken by the Company on a regular basis.

The Company implements the CSR projects directly as well as through implementing partners. The details of such initiatives, CSR spend etc., have been provided as **Annexure VI** to this Report, as required under the Companies (Corporate Social Responsibility Policy) Rules, 2014.

13. Remuneration Policy

On recommendation of NRC, the Company has formulated, amongst others, a policy on Directors' appointment as well as Remuneration Policy for Directors, Key Managerial Personnel, Senior Management and other employees. The details of the Remuneration policy are mentioned in the report on the Corporate Governance and the same is also placed on the Company's website at <https://new.siemens.com/in/en/company/investor-relations.html>

A Statement of Disclosure of Remuneration pursuant to Section 197 of the Act read with Rule 5(1) of the Companies (Appointment and Remuneration of Managerial Personnel) Rules, 2014, is provided as **Annexure VII** forming part of this Report.

14. Vigil Mechanism

As per the provisions of Section 177(9) of the Act and Regulation 22 of LODR, the Company is required to establish a Vigil Mechanism for Directors and employees to report genuine concerns. The Company has a Policy for Prevention, Detection and Investigation of Frauds and Protection of Whistleblowers ("the Whistleblower Policy") in place and the details of the Whistleblower Policy are provided in the Report on Corporate Governance forming part of this Report. The Company has disclosed information about the establishment of the Whistleblower Policy on its website <https://new.siemens.com/in/en/company/investor-relations/business-ethics.html>

15. Risk Management Policy

Siemens Enterprise Risk Management (ERM) is a company-wide framework of methods and processes used to identify, assess, monitor and mitigate risks and seize opportunities related to achievement of Siemens business objectives. The Siemens ERM approach is based on the globally accepted "The Committee of Sponsoring Organizations of the Treadway Commission" ("COSO") framework i.e. "ERM – Integrated Framework". The COSO framework provides a generic concept which has been customized to reflect Company's requirements.

Major risks identified by the Business Divisions and Corporate Departments are systematically addressed through mitigating actions on a continuing basis. The Company has a Risk Management Committee in accordance with the requirements of LODR to, inter alia, monitor the risks and their mitigating actions. The Board of Directors of the Company also reviews the Risk Assessment and Mitigation Report annually.

Details in respect of adequacy of internal financial controls with reference to the Financial Statements are given in the Management's Discussion and Analysis, which forms part of this Report.

16. Directors' Responsibility Statement

Pursuant to the provisions of Section 134(3)(c) read with Section 134(5) of the Act, the Directors confirm that, to the best of their knowledge and belief:

- a) that in the preparation of the Annual Financial Statements for the year ended 30th September 2022, the applicable accounting standards have been followed along with proper explanation relating to material departures, if any;

- b) that such accounting policies have been selected and applied consistently and judgment and estimates have been made that are reasonable and prudent so as to give a true and fair view of the state of affairs of the Company as at 30th September 2022 and of the profit of the Company for the year ended on that date;
- c) that proper and sufficient care has been taken for the maintenance of adequate accounting records in accordance with the provisions of the Act for safeguarding the assets of the Company and for preventing and detecting fraud and other irregularities;
- d) that the annual Financial Statements have been prepared on a going concern basis;
- e) that proper internal financial controls are in place and that such internal financial controls were adequate and were operating effectively;
- f) that proper systems have been devised to ensure compliance with the provisions of all applicable laws and are adequate and operating effectively.

17. Annual Return

In accordance with the provisions of Section 92(3) of the Act, Annual Return of the Company is hosted on website of the Company at <https://new.siemens.com/in/en/company/investor-relations/annual-reports.html>

18. Particulars of contracts or arrangements with Related Parties

The particulars of contracts or arrangements with Related Parties referred to in Section 188(1) of the Act, in the prescribed Form AOC - 2, forms part of this report as **Annexure VIII**.

19. Particulars of Loans, Guarantees or Investments

A statement providing particulars of loans, guarantees or investments under Section 186 of the Act is provided as **Annexure IX** forming part of this Report.

20. Business Responsibility and Sustainability Report

In compliance with Regulation 34(2)(f) of LODR, the Company has, on a voluntary basis, included Business Responsibility and Sustainability Report (BRSR) as a part of the Annual Report, describing initiatives taken by the Company from an environmental, social and governance perspective.

As a Green Initiative, the BRSR for FY 2021-22 has been hosted on the Company's website, which can be accessed at <https://new.siemens.com/in/en/company/investor-relations/annual-report.html>

Any Member interested in obtaining a copy of BRSR may write to the Company Secretary.

21. Fixed Deposits

Your Company has not accepted any fixed deposits and, as such, no amount of principal or interest was outstanding as of the Balance Sheet date.

22. Amount, if any, proposed to transfer to reserves

The Company has not made transfer to reserves during FY 2021-22.

23. Employees

Your Directors place on record their deep appreciation for the contribution made by the employees of the Company at all levels.

The information about employees particulars as required under Section 197(12) of the Act read with Rule 5(2) and 5(3) of the Companies (Appointment and Remuneration of Managerial Personnel) Rules, 2014, is provided in the Annexure forming part of the Report. In terms of Section 136 of the Act, the Report and Financial Statements are being sent to the Members and others entitled thereto, excluding aforesaid Annexure. The said information is available for inspection by the Members as per the details mentioned in notice of the 65th AGM. Any Member interested in obtaining a copy of the same may write to the Company Secretary.

24. Policy on Prevention of Sexual Harassment at Workplace

The Company has a Policy on Prevention of Sexual Harassment at Workplace in line with the requirements of the Sexual Harassment of Women at Workplace (Prevention, Prohibition and Redressal) Act, 2013 and Rules framed thereunder and Internal Complaints Committee has also been set up to redress complaints received regarding sexual harassment. During FY 2021-22, three complaints with allegations of sexual harassment were received by the Company. Out of three, appropriate actions have been taken for one complaint as per the applicable processes and policies and the remaining two complaints are being investigated.

Directors' Report

25. Auditors

- i. The Report issued by Messrs. B S R & Co. LLP, Chartered Accountants (Firm Registration No.101248W/W-100022), Statutory Auditor for FY 2021-22 does not contain any qualification, reservation, adverse remark or disclaimer.
- ii. The Board of Directors, on recommendation of the Audit Committee, has re-appointed Messrs. R. Nanabhoy & Co., Cost Accountants (Firm Registration No. 000010), as Cost Auditor of the Company, for the Financial Year ending 30th September 2023, at a remuneration as mentioned in the Notice convening the 65th AGM and same is recommended for your consideration and ratification.

The Company had filed the Cost Audit Report for FY 2020-21 on 21st February 2022, which is within the time limit prescribed under the Companies (Cost Records and Audit) Rules, 2014.

As per requirements of Section 148 of the Act read with the Companies (Cost Records and Audit) Rules, 2014, the Company is required to maintain cost records and accordingly, such accounts and records has been maintained in respect of the applicable products for the year ended 30th September 2022.

- iii. Pursuant to provisions of Section 204 of the Act read with the Companies (Appointment and Remuneration of Managerial Personnel) Rules, 2014 and pursuant to requirement of LODR, the Secretarial Audit Report for FY 2021-22 issued by Secretarial Auditor i.e. Messrs. Parikh Parekh & Associates, Practicing Company Secretaries (Unique Code No. P1978MH01000) is provided as **Annexure X** to this Report. The Secretarial Audit Report for FY 2021-22 does not contain any qualification, reservation, adverse remark or disclaimer.
- iv. There have been no instances of fraud reported by abovementioned Auditors under Section 143(12) of the Act and Rules framed thereunder either to the Company or to the Central Government during FY 2021-22.

26. Compliance with Secretarial Standards

During FY 2021-22, the Company has complied with all applicable Secretarial Standards issued by The Institute of Company Secretaries of India and adopted under the Act.

27. Proceeding under Insolvency and Bankruptcy Code, 2016

The Company has not filed any application or no proceeding is pending against the Company under the Insolvency and Bankruptcy Code, 2016, during FY 2021-22.

28. Details of difference between amount of the valuation done at the time of one-time settlement and the valuation done while taking loan from the banks or financial institutions along with the reasons thereof

The Company has not made any one-time settlement, therefore, the same is not applicable.

29. Material changes and commitment, if any, affecting financial position of the Company from financial year end and till the date of this report

There have been no material changes and commitments, if any, affecting the financial position of the Company which have occurred between the end of the Financial Year to which the Financial Statements relate and the date of this Report.

30. Significant and Material Orders passed by the Regulators or Courts

There are no significant and material orders passed by the regulators or courts or tribunals impacting the going concern status and operations of the Company in future.

31. Acknowledgements

The Board of Directors takes this opportunity to thank Siemens AG - parent company, customers, members, suppliers, bankers, business partners / associates and Central and State Governments for their consistent support and co-operation to the Company.

On behalf of the Board of Directors
For **Siemens Limited**

Deepak S. Parekh

Chairman

DIN: 00009078

New Delhi

Tuesday, 22nd November 2022

Form No. AOC-1

[Pursuant to first proviso to sub-section (3) of Section 129 of the Act read with Rule 5 of Companies (Accounts) Rules, 2014 (as amended)]

Statement containing salient features of the financial statement of subsidiaries / associate companies / joint ventures:**Part "A": Subsidiaries**

(Amount ₹ in million)

Name of the subsidiary	Siemens Rail Automation Private Limited	C&S Electric Limited
The date since when subsidiary was acquired	1 st October 2014	1 st March 2021
Reporting period for the subsidiary concerned, if different from the holding company's reporting period	1 st October, 2021 to 30 th September, 2022 (Same as that of Holding Company)	
Reporting currency and Exchange rate as on the last date of the relevant Financial year in the case of foreign subsidiaries	Not Applicable	
Share capital	0.65	442.68
Reserves and Surplus	884.72	3,926.90
Total assets	3,499.02	7,520.81
Total Liabilities	2,613.66	3,151.23
Investments	-	-
Turnover	1,604.06	12,197.94
Profit before taxation	596.53	263.04
Provision for taxation	162.22	99.87
Profit after taxation	434.31	163.17
Proposed Dividend	Nil	132.80
% of shareholding	100	99.22

Part "B": Associates and Joint Ventures:

(Amount ₹ in million)

Name of the Associate	Sunsole Renewables Private Limited
Latest audited balance sheet date of the Associate	31 st December 2021
Date on which the Associate was acquired	28 th February 2022
Number of Shares of the Associate held at the year end (30 th September 2022)	176,300
Amount of investment	14.10
Extent of holding	26%
Description of how there is significant influence	By virtue of shareholding
Networth attributable to shareholding as per latest audited Balance Sheet	13.09
Loss for the financial year ended 31 st December 2021	1.83
Loss considered in consolidated Financial Statement of Siemens Limited for Financial Year 2021 – 22 i.e. 1 st October 2021 to 30 th September 2022	0.88

For and on behalf of the Board of Directors of Siemens Limited**Deepak S. Parekh**Chairman
DIN:00009078**Mehernosh B. Kapadia**Independent Director and Chairman of
Audit Committee
DIN: 00046612

New Delhi

Tuesday, 22nd November 2022**Sunil Mathur**Managing Director
and Chief Executive Officer
DIN: 02261944**Ketan Thaker**Company Secretary
ACS: 16250**Daniel Spindler**Executive Director
and Chief Financial Officer
DIN: 08533833

Conservation of Energy, Technology Absorption, Foreign Exchange Earnings and Outgo

(Pursuant to provisions of Section 134(3)(m) of the Act read with Rule 8(3) of the Companies (Accounts) Rules, 2014)

A. Conservation of Energy

I. Steps taken or impact on conservation of energy:

The Company saved 2,927 MWh of electricity consumption by implementing the following measures in FY 2021-22 saving 2,312 tons of CO₂ equivalent:

- i. Dummy blocks placed in water tank used for washing rotor machine, to reduce water volume that needs to be heated and hence lesser electricity consumption to raise to desired water temperature resulted in saving 14 MWh of electricity.
- ii. Optimized the heating phase duration by modifying operations sequence of Vacuum Pressure Impregnation (VPI) chamber thereby reducing heating cycle and 7 MWh of electricity.
- iii. Modified the heating process of stator packet from oven at 90 degrees to VPI chamber using thermic oil heaters. Additionally, logic modified in Programmable Logic Controller (PLC) to maintain temperature automatically. This helped reduce 13 MWh of electricity.
- iv. Variable Frequency Drive (VFD) installed with interlock to optimize the exhaust ventilation motor usage during idle and working periods saving 8 MWh of electricity.
- v. Installation of VFD for magnet riveting press motor for running the motor efficiently at reduced speed without compromising on performance and quality. It auto switches off when asset is idle for more than 10 minutes saving 1 MWh electricity consumption.
- vi. Adiabatic Mist cooling installed wherein through misting nozzles, ultra-fine water droplets are created which quickly absorb the surrounding energy and evaporate thereby cooling the air which reduces Air Conditioner power (AC) consumption saving 70 MWh of electricity.
- vii. Usage of electromagnetic feeders instead of air for feeding the components, helped eliminate leakages since pressure valves were used, saving 55 MWh of electricity.
- viii. Installation of energy-efficient centralized chiller system resulted in savings of 2,634 MWh of energy equivalent to 2,081 tons of CO₂.
- ix. 4 MWh of energy is saved by installation of 4 High-Volume Low Speed Fans (HVLS) in production hall and optimizing the chiller outlet temperature.
- x. 19 MWh of energy was saved by optimizing the Electropolishing process with elimination of 1 additional tank and replacing the 56 TR (Ton of refrigeration) Chiller to 2 TR for cooling the tank liquid.
- xi. 53 MWh of energy saved by using 150 TR chiller in parallel with water cooled chiller thereby increasing discharge time of water-cooled chiller, instead of using 250 TR Chiller.
- xii. 9 MWh of energy saved by enabling Eco mode which activates if machine is idle for 20 minutes automatically switching off heaters and Nitrogen of wave soldering machine.
- xiii. 3 MWh of energy saved by Timer based Automation for Lights in Canteen during operational hours.
- xiv. 3.3 MWh of energy saved by installing Brushless Direct Current motors (BLDC) in place of induction motors in Air Handling Units (AHU).
- xv. 12 MWh of energy saved by auto chemical dosing system installed for cooling tower which prevents formation of scaling on condenser coil and chiller operates at optimum efficiency.
- xvi. Replaced lighting fixtures in staircase lobby and production areas from Compact fluorescent lamps (CFL) to Light Emitting Diode (LED) resulting in savings of 11 MWh of electricity.
- xvii. ~10 MWh of energy was saved by replacing 6 nos. High Volume Low Speed (HVLS) fans, in place of 28 nos. high rated old fans.

In addition to energy saving initiatives, the Company has also undertaken the following environment protection measures during the year:

- i. 29,000 liters of scrap transformer oil was reclaimed at transformer factory and re-used for manufacturing process which resulted in reduction in environmental impact of 73 tons CO₂ emission equivalent.

- ii. 2 old vacuum pumps using 836 liters of lubrication oil replaced with 2 new pumps using 24 liters of lubrication oil at Transformer factory benefitting in significantly lesser consumption of lubrication oil by 812 liters annually.
- iii. Reduction in plastic consumption by providing special trolley to store the components directly hence avoiding 50 plastic bags per order.
- iv. Irregular-sized heavy cotton cloth were used for cleaning grease, etc. from components during manufacturing, which have been replaced with special paper with usage discipline resulting in saving of 2,100 kgs of cotton.

II. Steps taken by the Company for utilizing alternate sources of energy:

Installation of roof top solar photovoltaic power generation plants has generated 3,744 MWh of renewable energy which has resulted in saving of 2,958 tons of CO₂ emissions equivalent.

The Company has purchased renewable energy equivalent to 1,068 tons of CO₂ equivalent.

III. Capital investment on energy conservation equipment:

The Company made capital investments amounting to ₹ 67 million on energy conservation equipment in FY 2021-22.

B. Technology Absorption

I. Efforts made towards technology absorption:

- i. Contact blade automation system for material pick and place, material feeding, greasing, riveting and final product dimension measurement.
- ii. Integrated automation for single contact tip welding equipped with 3 technologies - Welding, Embossing and Vision inspection for 5ST product.
- iii. Optimization of mold design by reducing sprue thickness to improve cycle time from 34sec to 30sec on Bulk Molding Compound (BMC) injection molding machine.
- iv. Use of CT scan technology for dimensional inspection of critical plastic parts.
- v. Digitalized data monitoring and analysis on Miniature Circuit Breaker (MCB) Test lines with implementation of SAMMI.
- vi. Automated Vertical storage system for 5ST components.
- vii. Adiabatic Mist Cooling for Factory air conditioning heat radiators.
- viii. Local development of Environment Friendly contact materials for higher rating contactors up to 400A.
- ix. Automatic Direct-on-line and Star-Delta starters 2.2 to 55 kW for standard and submersible motors in Agricultural Market.
- x. Developed Heavy Duty starters for agriculture with ratings 0.33 to 5 HP / 0.25 to 3.7 kW.
- xi. Safe setup made for stacking of cylinders (to avoid fall and easy handling of cylinders).
- xii. Fork sleeve and Chain hook equipment provided for safe handling of cylinders.
- xiii. Mobile application for GEMBA walks developed indigenously.
- xiv. Introduction of End of Train Telemetry to Indian Market.
- xv. Introduction of External Lock Point Machine to Indian Railway.
- xvi. Industrial Internet of Things (IIOT) for Vacuum Pressure Impregnation (VPI) machine to achieve overall equipment efficiency monitoring, data access and tracking for remote operations, for root cause analysis.
- xvii. Digital Inventory Management for Factory: Developing data analytic tool for more efficient inventory analysis & management, historical analysis, inventory monitoring, material forecasting, stock coverage analysis, checking material availability.
- xviii. In-Circuit test (ICT) and functional fixtures developed locally for new generation axle counters.
- xix. Customer complaint management system (CCMS) tool for efficient customer complaint handling.
- xx. Train control management system (TCMS) solution development for Vande Bharat Express.

Conservation of Energy, Technology Absorption, Foreign Exchange Earnings and Outgo

(Pursuant to provisions of Section 134(3)(m) of the Act read with Rule 8(3) of the Companies (Accounts) Rules, 2014)

- xxi. Artificial Intelligence (AI) based vision system for heat pressing application.
- xxii. Battery operated vehicles for outdoor goods movement.
- xxiii. Special purpose machines for Interrupter Unit assembly.
- xxiv. Common Warehouse Concept.
- xxv. Common Dispatch Center.
- xxvi. Introduction of Sens gear® to Indian Market.
- xxvii. Introduction of outdoor 245kV Gas Insulated Switchgear (GIS) to the Indian market.
- xxviii. Introduction of 420kV GIS Disconnecter as per latest standard requirement.
- xxix. Multiaxial movement of HV Transformer for testing GIS.
- xxx. Usage of Synthetic Ester oil as a alternate fluid technology in transformers and reactors.
- xxxi. Supply of 1st 765KV Single phase shunt reactors.
- xxxii. Implementation of Service pulse for start to end solution for site services.
- xxxiii. Next Gen SST - 300 most Efficient machine localized and launched in the market.
- xxxiv. Adaptation of Waste Heat Recovery (WHR) technology in Metal and Cement sector.
- xxxv. New software for auto paper slitting machine to reduce the changeover time of the paper rolls.
- xxxvi. Developed and deployed in-house, project-rewinder machine automation.

II. Benefits derived as a result of the above efforts:

- Productivity improvement through automation thereby reducing manual interventions.
- Meeting the global quality standard, with the automated test and measurement system.
- Localization and cost reduction.
- Expanded portfolio offering for Infrastructure and Agricultural market applications.
- Reduction in Area requirement.
- Safe handling of cylinders.
- Improved manufacturing and testing capacity.
- Cost reduction due to localization.
- Increased productivity.
- Remote sensing and monitoring of Equipment's along with AI based prediction of SF6 gas leakage.
- Increased productivity.
- Safe work environment for employees.
- Human efforts reduction.
- Cost reduction due to assembly time reduction.
- Contribution to EHS.
- Reduction in hazardous waste.
- Extension and Renovation.
- Better switching performance.
- Efficient management of components.
- Reduction of traffic inside factory with increased safety and efficiency.
- Reduction in carbon footprint.
- Increase in overall plant efficiency due to use of higher efficiency machine.
- Reduction of carbon footprint in Metal and Cement sector due to use of WHR technology.

III. Imported Technology:

Details of Technology imported	Year of Import	Whether the technology has been fully absorbed	If not fully absorbed areas where this has not taken place, reasons thereof
Contact Blade Assembly Automation (Includes Scara & 6-axis Robot)	2021	Yes	Not applicable
Test fixtures for XTRI products	2022	No	In-process
Train control management system	2022	No	In process
Integration of 9000HP locomotive upgradation kit	2021	Yes	Not applicable
End of Train and Head of Train Device	2020	No	In process
Point Machine S700 K and External Lock device	2020	No	In process
Axle counters for Rail automation	2019	No	In process
Knowhow of the Vehicle Control Software for Locomotive Control System	2019	Yes	Not applicable
Integrated Traction Converter for E-Loco	2019	Yes	Not applicable
Resin Impregnated Synthetic Bushings (For Power Transformer and Reactors) up-to 420kV	2021	No	In process
Localization of 8DQ16 GIS Interrupter Unit	2022	Yes	NA
Variable Shunt reactor	2019	No	In Process
Synthetic Ester Oil Transformer	2020	No	In Process

IV. Expenditure incurred on Research and Development: ₹ 172 million

C. Foreign exchange earnings and outgo

Foreign exchange earnings and outgo during Financial Year 2021-22:

(₹ in million)

Foreign Exchange earned in terms of actual inflows	27,660.94
Foreign Exchange outgo in terms of actual outflows	46,554.21

On behalf of the Board of Directors
For **Siemens Limited**

Deepak S. Parekh

Chairman
DIN: 00009078

New Delhi
Tuesday, 22nd November 2022

Management's Discussion & Analysis

Overview

The macro-economic and geo-political environments turned volatile in the early part of financial year 2022, bringing an increased degree of uncertainty and a new set of challenges. On the economic front, there has been talk of recession in many parts of the world as the Russia-Ukraine conflict led to volatility and disrupted supply chain. Along with an increase in price of commodities and raw materials, availability of key components such as semiconductors was impacted for a prolonged period of time. Central Banks in various countries increased their interest rates to curb inflation.

However, amidst these global uncertainties, the Indian economy remained resilient on the back of strong domestic demand and support from Government policies. Many companies across verticals announced capex plans boosting positive sentiments. S&P Global India Manufacturing Purchasing Managers' Index rose to 55.3 in October 2022, indicating an increase in demand, factory orders and production.

Retail inflation in India rose to 7.4% in September 2022 – a five-month high and above the tolerance band defined by Reserve Bank of India (RBI). In response, RBI has raised its interest rate by 190 basis points since May 2022. During the financial year 2022, the Indian Rupee fell to record lows against the US dollar adversely impacting imports.

The Government of India has increased its focus on infrastructure development, with the implementation of large projects, as a part of 'PM Gati Shakti'. To support the same, the Government has announced ₹ 20 trillion in infrastructure funding as part of Union Budget 2022 and setting up of the National Bank for Financing Infrastructure and Development. NITI Aayog has shortlisted hundreds of projects for completion by 2023. In addition, programs such as Atmanirbhar Bharat, Production-linked Incentive scheme, New Hydrogen Policy, National Rail Plan Vision 2030 and National Infrastructure Pipeline are evidence of consistency in government policy measures.

Siemens Limited operates in sectors that are directly linked to the economic and industrial growth of India – manufacturing, infrastructure, transportation and energy. The Company's performance across all businesses was strong, recording the highest-ever order backlog. Increased demand was seen for digital solutions, railways, digital grid, power transmission and distribution segments. Customers across sectors such as automotive, energy distribution, chemicals, steel, food & beverage (F&B), commercial buildings, data centers and pharmaceuticals maintained the momentum of digitalization. The Company launched Siemens Xcelerator, an open digital business platform consisting of three main elements - portfolio, ecosystem and marketplace. As this platform is interoperable, flexible, open and available as-a-service, the Company is able to provide verticalized, tailor-made solutions for customers. The Company also saw increased interest

from customers in e-mobility, decarbonization, waste heat recovery, power evacuation, energy storage and optimization.

During the financial year 2022, New Orders increased by 43.1 percent at ₹ 194,221 million, compared to ₹ 135,709 million in financial year 2021. Sales (excluding Other operating revenues) increased by 18.3 percent to ₹ 145,881 million, compared to ₹ 123,280 million in financial year 2021. Profit after Tax (PAT) was at ₹ 12,497 million compared to ₹ 10,440 million in financial year 2021. The Company's Operating Profit Margin (%) and Net Profit Margin (%) for financial year 2022 was 9.6 and 8.6 compared to 9.8 and 8.5, respectively, in financial year 2021. The Company's Debtors Turnover stood at 4.0 times while Inventory Turnover was at 5.7 times.

The above financial performance is from continuing operations.

The details of change in Return on Net Worth are as under:

Particulars	2021-22	2020-21
Return on Net Worth (after tax)	14.0%	11.1%

The increase in Return on Net Worth is mainly due to exceptional gains from discontinued operations in financial year 2022.

DIGITAL INDUSTRIES

Digital Industries (DI) provides technologies for automation and digitalization of discrete, hybrid and process industries, supporting their digital transformation. Its portfolio consists of industrial software and automation & drive technologies (for optimizing manufacturing value chain, covering product design, production planning, engineering, execution and after-sales services). Its 'Digital Enterprise Suite' offers flexibility and efficiency to various industries, general engineering segments and original equipment manufacturers (OEM) engaged in machine tools, printing, packaging and electrical panel manufacturing. The business environment is primarily driven by core sector industries.

During the financial year 2022, the DI Business witnessed positive momentum for automation and digital solutions in the automotive, metal, cement, pharmaceutical, F&B and infrastructure segments. Emerging segments such as intralogistics, aviation and tunnel automation also witnessed growth.

Among the key highlights, the Company implemented a Digital Twin solution for streamlining paint processes at MG Motor, an automotive OEM. The DI Business was involved in automating the first indigenous greenfield COVID-19 vaccine production as well as providing automation for cranes for a steel plant.

For the financial year 2022, New Orders increased by 52.8 percent to ₹ 45,855 million, Sales (excluding Other operating revenues) increased by 19.7 percent to ₹ 34,935 million, while Profit from Operations was ₹ 3,600 million compared to ₹ 2,330 million in the previous year.

Outlook

The Government of India's push towards self-reliance (Atmanirbhar Bharat), Make in India, Production-linked Incentive schemes and investments by the private sector will accelerate push towards digitalization and automation.

Small and medium enterprises are expected to increase adoption of digitalization to remain competitive as well as enhance efficiency and quality, reduce cost of production and production time. Artificial Intelligence, Edge, 5G, Industrial Internet of Things (IIoT) and cybersecurity solutions are expected to see increased adoption in the future.

ENERGY

The Company's Energy Business offers products, solutions and services across the entire energy value chain, supporting our customers on their way to a more sustainable future. Its offerings encompass power and heat generation making the most of our energy sources to support the energy transition, grid technologies with innovative products and solutions for efficient, reliable and flexible power transmission, transformation of industry with reliable products, systems and services that deliver sustainable value across customers' operations and energy services on and off-site services for optimal performance and maximum success.

It also helps deliver decentralized, flexible and efficient power; manage the complexities of the grid; improve and de-risk aging assets; and connect supply and demand through storage technologies such as grid-scale batteries and Power-to-X technologies. The Business has a broad customer base that includes oil and gas, utilities, independent power producers, engineering, procurement and construction companies (EPCs), transmission system operators and industrial companies in sectors such as cement, metals and petrochemicals.

The Energy Business increased its focus on delivering technologies such as decarbonization for industries, digitalization, grid stabilization, hydrogen and storage solutions. The growth in demand for power generation and transmission solutions provided by the Energy business is driven largely by industrial captive power plants, investments in clean energy, capacity enhancements and grid stabilization due to integration of renewable energy.

Among the highlights, the Energy Business helped a captive power plant in Jharsuguda, Odisha, curb generation loss during an emergency outage by repairing a 600 MW generation equipment within a short timeline. It is also contributing to the decarbonization initiatives at one of the largest aluminium companies in India – an overhaul of its ageing turbines promises CO₂ reduction of around 100,000 tonnes per year.

For the financial year 2022, New Orders increased by 21.8 percent to ₹ 62,314 million, Sales (excluding Other operating revenues) increased by 13.0 percent to ₹ 52,985 million, while Profit from Operations was ₹ 5,648 million compared to ₹ 5,918 million in the previous year.

Outlook

The Government of India's initiatives to increase focus on demand growth and on the 3Ds - decarbonization, decentralization and digitalization - is beginning to bear results. The National Infrastructure Pipeline has been supporting and channelizing government spending into the power sector while the National Hydrogen Policy will continue to foster decarbonization. In view of the government's target of 500 GW of renewables capacity by 2030, grid expansion and stabilization would need a significant technology boost. The Company's Energy business has the capabilities to help power generation and transmission companies in India supply affordable, sustainable and secure energy, as well as decarbonize industrial operations.

SMART INFRASTRUCTURE

The Company's Smart Infrastructure (SI) Business combines the real and digital worlds across grid infrastructure, industrial infrastructure, and urban infrastructure, enhancing the way people live, work, and significantly improve efficiency and sustainability. It is shaping the market for intelligent, adaptive infrastructure for today and the future. SI provides customers with a comprehensive end-to-end automation and digitalization portfolio from a single source – with products, systems, solutions, and services from point of power generation all the way to consumption. The Company's smart buildings and electrification products, systems, solutions and services improve energy and resource efficiency, facilitate the transition towards renewables, while ensuring resilient and reliable power supply.

The SI Business has performed well during the financial year 2022 with increased demand for solutions across sectors such as grid infrastructure (increased demand for smart grids and smart metering projects driven by utilities revamping their network, e-Mobility projects), industrial infrastructure (with sectors such as metals and cement increasing demand for electrification equipment) and urban infrastructure (demand driven by data centers, transportation and need for sustainable buildings).

Among the highlights, the SI Business received orders for electrification of a data center, meter data management system for advanced metering infrastructure (AMI) solution for a state electricity distribution company, a turnkey 33kV switchyard at deep all-weather port and a large networking and infrastructure automation package order for a metro rail project. The Company signed a Memorandum of Understanding with Tata Power Delhi Distribution Limited to jointly cater to the training needs of the workforce involved in power distribution. The SI Business also continues to execute e-mobility projects, fulfilling the demand for e-charging infrastructure.

For the financial year 2022, New Orders increased by 30.3 percent to ₹ 52,602 million, Sales (excluding Other operating revenues) increased by 15.6 percent to ₹ 44,968 million, while Profit from Operations was ₹ 3,918 million compared to ₹ 2,982 million in the previous year.

Management's Discussion & Analysis

Outlook

India is witnessing rapid urbanization and energy transformation. The infrastructure development in the country has been aided by government policies and initiative such as National Bank for Financing Infrastructure and Development, the master plan for multi-modal connectivity, National Infrastructure Pipeline and Faster Adoption and Manufacturing of Hybrid & Electric Vehicles in India (FAME India) scheme.

Reforms and modernization of power utilities and distribution companies would continue to lead demand for smart grid technologies. Also, the increasing adoption of e-vehicles, both by public transportation authorities and consumers, requires improved e-charging infrastructure. Growth in urban infrastructure in coming year is expected to continue in data centers (driven by e-commerce), commercial buildings and urban transportation.

The Company's SI Business will bring to market, technology solutions aimed at improving energy ecosystems and building technologies, which are key to transforming cities and industries. Digitalization is also a key element of evolving infrastructure sector, where decisions based on data and analytics can help make energy systems and processes in buildings and industries more efficient and sustainable.

MOBILITY

The Company's Mobility Business offers a range of hardware and software solutions for rail traffic automation, high-speed trains, commuter trains, locomotives, trainsets for intercity travel, urban public vehicles such as metro, light rail and electrification systems, intelligent traffic systems, parking and tolling solutions, as well as remote services.

The Ministry of Railways under the Government of India made significant announcements during the year to modernize track infrastructure, enhance capacity and connectivity as well as improve safety and speed. The focus has been on energy efficiency and passenger riding experience. It also formulated policies for development and adoption of innovations and new technologies for both passenger and freight transportation. The Mobility Business has been supporting the Indian Railways' vision of complete electrification, enhanced haulage capability and building high-technology systems in line with the Make in India initiative.

During the financial year 2022, a consortium of the Company, Siemens AG, Siemens Mobility GmbH and Alstom Transport India Limited was awarded the contract for the electrical and mechanical system works of the project by Pune IT City Metro Rail Limited. The order size for the Company was to the extent of ₹ 9 billion (approximately) and includes project management, turnkey electrification, signaling, communications and depot works (equipment). It also secured another order as part of a consortium with Siemens Mobility GmbH from Rail Vikas Nigam Limited for signaling and telecommunication of the Kavi Subhash-Biman Bandar Corridor and Joka-Esplanade Metro Corridor (16 km) of Kolkata Metro Line 3 & 6. Siemens'

communication-based train control solution will facilitate 100% punctuality, maximum network capacity, energy savings and decreased headways while ensuring highest possible safety. The Mobility Business of the Company won another order for providing train control management system and electrics for nine Vande Bharat Express trainsets and installing electronic interlocking systems at various railway junctions across India. The Company's Mobility Business is also involved in electrification and signaling of several Metros.

For the financial year 2022, New Orders increased by 136.0 percent to ₹ 33,450 million, Sales (excluding Other operating revenues) increased by 56.4 percent to ₹ 12,848 million, while Profit from Operations was ₹ 727 million compared to ₹ 817 million in the previous year.

Outlook

The Mobility Business of the Company has a vision to help deliver safer, greener and smarter railways. Along with sustainable mobility, it will continue to focus on providing cutting-edge technologies for passenger train and freight transportation. Together with Indian Railways and Metro operators, the Mobility Business aims to achieve optimized rail network throughput and higher asset availability.

The Ministry of Railways has been driving upgradation of technology and modernization of infrastructure (track, signaling and telecommunication). With the National Rail Plan 2030 setting the blueprint, investments are expected to further boost development of infrastructure and products under 'Atmanirbhar Bharat'. Innovation through research, design, manufacturing and digitalization will continue to be key drivers in transformation of Indian Railways. While the Mobility Business participates in many of these opportunities, its order position is largely dependent on the timing when these opportunities are tendered.

PEOPLE AND ORGANIZATION

The Company aims to be known as an employer of choice among technology-focused companies in India. During financial year 2022, the Company took measures to strengthen internal practices and culture for existing employees while enhancing its brand image for talent acquisition. Its objective is to have a workforce of diverse backgrounds, skills and interests, united in to create a better tomorrow (for society).

During the financial year, the Company recruited key domain experts in growth verticals, sales, engineering and digital domains in line with market requirements. It also focused on competency development in niche technical skills, leadership readiness as well as upskilling of people engaged in production and engineering in order to build a flexible and competitive workforce. Among the learning and development initiatives were AI-enabled learning that empower employees to build capabilities aligned to their career goals and learning aspirations.

The People Leader Program, an instructor-led program including virtual workshops aimed at building people capabilities and enabling a digital culture, covered over 550

leaders. The program is aimed at achieving goals as per the Company Priorities (Customer Impact, Technology with Purpose, Empowered People and Growth Mindset). The Company launched MySkills – a new feature on the platform to build employee skills and capabilities for the future. The Company recorded over 1.54 lakh learning hours during the financial year 2022.

The Company is committed to ensuring that we have a diverse, inclusive and equitable workplace. The Gender Equity Program of the Company is leading to an improvement in the representation of women employees across functions and leadership positions. Various initiatives to build awareness of Diversity, Equity and Inclusion were launched during the financial year 2022. This included the Diversity Talks, a series of conversations based on real experiences and aimed at breaking biases, maintaining a mindset of inclusivity and providing psychological safety.

The Company continues to have a cordial relationship with its Unions.

As of September 30, 2022, Siemens Limited had 8,317 employees compared to 8,608 as on September 30, 2021.

COMPLIANCE

The Company's active ownership culture makes the difference. We place Integrity at the heart of everything we do. People rightly associate the Company with Reliability, Fairness and Integrity. Promoting Integrity means acting in accordance with our Values – Responsible, Excellent and Innovative. The Company's rules are contained in the Business Conduct Guidelines ("BCG") which help its employees apply Siemens values to conduct business, besides complying applicable laws of the land and prohibition of corruption and other violations of the principles and rules of fair competition.

The Company has a 24/7 whistleblower hotline, "Tell Us" through which any compliance violations including potential cases can be notified. This is available for employees, directors, as well as external stakeholders. It is operated by a provider that is independent of Siemens to enable receipt of anonymous as well as protected information to be passed on without any bias or any sort of retaliation against whistleblowers.

The Company continues to exhibit "zero tolerance" towards any non-compliant behaviour and violations have attracted disciplinary consequences, in line with the Company's stress on "Clean Business Everywhere, Every time". (Details on compliance activities are included in the Business Responsibility and Sustainability Report available on www.siemens.co.in).

The Company is fully aware of its obligations to create a sustainable environment and thus continues its drive to create awareness about a corruption-free environment. It has been doing so by addressing the topic of corruption at public forums as well as inviting like-minded corporates – sharing an overview of Siemens' compliance processes and demonstrating by example the feasibility of combating

corruption. The Company aims at the creation of a level playing field for corporates to operate in a corruption free environment.

RISK & INTERNAL CONTROL

The Management of the Company is responsible for establishing and maintaining adequate internal control over financial reporting (ICFR). The ICFR is designed to provide reasonable assurance regarding reliability of financial reporting and preparation of financial statements for external purposes in accordance with applicable accounting principles and includes those policies and procedures that:

Pertain to maintenance of records that in reasonable detail, accurately and fairly reflect the transactions and dispositions of assets of the Company;

Provide reasonable assurance that transactions are recorded as necessary to permit preparation of financial statements in accordance with generally accepted accounting principles, and that receipts and expenditures of the Company are being made in accordance with authorizations of management and directors of the Company; and

Provide reasonable assurance regarding prevention or timely detection of unauthorized acquisition, use or disposition of the Company's assets that could have a material effect on the financial statements.

The Company's Management assessed the effectiveness of the Company's ICFR as of September 30, 2022. As a result of the evaluation, the Management has concluded that the Company's ICFR was effective as of September 30, 2022 with no significant deficiency.

During the year, the Company actively participated in industry forums of Enterprise Risk Managers. The Risk and Internal Control team is actively involved in training and developing the employees of the Company, as well as of group companies to foster a conducive internal control environment and risk culture. The Siemens Enterprise Risk Register captures key points related to the risks that could impact the businesses and ensures that adequate mitigation measures are put in place and monitored.

ENVIRONMENTAL PROTECTION, HEALTH MANAGEMENT AND SAFETY

The Company's Environmental Protection, Health Management and Safety (EHS) performance is monitored regularly by the Board of Directors as well as the Heads of Business who actively propagate EHS through constant communications, location visits and business review meetings.

During the financial year 2022, the Company renewed its focus on environment protection and sustainability measures, promoting the wellbeing of its people and ensuring a safe working environment.

With the aim of fostering safety culture, the "Hamari Suraksha Hamara Sankalp" (Our Safety, Our Pledge) campaign continues to effectively disseminate safe working practices and behaviour through ownership and proactive measures.

Management's Discussion & Analysis

Zero harm is fostered across the Company through effective implementation of CAPA (Corrective Action, Preventive Action) tracker initiative. Each CAPA tracker cycle focused on high-risk activities at factories and project sites, review of their risk assessments with active collaboration of experts. Besides this, training on specific safety topics including behavior-based safety was conducted across value chain.

The Siemens Global Skill Center for Occupational Safety, SITRUST has also been instrumental in promoting safety competency and imbibing the safety culture within the people of the Company as well as partners and customer organizations by imparting core safety trainings as well as customized and onsite programs, training more than 3,000 people in financial year 2022.

The Company also increased its focus on Health Management through initiatives focusing on the psychosocial and physical wellbeing of all employees. Post COVID-19, the Company resumed health camps in remote project sites covering all the people involved, including contract manpower. The Company received numerous accolades for its EHS initiatives – Star Rating Award and Safety, Health & Environment Excellence Award for the Company's Kolkata Metro overhead equipment project from Confederation of Indian Industry; Safety Excellence Award from ONGC and Best Business Partner VSAP audit & appreciation from Bharat Aluminium Company Limited, among others.

As part of its initiatives to improve environmental protection, the Company undertook various measures that led to improved energy and water efficiency in its various manufacturing units. The Company complies with the Extended Producer Responsibility for collection and recycling of electrical and electronic waste and plastic waste. During the financial year 2022, the Company recycled 11 metric tons of e-waste and 305 metric tons of plastic waste.

The roof top solar photovoltaic power generation plants in Kalwa and Aurangabad factories have generated 3,744 MWh of renewable energy which has resulted in saving of 2,958 tons of CO₂ emissions.

During financial year 2022, the Company acquired around 26 percent equity stake in Sunsole Renewables Private Limited to procure green energy for its Kalwa factory premises.

OUTLOOK

The Company expects its strong growth momentum to continue. This growth would be in sync with the positive macro-economic developments, resulting in increased capex investments by both the public and the private sector – Government spending on infrastructure capex, in particular, will drive growth. While uncertainties due to geo-political tensions will continue, in addition to disruptions in supply chain, higher interest rates and sustained inflationary pressures, the overall domestic economy is expected to remain resilient.

Continued growth in demand is expected for solutions that deliver benefits such as availability, scalability, efficiency,

quality, resilience, flexibility, transparency, speed, sustainability and profitability. The Company has a complete range of proven solutions, ranging from digital twin, predictive maintenance, cybersecurity, closed loop simulation, transport planning system, flexibilization of power plants, intralogistics, e-mobility and waste heat recovery. Customers across high-growth sectors such as automotive, chemicals, steel, cement, F&B and pharmaceuticals would find these verticalized solutions crucial for creating business value. The Company is also confident that with the launch of Siemens Xcelerator, the open digital business platform, customers will be able to accelerate their digital transformation together with Siemens Limited as their partner of choice.

The consistency in the various announcements by the Government of India during the financial year 2022 related to Atmanirbhar Bharat, Power for All, production-linked incentive scheme, National Infrastructure Pipeline, National Rail Plan, FAME, etc. continue to boost positive sentiment, encouraging higher foreign direct investments. Higher growth will depend largely on the increase in demand in the Indian economy as also an increase in infrastructure spending by the Government.

The Company will continue to focus on increasing its digitalization business as well as sustainability solutions. It has already seen a heightened interest in decarbonization and energy efficiency solutions from its customers. The Company is well-positioned to leverage industrial and infrastructure development opportunities and its focus remains on sustainable profitable growth.

The Management of the Company believes that profitable growth would be in line with the market in financial year 2023.

Note: This report contains forward-looking statements based on beliefs of Siemens' management. The words "anticipate," "believe," "estimate," "forecast," "expect," "intend," "plan," "should," and "project" are used to identify forward-looking statements. Such statements reflect the Company's current views with respect to future events and are subject to risks and uncertainties. Many factors could cause the actual result to be materially different, including, among other things, changes in general economic and business conditions, changes in currency exchange rates and interest rates, introduction of competing products, lack of acceptance of new products or services, and changes in business strategy. Actual results may vary materially from those projected here. Siemens Limited does not intend to assume any obligation to update these forward-looking statements.

On behalf of the Board of Directors

For Siemens Limited

Deepak S. Parekh
Chairman
DIN - 00009078

New Delhi, Tuesday, 22nd November 2022

Corporate Governance Report

As per Schedule V to the Securities and Exchange Board of India (Listing Obligations and Disclosure Requirements) Regulations, 2015 ("LODR")

I. Company's Philosophy on Corporate Governance

A clearly structured and fully implemented corporate governance system is the Company's highest priority. Good corporate governance is the basis for decision-making and control processes.

II. Board of Directors

Composition

The Board of Directors (Board) currently comprises of 9 experts drawn from diverse fields / professions. The Board has an optimum combination of Executive and Non-executive Directors, which is in conformity with the requirement of LODR in this regard. The Chairman of the Board is a Non-executive and Independent Director. All Directors, except the Independent Directors, Managing Director and Special Director [Nominee Director of Siemens Aktiengesellschaft, ("Siemens AG")] are liable to retire by rotation.

There is no relationship between the Directors inter-se.

The Board evaluates its composition to ensure that the Board has the appropriate mix of skills, experience, independence and knowledge to ensure their continued effectiveness. The Board Members should, at a minimum, have background that when combined provide a portfolio of experience and knowledge that will serve Company's governance and strategic needs. Directors should have demonstrated experience and ability that is relevant to the Board's oversight role with respect to Company's business and affairs.

The skills / expertise / competencies required for the effective functioning of the Company includes leadership and general management, strategic and business planning, technology, accounting and finance, compliance and risk management. The abovementioned skills / expertise / competencies are available with the Board as a whole.

In the table below, the specific areas of expertise of individual Board members are as under:

Director	Area of Expertise					
	Leadership and General Management	Strategic and Business Planning	Technology	Accounting and Finance	Compliance	Risk Management
Mr. Deepak S. Parekh	✓	✓	-	✓	✓	✓
Mr. Mehernosh B. Kapadia	✓	✓	-	✓	✓	✓
Ms. Sindhu Gangadharan	✓	✓	✓		✓	✓
Mr. Johannes Apitzsch	✓	✓	✓	✓	✓	✓
Mr. Tim Holt	✓	✓	✓	✓	✓	✓
Mr. Matthias Rebellius	✓	✓	✓	✓	✓	✓
Mr. Willem Rudolf Basson	✓	✓	-	✓	✓	✓
Mr. Sunil Mathur	✓	✓	✓	✓	✓	✓
Dr. Daniel Spindler	✓	✓	-	✓	✓	✓

The Composition of the Board, Directorship / Committee positions in other companies as on 30th September, 2022, number of meetings held and attended during the Financial Year (FY 2021-22) are as follows:

Name ⁽⁶⁾	Category ⁽¹⁾	Board Meetings during FY 2021-22		Attendance at last Annual General Meeting (AGM) held on 04.02.2022	Other Directorships in India ⁽²⁾	Committee positions in India ⁽³⁾	
		Held	Attended			Member	Chairman
1 Mr. Deepak S. Parekh ⁽⁶⁾ (Chairman)	NED (I)	5	5	Yes	4 [#]	1	NIL
2 Mr. Mehernosh B. Kapadia ⁽⁶⁾	NED (I)	5	5	Yes	4 [#]	2	2
3 Ms. Anjali Bansal ⁽⁴⁾	NED (I)	2	2	Yes		N.A.	
4 Ms. Sindhu Gangadharan ⁽⁵⁾⁽⁶⁾	NED (I)	3	3	N.A.	1 [#]	1	NIL
5 Mr. Matthias Rebellius ⁽⁷⁾	NED	4	3	Yes	NIL	N.A.	N.A.
6 Mr. Johannes Apitzsch ⁽⁷⁾	NED	4	4	Yes	NIL	N.A.	N.A.
7 Mr. Tim Holt ⁽⁷⁾	NED	4	4	Yes	NIL	N.A.	N.A.
8 Mr. Willem Rudolf Basson ⁽⁷⁾	NED	4	4	Yes	NIL	N.A.	N.A.
9 Mr. Sunil Mathur	WTD	5	5	Yes	1	NIL	NIL
10 Dr. Daniel Spindler	WTD	5	5	Yes	NIL	N.A.	N.A.

Corporate Governance Report

Notes:

- (1) Category: WTD - Whole-time Director, NED – Non-executive Director, NED (I) – Non-executive Director and Independent.
 - (2) Includes directorships in public limited companies. None of the Directors of the Company hold Independent directorships / directorships in more than 7 listed companies.
 - (3) Includes only Audit Committee and Stakeholders Relationship Committee of public limited companies other than Siemens Limited. None of the Directors on the Board is a Member of more than 10 Committees and Chairman of more than 5 Committees across all companies in which they are Directors.
 - (4) Ms. Anjali Bansal, upon completion of her tenure, ceased to be Independent Director of the Company with effect from 1st April, 2022. Details provided for the period for which Ms. Bansal held directorship of the Company during FY 2021 - 22.
 - (5) Ms. Sindhu Gangadharan is appointed as an Independent Director of the Company for a term of five years with effect from 12th May 2022. Details provided for the period for which Ms. Gangadharan held directorship of the Company during FY 2021 - 22.
 - (6) The Board of Directors have noted the declaration received from the Independent Directors pursuant to the Companies Act, 2013 and LODR with regard to their Independence and are of the opinion that the Independent Directors fulfil the conditions of independence and are independent of the management of the Company.
 - (7) Did not attend the Meeting held on 27th May, 2022, since the agenda was to consider a Related Party Transaction with a subsidiary of Siemens AG.
- @ Details provided for the period for which the Directors held directorship of the Company during Financial Year 2021 – 22.

- Details of directorships of Directors (as applicable) in other listed Companies –

Sr. No.	Name of Director	Name of Company	Category of Directorship
1.	Mr. Deepak S. Parekh	Housing Development Finance Corporation Limited HDFC Life Insurance Company Limited HDFC Asset Management Company Limited	Non-executive Director
2.	Mr. Mehernosh B. Kapadia	Tata Capital Housing Finance Limited HDFC ERGO General Insurance Company Limited	Independent Director
3.	Ms. Sindhu Gangadharan	Titan Company Limited	Independent Director

Board Meetings

During the Financial Year 2021-22, 5 Meetings were held on 24th November, 2021, 4th February, 2022, 12th May, 2022, 27th May, 2022 and 2nd August, 2022.

The gap between any two Meetings did not exceed 120 days. Further, the Company has adopted and adhered to the Secretarial Standards prescribed by The Institute of Company Secretaries of India and approved by the Central Government.

The Company provides agenda papers containing all necessary information / documents to the Board / Committees to discharge its responsibilities effectively and take informed decisions. Where it is not practicable to attach or send the relevant information as a part of agenda papers, the same are tabled at the meeting or / and the presentations are made by the concerned officials to the Board and Committees, subject to compliance with legal requirements. Considerable time is spent by the Directors on discussions and deliberations at the Board / Committee Meetings.

The information as specified in Schedule II to the LODR is regularly made available to the Board, whenever applicable, for discussion and consideration.

III. Committees of Directors

A. Mandatory Committees

i. Audit Committee

Composition & Meetings

The Audit Committee (AC) comprises of experts specialising in accounting / financial management. The Audit Committee currently comprises of 3 members, all being Non-executive Directors with 2/3rd majority being Independent Directors and the Chairman of the Audit Committee is a Non-executive and Independent Director.

During the Financial Year 2021-22, 5 Meetings were held on 24th November, 2021, 4th February, 2022, 12th May, 2022, 27th May, 2022 and 2nd August, 2022. Details of the composition and attendance at the aforementioned Meetings are as follows:-

Name	No. of meetings during FY 2021-22	
	Held	Attended
Mr. Mehernosh B. Kapadia, Chairman	5	5
Mr. Deepak S. Parekh	5	5
Mr. Johannes Apitzsch ⁽²⁾	4	4
Ms. Anjali Bansal ⁽¹⁾	2	2

Note:-

- (1) Ms. Anjali Bansal, upon completion of her tenure as Independent Director of the Company, ceased to be Member of the Committee with effect from 1st April 2022. Details provided for the period for which she held membership of the Committee during Financial Year 2021 – 22.
- (2) Did not attend the meeting held on 27th May, 2022, since the agenda was to consider a Related Party Transaction with a subsidiary of Siemens AG.

The Company Secretary is the Secretary to the Committee.

The Chief Executive Officer, Chief Financial Officer, Head of Accounts, Internal Auditors and the Statutory Auditors are permanent invitees to the Meetings.

Terms of reference

The terms of reference of the Audit Committee are briefly described below:

- 1) Oversight of the Company's financial reporting process and the disclosure of its financial information to ensure that the financial statement is correct, sufficient and credible.
- 2) Recommending to the Board, the appointment, re-appointment and, if required, the replacement or removal of the statutory auditor and the fixation of audit fees.
- 3) Reviewing and monitoring the auditor's independence and performance and effectiveness of audit process.
- 4) Recommending to the Board, the appointment and remuneration of Cost Auditor.
- 5) Approval of payment to statutory auditors for any other services rendered by them.
- 6) Reviewing, with the management, the annual financial statements before submission to the Board for approval, with particular reference to:
 - a. Matters required to be included in the Directors' Responsibility Statement to be included in the Board's report in terms of the Companies Act, 2013;
 - b. Changes, if any, in accounting policies and practices and reasons for the same;
 - c. Major accounting entries involving estimates based on the exercise of judgment by management;
 - d. Significant adjustments made in the financial statements arising out of audit findings;
 - e. Compliance with listing and other legal requirements relating to financial statements;
 - f. Disclosure of any related party transactions; and
 - g. Qualifications in the draft audit report.
- 7) Reviewing, with the management, the quarterly financial statements before submission to the Board for approval.
- 8) Reviewing, with the management, performance of internal auditors, adequacy of the internal control systems.
- 9) Reviewing the adequacy of internal audit function, if any, including the structure of the internal audit department, staffing and seniority of the official heading the department, reporting structure, coverage and frequency of internal audit.
- 10) Discussing with internal auditors any significant findings and follow up there-on.
- 11) Reviewing the findings of any internal investigations by the internal auditors into matters where there is suspected fraud or irregularity or a failure of internal control systems of a material nature and reporting the matter to the Board.
- 12) Discussion with statutory auditors before the audit commences, about the nature and scope of audit as well as post-audit discussion to ascertain any area of concern.

Corporate Governance Report

- 13) To look into the reasons for substantial defaults in the payment to the depositors, debenture holders, shareholders (in case of non payment of declared dividends) and creditors.
- 14) To review the functioning of the Whistle Blower mechanism.
- 15) To scrutinize inter-corporate loans and investments.
- 16) To review guidelines for investing surplus funds of the Company.
- 17) To review investment proposals before submission to the Board.
- 18) To review proposal for mergers, demergers, acquisitions, carve-outs, sale, transfer of business / real estate and its valuation report and fairness opinion, if any, thereof.
- 19) Approval or any subsequent modification of transactions of the Company with related parties.
- 20) To approve the valuation of undertakings or assets of the Company, wherever it is necessary.
- 21) To appoint valuers for the valuation of any property, stocks, shares, debentures, securities or goodwill or any other assets or net worth of Company or liability of the Company under the provision of the Companies Act, 2013.
- 22) To ensure proper system of storage, retrieval, display, or printout of the electronic records.
- 23) To evaluate internal financial controls and risk managements systems.
- 24) Approval of appointment of CFO (i.e., the whole-time Finance Director or any other person heading the finance function or discharging that function) after assessing the qualifications, experience and background, etc. of the candidate.
- 25) Carrying out such other function as may be delegated by the Board from time to time.
- 26) Any other requirement in accordance with the applicable provisions of the LODR and / or the Companies Act, or any re-enactment, amendment or modification thereto from time to time.
- 27) Review the following information:-
 - a. Management discussion and analysis of financial condition and results of operations;
 - b. Statement of significant related party transactions, (as defined by the Audit Committee), submitted by management;
 - c. Management letters / letters of internal control weaknesses issued by the statutory auditors;
 - d. Internal audit reports relating to internal control weaknesses;
 - e. The appointment, removal and terms of remuneration of the chief internal auditor and
 - f. The financial statements, in particular, the investments made by unlisted subsidiary companies.

The Audit Committee is vested with the necessary powers, as defined in its Charter, to achieve its objectives.

The Chairman of the Audit Committee was present at the 64th AGM of the Company held on 4th February, 2022.

ii. Stakeholders Relationship Committee

Composition & Meetings

The Stakeholders Relationship Committee (SRC) comprises of 3 members. The Chairman of the Committee is a Non-executive and Independent Director.

During the Financial Year 2021-22, the Committee met twice on 24th March, 2022 and 27th September, 2022 which was attended by all members. The details of composition are as follows; Mr. Mehernosh B. Kapadia, Chairman, Mr. Sunil Mathur and Dr. Daniel Spindler.

The Company Secretary is the Secretary to the Committee and is the "Compliance Officer" pursuant to the requirements of LODR.

The SRC primarily considers and resolves grievances of the security holders of the Company and looks into the mechanism for addressing the same. It reviews measures taken to ensure timely receipt of corporate benefits to the shareholders and exercise of their voting rights, adherence to service standards in respect of services rendered by the Registrar and Share Transfer Agent (RTA) and also suggests improvements to investor relations initiatives undertaken at the Company.

Details of Investors' Complaints

The Company and TSR Consultants Private Ltd., (TCPL) RTA, attend to all grievances of the investors received directly or through SEBI, Stock Exchanges, Ministry of Corporate Affairs, Registrar of Companies, etc.

Barring certain cases pending in Courts, relating to disputes over the title to shares, in which either the Company has been made a party or necessary intimation thereof has been received by the Company, all the investor grievances / correspondences have been promptly attended to from the date of their receipt.

The details of complaints received, cleared / pending during the Financial Year 2021-22 is given below:

Nature of Complaints	Received	Cleared	Pending
Letters from SEBI / SCORES website	18	17	1
Letters from Stock Exchanges	13	12	1
Total	31	29	2

iii. Nomination and Remuneration Committee

Composition & Meetings

The Nomination and Remuneration Committee (NRC) currently comprises of 3 members, all being Non-executive Directors. The Chairman of the Committee is a Non-executive and Independent Director.

During the Financial Year 2021-22, the Committee met four times on 24th November, 2021, 4th February, 2022, 31st March, 2022 and 12th May, 2022. The details of composition and attendance at the aforementioned Meetings are as follows:-

Name	No. of meetings during FY 2021-22	
	Held	Attended
Mr. Mehernosh B. Kapadia	4	4
Mr. Deepak S. Parekh	4	4
Mr. Matthias Rebellius	4	3
Mr. Johannes Apitzsch(1)	1	1

Note:

(1) Mr. Johannes Apitzsch ceased to be Member of the Committee with effect from 1st January, 2022. Details provided for the period for which he held membership of the Committee during Financial Year 2021 – 22.

The Company Secretary is the Secretary to the Committee.

Terms of Reference

Brief Terms of Reference of the NRC are as under:-

- Identifying persons who are qualified to become the Directors / hold other senior management position and formulating criteria for determining qualities/positive attributes of Independent Directors.
- Recommending to the Board and periodically reviewing Remuneration Policy.
- Formulation of criteria for evaluation of Independent Directors and the Board and devising Board diversity policy.
- Determine the Company's policy on specific remuneration packages for Whole-time Directors / Executive Directors.
- Performance evaluation of Whole-time Directors and determining the amount of incentive including performance linked incentives payable.

The Chairman of the NRC was present at the 64th Annual General Meeting of the Company held on 4th February, 2022.

Remuneration Policy

The Remuneration Policy of the Company is performance driven and is structured to motivate employees, recognize their merits & achievements and promote excellence in their performance. The Board of Directors of the Company has, on the recommendation of the NRC, approved the policy for remuneration of Whole-time Directors, Senior Management / Key Managerial Personnel and employees of the Company.

Corporate Governance Report

1. For Whole-time Directors

The Board of Directors / the NRC of Directors is authorised to decide the remuneration of the Whole-time Directors, subject to the approval of the Members and Central Government, if required. The remuneration structure comprises of Salary, Perquisites, Retirement benefits as per the law / rules, Performance Linked Incentive (PLI), Commission and entitlement to participate in the Equity based compensation programs of Siemens AG, Germany / Siemens Ltd., as applicable from time to time. Annual increments are decided by the NRC within the salary package approved by the Members.

In addition to the above remuneration, Expatriate Directors are paid Overseas Allowance / Special Allowance and certain other Perquisites as per the Rules of the Company. PLI, benefit under the Equity based compensation programs of Siemens AG / Siemens Ltd. and Commission constitute the variable component of remuneration. PLI is computed on the basis of specific targets set for each Whole-time Director every year. The targets are also linked to the Company's targets. PLI is paid to the Whole-time Directors on achievement of the said targets. Commission is determined on the basis of the Net Profits of the Company in a particular Financial Year, subject to the overall ceiling as stipulated in Section 197 the Companies Act, 2013 ("Act").

Remuneration paid / payable to the Whole-time Directors as approved by NRC / Board for the Financial Year 2021-22 is as under:-

(Amount in INR million)

	Mr. Sunil Mathur	Dr. Daniel Spindler
Salary	23.20	12.43
Allowances ⁽¹⁾	26.22	12.48
Perquisites	29.16	5.63
Performance Linked Incentive	74.98	25.40
Contribution to Provident Fund and NPS*	2.78	---
Compensation under Stock Option Plan(s) of Siemens AG	31.39	3.78
Commission	---	---
Total	187.74	59.72
Tenure		
From (date of first appointment)	22.07.2008	01.09.2019
To	31.12.2023	31.07.2023
Shares of ₹ 2 each held as on 30.09.2022	Nil	Nil

* National Pension System

Notes:

- (1) Allowances includes Special Allowance in case of Mr. Mathur and Dr. Spindler.
- (2) The whole-time Directors are covered under the Company's gratuity (for Mr. Sunil Mathur), leave, medical and silver/golden jubilee schemes as applicable, along with the other employees of the Company. These liabilities are determined for all employees by an independent actuarial valuation. The specific amount for such benefits can't be ascertained separately and accordingly the same has not been included above.

The Severance fees are payable to the Directors on termination of employment and notice period as per the rules of the Company.

2. For Non-executive Directors

The Non-executive Directors are paid remuneration by way of Sitting Fees and Commission.

Sitting Fees

The Non-executive Directors are entitled to sitting fees of ₹ 50,000/- per meeting for attending all Board and Committee Meetings. The Board of Directors approve the commission payable to Non-executive Directors.

Commission

The Members of the Company at the 57th Annual General Meeting held on 30th January, 2015 approved payment of Commission not exceeding 1% per annum of the Net Profits of the Company (computed in the manner provided in Section 198 of the Act or as may be prescribed by the Act or Rules framed thereunder from time to time) to the Non-executive Directors of the Company.

The actual amount of Commission payable to each Non-executive Director is decided by the Board on the following criteria:

- Number of Board / Committee Meetings attended.
- Role and responsibility as Chairman / Member of the Board / Committee.
- Overall contribution.

Remuneration paid / payable to the Independent Directors (past and present) / Non-executive Director⁽¹⁾⁽⁵⁾ for the Financial Year 2021-22 is as under:

(Amount in INR million.)

Name	Sitting Fees* for Board / Committee Meetings attended	Commission* ⁽²⁾	Total	Number of Equity Shares of ₹ 2 each held on 30.09.2022
Mr. Deepak S. Parekh ⁽³⁾	1.15	5.45	6.60	9,000
Mr. Mehernosh B. Kapadia ⁽³⁾	1.15	2.78	3.93	-
Ms. Sindhu Gangadharan ⁽⁴⁾	0.15	1.16	1.31	-
Ms. Anjali Bansal ⁽⁴⁾	0.35	1.39	1.74	-

* Exclusive of Goods & Service Tax (as applicable).

Notes:

- (1) Mr. Johannes Apitzsch, Mr. Matthias Rebellius, Mr. Willem Rudolf Basson and Mr. Tim Holt, Non – executive Directors, opted not to accept any Sitting Fees and Commission. They do not hold any Equity shares of the Company as on 30th September, 2022.
- (2) Subject to the approval of Annual Financial Statements for the Financial Year 2021-22 by the Members at the 65th Annual General Meeting.
- (3) Includes payment of sitting fees for attending the meetings of the Committee of Directors constituted by the Board of Directors during the Financial Year 2021-22.
- (4) Details provided for the period for which Ms. Anjali Bansal and Ms. Sindhu Gangadharan held Directorship of the Company during the Financial Year 2021 – 22. The commission has been determined on a pro-rata basis for Financial Year 2021 - 22 basis the tenure of Ms. Bansal and Ms. Gangadharan as the member of the Board of Directors of the Company.
- (5) None of the Non-executive Directors have any other pecuniary interest in the Company, as disclosed to the Company.

iv. Risk Management Committee

Composition & Meetings

The Risk Management Committee (RMC) comprises of 5 members, all being Non – executive Directors. The Chairman of the Committee is a Non-executive Director.

During the Financial Year 2021-22, the Committee met twice on 4th February, 2022 and 2nd August, 2022, which was attended by all members of the Committee. The details of composition of the Committee are as follows; Mr. Johannes Apitzsch, Chairman, Mr. Deepak Parekh, Mr. Mehernosh B. Kapadia, Mr. Matthias Rebellius and Mr. Tim Holt.

Note:-

- (1) Ms. Anjali Bansal, upon completion of her term as Independent Director of the Company ceased to be Chairperson of the Committee with effect from 1st April 2022.
- (2) Mr. Johannes Apitzsch is appointed as Chairman of the Committee with effect from 12th May, 2022.

The Risk Management Committee is responsible for formulation, monitoring and overseeing implementation of a risk management policy which inter-alia shall include risk identification, evaluation, mitigation, control process for such risks and business continuity plan. Further, the Committee also evaluates the adequacy of risk management systems and is responsible for monitoring and reviewing risk management policy of the Company by reviewing the changing industry dynamics and evolving complexity.

The Company Secretary is the Secretary to the Committee.

Corporate Governance Report

B. Non-Mandatory Committees

i. Corporate Social Responsibility Committee(*)

Composition & Meetings

The Corporate Social Responsibility Committee (CSRC) comprises of 4 members and the Chairman of the Committee is an Non - Executive and Independent Director.

During the Financial Year 2021-22, the Committee met twice on 24th November, 2021 and 2nd August, 2022 which was attended by all members of the Committee. The details of composition of the Committee are as follows; Mr. Deepak S. Parekh, Chairman, Mr. Sunil Mathur, Dr. Daniel Spindler and Mr. Johannes Apitzsch.

The Committee is primarily responsible for formulating and recommending to the Board a Corporate Social Responsibility (CSR) policy and monitoring the same. The Committee also reviews and monitors the CSR projects and expenditure undertaken by the Company.

The Company Secretary is the Secretary to the Committee.

(*) – Constitution of CSRC Committee is mandatory as per the Act.

ii. Corporate Governance Committee (CGC)

During the Financial Year 2021-22, the Committee met once on 12th May 2022 which was attended by all members of the committee. The details of composition of the Committee are as follows; Mr. Mehernosh B. Kapadia, Chairman, Mr. Deepak S. Parekh, Mr. Johannes Apitzsch, Mr. Matthias Rebellius, Mr. Tim Holt and Mr. Sunil Mathur.

Further, it was thought prudent by the Board of Directors to subsume the CGC with the Board of Directors with effect from close of business of hours of 12th May 2022 instead of retaining the same as an independent forum. Accordingly, the committee was dissolved with effect from 12th May 2022.

iii. Share Transfer Committee (STC)

The STC comprises of:- Mr. Sunil Mathur, Chairman and Dr. Daniel Spindler.

The STC approves cases of transmission, issue of shares in exchange for sub-divided, consolidated, defaced shares etc., as approved by the authorised persons and issue of duplicate share certificates / Letter of Confirmations. It also notes and takes on record the transmission / transposition of shares and consolidation / splitting of folios, issue of share certificate / Letter of Confirmation. The STC also notes the dealings in Company's Shares by the designated employees under the Company's Code of Conduct for Prohibition of Insider Trading. During the Financial Year 2021-22, the Committee met once as also conducted its business by way of circular resolutions.

The Company Secretary is the Secretary to the Committee.

C. Committees of Management (Constituted by the Board of Directors)

i. Finance Committee (FC)

The FC comprises of:- Dr. Daniel Spindler – Chairman, Mr. Sunil Mathur and Mr. Ketan Thaker (Member and Secretary).

The FC authorises opening / operating / closing of bank accounts, availing of credit facilities, giving of loans, intercorporate deposits, guarantees, commodity hedging etc. The FC Meetings are held as and when required. During the Financial Year 2021-22, the Committee met twice as also conducted its business via circular resolutions.

ii. Delegation of Powers Committee (DPC)

The DPC comprises of:- Mr. Sunil Mathur – Chairman, Dr. Daniel Spindler and Mr. Ketan Thaker (Member and Secretary).

The DPC issues/revokes Power of Attorneys, grants authorization for various purposes of the Company etc. The DPC Meetings are held as and when required. During the Financial Year 2021-22, the committee met once as also conducted its business via circular resolutions.

IV. Separate Independent Directors' Meetings

Pursuant to requirements of the Act and LODR the Company's Independent Directors met once during the Financial Year without the presence of Non-Executive Directors, Executive Directors or Management to discuss the matters as laid out therein for such meetings. Further, interactions outside the Board meeting take place between the Chairman and Independent Directors on a regular basis.

V. **Subsidiary companies**

The Company has two subsidiaries i.e. Siemens Rail Automation Private Limited (SRAPL), wholly owned subsidiary and C&S Electric Limited (C&S). Both SRAPL and C&S are non-material, non listed subsidiary of the Company pursuant to LODR. The Company has in place the Policy on Material Subsidiary and the same is available on the website of the Company at <https://new.siemens.com/in/en/company/investor-relations.html>

VI. **Chief Executive Officer (CEO) and Chief Financial Officer (CFO) certification**

As required by LODR, the CEO and CFO certification on the Financial Statements, the Cash Flow Statement and the Internal Control Systems for financial reporting for Financial Year 2021 – 22 is enclosed to this Report.

VII. **Business Conduct Guidelines (BCGs)**

The Company has adopted BCGs (including an addendum for Independent Directors incorporating the duties of the Independent Directors of the Company) as the Code of Conduct for Directors and Senior Management of the Company, as per the requirement of LODR. The Company has received confirmations from all Directors and Senior Management of the Company regarding compliance with the BCGs for the year ended 30th September 2022 as applicable to them. A certificate from Mr. Sunil Mathur, Managing Director and Chief Executive Officer to this effect, is enclosed to this Report. The BCGs can be viewed on the website of the Company at <https://new.siemens.com/in/en/company/investor-relations/business-ethics.html>

VIII. **Policy for Prevention, Detection and Investigation of Frauds and Protection of Whistleblowers (the Whistleblower Policy)**

The Company is committed to provide an open, honest and transparent working environment and seeks to eliminate fraudulent activities in its operations. To maintain high level of legal, ethical and moral standards and to provide a gateway for employees, directors as well as third parties to report unethical behaviour and actual or suspected frauds, the Company has adopted the Whistleblower Policy in line with LODR and also as per Act. No personnel have been denied access to the Chairman of the Audit Committee and Chairman of the Board of Directors in exceptional circumstances.

The Whistleblower Policy broadly covers a detailed process for reporting, handling and investigation of fraudulent activities and providing necessary protection to the employees, Directors as well as third parties who report such fraudulent activities / unethical behaviour.

IX. **Familiarisation programme for Independent Directors –**

The Company familiarises its Independent Directors pursuant to the requirements of LODR with their roles, rights, responsibility in the Company, nature of the industry in which the Company operates and business model of the Company etc. The details of the familiarisation programme imparted to the Independent Directors of the Company during Financial Year 2021 – 22 is available on the website of the Company at <https://new.siemens.com/in/en/company/investor-relations/corporate-governance.html>

X. **Annual evaluation of Board, Committees and individual Directors –**

Considering the Performance Evaluation Guidelines which were formulated by the Nomination and Remuneration Committee (NRC), the Board and NRC approved the framework for evaluating the performance, on an annual basis, of the Board, its Committees and each director including the Chairman of the Board of Directors.

Pursuant to the provisions of the Act, LODR and the Performance Evaluation Guidelines of the Company, the Board of Directors / Independent Directors has undertaken an evaluation of its own performance, the performance of its Committees and of all the individual Directors including Independent Directors and the Chairman of the Board of Directors based on various parameters relating to attendance, roles, responsibilities and obligations of the Board, effectiveness of its functioning, contribution of Directors at meetings and the functioning of its Committees. The results of such evaluation are presented to the Board of Directors.

XI. **Policy on dealing with Related Party Transactions –**

In line with the requirements of the LODR, the Company has formulated a Policy on Related Party Transactions ("Policy") which is also available on Company's website at <https://new.siemens.com/in/en/company/investor-relations/corporate-governance.html>. The Policy is reviewed by the Board of Directors of the Company at regular intervals. The objective of the Policy is to ensure proper approval, disclosure and reporting of transactions as applicable, between the Company and any of its related parties. The Audit Committee of the Company has granted omnibus approval for the Related Party Transactions (RPTs) which are of repetitive nature and / or entered in the ordinary course of business and are at arm's length. The Audit Committee also reviews all RPTs on quarterly basis in line with the omnibus approval granted by them.

Corporate Governance Report

XII. Code of Conduct for Prohibition of Insider Trading

In accordance with the Securities and Exchange Board of India (Prohibition of Insider Trading) Regulations, 2015, the Company has, inter-alia, adopted a Code of Conduct for Prohibition of Insider Trading (Code) duly approved by the Board of Directors of the Company. The Company Secretary, is the Compliance Officer for the purpose of this Code.

XIII. Sexual Harassment of Women at Workplace (Prevention, Prohibition and Redressal) Act, 2013

The details of complaints received and disposed off during the Financial Year 2021 – 22 are mentioned in the Directors Report.

XIV. a. General Body Meetings

Financial Year	Meeting and Venue	Day, Date and Time	Special Resolutions passed
2020-21	64th Annual General Meeting (AGM) held via Video Conferencing	Friday, 4 th February, 2022; 4.30 p.m. (IST)	Change in place of keeping Registers as prescribed under Section 88 of the Act and copies of Annual Returns under Section 92 of the Act, together with the copies of certificates and documents required to be annexed thereto or any other documents as may be required.
2019 - 20	63rd Annual General Meeting (AGM) held via Video Conferencing	Friday, 12 th February, 2021; 4.30 p.m. (IST)	No special resolution was passed
2018 - 19	62nd Annual General Meeting (AGM) Yashwantrao Chavan Pratishthan Auditorium, Y. B. Chavan Centre, General Jagannathrao Bhonsle Marg, Nariman Point, Mumbai - 400 021	Tuesday, 11 th February, 2020; 3.00 p.m. (IST)	(i) Re-appointment of Mr. Deepak S. Parekh as an Independent Director for second term from 30 th January, 2020 to 29 th January, 2023. (ii) Re-appointment of Mr. Yezdi H. Malegam as an Independent Director for second term from 30 th January, 2020 to 29 th January, 2021.

- b. Pursuant to Section 110 of the Act read with Companies (Management & Administration) Rules, 2014, the following Special Resolution was passed by the Members by way of Postal Ballot during FY 2021-22:-

Particulars of the resolution	Appointment of Ms. Sindhu Gangadharan (DIN: 08572868) as an Independent Director of the Company	
Name of the scrutinizer	Mr. P. N. Parikh of Messrs Parikh Parekh & Associates, Practicing Company Secretaries	
Date of report of the scrutinizer	7 th July 2022	
Date of declaration of results	8 th July 2022	
	No. of members voted	Number of votes
Valid Votes	1,612	317,485,384
In favour	1,527	316,506,855
Percentage (%) in favour of the resolution	99.69	
Against	85	978,529
Percentage (%) against the resolution	0.31	
Invalid votes	NIL	

Thus, the above resolution was passed by the Members who cast their vote by requisite majority. Resolution(s), if required, shall be passed by Postal Ballot during the Financial Year 2022 - 23, as per the prescribed procedure.

XV. Disclosures

- a. Transactions with related parties as per requirements of IND AS 24, are disclosed in notes annexed to audited financial statements.
- b. The Company has not entered into any transaction of a material nature with the Promoters, Directors or Management, their subsidiaries or relatives, etc. that may have a potential conflict with the interests of the Company at large.
- c. With regard to matters related to capital markets, a fine was imposed on the Company by the Stock Exchanges during FY 2021-22. Details of the same are mentioned in the Secretarial Audit Report forming part of the Directors' Report.
- d. The Company has put in place the Whistle Blower Policy as per LODR and affirms that no person has been denied access to the Chairman of the Audit Committee and also the Chairman of the Board of Directors in exceptional circumstances.
- e. The Company has complied and disclosed all the mandatory corporate governance requirements under regulation 17 to 27 and sub-regulation (2) of Regulation 46 under LODR and details of compliance with the discretionary requirements are given under point XVIII mentioned below. The submission of Annual Secretarial Compliance Report as per Regulation 24A of LODR was delayed by 2 days by the Company and details of the same are mentioned in the Secretarial Audit Report forming part of the Directors' Report.
- f. Disclosures have also been received from the senior management relating to the financial and commercial transactions in which they or their relatives may have a personal interest. However, there were no such transactions during the Financial Year 2021 - 22 having potential conflict with the interests of the Company at large.
- g. The Company manages commodity and foreign exchange risk as per its adopted policies. The Company uses forward contracts and options to manage foreign exchange risk and futures to manage commodity risk. The Company does not undertake any derivative transaction for pure trading in foreign exchange markets or for speculative purposes. The Company uses commodity future contract to hedge against fluctuation in commodity prices. As per the policy of the Company, the net commodity exposure for the current and subsequent quarter must be hedged in the range of 75% - 100% for Product business and 95%-100% for Project Business.

The exposure of the Company in a particular commodity and percentage of such exposure hedged through commodity derivatives for the year ended 30th September 2022 is as under:

Commodity Name	Exposure in INR towards the particular commodity (amount in ₹ Million)*	Exposure in Quantity terms towards the particular commodity (in metric tonnes)*	% of such exposure hedged through commodity derivatives				
			Domestic market		International market		Total
			OTC	Exchange	OTC	Exchange	
Copper	3,620	4,927	-	93%	-	-	93%
Aluminium	1,320	5,685	-	85%	-	-	85%
Silver	422	6.84	-	100%	-	-	100%

- h. Certificate from Practising Company Secretary on eligibility of the Board of Directors to serve as Directors is enclosed to this report.
- i. The Board has accepted the recommendations of its Committees, as applicable.
- j. Total fees paid by the Company and its subsidiaries on a consolidated basis, to the Statutory Auditor and all entities in the network firm/network entity of which the Statutory Auditors is a part, amounted to INR 49 million.

Further, as informed by KPMG Assurance and Consulting Services LLP, an aggregate amount of INR 22 million was paid to such entity. The statutory auditors have confirmed that KPMG Assurance and Consulting Services LLP is not a part of the network firm/network entity of which the statutory auditor is a part.

Corporate Governance Report

XVI. Means of Communication

All important information relating to the Company, its financial performance, shareholding pattern, business information, quarterly results, press releases, policies, investor related information other information as per LODR, presentation to the press/analyst meet are regularly posted on Company's website. The quarterly, half-yearly and annual financial results of the Company are published in newspapers such as Business Standard and Navshakti. These results are also available on the websites of the Company, BSE Limited and National Stock Exchange of India Ltd. The Company also holds press conference/analysts meet from time to time.

XVII. General Shareholder Information

'General Shareholder Information' forms part as **Annexure V** of the Directors' Report.

XVIII. Compliance with Discretionary requirements:

- a. The Board: The Company does not maintain a separate office for the Non-executive Chairman. The independent directors have requisite qualification and experience to act as Director on the Board.
- b. Shareholders' Rights: The quarterly financial results are published in the newspapers of wide circulation and not sent to individual shareholders on a half-yearly basis. Financial Results are also available on the website of the Company, BSE Limited and National Stock Exchange of India Ltd.
- c. Audit qualification: The Auditor's have expressed an unmodified opinion on the Financial Statements.
- d. Separate posts of Chairperson and the Managing Director or the CEO: The Board of Directors of Siemens Limited has a Non-executive Chairman (Independent Director), i.e. Mr. Deepak S. Parekh and Mr. Sunil Mathur is the Managing Director and Chief Executive Officer of the Company. There is no relationship between the persons occupying these posts.
- e. Reporting of Internal Auditor – The Company has outsourced the Internal Audit function to Controlling and Finance-Audit (CFA), the Global audit department of Siemens AG a part of which is housed in Siemens Technology and Services Private Limited, India. The Internal audit plan is approved by the Audit Committee and the Internal Auditors directly present their report to the Audit Committee for its consideration.

On behalf of the Board of Directors
For **Siemens Limited**

Deepak S. Parekh
Chairman

DIN - 00009078

New Delhi

Tuesday, 22nd November 2022

Declaration by the Managing Director under Schedule V to Securities and Exchange Board of India (Listing Obligations and Disclosure Requirements) Regulations, 2015 regarding compliance with Business Conduct Guidelines (Code of Conduct)

In accordance with Regulation 17 of Securities and Exchange Board of India (Listing Obligations and Disclosure Requirements) Regulations, 2015, I hereby confirm that all the Directors and the Senior Management personnel of the Company have affirmed compliance with the Business Conduct Guidelines (Code of Conduct), as applicable to them, for the Financial Year ended 30th September, 2022.

For **Siemens Limited**

Sunil Mathur

Managing Director and Chief Executive Officer

DIN - 002261944

New Delhi

Tuesday, 22nd November 2022

Certification by the Chief Executive Officer (CEO) and Chief Financial Officer (CFO) under the Securities and Exchange Board of India (Listing Obligations and Disclosure Requirements) Regulations, 2015

To the Board of Directors of Siemens Limited

Dear Sirs / Madam,

- a) We have reviewed the Financial Statements and the cash flow of Siemens Limited ('the Company') for the year ended 30 September 2022 and to the best of our knowledge and belief:
 - i) These statements do not contain any materially untrue statement or omit any material fact or contain statements that might be misleading;
 - ii) These statements together present a true and fair view of the Company's affairs and are in compliance with existing accounting standards, applicable laws and regulations.
- b) There are, to the best of our knowledge and belief, no transactions entered into between the Company during the year which are fraudulent, illegal or violative of the Company's code of conduct.
- c) We accept responsibility for establishing and maintaining internal controls for financial reporting and we have evaluated the effectiveness of internal control systems of the Company pertaining to financial reporting and we have disclosed to the Auditors and the Audit Committee, deficiencies in the design or operation of internal controls, if any, of which we are aware and steps taken or proposed to be taken for rectifying these deficiencies.
- d) We have indicated to the Auditors and the Audit Committee:
 - i) Significant changes in the internal control over financial reporting during the year;
 - ii) Significant changes in accounting policies during the year and that the same have been disclosed in the notes to the Financial Statements and;
 - iii) Instances of significant fraud of which we have become aware and the involvement therein, if any, of the management or an employee having a significant role in the Company's internal control system over financial reporting.

Yours truly

Dr. Daniel Spindler

Executive Director and Chief Financial Officer

DIN: 08533833

New Delhi

Tuesday, 22nd November 2022

Sunil Mathur

Managing Director and Chief Executive Officer

DIN: 002261944

Corporate Governance Report

CERTIFICATE OF NON-DISQUALIFICATION OF DIRECTORS

(pursuant to Regulation 34(3) and Schedule V Para C clause (10)(i) of the SEBI (Listing Obligations and Disclosure Requirements) Regulations, 2015)

To,
The Members of
Siemens Limited,

We have examined the relevant registers, records, forms, returns and disclosures received from the Directors of **Siemens Limited** having CIN **L28920MH1957PLC010839** and having registered office at **Birla Aurora, Level 21, Plot No. 1080, Dr. Annie Besant Road, Worli, Mumbai – 400 030** (hereinafter referred to as 'the Company'), produced before us by the Company for the purpose of issuing this Certificate, in accordance with Regulation 34(3) read with Schedule V Para-C Sub clause 10(i) of the Securities Exchange Board of India (Listing Obligations and Disclosure Requirements) Regulations, 2015.

In our opinion and to the best of our information and according to the verifications (including Directors Identification Number (DIN) status at the portal www.mca.gov.in) as considered necessary and explanations furnished to us by the Company & its officers and considering the relaxations granted by the Ministry of Corporate Affairs and Securities and Exchange Board of India warranted due to the spread of the COVID-19 pandemic, we hereby certify that none of the Directors on the Board of the Company as stated below for the Financial Year ended on September 30, 2022 have been debarred or disqualified from being appointed or continuing as Directors of companies by the Securities and Exchange Board of India, Ministry of Corporate Affairs, or any such other Statutory Authority.

Sr. No.	Name of Director	DIN	Date of Appointment in Company
1.	Mr. Deepak Shantilal Parekh	00009078	07/11/2003
2.	Mr. Mehernosh Behram Kapadia	00046612	02/05/2018
3.	Mr. Sunil Dass Mathur	02261944	22/07/2008
4.	Mr. Johannes Apitzsch	05259354	23/11/2013
5.	Dr. Daniel Gerold Spindler	08533833	01/09/2019
6.	Ms. Sindhu Gangadharan	08572868	12/05/2022
7.	Mr. Tim Oliver Holt	08742663	01/06/2020
8.	Mr. Matthias Ernst Rebellius	08975071	01/12/2020
9.	Mr. Willem Rudolf Basson	09081871	01/03/2021

Ensuring the eligibility of for the appointment / continuity of every Director on the Board is the responsibility of the management of the Company. Our responsibility is to express an opinion on these based on our verification. This certificate is neither an assurance as to the future viability of the Company nor of the efficiency or effectiveness with which the management has conducted the affairs of the Company.

For Parikh Parekh & Associates
Practicing Company Secretaries

P. N. Parikh
Partner
FCS No.: 327 C. P. No.: 1228

Mumbai
Date: 22.11.2022
UDIN:F000327D001990205
PR No.:723/2020

Independent Auditor's Certificate on Compliance with the Corporate Governance requirements under SEBI (Listing Obligations and Disclosure Requirements) Regulations, 2015

To the Members of
Siemens Limited

1. This certificate is issued in accordance with the terms of our engagement letter dated 4 March 2019 and addendum to the engagement letter dated 14 November 2022.
2. We have examined the compliance of conditions of Corporate Governance by Siemens Limited ("the Company"), for the year ended 30 September 2022, as stipulated in regulations 17 to 27, clauses (b) to (i) and (t) of regulation 46(2) and paragraphs C, D and E of Schedule V of the Securities Exchange Board of India (Listing Obligations and Disclosure Requirements) Regulations, 2015 as amended from time to time ("Listing Regulations") pursuant to the Listing Agreement of the Company with Stock Exchanges.

Management's Responsibility

3. The compliance of conditions of Corporate Governance as stipulated under the listing regulations is the responsibility of the Company's Management including the preparation and maintenance of all the relevant records and documents. This responsibility includes the design, implementation and maintenance of internal control and procedures to ensure the compliance with the conditions of Corporate Governance stipulated in the Listing Regulations.

Auditors' Responsibility

4. Our examination was limited to procedures and implementation thereof, adopted by the Company for ensuring the compliance of the conditions of the Corporate Governance. It is neither an audit nor an expression of opinion on the financial statements of the Company.
5. Pursuant to the requirements of the Listing Regulations, it is our responsibility to provide a reasonable assurance whether the Company has complied with the conditions of Corporate Governance as stipulated in Listing Regulations for the year ended 30 September 2022.
6. We conducted our examination of the above corporate governance compliance by the Company in accordance with the Guidance Note on Reports or Certificates for Special Purposes (Revised 2016) and Guidance Note on Certification of Corporate Governance both issued by the Institute of the Chartered Accountants of India (the "ICAI"), in so far as applicable for the purpose of this certificate. The Guidance Note requires that we comply with the ethical requirements of the Code of Ethics issued by the ICAI.
7. We have complied with the relevant applicable requirements of the Standard on Quality Control (SQC) 1, Quality Control for Firms that Perform Audits and Reviews of Historical Financial Information, and Other Assurance and Related Services Engagements.

Opinion

8. In our opinion and to the best of our information and according to the explanations given to us, we certify that the Company has complied with the conditions of Corporate Governance as stipulated in the above-mentioned Listing Regulations.
9. We state that such compliance is neither an assurance as to the future viability of the Company nor the efficiency or effectiveness with which the management has conducted the affairs of the Company.

Restriction on use

10. The certificate is addressed and provided to the Members of the Company solely for the purpose of enabling the Company to comply with the requirement of the Listing Regulations and should not be used by any other person or for any other purpose. Accordingly, we do not accept or assume any liability or any duty of care for any other purpose or to any other person to whom this certificate is shown or into whose hands it may come without our prior consent in writing.

For **B S R & Co. LLP**

Chartered Accountants

Firm's Registration No: 101248W/W-100022

Farhad Bamji

Partner

Membership No: 105234

UDIN: 22105234BDTHLI9039

New Delhi

22 November 2022

General Shareholder Information

[As required by Schedule V to the Securities and Exchange Board of India (Listing Obligations and Disclosure Requirements) Regulations, 2015 (LODR)]

I. 65th Annual General Meeting

Members are requested to refer the notice of the Annual General Meeting (AGM) forming part of this Annual Report for details on the day, date, time and venue of the AGM as also the details regarding the dates of closure of Register of Members and share transfer books and dividend payment.

II. Financial Year / Calendar

The Company follows the period of 1st October to 30th September, as the Financial Year.

For the Financial Year 2022-23, Financial Results will be announced as per the following tentative schedule:

1 st quarter ending 31 st December 2022	Second week of February 2023
2 nd quarter ending 31 st March 2023	Second week of May 2023
3 rd quarter ending 30 th June 2023	Second week of August 2023
Year ending 30 th September 2023	Fourth week of November 2023

III. Listing on Stock Exchanges

The Equity Shares of the Company are listed on the following Stock Exchanges in India having nation-wide trading terminals:

BSE Ltd. (BSE)	National Stock Exchange of India Ltd. (NSE)
Phiroze Jeejeebhoy Towers Dalal Street, Mumbai - 400 001	Exchange Plaza, Plot No. C/1 G Block, Bandra-Kurla Complex, Bandra (E), Mumbai - 400 051

The Company has paid the listing fees for the Financial Year 2022-23 to the aforesaid Stock Exchanges.

The Company forms part of major indices of BSE and NSE. The Company's shares are also available for trading in the Futures & Options segment.

IV. Stock Code / Symbol

BSE	500550
NSE	SIEMENS EQ
International Securities Identification Number (ISIN)	INE003A01024
Corporate Identity Number (CIN) - allotted by the Ministry of Corporate Affairs	L28920MH1957PLC010839

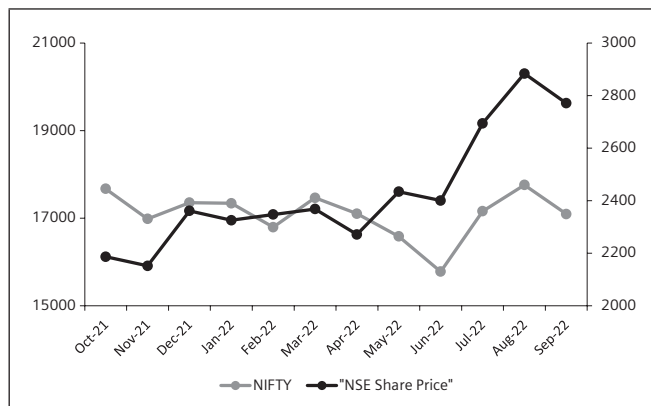
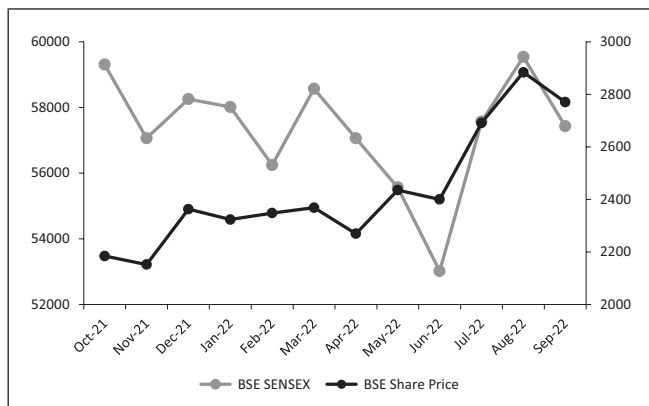
V. Market Price Data

- (1) The market price and volume of the Company's Equity Shares traded on BSE and NSE during each month of the last Financial Year from October 2021 to September 2022 are as follows:

Face Value of ₹ 2 each

	NSE			BSE		
	High	Low	Volume	High	Low	Volume
	₹	₹	Nos.	₹	₹	Nos.
October 2021	2,407.00	2,102.70	5,974,956	2,405.00	2,104.10	544,771
November 2021	2,440.00	2,021.00	7,640,278	2,438.50	2,023.15	640,607
December 2021	2,576.85	2,126.00	14,728,714	2,577.45	2,126.45	588,224
January 2022	2,454.00	2,176.25	7,671,379	2,453.85	2,182.95	474,855
February 2022	2,505.00	2,271.70	6,814,349	2,503.00	2,271.50	282,395
March 2022	2,437.95	2,178.00	5,147,133	2,437.60	2,177.50	160,670
April 2022	2,529.00	2,224.45	4,513,404	2,525.80	2,228.10	152,514
May 2022	2,469.00	2,150.10	7,926,557	2,467.00	2,150.75	324,575
June 2022	2,476.45	2,250.80	4,700,300	2,475.90	2,253.45	149,575
July 2022	2,813.00	2,366.30	8,405,033	2,812.80	2,364.30	637,718
August 2022	2,968.00	2,573.05	11,537,430	2,967.75	2,575.00	720,639
September 2022	3,138.50	2,672.00	6,631,138	3,136.80	2,670.35	263,136

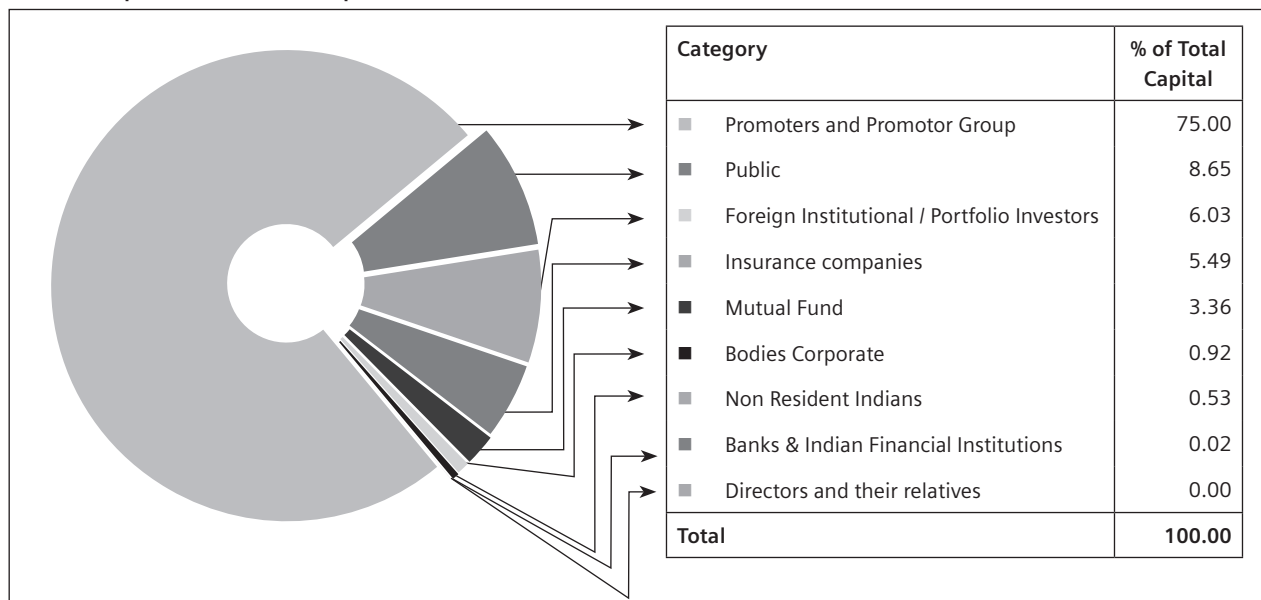
(2) The Company's closing share price movement during the Financial Year 2021-22 on BSE and NSE vis-à-vis respective indices:



VI. Distribution of Shareholding as on 30th September 2022

NUMBER OF EQUITY SHARES HELD (Face Value ₹ 2 each)	Member		Shares	
	Number	% to total	Number	% to total
1-500	129,505	92.28	6,100,841	1.71
501-1,000	4,260	3.04	3,252,437	0.91
1,001-2,000	2,808	2.00	4,182,078	1.17
2,001-3,000	1,311	0.93	3,301,859	0.93
3,001-4,000	780	0.56	2,763,765	0.78
4,001-5,000	365	0.26	1,680,812	0.47
5,001-10,000	651	0.46	4,577,465	1.29
10,001 & above	655	0.47	330,260,998	92.74
Total	140,335	100.00	356,120,255	100.00

VII. Members' profile as on 30th September 2022



No. of members as on 30 th September	2022	2021
		140,335

General Shareholder Information

[As required by Schedule V to the Securities and Exchange Board of India (Listing Obligations and Disclosure Requirements) Regulations, 2015 (LODR)]

VIII. Top Ten Members as on 30th September 2022

Sr. No.	Name of the Member ⁽¹⁾	Category	Number of Equity Shares of ₹ 2 each	% to total Capital
1	Siemens International Holding B.V. ⁽²⁾	Promoter	169,882,943	47.70
2	Siemens Gas and Power Holding B.V.	Promoter	85,468,862	24.00
3	Life Insurance Corporation of India	Insurance Company	13,635,853	3.83
4	Siemens Metals Technologies Vermögensverwaltungs GmbH ⁽²⁾	Promoter Group	11,738,108	3.30
5	Bharat Bijlee Limited	Body Corporate	2,138,160	0.60
6	Nippon Mutual Fund	Mutual Fund	2,136,007	0.60
7	NPS Trust	Pension Fund	2,070,888	0.58
8	Government Pension Fund Global	Foreign Portfolio Investors (Corporate)	2,020,126	0.57
9	ICICI Prudential Mutual Fund	Mutual Fund	1,656,398	0.47
10	SBI Life Insurance Company Limited	Insurance Company	1,330,935	0.37
Total			292,078,280	82.02

Notes:-

- (1) Clubbing of records are Permanent Account Number wise.
- (2) Indirect wholly owned subsidiaries of Siemens Aktiengesellschaft, Germany.

IX. Dematerialisation of Shares & Liquidity

The details of Equity Shares dematerialised and those held in physical form as on 30th September 2022 are given hereunder:

Particulars of Equity Shares	Equity Shares of ₹ 2 each		Members	
	Number	% of total	Number	% of total
Dematerialized form				
NSDL	348,460,946	97.85	82,443	58.75
CDSL	5,915,856	1.66	54,732	39.00
Sub-total	354,376,802	99.51	137,175	97.75
Physical Form	1,743,453	0.49	3,160	2.25
Total	356,120,255	100.00	140,335	100.00

X. **Share transfer system** – The Securities and Exchange Board of India (SEBI) has mandated transfer of securities only in dematerialised form.

XI. **Outstanding GDRs / ADRs / Warrants or any Convertible Instruments, conversion date and likely impact on equity**

The Company has not issued any such securities.

XII. **Commodity Price Risk / Foreign Exchange Currency Risk and Commodity Hedging activities**

The disclosure on Commodity Price Risk / Foreign Exchange Currency Risk and Commodity Hedging activities undertaken by the Company is reported under 'Corporate Governance Report' forming part of the Directors Report as Annexure IV.

XIII. **Registrar and Share Transfer Agent (RTA)**

Share related matters, dividend payment and all other investor related matters are attended to and processed by our Registrar and Share Transfer Agent viz. TSR Consultants Private Limited (TCPL).

For the convenience of Members based in the following cities, documents and letters will be accepted at the following offices of TCPL:

Location	Address
Mumbai	<p>a. TSR Consultants Private Limited C-101, 1st Floor, 247, Park, L.B.S. Marg, Vikhroli (West), Mumbai - 400083 Time: 10 a.m. to 5.00 p.m. (Monday to Friday) (excluding Bank Holidays) Phone: +91 (22) 81081 18484 Fax: +91 (22) 6656 8494 Email: csg-unit@tcplindia.co.in Website: www.tcplindia.co.in</p> <p>b. TSR Consultants Private Limited (Documents collection center) Building 17/19, Office No. 415 Rex Chambers, Ballard Estate, Walchand Hirachand Marg, Fort, Mumbai – 400 001 Time: 10 a.m. to 5.00 p.m. (Monday to Friday) (excluding Bank Holidays)</p>
Kolkata	<p>TSR Consultants Private Limited C/o Link Intime India Private Limited Vaishno Chamber, Flat No. 502 & 503, 5th Floor, 6, Brabourne Road, Kolkata - 700001 Time: 10 a.m. to 5.00 p.m. (Monday to Friday) (excluding Bank Holidays) Phone: +91 (33) 4008 1986 Email: csg-unit@tcplindia.co.in</p>
Ahmedabad	<p>TSR Consultants Private Limited C/o Link Intime India Private Limited Amarnath Business Centre-1 (ABC-1), Beside Gala Business Centre, Nr. St. Xavier's College Corner, Off. C.G. Road, Ellisbridge, Ahmedabad - 380006 Time: 10 a.m. to 5.00 p.m. (Monday to Friday) (excluding Bank Holidays) Phone: +91 (79) 2646 5179 Email: csg-unit@tcplindia.co.in</p>
Bengaluru	<p>TSR Consultants Private Limited C/o. Mr. D. Nagendra Rao, "Vaghdevi" 543/A, 7th Main, 3rd Cross, Hanumanthnagar, Bengaluru - 560019 Time: 10 a.m. to 5.00 p.m. (Monday to Friday) (excluding Bank Holidays) Phone: +91 (80) 2650 9004 Email: csg-unit@tcplindia.co.in</p>
New Delhi	<p>TSR Consultants Private Limited C/o Link Intime India Private Limited Noble Heights, 1st Floor, Plot No NH-2, C-1 Block, LSC Near Savitri Market, Janakpuri, New Delhi – 110058 Time: 10 a.m. to 5.00 p.m. (Monday to Friday) (excluding Bank Holidays) Phone: +91 (11) 4941 1030 Email: csg-unit@tcplindia.co.in</p>
Jamshedpur	<p>TSR Consultants Private Limited Qtr. No. L-4/5, Main Road, Bistupur (Beside Chappan - Bhog Sweet Shop), Jamshedpur - 831001 Time: 10 a.m. to 5.00 p.m. (Monday to Friday) (excluding Bank Holidays) Phone: +91 (657) 242 6937 Email: csg-unit@tcplindia.co.in</p>

XIV. Plant Locations

Location	Address
Maharashtra	1. E-76, Waluj, MIDC Area, Aurangabad – 431 136
	2. Plot No – A 1/2, Five Star MIDC Industrial Area, Shendra, Aurangabad – 431 201
	3. Plot No. C-1, Additional Industrial Area, MIDC, Ambad, Nashik - 422 010
	4. Plot 1, MIDC – TTC Industrial Area, Thane - Belapur Road, Airoli Node, Navi Mumbai - 400 708
Goa	1. L-6, Verna Industrial Estate, Verna - Salcete, Goa – 403 722
	2. N73 & N74, Verna Industrial Estate, Verna - Salcete, Goa – 403 722
Gujarat	R.S. No: 144, Opp. Makarpura Rly. Station, Maneja, Vadodara – 390 013
Karnataka	97/2, Devanahalli Road, Off Old Madras Road, Virgo Nagar, Bengaluru - 560 049
Puducherry	1. Unit -I, R.S No 16/8, Kurumbapet Village, Villianur Commune, Puducherry – 605 009
	2. Unit -II, R.S No 23/2A, Uruvaiyaru Road, Abishegapakkam, Puducherry - 605 007
Haryana	Plot No. 37, Ground Floor, Sector-18, Huda, Gurgaon – 122 015

General Shareholder Information

[As required by Schedule V to the Securities and Exchange Board of India (Listing Obligations and Disclosure Requirements) Regulations, 2015 (LODR)]

XV. Address for correspondence

Sr. No.	Particulars	Details
1.	Registered and Corporate Office:	Siemens Limited Birla Aurora, Level 21, Plot No. 1080, Dr. Annie Besant Road, Worli, Mumbai – 400 030, India Phone: +91 (22) 6251 7000 Fax: +91 (22) 2436 2403
2.	Website:	www.siemens.co.in
3.	Investor Relations Team:	Contact Person: Mr. Vinayak Deshpande Email: Corporate-Secretariat.in@siemens.com Phone: +91 (22) 6251 7000 Fax: +91 (22) 2436 2403 The Investor relations team of the legal department is located at the Registered Office.
4.	Designated email address for investor services: (for eg. Investor complaints / queries / correspondence)	Corporate-Secretariat.in@siemens.com

XVI. Credit ratings

The Company does not have any debt instruments, fixed deposit program or any scheme for mobilization of funds and accordingly it has not obtained any credit ratings during the financial year for these purposes.

XVII. Other Corporate Information

Bankers

Citibank N. A.
Deutsche Bank AG
The Hongkong and Shanghai Banking Corporation Ltd.
Standard Chartered Bank
HDFC Bank Ltd.
ICICI Bank Ltd.
State Bank of India

Auditors

B S R & CO. LLP

Secretarial Auditors

Parikh Parekh & Associates

Cost Auditors

R. Nanabhoy & Co.

XVIII. Unclaimed Shares

The details of equity shares held in 'Unclaimed Suspense Account' of the Company are as follows-

Sr. No.	Particulars	Details
1.	Aggregate number of Members lying in the unclaimed suspense account at the beginning of the Financial Year 2021 – 22	139
2.	Aggregate number of the outstanding equity shares lying in the unclaimed Suspense account at the beginning of the Financial Year 2021 – 22	25,170
3.	Number of Members who approached issuer for transfer of shares from unclaimed suspense account during the Financial Year 2021 – 22	5
4.	Number of Members to whom equity shares were transferred from unclaimed suspense account during the Financial Year 2021 – 22 (* Excluding transfer of shares to Investor Education and Protection Fund Authority pursuant to The Investor Education and Protection Fund Authority (Accounting, Audit, Transfer and Refund) Rules, 2016 and amendments thereto (IEPF Rules) under Companies Act, 2013.	2 ^(*)

Sr. No.	Particulars	Details
5.	Number of equity shares transferred from unclaimed suspense account during the Financial Year 2021 – 22 (* Including transfer of shares to Investor Education & Protection Fund Authority pursuant to the IEPF Rules under Companies Act, 2013.	20,605(*)
6.	Aggregate number of Members in the unclaimed suspense account lying at the end of Financial Year 2021 – 22.	61
7.	Aggregate number of outstanding equity shares in the unclaimed suspense account lying at the end of Financial Year 2021 – 22	4,565

All corporate benefits on such shares viz. Bonus shares, split of shares etc. shall be credited to the unclaimed suspense account, as applicable for a period of seven years and thereafter be transferred in accordance with the provisions of Section 124(5) and Section 124(6) of the Companies Act, 2013 read with IEPF Rules. The voting rights on such shares shall remain frozen until the rightful owner claims the Equity shares.

XIX. Note to the Investors / Members

a. Dematerialization of shares:

Members holding shares in physical form are requested to consider converting their holding to dematerialised form to eliminate risks associated with physical shares and for ease in portfolio management.

For further information / clarification / assistance in this regard, please refer

<https://new.siemens.com/in/en/company/investor-relations.html> or else contact TCPL.

b. Updation of KYC details:

As per SEBI Regulations, it is now mandatory for Members holding equity shares to update Permanent Account Number (PAN), Address, Bank account details and specimen signature with TCPL / Company / DP, if not done so far. The PAN and Aadhar also have to be compulsorily linked by 31st March 2023 or any other date specified by Central Board of Direct Taxes.

c. Electronic fund transfer details for remittance -

It is in Members interest to claim any un-encashed dividends and for future, opt for payment through Electronic remittance in case of shares in physical form and ensure that correct and updated particulars of bank account are available with Depository Participant (DP) in case of shares held in dematerialized form, so that dividends paid by the Company shall be credited to the investor's bank account on time.

d. Nomination:

It has been observed by the Company that many of its Members have not opted for nomination to the shares held by them and in case of demise of a Member without nomination; the lengthy and costly process of Transmission of shares has to be followed. Even as per SEBI Regulations, it is now mandatory to provide nomination details for Members holding shares by filling and submitting the nomination forms (to the Company / TCPL – for physical shares; to DP – for dematerialized shares) or opt out of nomination. The forms are also available on the website of the Company at <https://new.siemens.com/in/en/company/investor-relations/investor-services.html>

e. Members may also avail investor services by filing up applicable ISR forms as prescribed by SEBI and submitting the same to TCPL. The forms are also available on the website of the Company at <https://new.siemens.com/in/en/company/investor-relations.html>

No investor service related request shall be entertained until KYC, Bank and nomination details are not updated in the Company / TCPL records.

f. Deal only through SEBI registered intermediaries and give clear and unambiguous instructions to your broker / sub-broker / DP.

g. Keep copies of all your investment documentation i.e. Share Certificate etc.

h. Send share certificates, cheques, demand drafts etc. through registered post or courier.

General Shareholder Information

[As required by Schedule V to the Securities and Exchange Board of India (Listing Obligations and Disclosure Requirements) Regulations, 2015 (LODR)]

- i. Regarding change of address, contact details, bank details, nomination, registration of power of attorney, change in e-mail address, etc., Members holding shares in physical form should notify the RTA and those who are holding shares in demat mode, should send their instructions directly to their DP. This will help the Company and TCPL to provide efficient and better services.
- j. **Transmission of Shares:** The claimants shall contact the RTA who will guide on the procedure for obtaining the Letter of Confirmation in their favour basis the requisite legal documents or following the procedure as per applicable SEBI regulations. The ISR 5 form to facilitate such transmission requests is available on the website of the Company at <https://new.siemens.com/in/en/company/investor-relations.html>
- k. **Loss of Shares:** In case of loss/misplacement of shares, Members should immediately lodge a complaint/FIR with the police (for value of shares in excess of INR 5 Lakhs) and then inform the RTA who will guide on the procedure of obtaining the Letter of Confirmation in lieu of physical shares. The ISR 4 form to facilitate such requests is available on the website of the Company at <https://new.siemens.com/in/en/company/investor-relations.html>
An overseas Member, instead of filing a police complaint is permitted to provide a self declaration of the shares certificate lost which shall be notarized by the Indian Consulate in their country of residence along with self-attested copies of valid passport and overseas address proof.
- l. **Non-Resident Members:** Non-Resident Members are requested to immediately notify the following to the Company in respect of shares held in Physical form and to their DPs in respect of shares held in Dematerialised form:
 - Indian address for sending all communications, if not provided so far;
 - Change in their residential status on return to India for permanent settlement;
 - Particulars of the Bank Account maintained with a bank in India, if not furnished earlier; and
 - RBI Permission number with date to facilitate prompt credit of dividend in their Bank Accounts.

On behalf of the Board of Directors
For **Siemens Limited**

Deepak S. Parekh
Chairman
DIN - 00009078

New Delhi
Tuesday, 22nd November 2022

ANNEXURE VI TO THE DIRECTORS' REPORT

Annual Report on Corporate Social Responsibility Activities

FY 2021-22



Mentoring students for science projects



Distribution of hygiene and shelter kit in East Bhellapara



SHG supported with machinery



Internship for engineering students



Farm livelihood



Science fairs in schools



Mechatronics training



In-plant training of ITI trainees



Watershed interventions



Advanced Mechatronics Lab



Sustainable farming



Maternal health awareness

1. Brief outline on CSR Policy of the Company

Corporate Social Responsibility at a glance

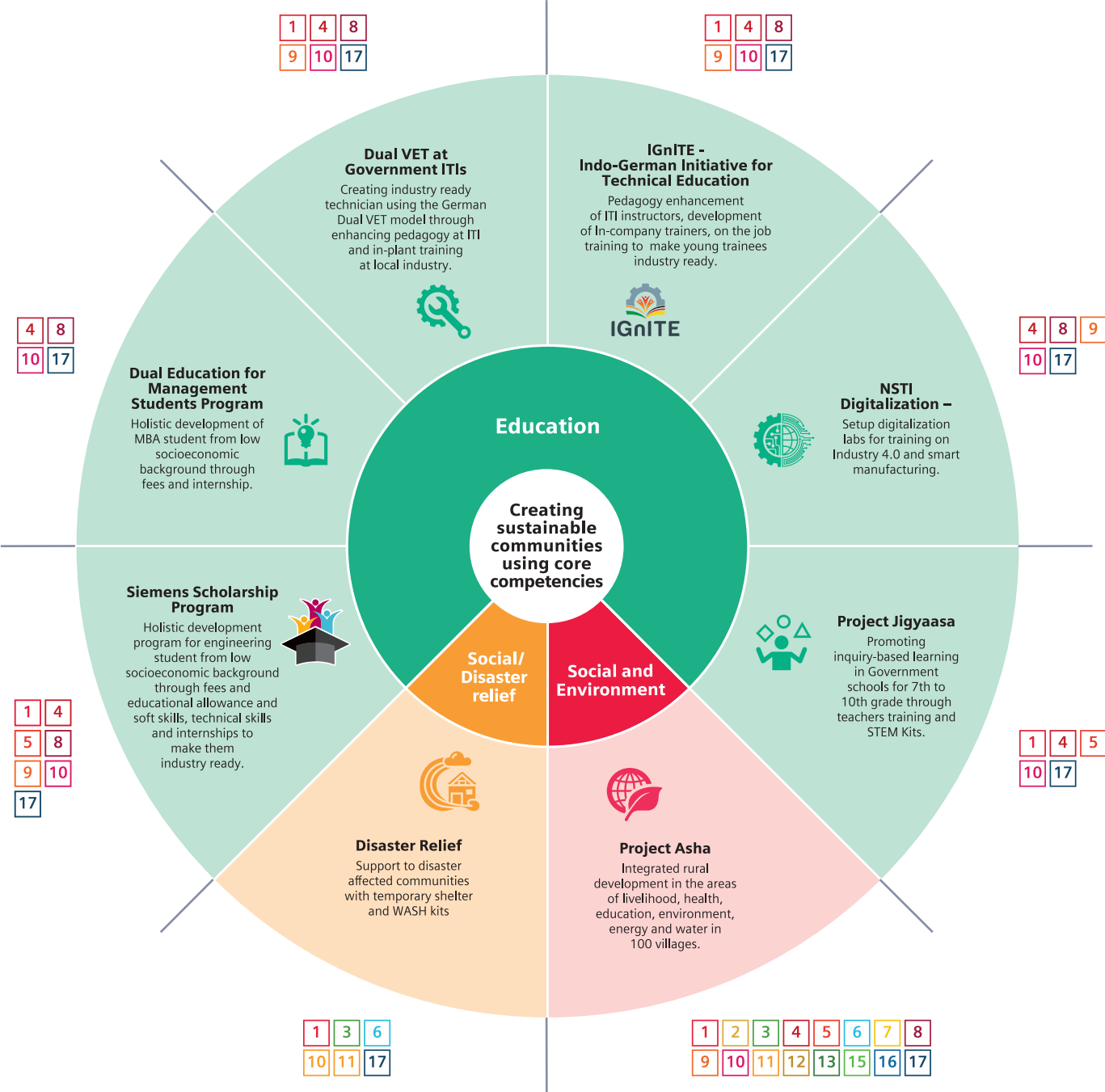
As a technology company, Siemens is driven by the aspiration to address the world's most profound challenges by leveraging the convergence of digitalization and sustainability. We take the lead and transform the everyday for billions of people by creating technology with purpose, that provide answers for a better future and creates value for all our stakeholders.

At Siemens our commitment is to improve quality of life and create lasting value for the society. Based on the UN Sustainable Development Goals and our core competencies, Siemens in India has defined 3 strategic focus areas for its Corporate Social Responsibility: Education, Social and Environment. To achieve sustainable impact on the communities, we partner with a broad number of external stakeholders to implement our projects on the ground.



Our focus areas

CSR activities in relation to SDGs



Creating social impact

Most of our CSR activities are long-term projects that are designed to create sustainable value to society by focusing on strengthening the skilling ecosystem, promotion of innovations that sustain the environment and enhance living conditions. Siemens' disaster relief activities support vulnerable communities with essentials and temporary shelter following a disaster. In 2021-22, our CSR activities contributed to improving 5 key areas.

1 Developing local jobs and skills

Partnered with **2,000+** local industry to make Technicians industry ready

1,100+ ITI instructors trained on German Dual VET pedagogy

32,000+ ITI trainees exposed to Dual VET pedagogy

2,400+ trainees undergone In-plant training at partner industries

23,000+ students exposed to STEM

617 Engineering Students made Industry Ready of which **50%** are girls

2 Driving Innovation

4 lighthouses to promote digitalization/ Industry 4.0

Set-up of **7** self-sustaining livelihood centers running on solar energy

1,500+ STEM projects presented as part of Science Fairs

3 Sustaining Environment

Water storage potential of **292** million litres created

83 kW solar energy created

11,000+ saplings planted

4 Improving Quality of Life

145-acre land made arable with use of technology solutions

Maternal health awareness and health check-ups leading **90%** of institutional deliveries reducing infant and maternal mortality

Humanitarian assistance to flood affected communities in **16 villages** in Assam supporting **6,600+** individuals

5 Supporting Societal Transformation

Rise in income by **55%** due to agricultural and non-agricultural activities

70% women are now bread earners for the family due to livelihood intervention

Transforming the living conditions of **20,000+** individuals



2. Composition of the CSR Committee

Sl. No.	Name of Director	Designation / Nature of Directorship	Number of meetings of CSR Committee held during the year	Number of meetings of CSR Committee attended during the year
1	Mr. Deepak S. Parekh	Chairman	2	2
2	Mr. Sunil Mathur	Member	2	2
3	Dr. Daniel Spindler	Member	2	2
4	Mr. Johannes Apitzsch	Member	2	2

3. Provide the web-link where Composition of CSR committee, CSR Policy and CSR projects approved by the board are disclosed on the website of the company.

Composition of CSR Committee:

sie.ag/3G5Uib7

CSR Policy:

sie.ag/3HRDlwS

CSR projects:

sie.ag/3vqlbQ1

4. Provide the details of Impact assessment of CSR projects carried out in pursuance of sub-rule (3) of rule 8 of the Companies (Corporate Social Responsibility Policy) Rules, 2014, if applicable (attach the report).

Voluntary impact assessment undertaken for Siemens Scholarship Program Batch IV by independent agency Samhita Social Ventures, refer to executive summary as per Annexure – Impact Assessment of the Siemens Scholarship Program Batch IV.

5. (a) Average net profit of the company as per sub-section (5) of section 135.

₹ 13,588.64 million

(b) Two percent of average net profit of the company as per sub-section (5) of section 135.

₹ 271.8 million

(c) Surplus arising out of the CSR Projects or programmes or activities of the previous financial years.

Nil

(d) Amount required to be set-off for the financial year, if any.

₹ 2.5 million

(e) Total CSR obligation for the financial year [(b)+(c)-(d)].

₹ 269.3 million

6. (a) Amount spent on CSR Projects (both Ongoing Project and other than Ongoing Project).

₹ 264.8 million

(b) Amount spent in Administrative Overheads.

₹ 13.6 million

(c) Amount spent on Impact Assessment, if applicable.

Nil

(d) Total amount spent for the Financial Year [(a)+(b)+(c)].

₹ 278.4 million

(e) CSR amount spent or unspent for the Financial Year:

Total Amount Spent for the Financial Year. (₹ in million)	Amount Unspent (₹ in million)				
	Total Amount transferred to Unspent CSR Account as per subsection (6) of section 135.		Amount transferred to any fund specified under Schedule VII as per second proviso to sub-section (5) of section 135.		
	Amount	Date of transfer	Name of the Fund	Amount	Date of transfer
278.4	Not applicable	Not applicable	Not applicable	Not applicable	Not applicable

(f) Excess amount for set-off, if any:

Sl. No.	Particular	Amount (₹ in million)
(i)	Two percent of average net profit of the company as per sub-section (5) of section 135	271.8
(ii)	Total amount spent for the Financial Year	278.4
(iii)	Excess amount spent for the Financial Year [(ii)-(i)]	6.6
(iv)	Surplus arising out of the CSR projects or programmes or activities of the previous Financial Years, if any	0
(v)	Amount available for set off in succeeding Financial Years [(iii)-(iv)]	6.6

7. Details of Unspent Corporate Social Responsibility amount for the preceding three Financial Years:

Not applicable.

8. Whether any capital assets have been created or acquired through Corporate Social Responsibility amount spent in the Financial Year:

Yes

If yes, enter the number of Capital assets created/ acquired. **46**

Furnish the details relating to such asset(s) so created or acquired through Corporate Social Responsibility amount spent in the Financial Year:

₹ in million

(1)	(2)	(3)	(4)	(5)	(6)		
Sl. No.	Short particulars of the property or asset(s) [including complete address and location of the property]	Pincode of the property or asset(s)	Date of creation	Amount of CSR amount spent	Details of entity/ Authority/ beneficiary of the registered owner		
					CSR Registration Number, if applicable	Name	Registered address
1	Upgrade 1 lab with CAD CAM software and set-up of 4 digitalization labs at National Skill Training Institute, Gill Road, Janta Nagar, Ludhiana, Punjab	141003	15/09/2022	10.66	N/A	National Skill Training Institute, Ludhiana	Refer column 2
2	Upgrade 1 lab with CAD CAM software at National Skill Training Institute, Opposite Shivam, Vidya Nagar, Hyderabad, Tenlangana	500007	20/09/2022	5.39	N/A	National Skill Training Institute, Vidya Nagar	Refer column 2

(1)	(2)	(3)	(4)	(5)	(6)		
Sl. No.	Short particulars of the property or asset(s) [including complete address and location of the property]	Pincode of the property or asset(s)	Date of creation	Amount of CSR amount spent	Details of entity/ Authority/ beneficiary of the registered owner		
					CSR Registration Number, if applicable	Name	Registered address
3	Upgrade 1 lab with CAD CAM software and set-up of Mechatronics lab at National Skill Training Institute, Off Tumkur Road, Outer Ring Road, Yeswanthpur, Bangalore, Karnataka	560022	21/09/2022	3.78	N/A	National Skill Training Institute, Bangalore	Refer column 2
4	Upgrade 1 lab with CAD CAM software and set-up Mechatronics lab at National Skill Training Institute, Govindapuram, Calicut, Kerala	673016	21/09/2022	3.78	N/A	National Skill Training Institute, Calicut	Refer column 2
5	New check dams constructed at Patilpada Taluka Mokhada District Palghar	401604	25/03/2022	2.26	N/A	Patilpada Koshimshet-Dhamanshet Grampanchayat	Refer column 2
6	New check dams constructed at Thakurwadi Taluka Mokhada District Palghar	401604	25/03/2022	2.52	N/A	Thakurwadi Koshimshet-Dhamanshet Grampanchayat	Refer column 2
7	New check dams constructed Adoshi Taluka Mokhada District Palghar	401604	28/03/2022	2.26	N/A	Adoshi Grampanchayat	Refer column 2
8	6.32 kW solar based lifting irrigation system at Washind, Gomghar-Washind Grampanchayat, Taluka Mokhada, District Palghar	401604	25/03/2022	1.27	N/A	Washind, Gomghar-Washind Grampanchayat	Refer column 2
9	2.37kW solar based lifting irrigation system at Dolhara, Dolhara Grampanchayat, Taluka Mokhada, District Palghar	401604	28/03/2022	1.73	N/A	Dolhara, Dolhara Grampanchayat	Refer column 2
10	2.37kW solar based lift system for drinking water and 2HP submersible pump at Mohpada, Adoshi Grampanchayat, Taluka Mokhada, District Palghar	401604	29/03/2022	0.90	N/A	Mohpada, Adoshi Grampanchayat	Refer column 2
11	2kW solar based lift system for drinking water and 2HP submersible pump at Dolhara, Dolhara Grampanchayat, Taluka Mokhada, District Palghar	401604	30/03/2022	1.71	N/A	Dolhara, Dolhara Grampanchayat	Refer column 2

(1)	(2)	(3)	(4)	(5)	(6)		
Sl. No.	Short particulars of the property or asset(s) [including complete address and location of the property]	Pincode of the property or asset(s)	Date of creation	Amount of CSR amount spent	Details of entity/ Authority/ beneficiary of the registered owner		
					CSR Registration Number, if applicable	Name	Registered address
12	Installation of clean drinking water system at Saprewadi, Gomghar Grampanchayat, Taluka Mokhada, District Palghar	401604	30/03/2022	0.51	N/A	Saprewadi, Gomghar Grampanchayat	Refer column 2
13	Installation of clean drinking water system at Sadakwadi, Koshimshet-Dhamanshet Grampanchayat, Taluka Mokhada, District Palghar	401604	25/04/2022	0.55	N/A	Sadakwadi, Koshimshet-Dhamanshet Grampanchayat	Refer column 2
14	Rice grain grader and packaging unit and shop for Shramik Adiwasi SHG, Mokhada. Gonde, Sakhari-Gonde Grampanchayat, Taluka Mokhada, District Palghar	401604	30/09/2022	1.37	N/A	Gonde, Sakhari-Gonde Grampanchayat	Refer column 2
15	New well constructed at Patilpada, Koshimshet-Dhamanshet Grampanchayat Mokhada, District Palghar	401604	25/03/2022	0.94	N/A	Patilpada, Koshimshet-Dhamanshet Grampanchayat	Refer column 2
16	New well constructed at Thakurwadi, Koshimshet-Dhamanshet Grampanchayat Mokhada, District Palghar	401604	25/03/2022	0.99	N/A	Thakurwadi, Koshimshet-Dhamanshet Grampanchayat	Refer column 2
17	New well constructed at Mohpada, Aadoshi Grampanchayat Mokhada, District Palghar	401604	28/03/2022	1.09	N/A	Mohpada, Aadoshi Grampanchayat	Refer column 2
18	Millet threshers to SHG Pragati Swayamsahayata Mahila Bachat Shelampada, Gomghar-Washind Grampanchayat, Taluka Mokhada, District Palghar	401604	30/11/2021	0.04	N/A	Shelampada, Gomghar-Washind Grampanchayat	Refer column 2
19	Millet threshers to SHG Shivshakti Swayamsahayata Mahila Bachat Gat Washind Washind, Gomghar-Washind Grampanchayat, Taluka Mokhada, District Palghar	401604	30/11/2021	0.04	N/A	Washind, Gomghar-Washind Grampanchayat	Refer column 2
20	Millet threshers to SHG Pragati Swayamsahayata Mahila Bachat Gat, Mohpada, Adoshi Grampanchayat, Taluka Mokhada, District Palghar	401604	30/11/2021	0.04	N/A	Mohpada, Adoshi Grampanchayat	Refer column 2

(1)	(2)	(3)	(4)	(5)	(6)		
Sl. No.	Short particulars of the property or asset(s) [including complete address and location of the property]	Pincode of the property or asset(s)	Date of creation	Amount of CSR amount spent	Details of entity/ Authority/ beneficiary of the registered owner		
					CSR Registration Number, if applicable	Name	Registered address
21	Millet threshers to SHG Mahalakshmi Swayamsahayata Mahila Bachat Gat, Dhamanshet, Koshimshet-Dhamanshet Grampanchayat Mokhada, District Palghar	401604	30/11/2021	0.04	N/A	Dhamanshet, Koshimshet-Dhamanshet Grampanchayat	Refer column 2
22	Millet threshers to SHG Kalyani Swayamsahayata Mahila Bachat Gat, Koshimshet, Koshimshet-Dhamanshet Grampanchayat Mokhada, District Palghar	401604	30/11/2021	0.04	N/A	Koshimshet, Koshimshet-Dhamanshet Grampanchayat	Refer column 2
23	Millet threshers to SHG Sauli Swayamsahayata Mahila Bachat Gat, Sauli Swayamsahayata Mahila Bachat Gat, Bedukpada, Bedukpada, Koshimshet-Dhamanshet Grampanachyat Mokhada, District Palghar	401604	30/11/2021	0.04	N/A	Bedukpada, Koshimshet-Dhamanshet Grampanachyat	Refer column 2
24	Millet threshers to SHG Kulswamini Swayamsahayata Mahila Bachat Gat, Dolhara, Dolhara Grampanchayat, Taluka Mokhada, District Palghar	401604	30/11/2021	0.04	N/A	Dolhara, Dolhara Grampanchayat	Refer column 2
25	Millet threshers to SHG Mauli mahila Bachat Gat, Kundachapada, Ase Grampanchayat, Taluka Mokhada, District Palghar	401604	30/11/2021	0.04	N/A	Kundachapada, Ase Gram panchayat	Refer column 2
26	Rice mill-cum-pulverizer to SHG Koshimshet, Koshimshet-Dhamanshet Grampanchayat Mokhada, District Palghar	401604	31/12/2021	0.07	N/A	Koshimshet, Koshimshet-Dhamanshet Grampanachyat	Refer column 2
27	Rice mill-cum-pulverizer to SHG Adoshi, Adoshi Grampanchayat, Taluka Mokhada, District Palghar	401604	31/12/2021	0.07	N/A	Adoshi, Adoshi Grampanchayat	Refer column 2
28	Vermi compost unit to SHG Dolhara, Dolhara Grampanchayat, Taluka Mokhada, District Palghar.	401604	30/09/2022	0.16	N/A	Dolhara, Dolhara Grampanchayat	Refer column 2
29	Electric dryer unit and 5.25kW solar system to SHG Sakharwadi, Dolhara Grampanchayat, Taluka Mokhada, District Palghar	401604	30/09/2022	0.93	N/A	Sakharwadi, Dolhara Grampanchayat	Refer column 2

(1)	(2)	(3)	(4)	(5)	(6)		
Sl. No.	Short particulars of the property or asset(s) [including complete address and location of the property]	Pincode of the property or asset(s)	Date of creation	Amount of CSR amount spent	Details of entity/ Authority/ beneficiary of the registered owner		
					CSR Registration Number, if applicable	Name	Registered address
30	Digital Soil testing kit at Mokhada, Mokhada Nagarpanchayat, Taluka Mokhada, District Palghar	401604	31/01/2022	0.14	N/A	Mokhada, Mokhada Nagarpanchayat	Refer column 2
31	Installation of Soilsens station at Dolhara, Dolhara Grampanchayat, Taluka Mokhada, District Palghar	401604	21/09/2022	0.10	N/A	Dolhara, Dolhara Grampanchayat	Refer column 2
32	5.35kW on grid solar system, 2kW off grid solar system and 3kW off grid inverter for packaging unit at central livelihood center Gonde, Sakhari-Gonde Grampanchayat, Taluka Mokhada, District Palghar	401604	29/09/2022	0.63	N/A	Gonde, Sakhari-Gonde Grampanchayat	Refer column 2
33	Rice mill-cum-pulverizer, hot oil press machine, rice puffing machine and shade with installation of 6.7kW solar system at livelihood centre to SHG Sadakwadi, Koshimshet-Dhamanshet Grampanchayat, Taluka Mokhada, District Palghar	401604	15/08/2022	1.37	N/A	Sadakwadi, Koshimshet-Dhamanshet Grampanchayat	Refer column 2
34	Installation of 6.7kW solar system for livelihood centre to SHG Suryamal Katkaripada, Suryamal Grampanchayat, Taluka Mokhada, District Palghar	401604	05/09/2022	0.58	N/A	Suryamal Katkaripada, Suryamal Grampanchayat	Refer column 2
35	Installation of 6.7kW solar system for livelihood centre to SHG Navlyachapada, Ase Grampanchayat, Taluka Mokhada, District Palghar	401604	30/05/2022	0.56	N/A	Navlyachapada, Ase Grampanchayat,	Refer column 2
36	Installation of 6.7kW solar system for livelihood centre to Karoli, Ase Grampanchayat, Taluka Mokhada, District Palghar	401604	30/09/2022	0.64	N/A	Karoli, Ase Grampanchayat	Refer column 2
37	Installation of 6.7kW solar system for livelihood centre to SHG Swaminagar, Ase Grampanchayat, Taluka Mokhada, District Palghar	401604	30/09/2022	0.59	N/A	Swaminagar, Ase Grampanchayat	Refer column 2
38	Installation of 6.7kW solar system for livelihood centre to Balvikas Swayamsahayata Mahila Bachat Gat SHG at Bhawaniwadi, Suryamal Grampanchayat, Taluka Mokhada, District Palghar	401604	30/09/2022	0.56	N/A	Bhawaniwadi Suryamal Grampanchayat	Refer column 2

(1)	(2)	(3)	(4)	(5)	(6)		
Sl. No.	Short particulars of the property or asset(s) [including complete address and location of the property]	Pincode of the property or asset(s)	Date of creation	Amount of CSR amount spent	Details of entity/ Authority/ beneficiary of the registered owner		
					CSR Registration Number, if applicable	Name	Registered address
39	Installation of 6.7kW solar system for livelihood centre to SHG Pathardi, Pathardi-Botoshi Grampanchayat, Taluka Mokhada, District Palghar	401604	30/09/2022	0.57	N/A	Pathardi, Pathardi-Botoshi Grampanchayat	Refer column 2
40	New sub surface bund at Washind, Gomghar-Washind Grampanchayat, Taluka Mokhada, District Palghar	401604	25/04/2022	0.09	N/A	Washind, Gomghar-Washind Grampanchayat	Refer column 2
41	New sub surface bund at Karoli, Aase Grampanchayat, Taluka Mokhada, District Palghar	401604	25/05/2022	0.12	N/A	Karoli, Aase Grampanchayat	Refer column 2
42	2 computers and 1 projector at Islamia High School 44, Hare Krishna Konar Road, P.S. - Beniapurkur, P.O. - Entally, Kolkata	700014	19/09/2022	0.13	N/A	Islamia High School	Refer column 2
43	2 computers and 1 projector at The Calcutta Emmanuel School 56A, Prince Gulam Hussain Shah Rd, Arabind Nagar, Golf Green, Kolkata, West Bengal	700032	19/09/2022	0.13	N/A	The Calcutta Emmanuel School	Refer column 2
44	2 computers and 1 projector at Jagacha High School Santragachi, Mohiary Road; PO: Gip Colony; Howrah	711112	19/09/2022	0.13	N/A	Jagacha High School	Refer column 2
45	2 computers and 1 projector at Napathy High School PO. Sucupira; PS.: Nischinda; Howrah	711227	19/09/2022	0.13	N/A	Napathy High School	Refer column 2
46	2 computers and 1 projector at Nischinda Balika Vidyapith Sukanta Sarani, PO: Ghoshpara; PS: Nischinda; Bally; Howrah	711227	19/09/2022	0.13	N/A	Nischinda Balika Vidyapith	Refer column 2

9. Specify the reason(s), if the company has failed to spend two per cent of the average net profit as per section 135(5). - Not applicable.

On behalf of the Board of Directors

For Siemens Limited

Deepak S. Parekh
Chairman of CSR Committee
DIN: 00009078

Sunil Mathur
Managing Director and Chief Executive Officer
DIN: 02261944

Date: 22nd November 2022

Annexure – Impact Assessment of the Siemens Scholarship Program Batch IV

Executive Summary

The impact assessment of the 'Siemens Scholarship Program' Batch IV was undertaken by Samhita Social Ventures in July 2022 to assess:

1. the efficiency of the initiative implementation in achieving the desired initiative outputs, inclusion of emergent best practices, and areas of concern in initiative implementation
2. the effectiveness of the initiative in achieving planned initiative outcomes and impacts vis-à-vis the mutually created Theory of Change
3. the impact of the programme on the stakeholders involved in the programme The study adopted a mixed methodology approach to collect primary and secondary data using qualitative and quantitative methods.

Project overview

Siemens Scholarship Program is designed to enable completion of technical education amongst meritorious students from economically disadvantaged backgrounds through the provision of financial assistance (course fees and annual expenses) and capacities building by providing counselling, mentorship, internships, technical trainings on mechatronics, business and functional competencies and soft skills training over the four-year undergraduate course period. The aim of Siemens Scholarship Program is to promote and support technical education to make industry-ready engineers and provide access to employment opportunities.

Key Performance Indicators

A set of indicators under process efficiency and program effectiveness have been used to rate the programme under each parameter.

Process Efficiency

- 1 **Designing the programme** → overall rating extremely Satisfactory
 - The company recognised India's need for skilled, industry-ready engineers and designed the program accordingly.
 - The program design process was guided by two components: extensive process of stakeholder consultation and German Dual Education and Training structure.
 - Eligible students are identified from government engineering colleges across the country, with a specific focus on areas outside of Tier 1 cities.
 - Applicants are evaluated based on merit and vulnerability/need. In addition, 50% of scholarships provided are reserved for girls.
- 2 **Support provided to students** → overall rating Satisfactory
 - In interviews, multiple students reported the financial support component as being of significant help to them and their families as they did not have to worry about finding ways to finance their education and could focus on their education and careers.
 - Students were satisfied with the soft skills sessions, with these sessions helping to refine communication skills and provide training on how best to present oneself in the workplace.
 - 95% agreed that the guidance counsellors were able to identify their weaknesses and problem areas and help them overcome them through the course of the program.
 - According to qualitative interviews, students found the Business and functional competencies sessions to have been helpful in gaining an understanding of topics in finance.
 - Interviews reveal the internship to often be a highlight in students' experience of the program, instilling confidence and creating learning opportunities otherwise inaccessible from within the classroom.
 - Additionally, students reported that aligning internships to their interests would be more beneficial for their future.
 - 33.6% of the students reported that they were extremely satisfied with the internships arranged for them.
 - SSP helped increase the self-confidence and self-esteem of 79.5% of the respondents.
 - 70.5% of the respondents reported that the program helped them prepare for how to approach group discussions and personal interviews.

Programme Effectiveness

1 Improved access to education → overall rating Satisfactory

- 48.6% of the students were first-generation learners, being the first from their families to go to college or be enrolled for graduation.
- 88.5% of the respondents reported that their college fees and expenses during their under-graduation education was entirely financed through Siemens Scholarship Program.
- 91.8% of the respondents reported that the scholarship provided the opportunity to pursue engineering undergraduate education. During the interviews with the students, they reported that they might have gone for an educational loan to continue their degree.
- 12.3% of the respondents reported that receiving financial assistance after they had paid the fees was a challenge faced by them.
- 70.5% of the respondents reported that the scholarship served as motivation for improved academic performance.

2 Improved employability → overall rating extremely Satisfactory

- 85.2% of the respondents reported that the scholarship program helped improve their soft skills.
- 83.6% of the respondents reported that the scholarship program helped provide them with functional skills and exposure needed for jobs.
- 77% of the respondents reported improvement in technical skills and practical exposure of their field of study.
- 68% of the respondents reported participation in the scholarship program as beneficial as it was viewed favourably by recruiters, reporting managers, or post-graduate and Ph.D. admissions panels.

3 Improved economic status → overall rating extremely Satisfactory

- 77% of the respondents reported that they are currently employed full time.
- 79% of the currently working respondents were earning more than ₹ 2,00,000 per annum.
- 2.9% of the respondents currently earn more than ₹ 24,00,000 per annum.
- The increase in income levels of the respondents had increased the annual expenditure on health from before the program to after the program.
- The increase in income was reflected in the improved living condition of the respondents as reported during the survey.

Recommendations

Building an Alumni Network	<ul style="list-style-type: none"> • Institutionalising an alumni network would help in fostering communication, collaboration, mentorship and support within and across batches.
Automation to support coordination with students	<ul style="list-style-type: none"> • While regular coordination and check-ins are essential to ensure that processes are properly executed and student participation is assured, these processes could be supported with automation integrated into the web-portal.
Improved alignment with student streams and interests	<ul style="list-style-type: none"> • Aligning the internship with the students streams and interests could help improve the student's experience of the internship and employability skills. • To enhance support provided to students from other streams, other training and certifications could be added alongside mechatronics. • The profile of the batch can be analysed, and sufficient partnerships can be identified with organisations working across different engineering streams to ensure that all students will be allotted internships according to their streams for both internships. • Students' preferences can be collated using a digital form to ensure mapping takes place in accordance with career aspirations and interest areas.
Knowledge dissemination and alliances to increase the scale of impact	<ul style="list-style-type: none"> • India has seen many instances of interventions implemented as pilot projects being adopted and scaled up by the government and other organisations. • The Siemens Scholarship Program could serve as a model for how the benefits of the Dual education and training system could be integrated with technical education across the country.

Conclusion

The scholarship program enabled 142 students from financially disadvantaged background to complete their undergraduate engineering degree. It was able to bring a sustainable change among the participants to prepare industry-ready engineering students. The improved economic status of the respondents could be attributed to the scholarship program given that many of the students would be paying off loans or would not have completed their under-graduation degree. Overall, students reported a high satisfaction with the programme.

Samhita Social Ventures Private Limited

224, Sri, Najundeshwara Edifice, Bannerghatta Main Road,
Arekere, Bengaluru, Karnataka - 560076.

Statement of Disclosure of Remuneration

Pursuant to Section 197 of the Act and Rule 5(1) of the Companies (Appointment and Remuneration of Managerial Personnel) Rules, 2014

- i. Ratio of the remuneration of each Whole-time Director to the median remuneration of the employees of the Company for the Financial Year 2021-22, the percentage increase in remuneration of Chief Executive Officer, Chief Financial Officer and Company Secretary during the Financial Year 2021-22:

Sr. No.	Name of Director / Key Managerial Personnel	Designation	Ratio of remuneration of each Director to median remuneration of employees	Percentage increase in Remuneration
1.	Mr. Sunil Mathur	Managing Director and Chief Executive Officer	71:1	3
2.	Dr. Daniel Spindler	Executive Director and Chief Financial Officer	33:1	4
3.	Mr. Ketan Thaker	Company Secretary	Not applicable	12.36

Notes:

- (a) The Independent Directors / Non-executive Directors of the Company are entitled for sitting fees and commission as per the statutory provisions and within the limits approved by the Members. The Non-executive Directors of the Company have opted not to accept any sitting fees and commission. The details of remuneration of Non-executive Directors are provided in the Corporate Governance Report. The ratio of remuneration and percentage increase for remuneration of Non-executive Directors is therefore not considered for the above purpose.
- (b) Percentage increase in managerial remuneration indicates annual target total compensation increase, as approved by the Nomination and Remuneration Committee of the Company during the Financial Year 2021-22.
- ii. The percentage increase in the median remuneration of employees for the Financial Year was 9%.
- iii. The Company had 8,317 permanent employees on the rolls of the Company as on 30th September 2022.
- iv. Average percentage increase made in the salaries of employees other than the managerial personnel in FY 2021-22 was 9% whereas the increase in the managerial remuneration was 3.5%. The average increase every year is an outcome of Company's market competitiveness as against its peer group companies. In keeping with the Company's reward philosophy and benchmarking results, the increase during FY2021-22 reflect the market practice.
- v. It is hereby affirmed that the remuneration paid during FY 2021-22 is as per the Remuneration Policy of the Company.

On behalf of the Board of Directors
For **Siemens Limited**

Deepak S. Parekh

Chairman

DIN: 00009078

New Delhi

Tuesday, 22nd November 2022

Form No. AOC-2

Pursuant to clause (h) of sub-section (3) of Section 134 of the Act and Rule 8(2) of the Companies (Accounts) Rules, 2014

Form for disclosure of particulars of contracts / arrangements entered into by the Company with related parties referred to in sub-section (1) of Section 188 of the Act including certain arm's length transactions under third proviso thereto:

1. Details of contracts or arrangements or transactions not at arm's length basis: Nil
2. Details of material contracts or arrangements or transactions at arm's length basis: Nil

On behalf of the Board of Directors

For **Siemens Limited**

Deepak S. Parekh

Chairman

DIN: 00009078

New Delhi

Tuesday, 22nd November 2022

Particulars of Loans, Guarantees or Investments

Pursuant to Section 186(4) read with Section 134(3)(g) of the Act

(₹ in Million)

Sr. No.	Nature of transaction (loans given / investments made / guarantees given / security provided)	Purpose for which loan / guarantees / security is proposed to be utilised by the recipient	As at 30.09.2022	As at 30.09.2021	Maximum outstanding during the year
1.	Loans and Advances:				
	Siemens Financial Services Private Limited	Working capital and general corporate purpose	5,990	7,400	7,960
	Siemens Factoring Private Limited		1,070	680	1,500
	Siemens Technology and Services Private Limited		0	0	190
2.	Investments:				
	Siemens Rail Automation Private Limited	Equity investment	550	550	Not Applicable
	C&S Electric Limited		21,637	21,570	Not Applicable
	Sunsole Renewables Private Limited		14.10	0	Not Applicable

On behalf of the Board of Directors

For **Siemens Limited****Deepak S. Parekh**

Chairman

DIN - 00009078

New Delhi

Tuesday, 22nd November 2022

FORM No. MR-3

SECRETARIAL AUDIT REPORT

FOR THE FINANCIAL YEAR ENDED 30TH SEPTEMBER, 2022

(Pursuant to Section 204 (1) of the Companies Act, 2013 and Rule No. 9 of the Companies (Appointment and Remuneration of Managerial Personnel) Rules, 2014

To,
The Members,
Siemens Limited
Birla Aurora, Level 21, Plot No. 1080,
Dr. Annie Besant Road, Worli,
Mumbai – 400030

We have conducted the secretarial audit of the compliance of applicable statutory provisions and the adherence to good corporate practices by Siemens Limited (hereinafter called the Company). Secretarial Audit was conducted in a manner that provided us a reasonable basis for evaluating the corporate conducts / statutory compliances and expressing our opinion thereon.

Based on our verification of the Company's books, papers, minute books, forms and returns filed and other records maintained by the Company, to the extent the information provided by the Company, its officers, agents and authorised representatives during the conduct of secretarial audit, the explanations and clarifications given to us and the representations made by the Management and considering the relaxations granted by the Ministry of Corporate Affairs and Securities and Exchange Board of India warranted due to the spread of the COVID-19 pandemic, we hereby report that in our opinion, the Company has, during the audit period covering the financial year ended 30th September, 2022, generally complied with the statutory provisions listed hereunder and also that the Company has proper Board processes and compliance mechanism in place to the extent, in the manner and subject to the reporting made hereinafter:

We have examined the books, papers, minute books, forms and returns filed and other records made available to us and maintained by the Company for the financial year ended 30th September, 2022 according to the provisions of:

- (i) The Companies Act, 2013 ("the Act") and the rules made thereunder;
- (ii) The Securities Contract (Regulation) Act, 1956 ("SCRA") and the rules made thereunder;
- (iii) The Depositories Act, 1996 and the Regulations and Bye-laws framed thereunder;
- (iv) Foreign Exchange Management Act, 1999 and the rules and regulations made thereunder to the extent of Foreign Direct Investment, Overseas Direct Investment and External Commercial Borrowings;
- (v) The following Regulations and Guidelines prescribed under the Securities and Exchange Board of India Act, 1992 ("SEBI Act")
 - (a) The Securities and Exchange Board of India (Substantial Acquisition of Shares and Takeovers) Regulations, 2011;
 - (b) The Securities and Exchange Board of India (Prohibition of Insider Trading) Regulations, 2015;
 - (c) The Securities and Exchange Board of India (Issue of Capital and Disclosure Requirements) Regulations, 2018 and amendments from time to time; (Not applicable to the Company during the audit period)
 - (d) The Securities and Exchange Board of India (Share Based Employee Benefits and Sweat Equity) Regulations, 2021; (Not applicable to the Company during the audit period)
 - (e) The Securities and Exchange Board of India (Issue and Listing of Non-Convertible Securities) Regulations, 2021; (Not applicable to the Company during the audit period)
 - (f) The Securities and Exchange Board of India (Registrars to an Issue and Share Transfer Agents) Regulations, 1993 regarding the Act and dealing with client;
 - (g) The Securities and Exchange Board of India (Delisting of Equity Shares) Regulations, 2021 and amendments from time to time; (Not applicable to the Company during the audit period)
 - (h) The Securities and Exchange Board of India (Buyback of Securities) Regulations, 2018; (Not applicable to the Company during the audit period)
- (vi) Other laws applicable specifically to the Company namely:
 - a) The Air (Prevention & Control of Pollution) Act, 1981
 - b) The Batteries (Management and Handling) Rules, 2001

- c) The Environment (Protection) Act, 1986
- d) Explosives Act, 1884
- e) The Factories Act, 1948
- f) The Hazardous and Other Wastes (Management and Transboundary Movement) Rules, 2016
- g) The Industries (Development and Regulation) Act, 1951
- h) The Water (Prevention and Control of Pollution) Act, 1974

We have also examined compliance with the applicable clauses of the following:

- (i) Secretarial Standards issued by The Institute of Company Secretaries of India with respect to board and general meetings.
- (ii) The Listing Agreements entered into by the Company with BSE Limited and National Stock Exchange of India Limited read with the SEBI (Listing Obligations and Disclosure Requirements) Regulations, 2015.

During the period under review, the Company has complied with the provisions of the Act, Rules, Regulations, Guidelines, Standards etc. mentioned above.

We report that the submission of Annual Secretarial Compliance Report as per Regulation 24A of the SEBI (Listing Obligations and Disclosure Requirements) Regulations, 2015, for the year ended 30th September 2021 was delayed by 2 days and fine of ₹ 9,440/- in aggregate was paid by the Company to BSE Limited and National Stock Exchange of India Limited.

We further report that:

The Board of Directors of the Company is duly constituted with proper balance of Executive Directors, Non-Executive Directors and Independent Directors. The changes in the composition of the Board of Directors that took place during the period under review were carried out in compliance with the provisions of the Act.

Adequate notice was given to all directors to schedule the Board Meetings, agenda and detailed notes on agenda except in respect of meetings at shorter notice were sent at least seven days in advance, and a system exists for seeking and obtaining further information and clarifications on the agenda items before the meeting and for meaningful participation at the meeting. In respect of meeting at short notice, fact of convening meeting at short notice was duly mentioned in notice convening Meeting.

Decisions at the Board Meetings were taken unanimously.

We further report that there are adequate systems and processes in the Company commensurate with the size and operations of the Company to monitor and ensure compliance with applicable laws, rules, regulations and guidelines.

We further report that during the audit period the following events occurred which had bearing on the Company's affairs in pursuance of the above referred laws, rules, regulations, guidelines, standards etc.

- 1) During FY 2021-22, by virtue of subscription of 26% of the paid-up equity share capital of Sunsole Renewables Private Limited, Mumbai, India, it became an associate company of the Company with effect from 28th February 2022.
- 2) On 1st July 2022, the Company sold and transferred its Large Drives Applications business as a going concern on a slump sale basis to Siemens Large Drives India Private Limited for a cash consideration of ₹ 4,400 million.

For Parikh Parekh & Associates

Company Secretaries

P. N. Parikh

Partner

FCS No: 327 CP No: 1228

UDIN: F000327D001989644

PR No.:723/2020

Mumbai

Date: 22nd November 2022

This Report is to be read with our letter of even date which is annexed as Annexure A and Forms an integral part of this report.

FORM No. MR-3

'Annexure A'

To,
The Members,
Siemens Limited
Birla Aurora, Level 21, Plot No. 1080,
Dr. Annie Besant Road, Worli,
Mumbai – 400030

Our report of even date is to be read along with this letter.

1. Maintenance of secretarial record is the responsibility of the management of the Company. Our responsibility is to express an opinion on these secretarial records based on our audit.
2. We have followed the audit practices and process as were appropriate to obtain reasonable assurance about the correctness of the contents of the secretarial records. The verification was done on test basis to ensure that correct facts are reflected in secretarial records. We believe that the process and practices, we followed provide a reasonable basis for our opinion.
3. We have not verified the correctness and appropriateness of financial records and Books of Accounts of the Company.
4. Wherever required, we have obtained the Management Representation about the Compliance of laws, rules and regulations and happening of events etc.
5. The Compliance of the provisions of Corporate and other applicable laws, rules, regulations, standards is the responsibility of management. Our examination was limited to the verification of procedure on test basis.
6. The Secretarial Audit report is neither an assurance as to the future viability of the Company nor of the efficacy or effectiveness with which the management has conducted the affairs of the Company.

For Parikh Parekh & Associates
Company Secretaries

P. N. Parikh
Partner
FCS No: 327 CP No: 1228
UDIN: F000327D001989644
PR No.:723/2020

Mumbai
Date: 22nd November 2022

Business Responsibility and Sustainability Report (BRSR) Abstract

At Siemens, sustainability has been at the heart of what we do for a long time. We are a technology company with a portfolio designed to drive the digital and sustainable transformation of industry, infrastructure, energy and transportation. Through technology with purpose, we enable our customers and partners to accelerate their sustainable transformation and maximize the contribution to planetary health.

Sustainability is a key part of our strategy and the outcome of our portfolio. It is embedded in our business activities, investment decision-making and our governance. This approach is reflected in our DEGREE (Decarbonization, Ethics, Governance, Resource efficiency, Equity, Employability) framework, a 360-degree view on Siemens' ESG priorities.

Our DEGREE framework sets clear and measurable ambitions



Decarbonization

support the 1.5°C target to fight global warming

Ethics

foster a culture of trust, adhere to ethical standards, and handle data with care

Governance

apply state-of-the-art systems for effective and responsible business conduct

Resource efficiency

achieve circularity and dematerialization

Equity

foster diversity, inclusion, and community development to create a sense of belonging

Employability

enable our people to stay resilient and relevant in a permanently changing environment

SEBI has mandated the top 1000 companies to disclose their ESG performance through the Business Responsibility and Sustainability Report (BRSR) from FY 2023. The BRSR is based on the National Guidelines for Responsible Business Conduct (NGRBC) and replaces the earlier Business Responsibility Report (BRR). Our DEGREE framework complements the BRSR. There are overlaps between the two and have been brought out in the BRSR. The complete BRSR is available at <https://new.siemens.com/in/en/company/investor-relations/annual-reports.html>. Below is an abstract of the BRSR consisting of the purpose of each principle and select highlights.

Principle 1: Businesses should conduct and govern themselves with integrity, in a manner that is Ethical, Transparent and Accountable




Purpose of the principle

Under this principle, the Company is expected to disclose its compliances to local laws and efforts to create awareness about the NGRBCs with all its stakeholders.

Highlights of few indicators

- For Siemens, integrity and clean business are non-negotiable. The Business Conduct Guidelines (BCG) lay the foundation of compliance management at Siemens. All employees and workers are committed to the BCG and are also required to undergo re-training on the BCG once every three years.
- To encourage responsible business conduct in the supply chain, the Company ensures that all its suppliers adhere to the Siemens Group Code of Conduct for Suppliers and Third Party Intermediaries (Suppliers CoC). Commitment to the Suppliers CoC is a pre-requisite for onboarding of any supplier.

Principle 2: Businesses should provide goods and services in a manner that is sustainable and safe



Purpose of the principle


The principle requires the business to focus on safety and resource-efficiency in design and manufacture of its products and use its products in a manner that creates value while minimizing and mitigating its adverse impacts on the environment and society through all stages of its life cycle, from design to final disposal.

Highlights of few indicators

The Company is conscious of its responsibility in providing goods and services that is safe and sustainable. With DEGREE, the Company aims to extend the 'robust eco-design' concept to all relevant product families by 2030, thereby minimizing and mitigating adverse impacts on the environment and society through all stages of the product life cycle, from design to final disposal.

Siemens is committed to circularity. Out of the total plastic used for packaging, 61.4% is reclaimed. With DEGREE, the Company aims to send zero waste to landfill by FY 2030.

Principle 3: Businesses should respect and promote the well-being of all employees, including those in their value chains



Purpose of the principle

The principle requires the business to adopt policies and practices related to equity, dignity and well-being of all employees engaged within a business or in its value chain, without any discrimination and in a way that promotes diversity. The principle recognizes that the well-being of an employee also includes the well-being of her/his family.

Highlights of few indicators

- The Company ensures that the wellbeing measures are available to both 'permanent' and 'other than permanent' workforce.
- The Company has the necessary infrastructure in place to make the workplaces accessible to differently abled employees and visitors.
- The Company recognizes that to remain relevant in the workplace of tomorrow, it is important to upskill today. Siemens' learning portal enables 24 x 7 access to a plethora of technical and soft-skills trainings for all its employees.

Principle 4: Businesses should respect the interests of and be responsive to all its stakeholders




Purpose of the principle

The principle requires the business to recognize that it operates in an ecosystem comprising number of stakeholders. It further requires that the business acknowledges its responsibility to maximize the positive impacts and to minimize and mitigate the adverse impact of its business operations on the stakeholders.

Highlights of few indicators

- The Company has identified its key stakeholders and engages with them on a regular basis through various channels of communication.
- The Board of Directors / Committee takes feedback of the engagement by various functions and provides directions for improving processes / practices wherever applicable.
- The CSR initiatives of the Company focusses on improving the quality of life of the vulnerable / marginalized stakeholder on 3 thematic areas: Social, Education and Environment.

Principle 5 : Businesses should respect and promote human rights



Purpose of the principle

The principle requires the business to recognize that human rights are rights inherent to all human beings, and that everyone, individually or collectively, is entitled to these rights, without discrimination. The principle affirms the responsibility of business to respect human rights and requires that it avoids causing or contributing to adverse human rights impacts, and that it addresses such impacts when they occur.

Highlights of few indicators

Siemens is committed to safeguarding and respecting human rights in every stage of the value chain. The goal is to identify any human rights violations occurring anywhere in the value chain as early as possible and to mitigate identified risks responsibly. As part of its human rights due diligence, it has policies and practices to avoid, detect and mitigate human rights risks occurring in:

- **Supply chain:** External Sustainability Audits (ESA) and Corporate Responsibility Self Assessments (CRSA) ensures that most key suppliers are assessed and corrective actions, if any, are executed in a specified time-period. In FY 2022, 83% of the suppliers underwent the CRSA.
- **Own operations:** The BCG commits to respecting human rights. Siemens operates in close alignment with the United Nations' Guiding Principles for Business and Human rights. Employees are encouraged to provide regular feedback via the Siemens Global Engagement Survey (SGES). The grievance redressal mechanism for workforce ensures that complaints are redressed in a safe and non-retaliatory environment.
- **Human rights in the case of business decisions:** The ESG Risk Due Diligence Tool helps identify, assess and mitigate possible environmental and social risks, and the associated human rights and reputational risks, earlier in the case of business decisions with the customers. In FY 2022, 11% of orders were assessed as a part of ESG due diligence.

Principle 6 : Businesses should respect and make efforts to protect and restore the environment



Purpose of the principle

The principle requires the business to recognize that environmental responsibility is a prerequisite for sustainable economic growth and for the well-being of society. The principle encourages businesses to adopt environmental practices and processes that minimize or eliminate the adverse impacts of its operations and across the value chain.

Highlights of few indicators

The Company is committed to decarbonization and resource efficiency in own operations and in the value chain. The Company also invests in R&D to offer more energy efficient and less CO₂ intensive solutions to its customers.

Some key figures on environment for FY 2022 are as follows:

- Scope 1 –11,794 | Scope 2 – 30,565 | Scope 3 - 69,177,688 (in metric tonnes of CO₂ equivalents).
- Total energy consumption 165,921 gigajoules | Total water consumption 274,475 kilolitres.
- Total waste generated is 3,563 metric tonnes | Total waste to landfill is 296 metric tonnes.
- Total renewable electricity generated is 18,346 gigajoules.

Principle 7: Businesses, when engaging in influencing public and regulatory policy, should do so in a manner that is responsible and transparent



Purpose of the principle


The principle recognizes that businesses operate within specified national and international legislative and policy framework. The principle recognizes the legitimacy of the businesses to engage with governments for influencing public policy that must advance public good.

Highlights of few indicators

The Company is conscious of the ecosystem in which it operates. Being a multinational enterprise, it has exposure to global best practices and international policy frameworks. The Company has taken up membership of various prestigious chambers

of commerce as well as local industry associations. The Company participates in the dialogues of these associations and shares its insights and knowledge of international standards especially e-mobility, energy systems, digitalization, business ethics and sustainability.

Principle 8: Businesses should promote inclusive growth and equitable development



Purpose of the principle

The principle recognizes the entrepreneurial ability of the business and encourages it to innovate and contribute to the overall development of the country with a specific focus on vulnerable communities. The principle reiterates that business success, inclusive growth and equitable development are interdependent.

Highlights of few indicators

- The Company is conscious of its responsibility towards all its stakeholders especially vulnerable communities. The company is complying to the CSR norms under the Companies Act, 2013 and have several initiatives that support to improve the living conditions of vulnerable communities. The Company has spent INR 278 million in FY 2022 on CSR activities.
- The Company encourages local MSMEs by getting them to be part of its supply chain. Currently 32% of total procurement is from MSMEs.

Principle 9: Businesses should engage with and provide value to their consumers in a responsible manner



Purpose of the principle

This principle is based on the fact that the basic aim of a business entity is to provide goods and services to its consumers that are safe and easy to use, safe to dispose and in a manner that creates value for both.

Highlights of few indicators

- The Company globally is conducting Life Cycle Assessments (LCAs) of all its product families by 2030. One of the outcomes of the LCA is the Environment Product Declaration (EPD). While all the products of the Company provide information on safe usage and safe disposal, other elements are being increasingly disclosed under the EPD. In FY 2022, products with EPD contributed 11% to the company's turnover.
- The Company extensively engages with the customers through its sales organization. The Company, also has several modes of communication for customers to provide their feedback or complaints such as toll free number, a contact form and email.
- The Company carried out consumer satisfaction survey based on Net Promoter Score (NPS) methodology. NPS is an internationally followed and recognized approach based on the commonly applied performance indicators. The NPS in FY 2022 was 73.

INDEPENDENT AUDITOR'S REPORT

To the Members of Siemens Limited

Report on the Audit of the Standalone Financial Statements

Opinion

We have audited the standalone financial statements of Siemens Limited (the "Company") which comprise the standalone balance sheet as at 30 September 2022, and the standalone statement of profit and loss (including other comprehensive income), standalone statement of changes in equity and standalone statement of cash flows for the year then ended, and notes to the standalone financial statements, including a summary of significant accounting policies and other explanatory information.

In our opinion and to the best of our information and according to the explanations given to us, the aforesaid standalone financial statements give the information required by the Companies Act, 2013 ("Act") in the manner so required and give a true and fair view in conformity with the accounting principles generally accepted in India, of the state of affairs of the Company as at 30 September 2022, and its profit and other comprehensive income, changes in equity and its cash flows for the year ended on that date.

Description of Key Audit Matters

See Note 36 and 46 to standalone financial statements

Basis for Opinion

We conducted our audit in accordance with the Standards on Auditing (SAs) specified under Section 143(10) of the Act. Our responsibilities under those SAs are further described in the Auditor's Responsibilities for the Audit of the Standalone Financial Statements section of our report. We are independent of the Company in accordance with the Code of Ethics issued by the Institute of Chartered Accountants of India together with the ethical requirements that are relevant to our audit of the standalone financial statements under the provisions of the Act and the Rules thereunder, and we have fulfilled our other ethical responsibilities in accordance with these requirements and the Code of Ethics. We believe that the audit evidence we have obtained is sufficient and appropriate to provide a basis for our opinion on the standalone financial statements.

Key Audit Matters

Key audit matters are those matters that, in our professional judgment, were of most significance in our audit of the standalone financial statements of the current period. These matters were addressed in the context of our audit of the standalone financial statements as a whole, and in forming our opinion thereon, and we do not provide a separate opinion on these matters.

Revenue recognition on construction contracts	How the matter was addressed in our audit
<p>A significant portion of the Company's business is from construction contracts, where revenue is recognised under the percentage-of-completion method. This is based on the percentage of costs incurred to date compared to the total estimated contract costs.</p> <p>We identified revenue recognition on construction contracts as a key audit matter, since: -</p> <ul style="list-style-type: none"> There is an inherent risk and presumed risk of fraud around the existence and valuation of revenues recognised considering the customized and complex nature of these contracts and significant inputs of IT systems. Application of Ind AS 115 'Revenue from Contracts with customers' is complex and involves a number of significant judgements and estimates. These relate to identifying performance obligations, transaction price, estimating the balance cost-to-complete the contract and determining the percentage of completion of the relevant performance obligation. 	<p>Our procedures included the following:</p> <ul style="list-style-type: none"> Obtained an understanding of the Company's systems, processes, policies and controls for construction contracts. Performed testing of design, implementation and operating effectiveness specific to construction contracts, from its initiation through presentation in the standalone financial statements and tested the operating effectiveness of key controls over these processes. Evaluated the Company's estimates and assumptions based on risk-based selection of sample contracts. Our audit procedures covered, among others, test of the contracts including terms and conditions, termination rights, penalties for delay and breach of contract as well as liquidated damages.

Description of Key Audit Matters (Continued)

Revenue recognition on construction contracts	How the matter was addressed in our audit
<ul style="list-style-type: none"> These contracts may involve onerous obligations which require critical assessment of provision for foreseeable losses to be made by the Company. 	<ul style="list-style-type: none"> Evaluated revenues recognised for the selected projects, analysed billable revenues and cost of sales to be recognised in the statement of profit and loss to the extent of progress towards completion. Performed inquiries with respect to the development of the budgeted project costs, deviations between planned and actual costs, the estimated costs to complete and Company's assessment on probabilities related to contract risks. Performed a retrospective analysis of costs incurred with planned costs to identify significant variations and if these are considered in estimating the balance costs to complete the contracts. <p>We involved our Information Technology (IT) specialists to assess the design and operating effectiveness and testing of:</p> <ul style="list-style-type: none"> IT environment in which the business systems operate, including access controls, program change controls, program development controls and IT operation controls over computation of revenue recognised. IT controls for accuracy and completeness of cost and revenue reports generated by the IT system. Access and application controls on allocation of resources and budgeting systems.
Revenue recognition on Sale of Products	How the matter was addressed in our audit
<p>The Company recognises revenue from the sales of products when control over goods is transferred to the customer based on specific terms and conditions of sale contracts with respective customers.</p> <p>We have identified recognition of revenue on sale of products as a key audit matter as –</p> <ul style="list-style-type: none"> revenue is a key performance indicator; and there is a presumed fraud risk of revenue being overstated through manipulation of the timing of transfer of control due to pressures to achieve performance targets as well as meeting external expectations. 	<p>Our procedures included the following:</p> <ul style="list-style-type: none"> Assessed the appropriateness of the policies in respect of revenue recognition by comparing with applicable accounting standards. Performed testing of design, implementation and operating effectiveness of the Company's general Information Technology ('IT') controls over revenue recognition and key IT application controls by involving our IT specialists. Performed testing of design, implementation and operating effectiveness of the Company's key manual controls around revenue recognition. Performed substantive testing of recognition of revenue in the correct period by selecting statistical samples of revenue transactions recorded during and at the end of the financial year. Examined the underlying documents such as sales invoices/ contracts and dispatch/ shipping documents for the selected transactions. Assessed manual journals posted in revenue ledger to identify any unusual items.

INDEPENDENT AUDITOR'S REPORT (Continued)

To the Members of Siemens Limited

Other Information

The Company's Management and Board of Directors are responsible for the other information. The other information comprises the information included in the Company's annual report, but does not include the standalone financial statements and our auditor's report thereon.

Our opinion on the standalone financial statements does not cover the other information and we do not express any form of assurance conclusion thereon.

In connection with our audit of the standalone financial statements, our responsibility is to read the other information and, in doing so, consider whether the other information is materially inconsistent with the standalone financial statements or our knowledge obtained in the audit or otherwise appears to be materially misstated. If, based on the work we have performed, we conclude that there is a material misstatement of this other information, we are required to report that fact. We have nothing to report in this regard.

Management's and Board of Directors' Responsibilities for the Standalone Financial Statements

The Company's Management and Board of Directors are responsible for the matters stated in Section 134(5) of the Act with respect to the preparation of these standalone financial statements that give a true and fair view of the state of affairs, profit/loss and other comprehensive income, changes in equity and cash flows of the Company in accordance with the accounting principles generally accepted in India, including the Indian Accounting Standards (Ind AS) specified under Section 133 of the Act. This responsibility also includes maintenance of adequate accounting records in accordance with the provisions of the Act for safeguarding of the assets of the Company and for preventing and detecting frauds and other irregularities; selection and application of appropriate accounting policies; making judgments and estimates that are reasonable and prudent; and design, implementation and maintenance of adequate internal financial controls, that were operating effectively for ensuring the accuracy and completeness of the accounting records, relevant to the preparation and presentation of the standalone financial statements that give a true and fair view and are free from material misstatement, whether due to fraud or error.

In preparing the standalone financial statements, the Management and Board of Directors are responsible for assessing the Company's ability to continue as a going concern, disclosing, as applicable, matters related to going concern and using the going concern basis of accounting unless the Board of Directors either intends to liquidate the Company or to cease operations, or has no realistic alternative but to do so.

The Board of Directors are also responsible for overseeing the Company's financial reporting process.

Auditor's Responsibilities for the Audit of the Standalone Financial Statements

Our objectives are to obtain reasonable assurance about whether the standalone financial statements as a whole are free from material misstatement, whether due to fraud or error, and to issue an auditor's report that includes our opinion. Reasonable assurance is a high level of assurance, but is not a guarantee that an audit conducted in accordance with SAs will always detect a material misstatement when it exists. Misstatements can arise from fraud or error and are considered material if, individually or in the aggregate, they could reasonably be expected to influence the economic decisions of users taken on the basis of these standalone financial statements.

As part of an audit in accordance with SAs, we exercise professional judgment and maintain professional skepticism throughout the audit. We also:

- Identify and assess the risks of material misstatement of the standalone financial statements, whether due to fraud or error, design and perform audit procedures responsive to those risks, and obtain audit evidence that is sufficient and appropriate to provide a basis for our opinion. The risk of not detecting a material misstatement resulting from fraud is higher than for one resulting from error, as fraud may involve collusion, forgery, intentional omissions, misrepresentations, or the override of internal control.
- Obtain an understanding of internal control relevant to the audit in order to design audit procedures that are appropriate in the circumstances. Under Section 143(3) (i) of the Act, we are also responsible for expressing our opinion on whether the Company has adequate internal financial controls with reference to financial statements in place and the operating effectiveness of such controls.
- Evaluate the appropriateness of accounting policies used and the reasonableness of accounting estimates and related disclosures made by the Management and Board of Directors.
- Conclude on the appropriateness of the Management and Board of Directors use of the going concern basis of accounting in preparation of standalone financial statements and, based on the audit evidence obtained, whether a material uncertainty exists related to events or conditions that may cast significant doubt on the Company's ability to continue as a going concern. If we conclude that a material uncertainty exists, we are required to draw attention in our auditor's report to the related disclosures in the standalone financial statements or, if such disclosures are inadequate, to modify our opinion. Our conclusions are based on the

audit evidence obtained up to the date of our auditor's report. However, future events or conditions may cause the Company to cease to continue as a going concern.

- Evaluate the overall presentation, structure and content of the standalone financial statements, including the disclosures, and whether the standalone financial statements represent the underlying transactions and events in a manner that achieves fair presentation.

We communicate with those charged with governance regarding, among other matters, the planned scope and timing of the audit and significant audit findings, including any significant deficiencies in internal control that we identify during our audit.

We also provide those charged with governance with a statement that we have complied with relevant ethical requirements regarding independence, and to communicate with them all relationships and other matters that may reasonably be thought to bear on our independence, and where applicable, related safeguards.

From the matters communicated with those charged with governance, we determine those matters that were of most significance in the audit of the standalone financial statements of the current period and are therefore the key audit matters. We describe these matters in our auditor's report unless law or regulation precludes public disclosure about the matter or when, in extremely rare circumstances, we determine that a matter should not be communicated in our report because the adverse consequences of doing so would reasonably be expected to outweigh the public interest benefits of such communication.

Report on Other Legal and Regulatory Requirements

1. As required by the Companies (Auditor's Report) Order, 2020 ("the Order") issued by the Central Government of India in terms of Section 143(11) of the Act, we give in the "Annexure A" a statement on the matters specified in paragraphs 3 and 4 of the Order, to the extent applicable.
- 2 A. As required by Section 143(3) of the Act, we report that:
 - a. We have sought and obtained all the information and explanations which to the best of our knowledge and belief were necessary for the purposes of our audit.
 - b. In our opinion, proper books of account as required by law have been kept by the Company so far as it appears from our examination of those books.
 - c. The standalone balance sheet, the standalone statement of profit and loss (including other

comprehensive income), the standalone statement of changes in equity and the standalone statement of cash flows dealt with by this Report are in agreement with the books of account.

- d. In our opinion, the aforesaid standalone financial statements comply with the Ind AS specified under Section 133 of the Act.
 - e. On the basis of the written representations received from the directors as on 30 September 2022 taken on record by the Board of Directors, none of the directors is disqualified as on 30 September 2022 from being appointed as a director in terms of Section 164(2) of the Act.
 - f. With respect to the adequacy of the internal financial controls with reference to financial statements of the Company and the operating effectiveness of such controls, refer to our separate Report in "Annexure B".
- B. With respect to the other matters to be included in the Auditor's Report in accordance with Rule 11 of the Companies (Audit and Auditors) Rules, 2014, in our opinion and to the best of our information and according to the explanations given to us:
- a. The Company has disclosed the impact of pending litigations as at 30 September 2022 on its financial position in its standalone financial statements - Refer Note 43(b) to the standalone financial statements.
 - b. The Company has made provision, as required under the applicable law or accounting standards, for material foreseeable losses, if any, on long-term contracts including derivative contracts – Refer Note 45 and 54 to the standalone financial statements.
 - c. There has been no delay in transferring amounts, required to be transferred, to the Investor Education and Protection Fund by the Company.
 - d (i) The management has represented that, to the best of its knowledge and belief, as disclosed in the note 65 (iv) to the standalone financial statements, no funds have been advanced or loaned or invested (either from borrowed funds or share premium or any other sources or kind of funds) by the Company to or in any other persons or entities, including foreign entities ("Intermediaries"), with the understanding, whether recorded in writing or otherwise, that the Intermediary shall:

INDEPENDENT AUDITOR'S REPORT (*Continued*)

To the Members of Siemens Limited

Report on Other Legal and Regulatory Requirements (*continued*)

- directly or indirectly lend or invest in other persons or entities identified in any manner whatsoever by or on behalf of the Company ("Ultimate Beneficiaries") or
 - provide any guarantee, security or the like on behalf of the Ultimate Beneficiaries.
- (ii) The management has represented that, to the best of its knowledge and belief, as disclosed in the note 65 (v) to the standalone financial statements, no funds have been received by the Company from any persons or entities, including foreign entities ("Funding Parties"), with the understanding, whether recorded in writing or otherwise, that the Company shall:
- directly or indirectly, lend or invest in other persons or entities identified in any manner whatsoever by or on behalf of the Funding Parties ("Ultimate Beneficiaries") or
 - provide any guarantee, security or the like on behalf of the Ultimate Beneficiaries.
- (iii) Based on the audit procedures performed that have been considered reasonable and appropriate in the circumstances, nothing has come to our notice that has caused us to believe that the representations under sub-clause (i) and (ii) above contain any material misstatement.
- e. The final dividend paid by the Company during the year, which was declared in the previous year, is in accordance with Section 123 of the Act to the extent it applies to payment of dividend.

As stated in note 24 to the standalone financial statements, the Board of Directors of the Company have proposed final dividend for the year which is subject to the approval of the members at the ensuing Annual General Meeting. The dividend declared is in accordance with Section 123 of the Act to the extent it applies to declaration of dividend.

- C. With respect to the matter to be included in the Auditor's Report under Section 197(16) of the Act:

In our opinion and according to the information and explanations given to us, the remuneration paid by the Company to its directors during the current year is in accordance with the provisions of Section 197 of the Act. The remuneration paid to any director is not in excess of the limit laid down under Section 197 of the Act. The Ministry of Corporate Affairs has not prescribed other details under Section 197(16) of the Act which are required to be commented upon by us.

For B S R & Co. LLP

Chartered Accountants

Firm's Registration No: 101248W/W-100022

Farhad Bamji

Partner

Membership No: 105234

ICAI UDIN:22105234BDTJM4267

Place: New Delhi

Date: 22 November 2022

Annexure A to the Independent Auditor's Report on the Standalone Financial Statements of Siemens Limited for the year ended 30 September 2022

(Referred to in paragraph 1 under 'Report on Other Legal and Regulatory Requirements' section of our report of even date)

- (i) (a) (A) The Company has maintained proper records showing full particulars, including quantitative details and situation of Property, Plant and Equipment.
- (B) The Company has maintained proper records showing full particulars of intangible assets.
- (b) According to the information and explanations given to us and on the basis of our examination of the records of the Company, the Company has a regular programme of physical verification of its Property, Plant and Equipment by which all property, plant and equipment are verified in a phased manner over a period of three years.

In accordance with this programme, certain property, plant and equipment were verified during the year. In our opinion, this periodicity of physical verification is reasonable having regard to the size of the Company and the nature of its assets. No material discrepancies were noticed on such verification.

- (c) According to the information and explanations given to us and on the basis of our examination of the records of the Company, the title deeds of immovable properties (other than immovable properties where the Company is the lessee and the leases agreements are duly executed in favour of the lessee) disclosed in the standalone financial statements are held in the name of the Company, except for the following which are not held in the name of the Company:

Description of property	Gross carrying value (₹ in million)	Held in the name of	Whether promoter, director or their relative or employee	Period held- indicate range, where appropriate	Reason for not being held in the name of the Company. Also indicate if in dispute
Lease hold land	5	iMetrex Technologies Limited	No	2012	Title deed is in dispute and matter is now pending with State Industries Promotion Corporation of Tamil Nadu Limited

- (d) According to the information and explanations given to us and on the basis of our examination of the records of the Company, the Company has not revalued its Property, Plant and Equipment (including Right of Use assets) or intangible assets or both during the year.
- (e) According to the information and explanations given to us and on the basis of our examination of the records of the Company, there are no proceedings initiated or pending against the Company for holding any benami property under the Prohibition of Benami Property Transactions Act, 1988 and rules made thereunder.
- (ii) (a) The inventory, except goods-in-transit and stocks lying with third parties, has been physically verified by the management during the year. For stocks lying with third parties at the year-end, written confirmations have been obtained and for goods-in-transit subsequent evidence of receipts has been linked with inventory records. In our opinion, the frequency of such verification is reasonable and procedures and coverage as followed by management were

appropriate. No discrepancies were noticed on verification between the physical stocks and the book records that were more than 10% in the aggregate of each class of inventory.

- (b) According to the information and explanations given to us and on the basis of our examination of the records of the Company, the Company has not been sanctioned any working capital limits in excess of five crore rupees in aggregate from banks and financial institutions on the basis of security of current assets at any point of time of the year. Accordingly, clause 3(ii)(b) of the Order is not applicable to the Company.
- (iii) According to the information and explanations given to us and on the basis of our examination of the records of the Company, the Company has made investments in companies and granted loans to companies and other parties in respect of which the requisite information is as below. The Company has not made any investments in firms, limited liability partnerships or any other parties during the year. The Company has not granted any loans, secured or unsecured, to firms and limited liability partnerships during the year.

Annexure A to the Independent Auditor's Report on the Standalone Financial Statements of Siemens Limited for the year ended 30 September 2022 (Continued)

According to the information and explanations given to us and on the basis of our examination of the records of the Company, the Company has not provided guarantee or security or advances in the nature of loans, secured or unsecured, to companies, firms, limited liability partnerships or any other parties during the year.

- (a) Based on the audit procedures carried on by us and as per the information and explanations given to us the Company has provided loans to companies and other parties as below:

(₹ in million)

Particulars	Guarantees	Security	Loans	Advances in nature of loans
Aggregate amount during the year				
Subsidiaries*	-	-	-	-
Joint ventures*	-	-	-	-
Associates*	-	-	-	-
Others	-	-	9,498	-
Balance outstanding as at balance sheet date				
Subsidiaries*	-	-	-	-
Joint ventures*	-	-	-	-
Associates*	-	-	-	-
Others	-	-	7,112	-

*As per the Companies Act, 2013

- (b) According to the information and explanations given to us and based on the audit procedures conducted by us, in our opinion the investments made during the year and the terms and conditions of the loans granted during the year are, *prima facie*, not prejudicial to the interest of the Company.
- (c) According to the information and explanations given to us and on the basis of our examination of the records of the Company, in the case of loans given, in our opinion the repayment of principal and payment of interest has been stipulated and the repayments or receipts have been regular. Further, the Company has not given any advance in the nature of loan to any party during the year.
- (d) According to the information and explanations given to us and on the basis of our examination of the records of the Company, there is no overdue amount for more than ninety days in respect of loans given. Further, the Company has not given any advances in the nature of loans to any party during the year.
- (e) According to the information and explanations given to us and on the basis of our examination of the records of the Company, there is no loan or advance in the nature of loan granted falling due during the year, which has been extended or fresh loans granted to settle the overdues of existing loans given to same parties. Further, the Company has renewed existing loans given to Siemens Financial Services Private Limited and Siemens Factoring Private Limited amounting to ₹ 6,530 million and ₹ 1,250 million respectively, on the due date.
- (f) According to the information and explanations given to us and on the basis of our examination of the records of the Company, the Company has not granted any loans or advances in the nature of loans either repayable on demand or without specifying any terms or period of repayment.
- (iv) According to the information and explanations given to us and on the basis of our examination of records of the Company, in respect of investments made and loans, guarantees and security given by the Company, in our opinion the provisions of Section 185 and 186 of the Companies Act, 2013 ("the Act") have been complied with.
- (v) The Company has not accepted any deposits or amounts which are deemed to be deposits from the public. Accordingly, clause 3(v) of the Order is not applicable.

(vi) We have broadly reviewed the books of accounts maintained by the Company pursuant to the rules prescribed by the Central Government for maintenance of cost records under Section 148(1) of the Act in respect of its manufactured goods and are of the opinion that *prima facie*, the prescribed accounts and records have been made and maintained. However, we have not carried out a detailed examination of the records with a view to determine whether these are accurate or complete.

(vii) (a) The Company does not have liability in respect of Service tax, Duty of excise, Sales tax and Value added tax during the year since effective 1 July 2017, these statutory dues has been subsumed into GST.

According to the information and explanations given to us and on the basis of our examination of the records of the Company, in our opinion amounts deducted / accrued in the books of account in respect of undisputed statutory dues including Goods and Services Tax, Provident Fund, Employees State Insurance, Income-Tax, Duty of Customs or Cess or other statutory dues have been regularly deposited by the Company with the appropriate authorities.

According to the information and explanations given to us and on the basis of our examination of the records of the Company, no undisputed amounts payable in respect of Goods and Services Tax, Provident Fund, Employees State Insurance, Income-Tax, Duty of Customs or Cess or other statutory dues were in arrears as at 30 September 2022 for a period of more than six months from the date they became payable.

(b) According to the information and explanations given to us and on the basis of our examination of the records of the Company, statutory dues relating to Goods and Service Tax, Provident Fund, Employees State Insurance, Income-Tax, Duty of Customs or Cess or other statutory dues which have not been deposited on account of any dispute are as follows:

(₹ in million)

Name of the statute	Nature of the dues	Amount	Period to which the amount relates	Forum where dispute is pending
Income Tax Act, 1961	Income Tax	189	2005-06, 2008-09, 2010-11, and 2012-13	CIT (Appeal)
		3,924	2008-10 and 2011-18	Tribunal
Customs Act, 1962	Duty	120	1998-1999	High Court
		212	2008-2009 and 2021-2022	CESTAT
State & Central Sales Tax Acts	Tax, Interest & Penalty	363	1987-1990, 1995-2001, 2005-2018, and 2019-2020	Assistant/Addl' Commissioner
		1,153	1992-1993, 1995-1997, and 1999-2020	Dy'Comm/Comm/ Joint/Spl'Comm
		2,195	1973-1978, 1991-1992, and 1997-2018	Tribunal
		1,903	1984-1985, 1989-1991, 2001-2007, 2009-2013 and 2016-2017	High Court
Central Excise Act 1944 & Service Act	Duty & Penalty	556	1988-2000, 2003-14, and 2016-17	Tribunal
		242	2007-2008 and 2011-2012	High Court
		6	2014-15 and 2016-17	Asst.Comm/Dy Comm/ Comm/ Comm (Appeal)
Goods and Service Tax Act, 2017	Tax, Interest & Penalty	26	2017-21	Dy'Comm/Comm/ Joint/Spl'Comm
		3	2017-19	High Court

Annexure A to the Independent Auditor's Report on the Standalone Financial Statements of Siemens Limited for the year ended 30 September 2022 (Continued)

- (viii) According to the information and explanations given to us and on the basis of our examination of the records of the Company, the Company has not surrendered or disclosed any transactions, previously unrecorded as income in the books of account, in the tax assessments under the Income Tax Act, 1961 as income during the year.
- (ix) (a) According to the information and explanations given to us and on the basis of our examination of the records of the Company, the Company did not have any loans or borrowings from any lender during the year. Accordingly, clause 3(ix)(a) of the Order is not applicable to the Company.
- (b) According to the information and explanations given to us and on the basis of our examination of the records of the Company, the Company has not been declared a wilful defaulter by any bank or financial institution or government or government authority.
- (c) According to the information and explanations given to us by the management, the Company has not obtained any term loans during the year. Accordingly, clause 3(ix)(c) of the Order is not applicable.
- (d) According to the information and explanations given to us and on an overall examination of the balance sheet of the Company, we report that no funds raised on short-term basis have been used for long-term purposes by the Company.
- (e) According to the information and explanations given to us and on an overall examination of the standalone financial statements of the Company, we report that the Company has not taken any funds from any entity or person on account of or to meet the obligations of its subsidiaries or associates as defined under the Act.
- (f) According to the information and explanations given to us and procedures performed by us, we report that the Company has not raised loans during the year on the pledge of securities held in its subsidiaries or associate Company (as defined under the Act).
- (x) (a) The Company has not raised any moneys by way of initial public offer or further public offer (including debt instruments) Accordingly, clause 3(x)(a) of the Order is not applicable.
- (b) According to the information and explanations given to us and on the basis of our examination of the records of the Company, the Company has not made any preferential allotment or private placement of shares or fully or partly convertible debentures during the year. Accordingly, clause 3(x)(b) of the Order is not applicable.
- (xi) (a) Based on examination of the books and records of the Company and according to the information and explanations given to us, no fraud by the Company or on the Company has been noticed or reported during the course of the audit.
- (b) According to the information and explanations given to us, no report under sub-section (12) of Section 143 of the Act has been filed by the auditors in Form ADT-4 as prescribed under Rule 13 of the Companies (Audit and Auditors) Rules, 2014 with the Central Government.
- (c) We have taken into consideration the whistle blower complaints received by the Company during the year while determining the nature, timing and extent of our audit procedures.
- (xii) According to the information and explanations given to us, the Company is not a Nidhi Company. Accordingly, clause 3(xii) of the Order is not applicable.
- (xiii) In our opinion and according to the information and explanations given to us, the transactions with related parties are in compliance with Section 177 and 188 of the Act, where applicable, and the details of the related party transactions have been disclosed in the standalone financial statements as required by the applicable accounting standards.
- (xiv) (a) Based on information and explanations provided to us and our audit procedures, in our opinion, the Company has an internal audit system commensurate with the size and nature of its business.
- (b) We have considered the internal audit reports of the Company issued till date for the period under audit.
- (xv) In our opinion and according to the information and explanations given to us, the Company has not entered into any non-cash transactions with its directors or persons connected to its directors and hence, provisions of Section 192 of the Act are not applicable to the Company.
- (xvi) (a) The Company is not required to be registered under Section 45-IA of the Reserve Bank of India Act, 1934. Accordingly, clause 3(xvi)(a) of the Order is not applicable.
- (b) The Company is not required to be registered under Section 45-IA of the Reserve Bank of India Act, 1934. Accordingly, clause 3(xvi)(b) of the Order is not applicable.

- (c) The Company is not a Core Investment Company (CIC) as defined in the regulations made by the Reserve Bank of India. Accordingly, clause 3(xvi) (c) of the Order is not applicable.
- (d) The Company is not part of any group (as per the provisions of the Core Investment Companies (Reserve Bank) Directions, 2016 as amended). Accordingly, the requirements of clause 3(xvi) (d) are not applicable.
- (xvii) The Company has not incurred cash losses in the current and in the immediately preceding financial year.
- (xviii) There has been no resignation of the statutory auditors during the year. Accordingly, clause 3(xviii) of the Order is not applicable.
- (xix) According to the information and explanations given to us and on the basis of the financial ratios, ageing and expected dates of realisation of financial assets and payment of financial liabilities, other information accompanying the standalone financial statements, our knowledge of the Board of Directors and management plans and based on our examination of the evidence supporting the assumptions, nothing has come to our attention, which causes us to believe that any material uncertainty exists as on the date of the audit report that the Company is not capable of

meeting its liabilities existing at the date of balance sheet as and when they fall due within a period of one year from the balance sheet date. We, however, state that this is not an assurance as to the future viability of the Company. We further state that our reporting is based on the facts up to the date of the audit report and we neither give any guarantee nor any assurance that all liabilities falling due within a period of one year from the balance sheet date, will get discharged by the Company as and when they fall due.

- (xx) In our opinion and according to the information and explanations given to us, there is no unspent amount under sub-section (5) of Section 135 of the Act pursuant to any project. Accordingly, clauses 3(xx)(a) and 3(xx)(b) of the Order are not applicable.

For B S R & Co. LLP

Chartered Accountants

Firm's Registration No: 101248W/W-100022

Farhad Bamji

Partner

Membership No: 105234

ICAI UDIN:22105234BDTJM4267

Place: New Delhi

Date: 22 November 2022

Annexure B to the Independent Auditor's Report on the standalone financial statements of Siemens Limited for the year ended 30 September 2022

Report on the internal financial controls with reference to the aforesaid standalone financial statements under Clause (i) of Sub-section 3 of Section 143 of the Act

(Referred to in paragraph 2(A)(f) under 'Report on Other Legal and Regulatory Requirements' section of our report of even date)

Opinion

We have audited the internal financial controls with reference to financial statements of Siemens Limited ("the Company") as of 30 September 2022 in conjunction with our audit of the standalone financial statements of the Company for the year ended on that date.

In our opinion, the Company has, in all material respects, adequate internal financial controls with reference to financial statements and such internal financial controls were operating effectively as at 30 September 2022, based on the internal financial controls with reference to financial statements criteria established by the Company considering the essential components of internal control stated in the Guidance Note on Audit of Internal Financial Controls Over Financial Reporting issued by the Institute of Chartered Accountants of India (the "Guidance Note").

Management's and Board of Directors' Responsibilities for Internal Financial Controls

The Company's Management and the Board of Directors are responsible for establishing and maintaining internal financial controls based on the internal financial controls with reference to financial statements criteria established by the Company considering the essential components of internal control stated in the Guidance Note. These responsibilities include the design, implementation and maintenance of adequate internal financial controls that were operating effectively for ensuring the orderly and efficient conduct of its business, including adherence to company's policies, the safeguarding of its assets, the prevention and detection of frauds and errors, the accuracy and completeness of the accounting records, and the timely preparation of reliable financial information, as required under the Act.

Auditor's Responsibility

Our responsibility is to express an opinion on the Company's internal financial controls with reference to financial statements based on our audit. We conducted our audit in accordance with the Guidance Note and the Standards on Auditing, prescribed under Section 143(10) of the Act, to the extent applicable to an audit of internal financial controls

with reference to financial statements. Those Standards and the Guidance Note require that we comply with ethical requirements and plan and perform the audit to obtain reasonable assurance about whether adequate internal financial controls with reference to financial statements were established and maintained and if such controls operated effectively in all material respects.

Our audit involves performing procedures to obtain audit evidence about the adequacy of the internal financial controls with reference to financial statements and their operating effectiveness. Our audit of internal financial controls with reference to financial statements included obtaining an understanding of internal financial controls with reference to financial statements, assessing the risk that a material weakness exists, and testing and evaluating the design and operating effectiveness of internal control based on the assessed risk. The procedures selected depend on the auditor's judgement, including the assessment of the risks of material misstatement of the standalone financial statements, whether due to fraud or error.

We believe that the audit evidence we have obtained is sufficient and appropriate to provide a basis for our audit opinion on the Company's internal financial controls with reference to financial statements.

Meaning of Internal Financial Controls with Reference to Financial Statements

A company's internal financial controls with reference to financial statements is a process designed to provide reasonable assurance regarding the reliability of financial reporting and the preparation of standalone financial statements for external purposes in accordance with generally accepted accounting principles. A company's internal financial controls with reference to financial statements include those policies and procedures that (1) pertain to the maintenance of records that, in reasonable detail, accurately and fairly reflect the transactions and dispositions of the assets of the Company; (2) provide reasonable assurance that transactions are recorded as necessary to permit preparation of standalone financial statements in accordance with generally accepted accounting principles, and that receipts

and expenditures of the company are being made only in accordance with authorisations of management and directors of the Company; and (3) provide reasonable assurance regarding prevention or timely detection of unauthorised acquisition, use, or disposition of the Company's assets that could have a material effect on the standalone financial statements.

Inherent Limitations of Internal Financial Controls with Reference to Financial Statements

Because of the inherent limitations of internal financial controls with reference to financial statements, including the possibility of collusion or improper management override of controls, material misstatements due to error or fraud may occur and not be detected. Also, projections of any evaluation of the internal financial controls with reference to financial statements to future periods are subject to the risk

that the internal financial controls with reference to financial statements may become inadequate because of changes in conditions, or that the degree of compliance with the policies or procedures may deteriorate.

For B S R & Co. LLP

Chartered Accountants

Firm's Registration No: 101248W/W-100022

Farhad Bamji

Partner

Membership No: 105234

ICAI UDIN:22105234BDTJMJ4267

Place: New Delhi

Date: 22 November 2022

Balance Sheet

as at 30 September 2022

(Currency: Indian rupees millions)

	Notes	Sept 2022	Sept 2021
ASSETS			
Non-current assets			
Property, plant and equipment	3	8,118	8,470
Capital work-in-progress	4	493	304
Right-of-Use assets	47	1,361	1,675
Investment property	5	753	972
Other intangible assets	6	7	4
Financial assets			
- Investments	7	22,201	22,120
- Trade receivables	8	1,243	908
- Loans	9	3,832	2,125
- Other financial assets	10	606	2,518
Deferred tax assets (net)	11	2,392	2,059
Income tax assets (net)	12	6,830	6,522
Other non-current assets	13	2,845	2,891
		<u>50,681</u>	<u>50,568</u>
Current assets			
Inventories	14	19,238	15,847
Financial assets			
- Trade receivables	15	35,462	34,352
- Cash and cash equivalents	16	9,024	3,372
- Bank balances other than cash and cash equivalents	17	53,739	45,116
- Loans	18	3,280	6,058
- Other financial assets	19	2,628	1,973
Contract assets	20	17,193	13,193
Other current assets	21	3,688	3,343
		<u>144,252</u>	<u>123,254</u>
Asset classified as held for sale	63	192	-
TOTAL		<u><u>195,125</u></u>	<u><u>173,822</u></u>

	Notes	Sept 2022	Sept 2021
EQUITY AND LIABILITIES			
Equity			
Equity share capital	22	712	712
Other equity	23	<u>115,247</u>	<u>102,725</u>
		<u>115,959</u>	<u>103,437</u>
Liabilities			
Non-current liabilities			
Financial liabilities			
- Lease Liabilities		856	1,368
- Trade payables			
Total outstanding dues of creditors other than micro and small enterprises	25	27	388
- Other financial liabilities	26	694	2,736
Long term provisions	27	2,972	3,178
Other non-current liabilities	28	-	31
		<u>4,549</u>	<u>7,701</u>
Current liabilities			
Financial liabilities			
- Borrowings	29	-	25
- Lease Liabilities		740	570
- Trade payables			
Total outstanding dues of micro and small enterprises	52	1,870	1,460
Total outstanding dues of creditors other than micro and small enterprises	30	36,860	33,207
- Other financial liabilities	31	7,482	3,928
Contract liabilities	32	15,969	12,451
Other current liabilities	33	1,139	1,259
Short term provisions	34	9,233	9,386
Current tax liabilities (net)	35	1,324	398
		<u>74,617</u>	<u>62,684</u>
TOTAL		<u><u>195,125</u></u>	<u><u>173,822</u></u>
Significant accounting policies	1 & 2		

The accompanying notes are an integral part of the standalone financial statements.

As per our report of even date

For B S R & Co. LLP

Chartered Accountants

ICAI Firm Registration Number:- 101248W/W-100022

For and on behalf of the Board of Directors of Siemens Limited

Deepak S.Parekh

Chairman
DIN: 00009078

Sunil Mathur

Managing Director
and Chief Executive
Officer
DIN: 02261944

Daniel Spindler

Executive Director and
Chief Financial Officer
DIN: 08533833

Farhad Bamji

Partner
Membership No: 105234

Mehernosh B. Kapadia

Director and Chairman
of Audit Committee
DIN: 00046612

Ketan Thaker

Company Secretary
ACS No:16250

New Delhi

Date: 22 November 2022

New Delhi

Date: 22 November 2022

Statement of Profit and Loss for the year ended 30 September 2022 (Currency: Indian rupees millions)

	Notes	Sept 2022	Sept 2021
Income			
Revenue from operations	36	148,315	125,224
Other income	37	3,161	2,189
Total income		<u>151,476</u>	<u>127,413</u>
Expenses			
Cost of materials consumed		28,675	25,235
Purchases of Stock-in-Trade		44,965	36,863
Decrease / (increase) in inventories of finished goods, work-in-progress and traded goods		(1,722)	(3,131)
Project bought outs and other direct costs	38	28,683	26,486
Employee benefits expense	39 & 50	16,582	15,516
Finance costs	40	333	195
Depreciation and amortisation expense	3, 5, 6, 47 & 59	2,096	2,250
Other expenses	41 & 59	15,062	9,944
Total expenses		<u>134,674</u>	<u>113,358</u>
Profit before tax		<u>16,802</u>	<u>14,055</u>
Tax expense			
Current tax	11	(4,610)	(3,601)
Deferred tax credit / (expense)	11	305	(14)
Total tax expense		<u>(4,305)</u>	<u>(3,615)</u>
Profit after tax for the year from continuing operations		<u>12,497</u>	<u>10,440</u>
Discontinued operations			
	59		
Profit before tax from discontinued operations		141	623
Gain from sale of discontinued operations		3,559	487
Tax credit / (expense) on discontinued operations		(889)	(520)
Profit after tax from discontinued operations		<u>2,811</u>	<u>590</u>
Profit for the year		<u>15,308</u>	<u>11,030</u>

	Notes	Sept 2022	Sept 2021
Other comprehensive income			
Items that will not be reclassified to profit or loss			
Re-measurement gains/(losses) on defined benefit plans		(30)	368
Income tax effect		8	(93)
Items that will be reclassified to profit or loss			
Fair value changes on derivative designated as cash flow hedge reserve, net		109	(5)
Income tax effect		(28)	1
Total other comprehensive income for the year, (net of tax)		<u>59</u>	<u>271</u>
Total comprehensive income for the year (Comprising profit and other comprehensive income for the year)		<u>15,367</u>	<u>11,301</u>
Basic and diluted earnings per share (in ₹)			
(Equity shares of face value of ₹ 2 each)			
(i) Earnings per share from continuing operations	51	35.09	29.32
(ii) Earnings per share from discontinued operations	51	7.89	1.65
(iii) Earnings per share from total operations	51	42.98	30.97

Significant accounting policies 1 & 2

The accompanying notes are an integral part of the standalone financial statements.

As per our report of even date

For B S R & Co. LLP

Chartered Accountants

ICAI Firm Registration Number:- 101248W/W-100022

For and on behalf of the Board of Directors of Siemens Limited

Deepak S.Parekh

Chairman

DIN: 00009078

Sunil Mathur

Managing Director
and Chief Executive
Officer

DIN: 02261944

Daniel Spindler

Executive Director and
Chief Financial Officer

DIN: 08533833

Farhad Bamji

Partner

Membership No: 105234

Mehernosh B. Kapadia

Director and Chairman
of Audit Committee

DIN: 00046612

Ketan Thaker

Company Secretary

ACS No:16250

New Delhi

Date: 22 November 2022

New Delhi

Date: 22 November 2022

Cash Flow Statement

for the year ended 30 September 2022

(Currency: Indian rupees millions)

	Notes	Sept 2022	Sept 2021
<u>Cash flow from operating activities</u>			
Profit before tax from continuing operations		16,802	14,055
Profit before tax from discontinued operations		3,700	1,110
Adjustments for:			
Finance costs	40 & 59	333	196
Bad debts	41 & 59	53	58
Provision for doubtful debts / advances, net	41	573	(246)
Depreciation and amortisation expense	3, 5, 6, 47 & 59	2,096	2,282
(Profit) / loss on sale of assets, net	37	(232)	(21)
Profit on sale of Large Drives Applications (LDA) and Mechanical Drives (MD) business	59	(3,559)	(487)
Liabilities written back	36	(50)	(125)
Unrealised exchange loss / (gain), net		11	140
Interest income	37	(2,316)	(1,993)
Dividend from subsidiary		(264)	-
Operating profit before working capital changes		17,147	14,969
Working capital adjustments			
(Increase) / decrease in inventories		(3,803)	(4,869)
(Increase) / decrease in trade and other receivables		(7,848)	(1,455)
Increase / (decrease) in trade payables and other liabilities		8,913	7,242
Increase / (decrease) in provisions		(196)	901
Net change in working capital		(2,934)	1,819
Cash generated from operations		14,213	16,788
Direct taxes paid, net		(4,929)	(3,450)
Net cash generated from operating activities		9,284	13,338
<u>Cash flow from investing activities</u>			
Purchase of property, plant and equipments and investment property		(1,256)	(1,097)
Proceeds from sale of property, plant and equipments and investment property		247	103
Proceeds from sale of LDA & MD business	59	4,400	3,759
Investment in subsidiary (C&S Electric Ltd.)	60	-	(19,588)
Investment in associate (Sunsole Renewables Pvt. Ltd.)	61	(14)	-
Dividend received from subsidiary company		264	-
Interest received		2,140	2,043
Inter corporate deposits given		(9,450)	(4,720)
Refund of inter corporate deposits given		10,470	4,340
Deposits (with original maturity of more than 3 months) with banks matured / (placed)		(6,627)	(9,911)
Net cash generated from / (used) in investing activities		174	(25,071)

	Notes	Sept 2022	Sept 2021
<u>Cash flow from financing activities</u>			
Interest paid		(239)	(98)
Payment of principal of lease liabilities		(599)	(517)
Payment of interest of lease liabilities		(115)	(122)
Dividend paid (including tax thereon)		(2,849)	(2,493)
Proceeds/ (repayment) from short-term borrowings		(25)	25
Net cash used in financing activities		(3,827)	(3,205)
Net increase / (decrease) in cash and cash equivalents		5,631	(14,938)
Cash and cash equivalents at beginning of the year		3,372	18,311
Effect of exchange gain / (loss) on cash and cash equivalents		21	(1)
Cash and cash equivalents at the end of the year	16	9,024	3,372
Cash and cash equivalents at the end of the year includes:			
Balances with banks		9,004	3,257
Cash on hand		1	1
Cheques / drafts on hand		19	114
		9,024	3,372

Changes in liabilities arising from financing activities:

The changes in liabilities arising from financing activities is on account of cash flow changes only and there are no non-cash changes.

The above Cash flow statement has been prepared under the "Indirect Method" as set out in Ind AS 7 - Statement of Cash Flows.

The figures for year ended 30 September 2021 in the Statement of Profit and Loss have been restated on account of divestment of Large Drives Applications (LDA) business (refer note 59).

Significant accounting policies

1 & 2

The accompanying notes are an integral part of the standalone financial statements.

As per our report of even date

For B S R & Co. LLP

Chartered Accountants

ICAI Firm Registration Number:- 101248W/W-100022

For and on behalf of the Board of Directors of Siemens Limited

Deepak S.Parekh

Chairman

DIN: 00009078

Sunil Mathur

Managing Director

and Chief Executive

Officer

DIN: 02261944

Daniel Spindler

Executive Director and

Chief Financial Officer

DIN: 08533833

Farhad Bamji

Partner

Membership No: 105234

Mehernosh B. Kapadia

Director and Chairman

of Audit Committee

DIN: 00046612

Ketan Thaker

Company Secretary

ACS No:16250

New Delhi

Date: 22 November 2022

New Delhi

Date: 22 November 2022

Statement of Changes in Equity as at 30 September 2022 (Currency: Indian rupees millions)

A Equity share capital

Particulars	Balance at the beginning of the current reporting period	Changes due to prior period errors	Restated balance at the beginning of the current reporting period	Changes during the current year	Balance at the end of the current reporting period
As at 30 September 2022	712	-	-	-	712
As at 30 September 2021	712	-	-	-	712

B Other equity

Current reporting period FY 2022

Particulars	Reserves & Surplus						Other comprehensive income	Total
	Capital reserve	Securities premium	Amalgamation reserve	Capital redemption reserve	General reserve	Retained earnings	Cash flow hedging reserve	
Balance as at 30 September 2021	538	1,567	56	*	31,503	69,052	(4)	102,725 **
Profit for the year	-	-	-	-	-	15,308	4	15,312
Other comprehensive income (net of tax)#	-	-	-	-	-	(22)	81	59
Total comprehensive income for the year	-	-	-	-	-	15,286	85	15,371
Dividend paid	-	-	-	-	-	(2,849)	-	(2,849)
Balance as at 30 September 2022	538	1,567	56	*	31,503	81,489	81	115,247 **

Previous reporting period FY 2021

Particulars	Reserves & Surplus						Other comprehensive income	Total
	Capital reserve	Securities premium	Amalgamation reserve	Capital redemption reserve	General reserve	Retained earnings	Cash flow hedging reserve	
Balance as at 30 September 2020	538	1,567	56	*	31,503	60,240	111	94,028 **
Profit for the year	-	-	-	-	-	11,030	(111)	10,919
Other comprehensive income (net of tax)#	-	-	-	-	-	275	(4)	271
Total comprehensive income for the year	-	-	-	-	-	11,305	(115)	11,190
Dividend paid	-	-	-	-	-	(2,493)	-	(2,493)
Balance as at 30 September 2021	538	1,567	56	*	31,503	69,052	(4)	102,725 **

* denotes figures less than a million

** Transferred to exchange loss / (gains) in Statement of Profit & Loss

The amount in Retained earnings includes Re-measurement gains /(losses) on defined benefit plans.

Significant accounting policies

1 & 2

The accompanying notes are an integral part of the standalone financial statements.

As per our report of even date

For B S R & Co. LLP

Chartered Accountants

ICAI Firm Registration Number:- 101248W/W-100022

For and on behalf of the Board of Directors of Siemens Limited

Deepak S.Parekh

Chairman

DIN: 00009078

Sunil Mathur

Managing Director and

Chief Executive Officer

DIN: 02261944

Daniel Spindler

Executive Director and

Chief Financial Officer

DIN: 08533833

Farhad Bamji

Partner

Membership No: 105234

Mehernosh B. Kapadia

Director and Chairman

of Audit Committee

DIN: 00046612

Ketan Thaker

Company Secretary

ACS No:16250

New Delhi

Date: 22 November 2022

New Delhi

Date: 22 November 2022

Notes to the Financial Statements for the year ended 30 September 2022 (Currency: Indian rupees millions)

Corporate information

Siemens Limited ("The Company") is a public company domiciled in India with its registered office at Birla Aurora, Level 21, Plot No. 1080 Dr. Annie Besant Road, Worli Mumbai – 400030. The Company is listed on National Stock Exchange of India Limited (NSE) and BSE Limited (BSE).

The Company offers products, integrated solutions for industrial applications for manufacturing industries, drives for process industries, intelligent infrastructure and buildings, efficient and clean power generation from fossil fuels and oil & gas applications, transmission and distribution of electrical energy for passenger and freight transportation, including rail vehicles, rail automation and rail electrification systems.

1. Significant accounting policies

1.1 Basis of preparation of financial statements

The financial statements of the Company have been prepared in accordance with Indian Accounting Standards (Ind AS) notified pursuant to section 133 of the Companies Act, 2013 read with Rule 3 of the Companies (Indian Accounting Standards) Rules, 2015 and other relevant provisions of the Companies Act.

The financial statements have been prepared and presented under the historical cost convention, except for derivative instruments, defined benefit plans and certain other financial assets and liabilities which have been measured at fair value (refer accounting policy regarding financial instruments).

The accounting policies adopted in the preparation of financial statements are consistent for all the periods presented.

The financial statements are presented in INR, which is the functional currency and all values are rounded to the nearest million (INR 1,000,000), except when otherwise indicated.

The financial statements were authorised for issue in accordance with a resolution of Board of directors on 22 November 2022.

1.2 Current versus non-current classification

All assets and liabilities have been classified as current or non-current as per the Company's operating cycle. Based on the nature of business and the time between acquisition of assets for processing and their realisation in cash and cash equivalents, the Company has ascertained its operating cycle as 12 months for the purpose of current or non-current classification of assets and liabilities.

Deferred tax assets and liabilities are classified as non-current assets and liabilities.

1.3 Property, plant and equipment

Property, plant and equipment are stated at cost of acquisition less accumulated depreciation and impairment losses, if any. The cost includes taxes, duties, freight and other incidental expenses related to the acquisition and installation of the respective assets. Subsequent expenditure related to an item of property, plant and equipment is added to its book value only if it increases the future economic benefits from the existing assets beyond its previously assessed standard of performance.

Depreciation on property, plant and equipment is provided on a straight-line basis over the useful lives of assets estimated by the management, taking into account the nature of the asset on technical evaluation of the useful life, which may not necessarily be in alignment with the indicative useful lives prescribed by Schedule II to the Companies Act, 2013. The following useful lives are considered:

Notes to the Financial Statements (*Continued*) for the year ended 30 September 2022 (Currency: Indian rupees millions)

1.3 Property, plant and equipment (*Continued*)

Assets	Estimated useful lives
Buildings	
- Factory buildings	30 years
- Other buildings	50 years
- Roads	10 years
- Leasehold improvements	Over the lease period
Plant and equipment	3 – 20 years
Furniture and fixtures	5 years
Office equipments	
- Computers	3 years
- Hardware, mainframes and servers	5 years
- Other office equipments	3 - 5 years
Vehicles	4 years

If significant parts of property, plant and equipment have different useful lives, then they are accounted as separate items (major components) of property, plant and equipment.

Items of property, plant and equipment that have been retired from active use and are held for disposal are stated at the lower of their carrying value and estimated net realizable value and are disclosed separately in the financial statements. Any gain or loss on disposal of an item of property, plant and equipment is recognised in Statement of Profit and loss.

Capital work-in-progress includes the cost of property, plant and equipment that are not ready for intended use at the balance sheet date.

Advances paid towards the acquisition of property, plant and equipment outstanding at each balance sheet date is classified as capital advances under "Other Non-Current Assets".

1.4 Intangible assets

Intangible assets comprises of software and technical know-how. Intangible assets are stated at cost of acquisition less accumulated amortisation and impairment losses, if any. These intangible assets are amortised on a straight-line basis based on the following useful lives, which in management's estimate represents the period during which economic benefits will be derived from their use:

Assets	Estimated useful lives
Software	3 - 5 years
Technical know-how	5 - 10 years

1.5 Investment property

Investments in land or buildings (including property under construction) which are held to earn rentals and/or for capital appreciation are classified as investment property. Investment properties are initially measured at cost, including transaction costs. Subsequent to initial recognition, investment properties are stated at cost, net of accumulated depreciation and accumulated impairment losses, if any.

The cost comprises purchase price and borrowing costs, if capitalisation criteria are met and directly attributable cost of bringing the investment property to its working condition for the intended use.

1.5 Investment property (Continued)

Depreciation on investment property is provided on a straight-line basis over the useful lives of assets estimated by the management. Such classes of investment properties and their estimated useful lives are as under:

Assets	Estimated useful lives
Land	
- Freehold land	-
Factory Buildings	30 years

Investment properties are derecognised either when they have been disposed of or when they are permanently withdrawn from use and no future economic benefit is expected from their disposal. On disposal of an investment property, the difference between its carrying amount and net disposal proceeds is recognised in the Statement of Profit and Loss.

1.6 Revenue recognition

Revenue is recognised when control of the goods or services are transferred to the customer at an amount that reflects the consideration to which the Company expects to be entitled in exchange for those goods or services. Revenue is stated exclusive of Goods and services tax and net of trade and quantity discount.

Revenue from sale of products is recognised on transfer of control of products to the customers, which is usually on dispatch of goods.

When the outcome of a construction contract can be estimated reliably, revenue from construction contracts are recognised under the percentage-of-completion method, based on the percentage of costs incurred to date compared to the total estimated contract costs. An expected loss on the construction contract is recognised as an expense immediately. Contract revenue earned in excess of billing has been reflected as "Contract assets" and billing in excess of contract revenue has been reflected under "Contract liabilities" in the balance sheet.

Revenue from services represents service income other than from services which are incidental to sale of products and projects. Revenue from services is recognised as per the terms of the contract with the customer using the proportionate completion method. Revenue from services rendered over a period of time, such as annual maintenance contracts, are recognised on straight line basis over the period of the performance obligation.

Commission income is recognised as and when the terms of the contract are fulfilled alongwith the proof of shipment is received from the supplier.

Export incentives receivable are accrued for, when the right to receive the credit is established and there is no significant uncertainty regarding the realisability of the incentive.

Rental income arising from operating leases is accounted on a straight-line basis over the lease terms and is included in revenue in the Statement of Profit and Loss due to its operating nature.

1.7 Inventories

Inventories comprise all costs of purchase, conversion and other costs incurred in bringing the inventories to their present location and condition.

Raw materials, work-in-progress, finished goods and traded goods are carried at the lower of cost and net realisable value. Cost is determined on the basis of the weighted average method.

The net realisable value of work-in-progress is determined with reference to the estimated selling price less estimated cost of completion and estimated costs necessary to make the sale of related finished goods. Raw materials held for the production of finished goods are not written down below cost except in case where material prices have declined and it is estimated that the cost of the finished product will exceed its net realisable value.

1.8 Ind AS 116 - Leases

The Company's lease asset classes primarily consist of leases for Land and Buildings, vehicles and technical equipment's. The Company assesses whether a contract is (or contains) a lease, at inception of a contract. A contract is (or contains), a lease if the contract conveys the right to control the use of an identified asset for a period of time in exchange for consideration. To assess whether a contract conveys the right to control the use of an identified asset, the Company assesses whether:

Notes to the Financial Statements (*Continued*) for the year ended 30 September 2022 (Currency: Indian rupees millions)

1.8 Ind AS 116 - Leases (*Continued*)

- (i) the contract involves the use of an identified asset.
- (ii) the Company has substantially all the economic benefits from use of the asset through the period of the lease and
- (iii) the Company has the right to direct the use of the asset.

Where the Company is the lessee:

At the date of commencement of the lease, the Company recognises a Right-of-Use asset ("ROU") and a corresponding Lease Liability for all lease arrangements in which it is a lessee, except for leases with a term of twelve months or less (short-term leases) and leases of low value assets. For these short-term and leases of low value assets, the Company recognises the lease payments as an operating expense on a straight line basis over the term of the lease.

The ROU assets are initially recognised at cost, which comprises the initial amount of the lease liability adjusted for any lease payments made at or prior to the commencement date of the lease plus any initial direct costs less any lease incentives. They are subsequently measured at cost less Accumulated depreciation and impairment losses, if any. ROU assets are depreciated from the commencement date on a straight-line basis over the shorter of the lease term and useful life of the underlying asset.

The Lease liability is initially measured at the present value of the future lease payments. The lease payments are discounted using the interest rate implicit in the lease or, if not readily determinable, using the incremental borrowing rates. The lease liability is subsequently remeasured by increasing the carrying amount to reflect interest on the lease liability, reducing the carrying amount to reflect the lease payments made.

A lease liability is remeasured upon the occurrence of certain events such as a change in the lease term or a change in an index or rate used to determine lease payments. The remeasurement normally also adjusts the leased assets.

Lease liability and ROU asset have been separately presented in the Balance Sheet and Lease payments have been classified as financing cash flows:

Where the Company is the lessor

Assets subject to operating leases are included in property, plant and equipment and investment property. Lease income is recognised in the Statement of Profit and Loss on a straight-line basis over the lease term. Costs, including depreciation are recognised as an expense in the Statement of Profit and Loss. Initial direct costs such as legal costs, brokerage costs, etc. are recognised immediately in the Statement of Profit and Loss.

1.9 Employee benefits

(a) Short-term employee benefits

All employee benefits payable wholly within twelve months of rendering the service are classified as short-term employee benefits. Benefits such as salaries, wages and short-term compensated absences, etc. and the expected cost of ex-gratia are recognised in the period in which the employee renders the related service.

(b) Post-employment and other long-term benefits

- (i) **Defined Contribution Plans:** The Company's approved superannuation scheme and employee state insurance scheme are defined contribution plans. The Company's contribution payable under the schemes is recognised as expense in the Statement of Profit and Loss during the period in which the employee renders the related service.
- (ii) **Defined Benefit Plans and other Long Term Benefits:** The Company's gratuity, pension, medical benefit and retirement gift schemes are defined benefit plans. Leave wages, retention bonus, silver jubilee and star awards are other long term benefits. The present value of the obligation under such defined benefit plans and other long term benefits are determined based on actuarial valuation using the Projected Unit Credit Method, which recognises each period of service as giving rise to additional unit of employee benefit entitlement and measures each unit separately to build up the final obligation. In case of funded plans, the fair value of the plan assets is reduced from the gross obligation under the defined benefit plans to recognize the obligation on a net basis.

Provident fund has been considered as a defined benefit plan since any additional obligations on account of investment risk and interest rate risk are required to be met by the Company.

1.9 Employee benefits (Continued)

In case of defined benefit plans, remeasurement comprising of actuarial gains and losses, the return on plan assets (excluding amounts included in net interest on the net defined benefit liability or asset) and any change in the effect of asset ceiling (wherever applicable) is recognised in other comprehensive income (OCI) and is reflected in retained earnings and is not eligible to be reclassified to profit or loss. In case of other long term benefits, all remeasurements including actuarial gain or loss are charged to Statement of Profit and Loss.

The Company recognises following items in the net defined benefit obligation as an expense in Statement of Profit and Loss:

- Service cost including current service cost, past service cost and gains and losses on curtailments and settlements; and
- Net interest expense or income.

Provision for leave wages, pension, medical benefit, retention bonus, silver jubilee and star awards which is expected to be utilized within the next 12 months is treated as short-term employee benefits and beyond 12 months as long term employee benefits. For the purpose of presentation, the allocation between short and long term provisions has been made as determined by an actuary.

The contribution to gratuity trust is expected to be made within next 12 months. Accordingly, the provision for gratuity is classified as current.

1.10 Share-based payments

Share-based payment consists of share awards of the Holding Company to the employees of the Company. These awards are predominantly designed as cash-settled transactions. The fair value of the amount payable is remeasured at the end of each reporting period upto the settlement date, with the changes in the fair value recognised as employee benefits expenses with a corresponding increase in liabilities.

1.11 Financial instruments

A financial instrument is any contract that gives rise to a financial asset of one entity and a financial liability or equity instrument of another entity.

Financial assets

Initial recognition and measurement

On initial recognition, financial assets are recognised at fair value. In case of financial assets which are recognised at fair value through profit and loss (FVTPL), its transaction costs are recognised in the statement of profit and loss. In other cases, the transaction costs are attributed to the acquisition value of the financial asset.

Subsequent measurement

For purposes of subsequent measurement, financial assets are classified in the below categories:

- (a) Financial assets at amortised cost
- (b) Financial assets including derivatives at fair value through profit or loss (FVTPL)
- (c) Financial assets at fair value through other comprehensive income (FVTOCI)
- (d) Equity instruments

(a) Financial assets at amortised cost

Financial assets are subsequently measured at amortised cost if these financial assets are held within a business where the objective is to hold these assets in order to collect contractual cash flows and the contractual terms of the financial asset give rise on specified dates to cash flows that are solely payments of principal and interest on the principal amount outstanding.

Notes to the Financial Statements (*Continued*) for the year ended 30 September 2022 (Currency: Indian rupees millions)

1.11 Financial instruments (*Continued*)

After initial measurement, such financial assets are subsequently measured at amortised cost using the Effective Interest Rate (EIR) method. Amortised cost is calculated by taking into account any discount or premium on acquisition and fees or costs that are an integral part of the EIR. The EIR amortisation is included in finance income in the Statement of Profit and Loss. The losses arising from impairment are recognised in the Statement of Profit and Loss. This category generally applies to trade and other receivables, loans and other financial assets.

(b) Financial Assets including derivatives at fair value through profit or loss (FVTPL)

Financial assets are measured at fair value through profit and loss unless it is measured at amortised cost or at fair value through other comprehensive income on initial recognition. The transaction costs directly attributable to the acquisition of financial assets at fair value through profit and loss are immediately recognised in the Statement of Profit and Loss.

(c) Financial Assets at fair value through other comprehensive income (FVTOCI)

Derivative instruments included in FVTOCI category are measured initially as well as at each reporting date at fair value. Movement in fair value is recognised in OCI.

(d) Equity instruments

Equity investment in subsidiary is measured at cost.

Derecognition

A financial asset is primarily derecognised when:

- (a) the right to receive cash flows from the asset has expired, or
- (b) the Company has transferred its rights to receive cash flows from the asset or has assumed an obligation to pay the received cash flows in full without material delay to a third party under a pass-through arrangement; and a) the Company has transferred substantially all the risks and rewards of the asset, or b) the Company has neither transferred nor retained substantially all the risks and rewards of the asset, but has transferred control of the asset.

On derecognition of a financial asset in its entirety, the differences between the carrying amounts measured at the date of derecognition and the consideration received is recognised in the Statement of Profit and Loss.

Impairment of financial assets

The Company applies the expected credit loss (ECL) model for measurement and recognition of impairment losses on the following financial assets and credit risk exposure:

- (a) Financial assets that are measured at amortised cost e.g. deposits
- (b) Trade receivables, contract assets or any another financial asset that result from transactions that are within the scope of Ind AS 115.

The Company follows the simplified approach for recognition of impairment loss allowance on trade receivables (net of billing in excess) and contract assets. The application of the simplified approach does not require the Company to track changes in credit risk. Rather, it recognizes impairment loss allowance based on lifetime ECLs at each reporting date, right from its initial recognition.

For recognition of impairment loss on other financial assets and risk exposure, the Company determines whether there has been a significant increase in the credit risk since initial recognition. If credit risk has not increased significantly, twelve-month ECL is used to provide for impairment loss. However, if credit risk has increased significantly, lifetime ECL is used. If in a subsequent period, credit quality of the instrument improves such that there is no longer a significant increase in credit risk since initial recognition, then the entity reverts to recognising impairment loss allowance based on twelve-month ECL.

Lifetime ECL are the expected credit losses resulting from all possible default events over the expected life of a financial instrument. The twelve-month ECL is a portion of the lifetime ECL which results from default events that are possible within twelve months after the reporting date.

1.11 Financial instruments (Continued)

ECL is the difference between net of all contractual cash flows that are due to the Company in accordance with the contract and all the cash flows that the entity expects to receive (i.e., all cash shortfalls), discounted at the original EIR.

When estimating the cash flows, an entity is required to consider:

- All contractual terms of the financial instrument (including prepayment, extension, call and similar options) over the expected life of the financial instrument. However, in rare cases when the expected life of the financial instrument cannot be estimated reliably, then the entity is required to use the remaining contractual term of the financial instrument.
- Cash flows from the sale of collateral held or other credit enhancements that are integral to the contractual terms.

As a practical expedient, the Company uses a provision matrix to determine impairment loss allowance on trade receivables (net of billing in excess) and Contract assets.

The Company does not have any purchased or originated credit-impaired financial assets, i.e., financial assets which are credit impaired on purchase/origination.

ECL impairment loss allowance (or reversal) recognised during the period is recognised in the Statement of Profit and Loss. This amount is reflected under the head 'Other expenses' in the Statement of Profit and Loss.

Financial liabilities

Initial recognition and measurement

Financial liabilities are classified, at initial recognition, as financial liabilities at fair value through profit or loss (FVTPL), payables, or as derivatives designated as hedging instruments in an effective hedge, as appropriate.

On initial recognition, financial liabilities are recognised at fair value. In case of financial liabilities which are recognised at fair value through profit and loss (FVTPL), its transaction costs are recognised in the statement of profit and loss. In other cases, the transaction costs are attributed to the acquisition or issue of the financial liabilities.

The Company's financial liabilities include trade and other payables and derivative financial instruments.

Subsequent measurement

Financial liabilities, including derivatives and embedded derivatives, which are designated for measurement at FVTPL are subsequently measured at fair value. All other financial liabilities such as deposits are measured at amortised cost using EIR method.

For trade and other payables maturing within one year from the Balance Sheet date, the carrying amount that approximates the fair value is used due to the short maturity of these instruments.

Derecognition

A financial liability is derecognised when the obligation under the liability is discharged or cancelled or expired. When an existing financial liability is replaced by another from the same lender on substantially different terms, or the terms of an existing liability are substantially modified, such an exchange or modification is treated as the derecognition of the original liability and the recognition of a new liability. The difference in the respective carrying amounts is recognised in the Statement of Profit and Loss.

Offsetting of financial instruments

Financial assets and financial liabilities are offset and the net amount is reported in the balance sheet if there is a currently enforceable legal right to offset the recognised amounts and there is an intention to settle on a net basis, to realise the assets and settle the liabilities simultaneously.

Notes to the Financial Statements (*Continued*) for the year ended 30 September 2022 (Currency: Indian rupees millions)

1.12 Foreign currency transactions

The Company is exposed to currency fluctuations on foreign currency transactions. Transactions denominated in foreign currency are recorded at the exchange rate prevailing on the date of transactions.

Exchange differences arising on foreign exchange transactions settled during the year are recognised in the Statement of Profit and Loss of the year.

Translation

Monetary assets and liabilities in foreign currency, which are outstanding as at the year-end, are translated at the year-end at the closing exchange rate and the resultant exchange differences are recognised in the Statement of Profit and Loss. Non monetary items are stated in the balance sheet using the exchange rate at the date of the transaction / date when fair value was determined.

Derivative instruments and hedge accounting

The Company's exposure to foreign currency fluctuations relates to foreign currency assets, liabilities and forecasted cash flows. The Company limits the effects of foreign exchange rate fluctuations by following established risk management policies including the use of derivatives like forward contracts and options. The Company enters into forward exchange contracts and options, where the counterparty is a bank. The hedging strategy is used for mitigating the currency fluctuation risk and the Company does not use the forward exchange and options contracts for trading or speculative purpose.

The forward exchange and options contracts are re-measured at fair value at each reporting date with the resultant gains/ losses thereon being recorded in Statement of Profit and Loss, except that are designated as hedges.

Commodity risk is mitigated by entering into future contracts to hedge against fluctuation in commodity prices

The Company designates some of the forward contracts in a cash flow hedging relationship by applying the hedge accounting principles.

These forward contracts are stated at fair value at each reporting date. Changes in the fair value of these forward contracts that are designated as hedges for future cash flows are recognised directly in OCI and reflected in the cash flow hedge reserve, net of applicable deferred income taxes. The ineffective portion is recognised immediately in the Statement of Profit and Loss.

Amounts accumulated in cash flow hedge reserve are reclassified to profit and loss in the period during which the forecasted transaction materialises.

Hedge accounting is discontinued when the hedging instrument expires or is sold, terminated, or exercised, or no longer qualifies for hedge accounting. For forecasted transactions, any cumulative gain or loss on the hedging instrument recognised in cash flow hedge reserve is retained there until the forecasted transaction occurs.

If the forecasted transaction is no longer expected to occur, the net cumulative gain or loss recognised in cash flow hedge reserve is immediately transferred to the Statement of Profit and Loss for the period.

1.13 Fair value measurement

Fair value is the price that would be received to sell an asset or paid to transfer a liability in an orderly transaction between market participants at the measurement date.

All assets and liabilities for which fair value is measured or disclosed in the financial statements are categorised within the fair value hierarchy, described as follows, based on the lowest level input that is significant to the fair value measurement as a whole:

- **Level 1** - Quoted (unadjusted) market prices in active markets for identical assets or liabilities.
- **Level 2** - Valuation techniques for which the lowest level input that is significant to the fair value measurement is directly or indirectly observable.
- **Level 3** - Valuation techniques for which the lowest level input that is significant to the fair value measurement is unobservable.

For assets and liabilities that are recognised in the financial statements on a recurring basis, the Company determines whether transfers have occurred between levels in the hierarchy by re-assessing categorisation (based on the lowest level input that is significant to the fair value measurement as a whole) at the end of each reporting period.

1.13 Fair value measurement (Continued)

For the purpose of fair value disclosures, the Company has determined classes of assets and liabilities on the basis of the nature, characteristics and risks of the asset or liability and the level of the fair value hierarchy as explained above.

In determining the fair value of its financial instruments, the Company uses a variety of methods and assumptions that are based on market conditions and risks existing at each reporting date. The methods used to determine fair value includes discounted cash flow analysis, available quoted market prices and dealer quotes. All methods of assessing fair value result from general approximation of value and the same may differ from the actual realised value.

1.14 Taxation

Income-tax expense comprises current tax (i.e. amount of tax for the year determined in accordance with the income-tax law) and deferred tax charge or credit (reflecting the tax effect of temporary differences between accounting income and taxable income for the year) computed in accordance with the relevant provisions of the Income Tax Act, 1961. Current tax and deferred tax are recognised in the Statement of Profit and Loss, except when they relate to items that are recognised in OCI or directly in equity, in which case, the current and deferred tax are also recognised in other comprehensive income or directly in equity, respectively.

The current tax payable is based on taxable profit for the year. The Company's current tax is calculated using tax rates that have been enacted or substantively enacted, by the end of the reporting period. Advance taxes and provisions for current income taxes are presented in the balance sheet after off-setting advance tax paid and income tax provision arising in the same tax jurisdiction and where the relevant taxpaying units intend to settle the asset and liability on a net basis.

Deferred tax is provided using the balance sheet method on temporary differences between the tax bases of assets and liabilities and their carrying amounts for financial reporting purposes at the reporting date.

The deferred tax charge or credit and the corresponding deferred tax liabilities or assets are recognised using the tax rates that have been enacted or substantively enacted by the balance sheet date. Deferred tax assets are generally recognised for all deductible temporary differences to the extent it is probable that taxable profits will be available against those deductible temporary differences and can be realised. Deferred tax assets are reviewed as at each balance sheet date and written down to the extent it is no longer probable that sufficient taxable profits will be available to allow all or part of the asset to be recovered.

Deferred tax assets and liabilities are offset when they relate to income taxes levied by the same taxation authority and the relevant entity intends to settle its current tax assets and liabilities on a net basis.

Deferred tax relating to items recognised outside profit or loss is recognised outside profit or loss (either in other comprehensive income or in equity). Deferred tax items are recognised in correlation to the underlying transaction either in OCI or directly in equity.

1.15 Earnings per share

Basic earnings per share are computed by dividing the net profit attributable to equity shareholders for the year, by the weighted average number of equity shares outstanding during the year.

For the purpose of calculating diluted earnings per share, the net profit or loss for the year attributable to equity shareholders and the weighted average number of shares outstanding during the year are adjusted for the effects of all dilutive potential equity shares.

1.16 Provisions and contingencies

Provisions are recognised when the Company recognises it has a present obligation (legal or constructive) as a result of past events and it is probable that an outflow of resources embodying economic benefits will be required to settle the obligation and a reliable estimate can be made of the amount of the obligation. If the effect is material, provisions are recognised at present value by discounting the expected future cash flows at a pretax rate that reflects current market assessments of the time value of money. When a contract becomes onerous, the present obligation under the contract is recognised as a provision. These are reviewed at each balance sheet date and adjusted to reflect current best estimates.

Disclosures for contingent liability are made when there is a possible and present obligation that arises from past events which is not recognised since it is not probable that there will be an outflow of resources. When there is a possible and present obligation in respect of which the likelihood of outflow of resources is remote, no disclosure is made.

Loss contingencies arising from claims, litigation, assessment, fines, penalties, etc. are recorded when it is probable that a liability has been incurred and the amount can be reasonably estimated.

Provisions for warranty related cost are recognised when the product is sold or service is provided to the customer. Initial recognition is based on past experience.

Contingent assets are not recognised in the financial statements.

Notes to the Financial Statements (*Continued*) for the year ended 30 September 2022 (Currency: Indian rupees millions)

1.17 *Cash and Cash equivalents*

Cash and cash equivalents include cash, cheques in hand, cash at bank and deposits with banks having maturity of three months or less. Bank deposits with original maturity of up to three months are classified as 'Cash and cash equivalents' and with original maturity of more than three months are classified as 'Other bank balances'.

1.18 *Government grants and subsidies*

Grants and subsidies from the government are recognised when there is reasonable assurance that (i) the company will comply with the conditions attached to them, and (ii) the grant/subsidy will be received.

When the grants or subsidies relate to revenue, they are recognised as income on a systematic basis in the Statement of Profit and Loss over the periods necessary to match them with the related costs for which they are intended to compensate. Where the grants or subsidies relate to an asset, the same are presented in the balance sheet by deducting the grant in arriving at the carrying amount of the asset.

1.19 *Non-current assets held for sale and discontinued operations*

Non-current assets (including disposal groups) are classified as held for sale if their carrying amount will be recovered principally through a sale transaction rather than through continuing use and a sale is considered highly probable.

Non-current assets classified as held for sale are measured at lower of their carrying amount and fair value less cost to sell.

Property, plant and equipment and intangible assets once classified as held for sale/distribution to owners are not depreciated or amortised.

Non-current assets classified as held for sale and the assets and liabilities of a disposal group classified as held for sale are presented separately from the other assets and liabilities in the Balance Sheet.

A discontinued operation is a component of the entity that has been disposed of or is classified as held for sale and represents a separate major line of business or geographical area of operations and is part of a single co-ordinated plan to dispose of such a line of business or area of operations.

The results of discontinued operations are presented separately in the Statement of Profit and Loss.

2. *Significant accounting judgments, estimates and assumptions*

The preparation of financial statements in conformity with Ind AS requires management to make estimates and assumptions that affect the reported amounts of revenue, expenses, assets and liabilities. Actual results could differ from those estimates. Any revision to accounting estimates is recognised prospectively.

The key assumptions concerning the future and other key sources of estimating uncertainty at the reporting date, that have a significant risk of causing a material adjustment to the carrying amounts of assets and liabilities within the next financial year, are described below. The Company has based its assumptions and estimates on parameters available when the financial statements were prepared. Existing circumstances and assumptions about future developments, however, may change due to market changes or circumstances arising that are beyond the control of the Company. Such changes are reflected in the assumptions when they occur.

2.1 *Project revenue and costs*

The percentage-of-completion (POC) method places considerable importance on accurate estimates to the extent of progress towards completion and may involve estimates on the scope of deliveries and services required for fulfilling the contractually defined obligations. These significant estimates include total contract costs, total contract revenues, contract risks, including technical, political and regulatory risks, and other judgments. The Company re-assesses these estimates on periodic basis and makes appropriate revisions accordingly.

2.2 *Taxes*

Significant management judgment is required to determine the amount of deferred tax assets that can be recognised, based upon the likely timing and the level of future taxable profits together with future tax planning strategies.

2.3 Property, plant and equipment and intangible assets

The charge in respect of periodic depreciation is derived after determining an estimate of an asset's expected useful life and the expected residual value at the end of its life. The useful lives and residual values of the Company's assets are determined by management at the time the asset is acquired and reviewed periodically, including at each financial year end. The lives are based on historical experience with similar assets as well as anticipation of future events, which may impact their life, such as changes in technology.

2.4 Leases

The Company uses estimates and judgements in identification of leases, identification of non-lease component of lease, lease term assessment considering termination and renewal option and the discounting rate used.

The Company evaluates if an arrangement qualifies to be a lease as per the requirements of Ind AS 116. Identification of a lease requires significant judgement. The Company uses significant judgement in assessing the lease term (including anticipated renewals) and the applicable discount rate. The Company determines the lease term as the non-cancellable period of a lease, together with both periods covered by an option to extend the lease if the Group is reasonably certain to exercise that option; and periods covered by an option to terminate the lease if the Company is reasonably certain not to exercise that option. In assessing whether the Company is reasonably certain to exercise an option to extend a lease, or not to exercise an option to terminate a lease, it considers all relevant facts and circumstances that create an economic incentive for the Company to exercise the option to extend the lease, or not to exercise the option to terminate the lease. The Company revises the lease term if there is a change in the non-cancellable period of a lease. The discount rate is generally based on the incremental borrowing rate specific to the lease being evaluated or for a portfolio of leases with similar characteristics.

2.5 Impairment of non-financial assets

The Company assesses at each balance sheet date whether there is any indication that an asset or a group of assets (cash generating unit) may be impaired. If any such indication exists, the Company estimates the recoverable amount of the asset or cash generating unit.

The recoverable amount is the greater of the asset's net selling price and value in use. In assessing value in use, the estimated future cash flows are discounted to the present value using a pre-tax discount rate that reflects current market assessments of the time value of money and the risks specific to the asset. In determining net selling price, recent market transactions are taken into account, if available. If no such transactions can be identified, an appropriate valuation model is used. If such recoverable amount of the asset or the recoverable amount of the cash-generating unit to which the asset belongs is less than its carrying amount, the carrying amount is reduced to its recoverable amount. The reduction is treated as an impairment loss and is recognised in the Statement of Profit and Loss. If at the balance sheet date there is an indication that a previously assessed impairment loss no longer exists, the recoverable amount is reassessed and the asset is reflected at the recoverable amount subject to a maximum of depreciable historical cost, had no impairment been recognised.

2.6 Employee benefits

The Company's obligation for employee benefits is determined based on actuarial valuations. An actuarial valuation involves making various assumptions that may differ from actual developments in the future. These include the determination of the discount rate, future salary increases and mortality rates. Due to the complexities involved in the valuation and its long-term nature, these liabilities are highly sensitive to changes in these assumptions. All assumptions are reviewed at each reporting date.

Refer note 50 for details of the key assumptions used in determining the accounting of these plans.

The parameter most subject to change is the discount rate. In determining the appropriate discount rate for plans operated in India, the Actuary considers the interest rates of government bonds in currencies consistent with the currencies of the post-employment benefit obligation.

The mortality rate is based on publicly available mortality tables for India. Those mortality tables tend to change only at interval in response to demographic changes. Future salary increases and gratuity increases are based on expected future inflation rates for the respective countries.

2.7 Impairment of financial assets

The Company assesses impairment on financial assets based on Expected Credit Loss (ECL) model. The provision matrix is based on its historically observed default rates over the expected life of the financial assets and is adjusted for forward looking estimates. At every reporting date, the historical observed default rates are updated and changes in forward looking estimates are analysed.

Notes to the Financial Statements (*Continued*) for the year ended 30 September 2022 (Currency: Indian rupees millions)

2.8 Provisions

Significant estimates are involved in the determination of provisions related to liquidated damages, onerous contracts, warranty costs, asset retirement obligations, legal and regulatory proceedings (Legal Proceedings). The Company records a provision for onerous sales contracts when current estimates of total contract costs exceed expected contract revenue. The provision for warranty, liquidated damages and onerous contracts is based on the best estimate required to settle the present obligation at the end of reporting period.

Legal Proceedings often involve complex legal issues and are subject to substantial uncertainties. Accordingly, considerable judgment is part of determining whether it is probable that there is a present obligation as a result of a past event at the end of the reporting period, whether it is probable that such a Legal Proceeding will result in an outflow of resources and whether the amount of the obligation can be reliably estimated. Internal and external counsels are generally part of the determination process.

All the estimates are revised periodically.

Standard issued that are not yet effective

Ministry of Corporate Affairs ("MCA") notifies new standards or amendments to the existing standards. On 23 March, 2022, MCA amended the Companies (Indian Accounting Standards) Amendment Rules, 2022, applicable to the Company for the financial year starting 1 October 2022 as below:

(i) Ind AS 103 - Business Combination

The amendments specifies that to qualify for recognition as part of applying the acquisition method, the identifiable assets acquired and liabilities assumed must meet the definitions of assets and liabilities in the Conceptual Framework for Financial Reporting under Ind AS (Conceptual Framework), issued by the ICAI at the acquisition date. These changes do not significantly change the requirements of Ind AS 103. The Company does not expect the amendment to have any significant impact in its financial statements.

(ii) Ind AS 16 - Property, Plant and Equipment (PPE)

The amendments clarifies that excess of net sale proceeds of items produced over the cost of testing while preparing the asset for its intended use (if any), shall not be recognised in the profit or loss but deducted from the directly attributable cost considered as part of cost of an item PPE. The Company does not expect the amendment to have any significant impact in its financial statements.

(iii) Ind AS 37 - Provisions, Contingent Liabilities and Contingent Assets

The amendments specify that that the 'cost of fulfilling' a contract comprises the 'costs that relate directly to the contract'. Costs that relate directly to a contract can either be incremental costs of fulfilling that contract (examples would be direct labour, materials) or an allocation of other costs that relate directly to fulfilling contracts (an example would be the allocation of the depreciation charge for an item of property, plant and equipment used in fulfilling the contract). The amendment is essentially a clarification and the Company does not expect the amendment to have any significant impact in its financial statements.

(iv) Ind AS 109 - Financial Instruments

The amendment clarifies which fees an entity includes when it applies the '10 percent' test of Ind AS 109 in assessing whether to derecognise a financial liability or to consider as modification of existing financial liability. The Company does not expect the amendment to have any significant impact in its financial statements.

Notes to the Financial Statements as at 30 September 2022 (Currency: Indian rupees millions)

3 Property, plant and equipment

	Freehold Land	Buildings (Refer note i & ii)	Plant and equipment (Refer note ii)	Furniture and fixtures (Refer note ii)	Office equipments (Refer note ii)	Vehicles	Total
Gross carrying value							
At 1 October 2020	473	5,319	11,205	311	1,198	2	18,508
Additions	-	240	1,080	32	84	-	1,436
Deductions / adjustments	-	(62)	(274)	(33)	(2)	(1)	(372)
Transferred to Investment property	(101)	(1,013)	-	-	-	-	(1,114)
At 30 September 2021	372	4,484	12,011	310	1,280	1	18,458
Accumulated depreciation							
At 1 October 2020	-	1,122	6,672	254	676	1	8,725
Charge for the year	-	263	1,184	37	160	*	1,645
Charge for the period - discontinued operations (refer note 59)	-	-	29	-	-	*	29
Deductions / adjustments	-	(61)	(196)	(32)	*	(1)	(290)
Transferred to Investment property	-	(121)	-	-	-	-	(121)
At 30 September 2021	-	1,203	7,690	259	836	*	9,988
Net block							
At 30 September 2021	372	3,281	4,321	51	444	1	8,470

* denotes figures less than a million

Notes to the Financial Statements as at 30 September 2022 (Currency: Indian rupees millions)

3 Property, plant and equipment (Continued)

	Freehold Land	Buildings (Refer note i & ii)	Plant and equipment (Refer note ii)	Furniture and fixtures (Refer note ii)	Office equipments (Refer note ii)	Vehicles	Total
Gross carrying value							
At 1 October 2021	372	4,484	12,011	310	1,280	1	18,458
Additions	-	3	1,133	11	93	-	1,240
Deductions / adjustments	-	(40)	(208)	(19)	(64)	-	(331)
Transferred to investment property	-	-	-	-	-	-	-
Transferred due to sale of LDA business (refer note 59)	-	-	(165)	(1)	(2)	*	(168)
At 30 September 2022	372	4,447	12,771	301	1,307	*	19,199
Accumulated depreciation							
At 1 October 2021	-	1,203	7,690	259	836	*	9,988
Charge for the year	-	230	1,123	29	158	*	1,540
Charge for the period - discontinued operations (refer note 59)	-	-	21	*	*	*	21
Deductions / adjustments	-	(39)	(198)	(18)	(61)	*	(316)
Transferred to investment property	-	-	-	-	-	-	-
Transferred due to sale of LDA business (refer note 59)	-	-	(150)	(1)	(1)	*	(152)
At 30 September 2022	-	1,394	8,486	269	932	-	11,081
Net block							
At 30 September 2022	372	3,053	4,285	32	375	-	8,118

Notes:

i) Buildings includes gross block of ₹ 7 million (2021: ₹ 10 million) representing 10 shares of ₹ 50 each and 10 shares of ₹ 100 each (2021: 10 shares of ₹ 50 each and 10 shares of ₹ 100 each) in various co-operative housing societies respectively.

ii) **Assets include assets given on operating lease**

Particulars	Buildings	Plant and equipments	Furniture and fixtures	Office equipments
Gross carrying value as at 30 September 2021	95	48	14	7
Written Down Value as at 30 September 2021	46	20	*	5
Depreciation charge for the year	6	4	*	3
Gross carrying value as at 30 September 2022	227	208	1	60
Written Down Value as at 30 September 2022	143	114	*	10
Depreciation charge for the year	17	21	*	8

* denotes figures less than a million

4 Capital work-in-progress

Capital work in progress (CWIP) Ageing Schedule:

Particulars	Amount in CWIP for a period of				Total
	Less than 1 year	1-2 years	2-3 years	More than 3 years	
At 30 September 2022					
Projects in progress	462	22	9	-	493
Projects temporarily suspended	-	-	-	-	-
Total	462	22	9	-	493
At 30 September 2021					
Projects in progress	253	12	-	39	304
Projects temporarily suspended	-	-	-	-	-
Total	253	12	-	39	304

Details of projects which are overdue or has exceeded its cost compared to its original plan:

Particulars	To be completed in				Total
	Less than 1 year	1-2 years	2-3 years	More than 3 years	
At 30 September 2022	-	-	-	-	-
Total	-	-	-	-	-
At 30 September 2021					
765 KV Testing Trafco	133	-	-	-	133
Sanjeevan Project	13	-	-	-	13
Total	146	-	-	-	146

5 Investment Property

	Land and Buildings	Total
Gross carrying value		
At 1 October 2020	2	2
Additions	-	-
Deductions / adjustments	-	-
Transferred from Property, plant and equipment	1,114	1,114
At 30 September 2021	1,116	1,116
Accumulated depreciation		
At 1 October 2020	1	1
Charge for the year	22	22
Deductions / adjustments	-	-
Transferred from Property, plant and equipment	121	121
At 30 September 2021	144	144
Net block		
At 30 September 2021	972	972

Notes to the Financial Statements (*Continued*)

as at 30 September 2022

(Currency: Indian rupees millions)

5 Investment Property (*Continued*)

	Land and Buildings	Total
Gross carrying value		
At 1 October 2021	1,116	1,116
Additions	-	-
Deductions / adjustments	(11)	(11)
Transferred to assets held for sale	(266)	(266)
At 30 September 2022	839	839
Accumulated depreciation		
At 1 October 2021	144	144
Charge for the year	24	24
Deductions / adjustments	(7)	(7)
Transferred to assets held for sale	(75)	(75)
At 30 September 2022	86	86
Net block		
At 30 September 2022	753	753

Notes:

i) Information regarding income and expenditure on investment properties

	Sept 2022	Sept 2021
Rental income derived from investment properties	31	22
Direct operating expenses (including repairs and maintenance) generating rental income	(20)	(10)
Profit/(Loss) arising from investment properties before depreciation and indirect expenses	11	12
Less: Depreciation	(14)	(9)
Profit / (Loss) arising from investment properties before indirect expenses	(3)	3
Operating expenses (including depreciation) arising from Investment properties not generating rental income	(51)	(44)

ii) Fair value disclosure

Description of valuation techniques used and key inputs to valuation on investment properties:

Particulars	Valuation technique	Fair Value	
		Sept 2022	Sept 2021
Land and building	Stamp duty reckoner rate/ Valuation Report	2,818	3,937

The valuation of investment properties is in accordance with the Ready Reckoner rates prescribed for the purpose of levying stamp duty. The Company has referred to the publications and government website for Ready Reckoner rates. Further, the fair value of certain investment properties has been determined with the help of Independent valuer as defined under rule 2 of Companies (Registered Valuers and Valuation) Rules, 2017.

6 Other Intangible assets

	Intangible Assets		
	Technical know-how	Software	Total
Gross carrying value			
At 1 October 2020	43	30	73
Additions	-	*	-
Deductions / adjustments	-	*	-
At 30 September 2021	43	30	73
Accumulated depreciation / impairment			
At 1 October 2020	43	23	66
Charge for the year	-	3	3
Deductions / adjustments	-	*	-
At 30 September 2021	43	26	69
Net block			
At 30 September 2021	*	4	4

	Intangible Assets		
	Technical know-how	Software	Total
Gross carrying value			
At 1 October 2021	43	30	73
Additions	-	4	4
Deductions / adjustments	-	(8)	(8)
At 30 September 2022	43	26	69
Accumulated depreciation / impairment			
At 1 October 2021	43	26	69
Charge for the year	-	1	1
Deductions / adjustments	-	(8)	(8)
At 30 September 2022	43	19	62
Net block			
At 30 September 2022	*	7	7

* denotes figures less than a million

Notes to the Financial Statements (*Continued*) as at 30 September 2022 (Currency: Indian rupees millions)

	Sept 2022	Sept 2021
7 Investments - Non - current		
Investment in subsidiary Company (unquoted)(investment valued at cost unless otherwise stated)		
64,898 (2021 : 64,898) Equity Shares of ₹ 10 each fully paid-up in Siemens Rail Automation Pvt. Ltd.	550	550
43,924,114 (2021: 43,924,114) Equity Shares of ₹ 10 each fully paid-up in C&S Electric Ltd. (refer note 60)	21,637	21,570
Investment in Associate (unquoted)(investment valued at cost unless otherwise stated)		
176,300 (2021: Nil) Equity Shares of ₹ 10 each fully paid up in Sunsole Renewables Pvt. Ltd. (refer note 61)	14	-
Aggregate amount of unquoted investments	<u>22,201</u>	<u>22,120</u>
8 Trade receivables - Non - current (unsecured)		
Long-term trade receivables		
- considered good	1,243	908
- considered doubtful	8	6
	<u>1,251</u>	<u>914</u>
Impairment allowance	(8)	(6)
	<u>1,243</u>	<u>908</u>

Trade receivables ageing schedule

As at 30 September 2022

	Outstanding for following periods from due date of payment						Total
	Not due	Less than 6 months	6 months - 1 year	1-2 years	2-3 years	More than 3 years	
Undisputed Trade Receivables (considered good & doubtful)	1,251	-	-	-	-	-	1,251

As at 30 September 2021

	Outstanding for following periods from due date of payment						Total
	Not due	Less than 6 months	6 months - 1 year	1-2 years	2-3 years	More than 3 years	
Undisputed Trade Receivables (considered good & doubtful)	914	-	-	-	-	-	914

9 Loans - Non - current (unsecured, considered good)

Loan to employees	2	5
Loan to related parties (refer note 49 and below)	3,830	2,120
	<u>3,832</u>	<u>2,125</u>

Loans to related parties are given for the purpose of meeting the working capital requirements and for general corporate purposes.

The above loans to related parties are provided to fellow subsidiaries.

	Sept 2022	Sept 2021
10 Other financial assets - Non - current		
i) Financial assets at amortised cost		
Security deposits	336	465
Bank balances with original maturity of more than 12 months	-	2,000
ii) Financial assets at fair value through Profit or Loss		
Derivative contracts	270	53
	<u>606</u>	<u>2,518</u>
11 Income tax disclosure		
(a) Income tax expense		
Current tax:		
Current Income tax charge from continuing operations	4,556	3,598
Current Income tax charge from discontinued operations	848	116
Adjustments in respect of prior years	53	-
Adjustments in respect of prior years - True up	1	3
Deferred tax		
In respect of current year origination and reversal of temporary differences	(326)	14
Deferred Income Tax on discontinued operations	(7)	94
Adjustments in respect of prior years - True up	(1)	-
Deferred tax assets not recoverable	70	310
Total tax expense recognised in Statement of Profit and Loss	<u>5,194</u>	<u>4,135</u>
(b) Income Tax on Other Comprehensive Income		
Remeasurements of defined benefit plans	(8)	93
Fair value changes on derivative designated as cash flow hedge reserve	28	(1)
Total tax expense recognised in Other Comprehensive Income	<u>20</u>	<u>92</u>
(c) Reconciliation of tax expense and the accounting profit multiplied by India's domestic tax rate for 30 September 2022 and 30 September 2021		
Profit before tax from continuing operations	16,802	14,055
Profit / (Loss) before tax from discontinued operations	3,700	1,110
Other Comprehensive items	79	364
Total	<u>20,581</u>	<u>15,528</u>
Tax at statutory average income tax rate of 25.17% (2021 : 25.17%) (A)	<u>5,180</u>	<u>3,908</u>
Tax effect of expenses that are not deductible for tax purposes	2	72
Tax effect of Capital gain & tax paid at lower rate	(91)	(63)
Adjustments in respect of prior years - True up	53	-
Deferred tax assets not recoverable	70	310
Total (B)	<u>34</u>	<u>319</u>
At the effective income tax rate of 25.33% (2021: 27.22%) (A+B)	<u>5,214</u>	<u>4,227</u>
Income tax reported in Statement of Profit and Loss from continuing operations	4,305	3,615
Income tax attributable to discontinued operations	889	520
Income tax expense of Other Comprehensive Income	20	92
Total	<u>5,214</u>	<u>4,227</u>

Notes to the Financial Statements (*Continued*)

as at 30 September 2022

(Currency: Indian rupees millions)

11 Income tax disclosure (*Continued*)

(d) Movement of Deferred tax

	Balance Sheet		Profit & Loss	
	Sept 2022	Sept 2021	Sept 2022	Sept 2021
Deferred tax assets				
Arising on account of temporary differences in :				
Provision for doubtful debts and advances	481	507	(26)	(124)
Provision for loss allowance	288	200	88	(35)
Provisions made disallowed and allowed only on payment basis	517	911	(394)	(154)
Provision for inventory allowance	749	637	112	(245)
Other temporary differences	606	187	419	47
Less - Deferred tax liability				
Arising on account of temporary differences in :				
Accelerated Depreciation for tax purposes	(357)	(421)	64	95
Deferred tax assets (net)	2,284	2,021	263	(416)
Deferred tax recognised directly in Other Comprehensive Income	108	38	70	(6)
Total Deferred tax as shown in Balance sheet and Profit and Loss	2,392	2,059	333	(422)

(e) Reconciliation of deferred tax assets, net

	Sept 2022	Sept 2021
Opening balance	2,059	2,481
Tax income/(expense) during the year recognised in Profit or Loss from continuing operations	305	(12)
Tax income/(expense) during the year recognised in Profit or Loss from discontinued operations	(42)	(404)
Tax income/(expense) during the year recognised in Other Comprehensive Income	70	(6)
Deferred tax assets (net)	2,392	2,059

12 Income tax assets (net)

Advance payments of income tax [net of provision for tax ₹ 60,122 (2021: ₹ 56,032) including payments made under protest of ₹ 6,564 (2021: ₹ 6,171)]	6,830	6,522
	<u>6,830</u>	<u>6,522</u>

13 Other non-current assets

Capital advances	127	100
Balances with statutory / government authorities [includes payments made under protest of ₹ 1,480 (2021: ₹ 1,528)]	2,718	2,791
	<u>2,845</u>	<u>2,891</u>

	Sept 2022	Sept 2021
14 Inventories (valued at lower of cost and net realisable value)		
Raw materials [includes Goods in Transit ₹ 712 (2021 : ₹ 369)]	6,594	5,038
Work-in-progress	4,726	4,821
Finished goods	3,250	2,616
Traded goods [includes Goods in Transit ₹ 1,079 (2021 : ₹ 1,257)]	4,668	3,372
	<u>19,238</u>	<u>15,847</u>

Amount of write down of inventories to net realisable value and other provisions recognised in the Statement of Profit and Loss as an expense is ₹ 353 (2021 : ₹ 244)

15 Trade receivables - Current (unsecured)		
Trade receivables	32,226	32,602
Receivables from related parties (refer note 49)	4,791	2,987
	<u>37,017</u>	<u>35,589</u>
Of which		
- considered good	35,462	34,352
- considered doubtful	919	456
- which have significant increase in credit risk	39	114
- credit impaired	597	667
	<u>37,017</u>	<u>35,589</u>
Impairment allowance	(1,555)	(1,237)
	<u>35,462</u>	<u>34,352</u>

Trade receivables ageing schedule

As at 30 September 2022

Particulars	Outstanding for following periods from due date of payment						Total
	Not due	Less than 6 months	6 months - 1 year	1-2 years	2-3 years	More than 3 years	
Undisputed Trade Receivables (considered good)	31,086	1,615	1,364	968	113	207	35,353
Undisputed Trade Receivables (considered doubtful)	474	304	41	53	21	26	919
Undisputed Trade Receivables (which have significant increase in credit risk)	11	20	*	3	1	4	39
Undisputed Trade Receivables (credit impaired)	128	29	27	71	79	170	504
Disputed Trade Receivables (considered good)	-	-	-	-	-	109	109
Disputed Trade Receivables (which have significant increase in credit risk)	-	-	-	-	-	-	-
Disputed Trade Receivables (credit impaired)	-	-	-	-	-	93	93
Total	<u>31,699</u>	<u>1,968</u>	<u>1,432</u>	<u>1,095</u>	<u>214</u>	<u>609</u>	<u>37,017</u>

* denotes figures less than a million

Notes to the Financial Statements (*Continued*) as at 30 September 2022 (Currency: Indian rupees millions)

15 Trade receivables - Current (unsecured) (*Continued*)

As at 30 September 2021

Particulars	Outstanding for following periods from due date of payment						Total
	Not due	Less than 6 months	6 months - 1 year	1-2 years	2-3 years	More than 3 years	
Undisputed Trade Receivables (considered good)	30,153	2,295	963	546	124	163	34,244
Undisputed Trade Receivables (considered doubtful)	221	152	58	15	10	-	456
Undisputed Trade Receivables (which have significant increase in credit risk)	-	-	29	20	22	43	114
Undisputed Trade Receivables (credit impaired)	56	61	72	123	155	107	574
Disputed Trade Receivables (considered good)	-	-	-	-	39	69	108
Disputed Trade Receivables (which have significant increase in credit risk)	-	-	-	-	-	-	-
Disputed Trade Receivables (credit impaired)	-	-	-	-	-	93	93
Total	30,430	2,508	1,122	704	350	475	35,589

- i) Trade receivable does not consist any amounts due from directors or other officers of the Company either severally or jointly with any other person. Nor any trade or other receivable are due from firms or private companies respectively in which any director is a partner, a director or a member.
- ii) For credit risk disclosures , refer note 57B
- iii) Trade receivables are non-interest bearing and are generally on terms of 30 to 90 days of credit period.

	Sept 2022	Sept 2021
16 Cash and cash equivalents		
Balances with banks		
- On current accounts	1,384	1,117
- Bank deposits with original maturity of less than 3 months	7,620	2,140
Cash on hand	1	1
Cheques / drafts on hand	19	114
	<u>9,024</u>	<u>3,372</u>
17 Bank balances other than cash and cash equivalents		
Bank deposits with remaining maturity of less than 12 months	53,658	45,031
Unpaid dividend account (refer note below)	81	85
	<u>53,739</u>	<u>45,116</u>

The balance in unpaid dividend is used only for payment of dividend.

	Sept 2022	Sept 2021
18 Loans - Current (unsecured, considered good)		
Inter corporate deposits to related parties (refer note 49 and below)	3,230	5,960
Loan to employees	50	98
	<u>3,280</u>	<u>6,058</u>
<p>Inter corporate deposit to related parties are given for the purpose of meeting the working capital requirements. The above inter corporate deposits to related parties are given to fellow subsidiaries.</p>		
19 Other financial assets - Current		
i) Financial assets at amortised cost		
Security deposits		
- considered good	306	223
- considered doubtful	30	31
	<u>336</u>	254
Impairment allowance	<u>(30)</u>	<u>(31)</u>
	306	223
Interest accrued on inter corporate deposits	45	50
Interest accrued on bank deposits	470	288
Export incentive / Government grant	239	455
Others	657	453
ii) Financial assets at fair value through Profit or Loss		
Derivative contracts	497	447
iii) Financial assets at fair value through Other Comprehensive Income		
Derivative contracts	414	57
	<u>2,628</u>	<u>1,973</u>
20 Contract assets		
- considered good	17,193	13,193
- considered doubtful	196	202
	<u>17,389</u>	13,395
Impairment allowance	<u>(196)</u>	<u>(202)</u>
	<u>17,193</u>	<u>13,193</u>
21 Other current assets		
Advance to suppliers	1,440	595
Prepaid expenses	111	298
Balances with statutory / government authorities, net	1,936	2,254
Others	201	196
	<u>3,688</u>	<u>3,343</u>

Notes to the Financial Statements (*Continued*)

as at 30 September 2022

(Currency: Indian rupees millions)

	Sept 2022	Sept 2021
22 Share capital		
Authorised		
1,000,000,000 Equity shares of ₹ 2 each (2021: 1,000,000,000 Equity shares of ₹ 2 each)	<u>2,000</u>	<u>2,000</u>
	<u>2,000</u>	<u>2,000</u>
Issued		
356,983,950 Equity shares of ₹ 2 each (2021: 356,983,950 Equity shares of ₹ 2 each)	<u>714</u>	<u>714</u>
Subscribed and fully paid-up		
356,120,255 Equity shares of ₹ 2 each fully paid-up (2021: 356,120,255 Equity shares of ₹ 2 each fully paid-up)	<u>712</u>	<u>712</u>
	<u>712</u>	<u>712</u>

a) Shares held by Subsidiary and associates of Ultimate Holding Company:

169,882,943 (2021: 169,882,943) Equity shares of ₹ 2 each, fully paid-up, are held by the Subsidiary of Ultimate Holding Company, Siemens International Holding B.V.

85,468,862 (2021: 85,468,862) Equity shares of ₹ 2 each, fully paid-up, are held by the Associate of Ultimate Holding Company, Siemens Gas and Power Holding B.V.

11,738,108 (2021: 11,738,108) Equity shares of ₹ 2 each, fully paid-up, are held by Siemens Metals Technologies Vermögensverwaltungs GmbH (formerly known as Siemens VAI Metals Technologies GmbH), Subsidiary of Ultimate Holding Company.

b) Reconciliation of the number of shares outstanding at the beginning and at the end of the year:

Particulars	2022		2021	
	Number	Amount	Number	Amount
Shares outstanding at the beginning of the year	356,120,255	712	356,120,255	712
Shares issued / subscribed during the year	-	-	-	-
Shares outstanding at the end of the year	356,120,255	712	356,120,255	712

c) Details of shareholders holding more than 5% shares in the Company as on 30 September:

Name of shareholder	2022		2021	
	No. of shares held	% of Holding	No. of shares held	% of Holding
Siemens International Holding B.V. (w.e.f. 23.06.2020)	169,882,943	47.70%	169,882,943	47.70%
Siemens Gas and Power Holding B.V. (w.e.f. 19.05.2020)	85,468,862	24.00%	85,468,862	24.00%
Life Insurance Corporation of India	13,635,853	3.83%	23,263,760	6.53%

As per records of the Company, including its register of shareholders / members and other declarations received from shareholders regarding beneficial interest, the above shareholding represents both legal and beneficial ownerships of shares.

22 Share capital (Continued)

d) Details of shares held by promoters:

Promoter Name	No. of shares at the beginning of the year	No. of shares at the end of the year	% of Total Shares	% of change during the year
Siemens International Holding B.V, Netherlands	169,882,943	169,882,943	47.70	-
Siemens Gas and Power Holding B.V, Netherlands	85,468,862	85,468,862	24.00	-
Siemens Metals Technologies Vermögensverwaltungs GmbH	11,738,108	11,738,108	3.30	-

e) Terms / rights attached to equity shares

The Company has only one class of equity shares having a par value of ₹ 2 per share. Each holder of equity shares is entitled to one vote per share. The Company declares and pays dividends in Indian rupees.

In the event of liquidation of the Company, the holder of equity shares will be entitled to receive remaining assets of the Company, after distribution of all preferential amounts (if any). The distribution will be in proportion to the number of equity shares held by the shareholders.

23 Other equity

Nature and purpose of reserve

- Capital reserve was created on account of merger of group companies in earlier years.
- Amalgamation reserve pertains to amalgamation of Siemens VDO Automotive Limited in 2006.
- Capital redemption reserve pertains to entity accounted as business combination under common control.
- Securities premium account represents the surplus of proceeds received over the face value of shares, at the time of issue of shares.
- General reserve was created out of profits earned by the Company by way of transfer from surplus in the statement of profit and loss. The Company can use this reserve for payment of dividend and issue of fully paid-up shares. As General reserve is created by transfer on one component of equity to another and is not an item of other comprehensive income, items included in the General reserve will not be subsequently reclassified to statement of profit and loss.
- Cash flow hedge reserve represents mark-to-market valuation of effective hedges as required by Ind AS 109.
- Retained earnings are the profits that the Company has earned till date, less any transfers to General reserve and payment of dividend.

The above reserves will be utilised in accordance with the provision of the Companies Act, 2013.

	Sept 2022	Sept 2021
24 Dividend distribution made and proposed		
Cash dividend on equity shares declared and paid:		
Final dividend for the year ended 2021: ₹ 8 per share (2020: ₹ 7 per share)	2,849	2,493
	<u>2,849</u>	<u>2,493</u>
Proposed dividend on equity shares:		
Final cash dividend for the year ended 2022 : ₹ 10 per share (2021: ₹ 8 per share)	3,561	2,849
	<u>3,561</u>	<u>2,849</u>

Notes to the Financial Statements (*Continued*)

as at 30 September 2022

(Currency: Indian rupees millions)

25 Trade payables	Sept 2022	Sept 2021
Total outstanding dues of creditors other than micro enterprises and small enterprises	<u>27</u>	<u>388</u>
	<u>27</u>	<u>388</u>

Trade payable ageing schedule
As at September 2022

Particulars	Outstanding for following periods from due date of payment					Total
	Not due	Less than 1 year	1-2 years	2-3 years	More than 3 years	
(i) Undisputed dues - micro enterprises and small enterprises	-	-	-	-	-	-
(ii) Undisputed dues - Other than micro enterprises and small enterprises	27	-	-	-	-	27

As at September 2021

Particulars	Outstanding for following periods from due date of payment					Total
	Not due	Less than 1 year	1-2 years	2-3 years	More than 3 years	
(i) Undisputed dues - micro enterprises and small enterprises	-	-	-	-	-	-
(ii) Undisputed dues - Other than micro enterprises and small enterprises	388	-	-	-	-	388

26 Other financial liabilities - Non - current	Sept 2022	Sept 2021
i) Financial liabilities at amortised cost		
Holdback consideration (refer note 60)	-	2,000
ii) Financial liabilities at fair value through Profit or Loss		
Derivative contracts	208	76
Liabilities related to share based payments (refer note 53)	486	660
	<u>694</u>	<u>2,736</u>

27 Long-term provisions		
a) Provision for employee benefits		
- Pension (refer note 50)	223	246
- Leave wages	847	819
- Medical benefits (refer note 50)	1,405	1,669
- Silver jubilee and star awards	329	323
- Retirement gift (refer note 50)	89	85
- Retention Bonus	-	2
- Provident fund (refer note 50)	54	-
	<u>2,947</u>	<u>3,144</u>
b) Others		
- Other matters (refer note 45)	25	34
	<u>2,972</u>	<u>3,178</u>

	Sept 2022	Sept 2021
28 Other non-current liabilities		
Others	-	31
	<u>-</u>	<u>31</u>
29 Current Borrowings (Secured)		
Loan repayable on demand from Bank	-	25
	<u>-</u>	<u>25</u>
The above loan is repayable in 7 days and backed up by Global Letter of Support issued by Siemens AG, carrying interest of 6.9%.		
30 Trade payable- Current		
Total outstanding dues of micro enterprises and small enterprises (MSME) (refer note 52)	1,870	1,460
Total outstanding dues of creditors other than micro enterprises and small enterprises	36,860	33,207
	<u>38,730</u>	<u>34,667</u>

Trade payable ageing schedule

As at September 2022

Particulars	Outstanding for following periods from due date of payment						Total
	Unbilled Dues	Not due	Less than 1 year	1-2 years	2-3 years	More than 3 years	
(i) Undisputed dues - Micro enterprises and small enterprises	-	1,862	8	-	-	-	1,870
(ii) Undisputed dues - other than micro enterprises and small enterprises	15,184	12,522	8,748	236	53	117	36,860
Total	<u>15,184</u>	<u>14,384</u>	<u>8,756</u>	<u>236</u>	<u>53</u>	<u>117</u>	<u>38,730</u>

As at September 2021

Particulars	Outstanding for following periods from due date of payment						Total
	Unbilled Dues	Not due	Less than 1 year	1-2 years	2-3 years	More than 3 years	
(i) Undisputed dues - Micro enterprises and small enterprises	-	1,382	76	2	*	*	1,460
(ii) Undisputed dues - other than micro enterprises and small enterprises	13,842	8,343	10,267	152	470	133	33,207
Total	<u>13,842</u>	<u>9,725</u>	<u>10,343</u>	<u>154</u>	<u>470</u>	<u>133</u>	<u>34,667</u>

* denotes figures less than a million

Notes to the Financial Statements (*Continued*)

as at 30 September 2022

(Currency: Indian rupees millions)

	Sept 2022	Sept 2021
31 Other financial liabilities - Current		
i) Financial liabilities at amortised cost		
Security deposits	200	97
Holdback consideration (refer note 60)	2,000	-
Unclaimed dividend	81	85
Liability for capital goods	216	77
Others (employee related liabilities and others)	3,392	2,871
ii) Financial liabilities at fair value through Profit or Loss		
Derivative contracts	1,086	515
Liabilities related to share based payments (refer note 53)	234	208
iii) Financial liabilities at fair value through Other Comprehensive Income		
Derivative contracts	273	75
	<u>7,482</u>	<u>3,928</u>
32 Contract liabilities		
Advances from customers	10,101	8,380
Billing in excess / advance billings	5,868	4,071
	<u>15,969</u>	<u>12,451</u>
33 Other current liabilities		
Accrued salaries and benefits	222	484
Interest accrued and due	105	126
Other liabilities		
- Withholding and other taxes payable (includes PF, ESIC, PT)	300	348
- Others	512	301
	<u>1,139</u>	<u>1,259</u>
34 Short-term provisions		
a) Provision for employee benefits		
- Pension (refer note 50)	35	35
- Leave wages	86	103
- Medical benefits (refer note 50)	57	67
- Gratuity (refer note 50)	109	-
- Silver jubilee and star awards	26	41
- Retention Bonus	4	4
- Retirement gift (refer note 50)	4	2
	<u>321</u>	<u>252</u>
b) Others		
- Warranty (refer notes 45)	4,374	4,328
- Loss order (refer note 45)	1,142	1,080
- Liquidated damages (refer note 45)	1,080	1,164
- Other matters (refer note 45)	2,316	2,562
	<u>8,912</u>	<u>9,134</u>
	<u>9,233</u>	<u>9,386</u>
35 Current Tax liabilities		
Provision for tax [net of advance tax ₹ 14,094 (2021: ₹ 13,089)]	<u>1,324</u>	<u>398</u>

Notes to the Financial Statements (*Continued*) for the year ended 30 September 2022 (Currency: Indian rupees millions)

	Sept 2022	Sept 2021
36 Revenue from operations (gross)		
<i>Revenue from contracts with customers</i>		
Sale of products	80,843	71,500
Revenue from projects	45,250	35,561
Sale of services	19,711	16,137
Commission income	77	82
	<u>145,881</u>	<u>123,280</u>
<i>Other operating revenue</i>		
Export incentives	370	136
Recoveries from group companies	1,232	1,192
Rental income	342	283
Liabilities written back	50	111
Others	440	222
	<u>2,434</u>	<u>1,944</u>
	<u>148,315</u>	<u>125,224</u>
37 Other income		
Interest income	2,316	1,992
Profit on sale of assets, net	232	21
Dividend from Subsidiary	264	-
Others	349	176
	<u>3,161</u>	<u>2,189</u>
38 Project bought outs and other direct costs		
Spares and stores consumed	327	273
Project bought outs	23,173	22,263
Other direct costs	5,183	3,950
	<u>28,683</u>	<u>26,486</u>
39 Employee benefits expense		
Salaries, wages and bonus, net	14,549	13,372
Contribution to provident and other funds	1,221	1,148
Share based payments to employees (refer note 53)	91	578
Staff welfare expenses	721	418
	<u>16,582</u>	<u>15,516</u>
40 Finance costs		
Interest - Others	218	73
Interest on lease liabilities	115	122
	<u>333</u>	<u>195</u>

Notes to the Financial Statements (Continued)

for the year ended 30 September 2022

(Currency: Indian rupees millions)

	Sept 2022	Sept 2021
41 Other expenses		
Exchange loss / (gains), net *	1,307	(26)
Travel and conveyance	1,082	620
Software license fees and other information technology related costs	1,854	2,146
Rates and taxes	352	183
Communications	266	264
Packing and forwarding	1,982	1,850
Power and fuel	394	352
Insurance	448	389
Rent	250	227
Repairs		
- on building	1,192	699
- on machinery	339	238
- others	196	230
Legal and professional [includes auditor's remuneration (refer note 44)]	1,328	1,392
Advertising and publicity	126	10
Research and development expenditure	172	110
Bank guarantee commission / bank charges	279	262
Donation	3	1
Commission to directors	11	10
Directors fees	3	3
Bad debts [net of reversal of provision for doubtful debts of ₹ 99 (2021: ₹ 97)]	53	54
CSR expenditure (refer note 42)	279	272
Provision for doubtful debts and advances, net	573	(256)
License fees	1,185	926
Commodity derivatives loss / (gains)	771	(339)
Miscellaneous expenses	617	327
	15,062	9,944

* Includes amount transferred from cash flow hedge reserve to exchange loss / (gain) amounting to ₹ 4 [2021: ₹ (111)]

42 Corporate Social Responsibility (CSR)

	Sept 2022	Sept 2021
(i) Gross amount required to be spent during the year	272	272
(ii) Amount of expenditure incurred	279	274
(iii) (Shortfall) / excess at the end of the year	7	2
(iv) Total of previous years (shortfall) / excess	-	-
(v) Reason for shortfall	NA	NA
(vi) The CSR expenditure does not include any expense towards related parties	-	-
(vii) The Company does not have any open contractual obligation for which provision is required		
(viii) Nature of CSR activities include programmes that are designed to create sustainable value to society by focusing on strengthening the skilling ecosystem, upgrading the public healthcare infrastructure, promotion of innovations that sustain the environment and enhance living conditions.		

43 Commitments and contingent liabilities

	Sept 2022	Sept 2021
(a) Commitments		
Estimated amount of contracts remaining to be executed on capital account and not provided for (net of advances)	<u>605</u>	<u>634</u>
Of the above 2022: ₹ Nil (2021: ₹ Nil) pertains to discontinued operations		
(b) Contingent liabilities (to the extent not provided for)		
Income tax (excluding interest)	6,678	6,843
Excise, Goods and Services Tax (GST), service tax and sales tax liabilities, under dispute	6,673	6,818
Customs liabilities, under dispute	120	120
Claims against the Company not acknowledged as debts	<u>873</u>	<u>903</u>
Of the above 2022: ₹ Nil (2021: ₹ Nil) pertains to discontinued operations		
i) In respect of above contingent liabilities, the future cash outflows are determinable only on receipt of judgements pending at various forums / authorities. The Company has assessed that it is only possible, but not probable, that outflow of economic resources will be required.		
ii) The Code on Social Security, 2020 (Code) relating to employee benefits during employment and post-employment benefits received Presidential assent in September 2020. The Code has been published in the Gazette of India. However, the date on which the Code will come into effect has not been notified. The Company will assess the impact of the Code when it comes into effect and will record any related impact in the period the Code becomes effective.		

44 Auditors' remuneration (for audit services exclusive of GST)

	Sept 2022	Sept 2021
As auditor		
- Audit fees	27	22
- Tax audit fees	6	6
In other capacity		
- Other audit related services	4	4
- Reimbursement of expenses	1	*
	<u>38</u>	<u>32</u>

* denotes figures less than a million

45 Disclosure relating to Provisions

Provision for warranty

Warranty costs are provided based on a technical estimate of the costs required to be incurred for repairs, replacement, material cost, servicing and past experience in respect of warranty costs. It is expected that this expenditure will be incurred over the contractual warranty period.

Provision for liquidated damages

Liquidated damages are provided based on contractual terms when the delivery/ commissioning dates of an individual project have exceeded or are likely to exceed the delivery/ commissioning dates as per the respective contracts. This expenditure is expected to be incurred over the respective contractual terms up to closure of the contract (including warranty period).

Notes to the Financial Statements (Continued)

for the year ended 30 September 2022

(Currency: Indian rupees millions)

45 Disclosure relating to Provisions (continued)

Provision for loss orders

A provision for expected loss on construction contracts is recognised when it is probable that the contract costs will exceed total contract revenue. For all other contracts, loss order provisions are made when the unavoidable costs of meeting the obligation under the contract exceed the currently estimated economic benefits.

Provision for other matters

The Company has made provisions for known contractual risks, litigation cases and pending assessments in respect of taxes, duties and other levies, the outflow of which would depend on the cessation of the respective events.

The movements in the above provisions are summarised below:

	Warranty		Liquidated damages		Loss orders		Other matters	
	Sept 2022	Sept 2021	Sept 2022	Sept 2021	Sept 2022	Sept 2021	Sept 2022	Sept 2021
Balance as at 1 October	4,328	3,434	1,164	743	1,080	1,067	2,596	2,940
Provisions :								
- Created	1,345	1,806	607	874	1,361	1,123	529	598
- Utilised	(263)	(350)	(241)	(195)	(1,152)	(1,030)	(225)	(288)
- Reversed	(956)	(562)	(421)	(258)	(145)	(80)	(556)	(654)
- Transferred due to sale of LDA (refer note 59)	(80)	-	(29)	-	(2)	-	(3)	-
Balance as at 30 September	4,374	4,328	1,080	1,164	1,142	1,080	2,341	2,596
- Current	4,374	4,328	1,080	1,164	1,142	1,080	2,316	2,562
- Non-current	-	-	-	-	-	-	25	34

46 Disclosure pursuant to Indian Accounting Standard - 115 'Revenue from contracts with customer' :

(i) Out of the total revenue recognised for continuing operations under Ind AS 115 during the year, ₹ 58,652 (2021: ₹ 45,193) is recognised over a period of time and ₹ 87,229 (2021: ₹ 78,087) is recognised at a point in time.

(ii) Reconciliation between revenue recognised and contract price:

	Sept 2022	Sept 2021
Contract Price	146,427	124,671
Less: Reductions towards variable consideration components *	546	1,391
Revenue	145,881	123,280

* Reduction towards variable consideration components include discounts, liquidated damages, etc.

(iii) Remaining performance obligations: The aggregate amount of transaction price allocated to remaining performance obligations and expected conversion of the same into revenue is as follows:

Particulars	Unexecuted Order Value	Expected conversion in revenue	
		Up to 1 year	More than 1 year
Transaction price allocated to the remaining performance obligation:			
2022	171,830	93,919	77,911
2021	128,930	82,639	46,291

(iv) Revenue recognised during the year from opening balance of contract liabilities amounts to ₹ 9,005 (2021: ₹ 10,977).

(v) There is no revenue recognised during the year from the performance obligation that is satisfied in previous year (arising out of contract modifications).

(vi) Information regarding geographical disaggregation of revenue has been included in segment information [refer note 48(ii)].

47 Disclosure pursuant to Ind AS 116 "Leases"

As Lessee

i) Carrying value of Right of use assets at the end of the reporting period by class:

	Balance at 1 October 2021	Addition / adjustments during the year	Deletion / adjustments during the year	Depreciation for the year	Depreciation charge for discontinued operations (refer note 59)	Balance at 30 September 2022
Land & Building	1,416	122	18	442	-	1,078
Vehicles	180	163	11	96	2	234
Plant and equipment	79	2	*	31	-	50
Total	1,675	287	29	569	2	1,362

Note:

Land & Building includes Gross block of ₹ 5 where the lease deed is in the name of iMetrex Technologies Limited as lease transfer is pending due to litigation case since 2012.

ii) Maturity analysis of Lease Liabilities:

Maturity analysis – contractual undiscounted cash flows

	Sept 2022	Sept 2021
Less than one year	662	672
One to five years	1,136	1,525
More than five years	-	-
Total undiscounted Lease liabilities at 30 September	1,798	2,197
Current	662	672
Non - Current	1,136	1,525

iii) Amounts recognised in Profit or Loss

Interest expense on lease liabilities	115	122
Expenses relating to short-term leases	109	191
Expenses relating to leases of low-value assets	158	124
Income from sub-lease of properties	139	137

iv) During the year ended 30 September 2022, total cash outflow in respect of leases amounted to ₹ 713 (2021: ₹ 640).

* denotes figures less than a million

Notes to the Financial Statements (Continued)

for the year ended 30 September 2022

(Currency: Indian rupees millions)

48 (i) Information about business segments

	Revenue						Results	
	External revenue		Inter segmental revenue		Total			
	2022	2021	2022	2021	2022	2021	2022	2021
Energy	53,531	47,077	179	264	53,710	47,341	5,648	5,918
Smart Infrastructure	45,563	39,254	2,229	1,261	47,792	40,515	3,918	2,982
Mobility	12,919	8,282	-	-	12,919	8,282	727	817
Digital Industries	35,262	29,578	793	715	36,055	30,293	3,600	2,330
Others	1,040	1,033	-	*	1,040	1,033	81	14
Eliminations	-	-	(3,201)	(2,240)	(3,201)	(2,240)	-	-
Continuing operations	148,315	125,224	-	-	148,315	125,224	13,974	12,061
Discontinued operations (refer note 59)	4,243	5,822	-	-	4,243	5,822	149	619
Total	152,558	131,046	-	-	152,558	131,046	14,123	12,680
Interest expenses							333	195
Interest income							2,316	1,992
Other Income							845	197
Profit before tax from continuing operations							16,802	14,055
Profit before tax from discontinued operations (refer note 59)							141	623
Gain from Sale of discontinued operations (refer note 59)							3,559	487
Income tax							(5,499)	(4,121)
Deferred tax credit/(expense)							305	(14)
Profit after tax from continuing operations							12,497	10,440
Profit after tax from discontinued operations (refer note 59)							2,811	590
Total							15,308	11,030

* denotes figures less than a million

	Assets		Liabilities		Capital Expenditure		Non cash expenditure			
							Depreciation & amortisation / Impairment (refer note 3,5,6 & 47)		Others	
	2022	2021	2022	2021	2022	2021	2022	2021	2022	2021
Energy	42,957	38,500	33,841	28,402	423	192	656	767	782	65
Smart Infrastructure	45,605	43,818	20,627	19,739	613	572	751	837	182	118
Mobility	11,685	8,572	8,201	5,306	100	21	129	150	(16)	40
Digital Industries	10,072	8,263	8,520	7,948	129	30	276	235	212	(284)
Others	2,672	2,367	1,688	1,058	80	107	284	261	4	5
	112,991	101,520	72,877	62,453	1,345	922	2,096	2,250	1,164	(56)
Unallocable corporate items	82,134	69,948	6,289	5,864	50	34	-	-	-	-
Discontinued operations (refer note 59)	-	2,354	-	2,068	-	112	23	32	12	(131)
Total	195,125	173,822	79,166	70,385	1,395	1,068	2,119	2,282	1,176	(187)

48 (ii) Information about geographical areas

	Revenue based on location of customers		Non current assets	
	2022	2021	2022	2021
Within India	121,946	97,835	20,407	20,839
Outside India	26,369	27,389	-	-
Total	148,315	125,224	20,407	20,839

48 (iii) Other disclosures :

- The Chief Operating Decision Maker (“CODM”) evaluates the Company’s performance and allocates resources based on an analysis of various performance indicators by operating segments. The CODM reviews revenue and profit from operations as the performance indicator for all of the operating segments. The Chief Executive Officer, Chief Financial Officer and Division CEO & CFO’s are the CODM of the Company.
- Inter-segment prices are normally negotiated amongst the segments with reference to the costs, market price and business risks/ Transfer prices between operating segments are on arm’s length basis in a manner similar to the transactions with third parties.
- No operating segments have been aggregated to form the above reportable operating segments.
- Finance income and costs, and fair value gains and losses on financial assets are not allocated to individual segments as the underlying instruments are managed on a group basis.
- Current taxes, deferred taxes and certain financial assets and liabilities are not allocated to those segments as they are also managed on a group basis.
- Capital expenditure consists of additions of property, plant and equipment, intangible assets and investment properties including assets from the acquisition of subsidiaries.
- Profits / losses on inter segment transfers are eliminated at the Company level.

(iv) Segment information :

Business Segments: The business of the Company is divided into four segments. These segments are the basis for management control and hence, form the basis for reporting. The business of each segment comprises of :

- **Energy** : - Provides fully integrated products, solutions and services across the energy value chain of oil and gas production, power generation and transmission for various customers such as utilities, independent power producers and engineering, procurement and construction (EPC) companies.
- **Smart Infrastructure:** - Supplier of products, systems, solutions and services for transmission and distribution of electrical energy for power utilities, industrial companies and infrastructure segments. Portfolio covers systems for low & medium voltage distribution, solutions for smart grids and energy automation, low voltage power supply systems. Provides intelligent and connected infrastructure for grids and buildings.
- **Mobility:** - Supplier of solutions for passenger and freight transportation – including rail vehicles, rail automation systems, rail electrification systems, road traffic technology and IT solutions.
- **Digital Industries:** - Contains portfolio of leading edge automation, drives and software technologies covering the complete life cycle from product design and production execution to services for discrete and process Industries.
- **Others** :- Services provided to other group companies and lease rentals have been classified as “Others”.

Geographical Segments: The business is organised in two geographical segments i.e. within India and outside India.

Allocation of common costs

Common allocable costs are allocated to each segment according to the relative contribution of each segment to the total common costs.

Unallocated corporate items

Unallocated items include general corporate items which are not allocated to any business segment.

Notes to the Financial Statements (*Continued*) for the year ended 30 September 2022 (Currency: Indian rupees millions)

49 Related party transactions

49.1 Parties where control exists

Siemens AG, Germany	Ultimate Holding company
Siemens International Holding B.V., Netherlands	Subsidiary of Ultimate Holding Company

Parties with significant influence

Siemens Gas and Power Holding B.V., Netherlands	Associate of Ultimate Holding Company
---	---------------------------------------

49.2 Subsidiary

Siemens Rail Automation Pvt. Ltd., India	Subsidiary
C&S Electric Ltd., India	Subsidiary (w.e.f. 01.03.2021)

49.3 Associate

Sunsole Renewables Pvt. Ltd., India	Associate (w.e.f. 28.02.2022)
-------------------------------------	-------------------------------

49.4 Other related parties where transactions have taken place during the year

Fellow Subsidiaries	Name	Country
	Siemens Spa	Algeria
	Siemens Ltd.	Australia
	Siemens Mobility Pty Ltd	Australia
	ETM professional control GmbH	Austria
	Siemens Aktiengesellschaft Österreich	Austria
	Siemens Metals Technologies Vermögensverwaltungs GmbH	Austria
	Siemens Mobility Austria GmbH	Austria
	Siemens Mobility Austria GmbH, Plant Rail Systems	Austria
	Siemens W.L.L.	Bahrain
	Siemens Healthcare Ltd.	Bangladesh
	Siemens Industrial Ltd.	Bangladesh
	Siemens S.A./N.V.	Belgium
	Siemens Infraestrutura e Indústria Ltda.	Brazil
	Siemens EOOD	Bulgaria
	Siemens Canada Ltd.	Canada
	Siemens Canada Ltd. - Process Instruments Business Unit	Canada
	Siemens Canada Ltd. - RuggedCom	Canada
	Siemens S.A.	Chile
	Beijing Siemens Cerberus Electronics Ltd.	China
	Siemens Circuit Protection Systems Ltd., Shanghai	China
	Siemens Electrical Apparatus Ltd., Suzhou	China
	Siemens Electrical Drives (Shanghai) Ltd.	China
	Siemens Electrical Drives Ltd.	China
	Siemens Factory Automation Engineering Ltd.	China

49.4 Other related parties where transactions have taken place during the year (Continued)

Fellow Subsidiaries	Name	Country
	Siemens Finance and Leasing Ltd.	China
	Siemens Healthineers Diagnostics (Shanghai) Co., Ltd.	China
	Siemens Industrial Automation Products Ltd., Chengdu	China
	Siemens Ltd., China	China
	Siemens Medium Voltage Switching Technologies (Wuxi) Ltd.	China
	Siemens Mobility Electrification Equipment (Shanghai) Co., Ltd.	China
	Siemens Mobility Equipment (China) Co., Ltd	China
	Siemens Numerical Control Ltd., Nanjing	China
	Siemens Power Automation Ltd.	China
	Siemens Sensors & Communication Ltd.	China
	Siemens Shanghai Medical Equipment Ltd.	China
	Siemens Shenzhen Magnetic Resonance Ltd.	China
	Siemens Standard Motors Ltd.	China
	Siemens Switchgear Ltd., Shanghai	China
	Siemens Wiring Accessories Shandong Ltd.	China
	Siemens S.A.S.	Colombia
	OEZ s.r.o.	Czech Republic
	Siemens Electric Machines s.r.o.	Czech Republic
	Siemens, s.r.o.	Czech Republic
	Siemens, s.r.o., OZ Elektromotory Frenstat and OZ Elektromotory Mohelnice	Czech Republic
	Siemens A/S	Denmark
	Siemens Industrial LLC	Egypt
	Siemens S.A.	El Salvador
	Siemens Osakeyhtiö	Finland
	Siemens Industry Software SAS	France
	Siemens SAS	France
	Siemens SAS, Division production Process Automation, Usine de Haguenau	France
	KACO new energy GmbH	Germany
	NEO New Oncology GmbH	Germany
	Next47 GmbH	Germany
	Siemens Bank GmbH	Germany
	Siemens Beteiligungen Inland GmbH	Germany
	Siemens Healthcare GmbH	Germany
	Siemens Mobility GmbH	Germany
	Siemens Traction Gears GmbH	Germany
	Siemens Treasury GmbH	Germany
	SYKATEC Systeme, Komponenten, Anwendungstechnologie GmbH	Germany

Notes to the Financial Statements (*Continued*) for the year ended 30 September 2022 (Currency: Indian rupees millions)

49.4 Other related parties where transactions have taken place during the year (*Continued*)

Fellow Subsidiaries	Name	Country
	Weiss Spindeltechnologie GmbH	Germany
	EVIOP-TEMPO S.A. Electrical Equipment Manufacturers	Greece
	Siemens A.E., Electrotechnical Projects and Products	Greece
	Siemens S.A.	Guatemala
	Siemens Ltd.	Hong Kong
	Bytemark Technology Solutions India Pvt. Ltd.	India
	Enlighted Energy Systems Pvt. Ltd.	India
	PETNET Radiopharmaceutical Solutions Pvt. Ltd.	India
	Siemens EDA (India) Pvt. Ltd.	India
	Siemens EDA (Sales & Services) Pvt. Ltd.	India
	Siemens Factoring Pvt. Ltd.	India
	Siemens Financial Services Pvt. Ltd.	India
	Siemens Healthcare Pvt. Ltd.	India
	Siemens Healthineers India LLP	India
	Siemens Industry Software (India) Pvt. Ltd.	India
	Siemens Large Drives India Pvt. Ltd.	India
	Siemens Logistics India Pvt. Ltd.	India
	Siemens Technology and Services Pvt. Ltd.	India
	Varian Medical Systems International (India) Pvt. Ltd.	India
	P.T. Siemens Indonesia	Indonesia
	PT Siemens Mobility Indonesia	Indonesia
	Siemens Industry Software Ltd.	Ireland
	Siemens S.p.A.	Italy
	Siemens K.K.	Japan
	Siemens Industrial Business Co. For Electrical, Electronic and Mechanical Contracting WLL	Kuwait
	Siemens Large Drives Sdn. Bhd.	Malaysia
	Siemens Malaysia Sdn. Bhd.	Malaysia
	Siemens Mobility Sdn. Bhd.	Malaysia
	Siemens, S.A. de C.V.	Mexico
	Siemens S.A.	Morocco
	Siemens Nederland N.V.	Netherlands
	Siemens (N.Z.) Ltd.	New Zealand
	Siemens AS	Norway
	Siemens Industrial LLC	Oman
	Siemens Large Drives S.A.C.	Peru
	Siemens S.A.C.	Peru
	Siemens, Inc.	Philippines

49.4 Other related parties where transactions have taken place during the year (Continued)

Fellow Subsidiaries	Name	Country
	Siemens Mobility Sp. z o.o.	Poland
	Siemens Sp. z o.o.	Poland
	Siemens S.A.	Portugal
	Siemens W.L.L.	Qatar
	Siemens S.R.L.	Romania
	SIMEA S.R.L., Plant SEIT Sibiu	Romania
	Siemens OOO	Russia
	Siemens Ltd.	Saudi Arabia
	Siemens Mobility Saudi Ltd	Saudi Arabia
	Siemens d.o.o. Beograd	Serbia
	Siemens Large Drives Pte. Ltd.	Singapore
	Siemens Mobility Pte. Ltd.	Singapore
	Siemens Pte. Ltd.	Singapore
	Siemens s.r.o.	Slovakia
	Siemens Mobility (Pty) Ltd	South Africa
	Siemens Proprietary Ltd.	South Africa
	Siemens Ltd. Seoul	South Korea
	Siemens Mobility Ltd.	South Korea
	Siemens Mobility, S.L.U.	Spain
	Siemens Rail Automation S.A.U.	Spain
	Siemens S.A.	Spain
	Siemens AB	Sweden
	Siemens Mobility AG	Switzerland
	Siemens Schweiz AG	Switzerland
	Siemens Schweiz AG, Smart Infrastructure, Global Headquarters	Switzerland
	Siemens Ltd.	Taiwan
	Siemens Ltd.	Thailand
	Siemens Mobility Ltd.	Thailand
	Siemens Finansal Kiralama A.S.	Turkey
	Siemens Sanayi ve Ticaret Anonim Sirketi	Turkey
	Siemens Industrial LLC	UAE
	Siemens DI MC GMC MF-CON	UK
	Electrium Sales Ltd.	UK
	Siemens HC Ltd. MR Magnet Technology	UK
	Siemens plc	UK
	Siemens Ukraine	Ukraine
	Building Robotics Inc.	USA
	eMeter Corporation	USA

Notes to the Financial Statements (*Continued*) for the year ended 30 September 2022 (Currency: Indian rupees millions)

49.4 Other related parties where transactions have taken place during the year (*Continued*)

Fellow Subsidiaries	Name	Country
	Enlighted, Inc.	USA
	MG Corporation	USA
	Siemens Corporation	USA
	Siemens Healthcare Diagnostics Inc.	USA
	Siemens Industry Software Inc.	USA
	Siemens Industry, Inc.	USA
	Siemens Large Drives LLC	USA
	Siemens Mobility, Inc	USA
	Siemens Ltd.	Vietnam
Fellow Associate of parties who has significant influence	Name	Country
	Siemens Energy S.A.	Argentina
	Siemens Energy Pty. Ltd.	Australia
	Siemens Energy Austria GmbH	Austria
	Trench Austria GmbH	Austria
	Siemens Energy Bangladesh Ltd.	Bangladesh
	Siemens Energy S.A./N.V.	Belgium
	Siemens Energy Brasil Ltda.	Brazil
	Siemens Energy EOOD	Bulgaria
	Siemens Energy Canada Ltd.	Canada
	Trench Ltd.	Canada
	Siemens Energy S.P.A.	Chile
	Siemens Energy Co., Ltd.	China
	Siemens High Voltage Circuit Breaker Co., Ltd., Hangzhou	China
	Siemens High Voltage Switchgear Co., Ltd., Shanghai	China
	Siemens Power Plant Automation Ltd.	China
	Siemens Surge Arresters Ltd.	China
	Siemens Transformer (Guangzhou) Co., Ltd.	China
	Siemens Transformer (Jinan) Co., Ltd	China
	Trench High Voltage Products Ltd., Shenyang	China
	Siemens Energy S.A.S.	Colombia
	Koncar-Energetski Transformatori D.O.O.	Croatia
	Siemens Energy d.o.o.	Croatia
	Siemens Energy, s.r.o.	Czech Republic
	Siemens Energy S.A.E.	Egypt
	Dresser-Rand SAS	France

49.4 Other related parties where transactions have taken place during the year (Continued)

Fellow Associate of parties who has significant influence	Name	Country
	Siemens Energy S.A.S.	France
	Trench France SAS	France
	HSP Hochspannungsgeraete GmbH	Germany
	Siemens Energy Compressors GmbH	Germany
	Siemens Energy Global GmbH & Co. KG	Germany
	Siemens Energy Power Control GmbH	Germany
	Trench Germany GmbH	Germany
	Siemens Energy Ltd.	Hong Kong
	Siemens Energy Kft.	Hungary
	Pune IT City Metro Rail Ltd.	India
	Siemens Energy Industrial Turbomachinery India Pvt. Ltd.	India
	Siemens Gamesa Renewable Energy Engineering Centre Pvt. Ltd.	India
	Siemens Gamesa Renewable Power Pvt. Ltd.	India
	Siemens Energy Ltd.	Israel
	Siemens Energy SRL	Italy
	Siemens Energy Transformers S.r.l.	Italy
	Trench Italia S.R.L.	Italy
	Siemens Energy SARL	Ivory Coast
	Siemens Electrical & Electronic Services K.S.C.C.	Kuwait
	Siemens Energy Sdn. Bhd.	Malaysia
	Siemens Energy, S. DE R. L. DE C.V.	Mexico
	Siemens Energy B.V.	Netherlands
	Siemens Energy Ltd.	Nigeria
	Siemens Energy AS	Norway
	Siemens Energy L.L.C.	Oman
	Siemens Energy S.A.C.	Peru
	Siemens Energy, Inc.	Philippines
	Siemens Energy Sp. z o.o.	Poland
	Siemens Energy Unipessoal Lda.	Portugal
	Siemens Energy W.L.L	Qatar
	Siemens Energy S.R.L.	Romania
	Gas and Power Limited Liability Company	Russia
	Siemens Energy Ltd.	Saudi Arabia
	Siemens Energy d.o.o. Beograd	Serbia
	Siemens Energy Pte. Ltd.	Singapore
	Siemens Energy (Pty) Ltd	South Africa
	Siemens Energy Ltd.	South Korea
	Siemens Energy, S.A.	Spain
	Siemens Energy AB	Sweden
	Siemens Energy Ltd.	Taiwan
	Siemens Energy Ltd.	Thailand

Notes to the Financial Statements (*Continued*) for the year ended 30 September 2022 (Currency: Indian rupees millions)

49.4 Other related parties where transactions have taken place during the year (*Continued*)

Fellow Associate of parties who has significant influence	Name	Country
	Siemens Enerji Sanayi Ve Ticaret Anonim Sirketi	Turkey
	Dresser-Rand Field Operations Middle East LLC	UAE
	Siemens Energy LLC	UAE
	Industrial Turbine Company (UK) Ltd.	UK
	Siemens Energy Industrial Turbomachinery Ltd.	UK
	Siemens Energy Ltd.	UK
	Siemens Energy LLC	Ukraine
	Dresser-Rand Company	USA
	Siemens Energy Demag Delaval Turbomachinery, Inc.	USA
	Siemens Energy, Inc.	USA
	Siemens Energy Limited Company	Vietnam

49.5 Key Managerial personnel

Whole - Time Directors

Mr. Sunil Mathur
Dr. Daniel Spindler

Company Secretary

Mr. Ketan Thaker

Non Executive Directors

Mr. Josef Kaeser (Director only upto 28.02.2021)
Mr. Cedrik Neike (Director only upto 30.11.2020)
Mr. Johannes Apitzsch
Ms. Mariel von Schumann (Director only upto 12.02.2021)
Mr. Tim Holt
Mr. Matthias Rebellius (Director w.e.f. 01.12.2020)
Mr. Willem Rudolf Basson (Director w.e.f. 01.03.2021)

Independent Directors

Mr. Deepak Parekh
Mr. Yezdi Malegam (Director only upto 29.01.2021)
Mr. Mehernosh B. Kapadia
Ms. Anjali Bansal (Director only upto 31.03.2022)
Ms. Sindhu Gangadharan (Director w.e.f. 12.05.2022)

Managing board of SAG

Dr. Roland Busch
Mr. Cedrik Neike
Mr. Matthias Rebellius (Director w.e.f. 01.10.2020)
Mr. Ralf P.Thomas
Ms. Judith Wiese (Director w.e.f. 01.10.2020)

49.6 Others

Relative of KMP

Ms. Sandra Marques Alves

Employees' Benefit Plans where there is a significant influence

Siemens India Limited Indian Staff Provident Fund
Siemens India Limited Gratuity Fund

Enterprises over which KMP are able to exercise significant influence

Breach Candy Hosp. Trust (Common directors)
Bharatiya Reserve Bank Note Mudran Pvt. Ltd. (Common director only upto 29.01.2021)
Delhivery Pvt. Ltd. (Common director only upto 16.09.2021)

49.7 Related party transactions

Description	2022						2021					
	Ultimate Holding Company	Subsidiary	Fellow Subsidiaries	Fellow Associate	Key managerial personnel	Others	Ultimate Holding Company	Subsidiary	Fellow Subsidiaries	Fellow Associate	Key managerial personnel	Others
Revenue (net of taxes)												
- Siemens AG	5,641	-	-	-	-	-	4,840	-	-	-	-	-
- Siemens Rail Automation Pvt. Ltd.	-	28	-	-	-	-	-	31	-	-	-	-
- C&S Electric Ltd.	-	67	-	-	-	-	-	7	-	-	-	-
- Siemens Power Automation Ltd.	-	-	442	-	-	-	-	-	272	-	-	-
- Siemens Mobility GmbH	-	-	433	-	-	-	-	-	284	-	-	-
- Siemens W.L.L.	-	-	168	-	-	-	-	-	973	-	-	-
- Siemens Energy Global GmbH & Co. KG	-	-	-	4,330	-	-	-	-	-	3,720	-	-
- Others	-	-	2,745	6,687	-	-	-	-	2,630	5,766	-	-
Commission income												
- Siemens AG	-	-	-	-	-	-	22	-	-	-	-	-
- Industrial Turbine Company (UK) Ltd.	-	-	-	32	-	-	-	-	-	16	-	-
- Siemens Energy AB	-	-	-	23	-	-	-	-	-	-	-	-
- Siemens Energy Global GmbH & Co. KG	-	-	-	17	-	-	-	-	-	-	-	-
- Siemens Energy Industrial Turbomachinery Ltd.	-	-	-	5	-	-	-	-	-	23	-	-
- Others	-	-	-	-	-	-	-	-	-	22	-	-
Recoveries from group companies												
- Siemens AG	590	-	-	-	-	-	599	-	-	-	-	-
- Siemens Rail Automation Pvt. Ltd.	-	29	-	-	-	-	-	28	-	-	-	-
- C&S Electric Ltd.	-	25	-	-	-	-	-	26	-	-	-	-
- Siemens Technology and Services Pvt. Ltd.	-	-	267	-	-	-	-	-	232	-	-	-
- Siemens Industry Software (India) Pvt. Ltd.	-	-	79	-	-	-	-	-	52	-	-	-
- Siemens Healthcare Pvt. Ltd.	-	-	28	-	-	-	-	-	54	-	-	-
- Siemens Energy Global GmbH & Co. KG	-	-	-	68	-	-	-	-	-	63	-	-
- Siemens Energy, Inc.	-	-	-	23	-	-	-	-	-	24	-	-
- Siemens Energy Industrial Turbomachinery India Pvt. Ltd.	-	-	-	14	-	-	-	-	-	25	-	-
- Others	-	-	177	3	-	-	-	-	180	12	-	-
Reimbursement of expenses received												
- Siemens AG	362	-	-	-	-	-	396	-	-	-	-	-
- Siemens Rail Automation Pvt. Ltd.	-	3	-	-	-	-	-	5	-	-	-	-

Notes to the Financial Statements (Continued)

for the year ended 30 September 2022

(Currency: Indian rupees millions)

49.7 Related party transactions (Continued)

Description	2022						2021					
	Ultimate Holding Company	Subsidiary	Fellow Subsidiaries	Fellow Associate	Key managerial personnel	Others	Ultimate Holding Company	Subsidiary	Fellow Subsidiaries	Fellow Associate	Key managerial personnel	Others
Reimbursement of expenses received (Continued)												
- C&S Electric Ltd.	-	1	-	-	-	-	-	-	-	-	-	-
- Siemens Pte. Ltd.	-	-	88	-	-	-	-	-	86	-	-	-
- Siemens Technology and Services Pvt. Ltd.	-	-	54	-	-	-	-	-	5	-	-	-
- Siemens Mobility GmbH	-	-	9	-	-	-	-	-	34	-	-	-
- Siemens Canada Ltd. - RuggedCom	-	-	-	-	-	-	-	-	42	-	-	-
- Siemens Energy Limited	-	-	-	102	-	-	-	-	-	12	-	-
- Siemens Energy Global GmbH & Co. KG	-	-	-	96	-	-	-	-	-	30	-	-
- Siemens Energy S.A.S.	-	-	-	37	-	-	-	-	-	29	-	-
- Others	-	-	40	124	-	-	-	-	20	39	-	-
Other Income												
- Siemens Energy Global GmbH & Co. KG	-	-	-	-	-	-	-	-	-	127	-	-
Purchase of goods and services												
- Siemens AG	27,083	-	-	-	-	-	24,415	-	-	-	-	-
- Siemens Rail Automation Pvt. Ltd.	-	178	-	-	-	-	-	154	-	-	-	-
- C&S Electric Ltd.	-	416	-	-	-	-	-	134	-	-	-	-
- Siemens Mobility GmbH	-	-	2,024	-	-	-	-	-	1,312	-	-	-
- Siemens Technology and Services Pvt. Ltd.	-	-	1,134	-	-	-	-	-	667	-	-	-
- Siemens Medium Voltage Switching Technologies (Wuxi) Ltd	-	-	974	-	-	-	-	-	881	-	-	-
- Siemens Schweiz AG, Smart Infrastructure, Global Headquarters	-	-	920	-	-	-	-	-	698	-	-	-
- Siemens Energy Global GmbH & Co. KG	-	-	-	4,185	-	-	-	-	-	3,633	-	-
- Siemens Energy Industrial Turbomachinery India Pvt. Ltd.	-	-	-	1,437	-	-	-	-	-	894	-	-
- Others	-	-	3,543	2,593	-	-	-	-	4,641	3,277	-	*
Rent income												
- Siemens Rail Automation Pvt. Ltd.	-	-	-	-	-	-	-	*	-	-	-	-
- Siemens Financial Services Pvt. Ltd.	-	-	80	-	-	-	-	-	77	-	-	-
- Siemens Technology and Services Pvt. Ltd.	-	-	55	-	-	-	-	-	43	-	-	-

* denotes figures less than a million

49.7 Related party transactions (Continued)

Description	2022						2021					
	Ultimate Holding Company	Subsidiary	Fellow Subsidiaries	Fellow Associate	Key managerial personnel	Others	Ultimate Holding Company	Subsidiary	Fellow Subsidiaries	Fellow Associate	Key managerial personnel	Others
Rent income (Continued)												
- Siemens Logistics India Pvt. Ltd.	-	-	25	-	-	-	-	-	22	-	-	-
- Siemens Healthcare Pvt. Ltd.	-	-	*	-	-	-	-	-	18	-	-	-
- Siemens Energy Industrial Turbomachinery India Pvt. Ltd.	-	-	-	86	-	-	-	-	-	76	-	-
- Others	-	-	23	-	-	-	-	-	4	-	-	-
Interest income												
- Siemens Financial Services Pvt. Ltd.	-	-	429	-	-	-	-	-	403	-	-	-
- Siemens Factoring Pvt. Ltd.	-	-	39	-	-	-	-	-	41	-	-	-
- Siemens Technology and Services Pvt. Ltd.	-	-	*	-	-	-	-	-	*	-	-	-
Bank guarantee charges												
- Siemens AG	81	-	-	-	-	-	119	-	-	-	-	-
- Others	-	-	*	-	-	-	-	-	*	-	-	-
License Fees												
- Siemens AG	818	-	-	-	-	-	512	-	-	-	-	-
- Siemens Schweiz AG, Smart Infrastructure, Global Headquarters	-	-	13	-	-	-	-	-	9	-	-	-
- Siemens Mobility GmbH	-	-	10	-	-	-	-	-	16	-	-	-
- Siemens Industry Software (India) Pvt. Ltd.	-	-	*	-	-	-	-	-	5	-	-	-
- Siemens Energy Global GmbH & Co. KG	-	-	-	297	-	-	-	-	-	361	-	-
- Others	-	-	-	6	-	-	-	-	9	13	-	-
Dividend paid (on payment basis)												
- Siemens International Holding B.V., Netherlands	-	-	1,359	-	-	-	-	-	1,189	-	-	-
- Siemens Gas and Power Holding B.V., Netherlands	-	-	-	684	-	-	-	-	-	598	-	-
- Siemens Metals Technologies Vermögensverwaltungs GmbH	-	-	94	-	-	-	-	-	82	-	-	-
Dividend Received (on payment basis)												
- Siemens Rail Automation Pvt. Ltd.	-	264	-	-	-	-	-	-	-	-	-	-
Purchase of property, plant and equipments/ investment property / capital work in progress												
- Siemens AG	9	-	-	-	-	-	27	-	-	-	-	-
- Beijing Siemens Cerberus Electronics Ltd.	-	-	9	-	-	-	-	-	*	-	-	-

* denotes figures less than a million

Notes to the Financial Statements (Continued)

for the year ended 30 September 2022

(Currency: Indian rupees millions)

49.7 Related party transactions (Continued)

Description	2022						2021					
	Ultimate Holding Company	Subsidiary	Fellow Subsidiaries	Fellow Associate	Key managerial personnel	Others	Ultimate Holding Company	Subsidiary	Fellow Subsidiaries	Fellow Associate	Key managerial personnel	Others
Purchase of property, plant and equipments/ investment property / capital work in progress (Continued)												
- Siemens SAS	-	-	3	-	-	-	-	-	6	-	-	-
- Siemens Sanayi ve Ticaret Anonim Sirketi	-	-	2	-	-	-	-	-	7	-	-	-
- OEZ s.r.o.	-	-	1	-	-	-	-	-	13	-	-	-
- Siemens Circuit Protection Systems Ltd., Shanghai	-	-	-	-	-	-	-	-	4	-	-	-
- Siemens Energy Global GmbH & Co. KG	-	-	-	7	-	-	-	-	-	9	-	-
- Others	-	-	2	-	-	-	-	-	6	-	-	-
Sale of property, plant and equipments / investment property												
- Siemens Technology and Services Pvt. Ltd.	-	-	2	-	-	-	-	-	-	-	-	-
- Siemens Electrical Drives Ltd.	-	-	-	-	-	-	-	-	17	-	-	-
- Siemens Healthcare Pvt. Ltd.	-	-	-	-	-	-	-	-	*	-	-	-
Sale of Business (refer note 59)												
- Siemens Large Drives India Pvt. Ltd.	-	-	4,400	-	-	-	-	-	-	-	-	-
- Flender Drives Pvt. Ltd.	-	-	-	-	-	-	-	-	3,759	-	-	-
Investment in Associate												
- Sunsole Renewables Pvt. Ltd.	-	-	-	-	14	-	-	-	-	-	-	-
Remuneration **												
- Mr. Sunil Mathur												
Short term employee benefits	-	-	-	-	157	-	-	-	-	-	174	-
Post-employment benefits	-	-	-	-	6	-	-	-	-	-	6	-
Share based payments	-	-	-	-	16	-	-	-	-	-	65	-
- Dr. Daniel Spindler												
Short term employee benefits	-	-	-	-	57	-	-	-	-	-	59	-
Share based payments	-	-	-	-	11	-	-	-	-	-	13	-
- Mr. Ketan Thaker												
Short term employee benefits	-	-	-	-	10	-	-	-	-	-	7	-
Post-employment benefits	-	-	-	-	*	-	-	-	-	-	*	-
Share based payments	-	-	-	-	*	-	-	-	-	-	4	-
- Others	-	-	-	-	4	-	-	-	-	-	3	-
Payment to Trusts												
- Siemens India Limited Indian Staff Provident Fund	-	-	-	-	-	475	-	-	-	-	-	443
- Siemens India Limited Gratuity Fund	-	-	-	-	-	260	-	-	-	-	-	407

* denotes figures less than a million

** Remuneration does not include the provisions made for gratuity, leave and medical benefits, as they are determined on an actuarial basis for the company as a whole. Remuneration in the form of stock awards are included only upon vesting.

49.7 Related party transactions (Continued)

Description	2022						2021					
	Ultimate Holding Company	Subsidiary	Fellow Subsidiaries	Fellow Associate	Key managerial personnel	Others	Ultimate Holding Company	Subsidiary	Fellow Subsidiaries	Fellow Associate	Key managerial personnel	Others
Sitting fees to Independent Directors/Non-executive Directors	-	-	-	-	3	-	-	-	-	-	3	-
Commission to Independent Directors/Non-executive Directors	-	-	-	-	11	-	-	-	-	10	-	-
Loans / Inter Corporate Deposits given												
- Siemens Financial Services Pvt. Ltd..	-	-	7,030	-	-	-	-	-	3,810	-	-	-
- Siemens Factoring Pvt. Ltd.	-	-	2,150	-	-	-	-	-	710	-	-	-
- Siemens Technology and Services Pvt. Ltd.	-	-	270	-	-	-	-	-	200	-	-	-
Repayment of Loans / Inter corporate deposits given												
- Siemens Financial Services Pvt. Ltd..	-	-	8,440	-	-	-	-	-	3,110	-	-	-
- Siemens Factoring Pvt. Ltd.	-	-	1,760	-	-	-	-	-	1,030	-	-	-
- Siemens Technology and Services Pvt. Ltd.	-	-	270	-	-	-	-	-	200	-	-	-
Factoring of trade receivables ***												
- Siemens Financial Services Pvt. Ltd.	-	-	257	-	-	-	-	-	192	-	-	-
Outstanding Balances												
Receivables												
- Siemens AG	569	-	-	-	-	-	332	-	-	-	-	-
- Siemens Rail Automation Pvt. Ltd.	-	*	-	-	-	-	-	-	-	-	-	-
- C&S Electric Ltd.	-	27	-	-	-	-	-	29	-	-	-	-
- Siemens Large Drives India Pvt. Ltd.	-	-	234	-	-	-	-	-	-	-	-	-
- Siemens Mobility GmbH	-	-	88	-	-	-	-	-	14	-	-	-
- Siemens Technology and Services Pvt. Ltd.	-	-	67	-	-	-	-	-	73	-	-	-
- Siemens W.L.L.	-	-	1	-	-	-	-	-	55	-	-	-
- Siemens Energy Global GmbH & Co. KG	-	-	-	1,048	-	-	-	-	-	676	-	-
- Others	-	-	321	2,436	-	-	-	-	258	1,550	-	-
Payables												
- Siemens AG	5,924	-	-	-	-	-	6,673	-	-	-	-	-
- Siemens Rail Automation Pvt. Ltd.	-	71	-	-	-	-	-	64	-	-	-	-
- C&S Electric Ltd.	-	171	-	-	-	-	-	103	-	-	-	-
- Siemens Mobility GmbH	-	-	502	-	-	-	-	-	380	-	-	-
- Siemens Schweiz AG, Smart Infrastructure, Global Headquarters	-	-	237	-	-	-	-	-	278	-	-	-

* denotes figures less than a million

*** The Company has entered into factoring arrangement for certain trade receivables on a non recourse basis. Collections arising of the said arrangement amounting to ₹ 257 (2021: ₹ 192) have been adjusted.

Notes to the Financial Statements (Continued)

for the year ended 30 September 2022

(Currency: Indian rupees millions)

49.7 Related party transactions (Continued)

Description	2022						2021					
	Ultimate Holding Company	Subsidiary	Fellow Subsidiaries	Fellow Associate	Key managerial personnel	Others	Ultimate Holding Company	Subsidiary	Fellow Subsidiaries	Fellow Associate	Key managerial personnel	Others
Payables (Continued)												
- Siemens Energy Global GmbH & Co. KG	-	-	-	1,296	-	-	-	-	-	1,242	-	-
- Siemens Energy Industrial Turbomachinery India Pvt. Ltd.	-	-	-	459	-	-	-	-	-	194	-	-
- Siemens Energy Industrial Turbomachinery Ltd.	-	-	-	322	-	-	-	-	-	101	-	-
- Siemens Energy, Inc.	-	-	-	297	-	-	-	-	-	412	-	-
- Others	-	-	1,537	563	-	-	-	-	1,547	675	-	-
Loans / Inter corporate deposits to related parties												
- Siemens Financial Services Pvt. Ltd.	-	-	5,990	-	-	-	-	-	7,400	-	-	-
- Siemens Factoring Pvt. Ltd.	-	-	1,070	-	-	-	-	-	680	-	-	-
Interest receivable on inter corporate deposits												
- Siemens Financial Services Pvt. Ltd.	-	-	48	-	-	-	-	-	53	-	-	-
- Siemens Factoring Pvt. Ltd.	-	-	2	-	-	-	-	-	3	-	-	-
Remuneration payable **												
- Mr. Sunil Mathur	-	-	-	-	75	-	-	-	-	-	118	-
- Dr. Daniel Spindler	-	-	-	-	25	-	-	-	-	-	35	-
- Mr. Ketan Thaker	-	-	-	-	2	-	-	-	-	-	2	-

** Remuneration does not include the provisions made for gratuity, leave and medical benefits, as they are determined on an actuarial basis for the company as a whole. Remuneration in the form of stock awards are included only upon vesting.

All transactions entered into with related parties defined under the Companies Act, 2013 during the financial year, were on arm's length pricing basis.

The above transactions are including discontinued operations.

50 Disclosure pursuant to Indian Accounting Standard - 19 'Employee Benefits'

(i) Defined Contribution Plans

Amount of ₹ 196 (2021: ₹ 202) is recognised as an expense and included in "Employee benefits expense" (refer note 39) in the Statement of Profit and Loss. The said amount is excluding of amounts recognised under discontinued operation.

(ii) Defined Benefit Plans

a) Amounts for the current period are as follows :

	Gratuity		Pension		Medical		Retirement Gift	
	Sept 2022	Sept 2021	Sept 2022	Sept 2021	Sept 2022	Sept 2021	Sept 2022	Sept 2021
I Change in defined benefit obligation								
Liability at the beginning of the year	3,040	2,822	281	259	1,736	1,754	87	108
Expenses recognised in profit and loss Account:								
- Interest cost	203	187	18	16	118	117	6	7
- Current service cost	259	255	-	-	69	101	7	10
Recognised in Other Comprehensive Income								
Divestiture (credit) / cost	(120)	-	-	-	(40)	-	(4)	-
Remeasurement (gains) / losses								
Actuarial (gain) / loss arising from:								
i) Change in demographic assumptions	-	(78)	-	23	-	38	-	(31)
ii) Change in financial assumptions	80	1	(9)	(3)	36	(57)	3	-
iii) Experience variance	(83)	50	2	22	(396)	(142)	(1)	(2)
Benefits paid:								
Disbursements from Plan Assets	(225)	(13)	-	-	-	-	-	-
Disbursements directly paid by the employer	-	(180)	(34)	(36)	(61)	(69)	(5)	(4)
Less : Acquisition/Divesture	-	(4)	-	-	-	(6)	-	(1)
Liability at the end of the year	3,154	3,040	258	281	1,462	1,736	93	87
II Fair value of plan assets								
Fair value of plan assets at the beginning of the year	3,250	2,485	-	-	-	-	-	-
Expenses recognised in profit and loss Account:								
- Return on plan assets	226	184	-	-	-	-	-	-
- Others (Transfer pursuant to sale of business)	-	-	-	-	-	-	-	-
Remeasurement gains / (losses)								
- Actuarial gain / (loss) on plan assets	(347)	191	-	-	-	-	-	-
Contributions	261	407	-	-	-	-	-	-
Benefits paid	(224)	(13)	-	-	-	-	-	-
Less : Acquisition/Divesture	(121)	(4)	-	-	-	-	-	-
Fair value of plan assets at the end of the year	3,045	3,250	-	-	-	-	-	-

Notes to the Financial Statements (*Continued*) for the year ended 30 September 2022 (Currency: Indian rupees millions)

50 Disclosure pursuant to Indian Accounting Standard - 19 'Employee Benefits' (*Continued*):

	Gratuity		Pension		Medical		Retirement Gift	
	Sept 2022	Sept 2021	Sept 2022	Sept 2021	Sept 2022	Sept 2021	Sept 2022	Sept 2021
III Actual return on plan assets								
Return on plan assets	226	184	-	-	-	-	-	-
Actuarial gain / (loss) on plan assets	(347)	191	-	-	-	-	-	-
Actual return on plan assets	(121)	375	-	-	-	-	-	-
IV Amount recognised in the balance sheet								
Defined benefit obligation at the end of the year	3,154	3,040	258	281	1,462	1,736	93	87
Fair value of plan assets at the end of the year	3,045	3,250	-	-	-	-	-	-
(Surplus) / Deficit	109	(210)	258	281	1,462	1,736	93	87
Effect Of Asset Ceiling	-	-	-	-	-	-	-	-
Current portion of the above	109	(210)	35	35	57	67	4	2
Non Current portion of the above	-	-	223	246	1,405	1,669	89	85
V.a Expenses recognised in the statement of profit and loss								
Net Interest Expense	(24)	3	18	16	118	117	6	7
Current service cost	259	255	-	-	69	101	7	10
Expense recognised in statement of profit and loss	235	258	18	16	187	218	13	17
V.b Included in other comprehensive income								
Return on plan assets excluding net interest	347	(191)	-	-	-	-	-	-
Net actuarial (gain) / loss recognised	(4)	(27)	(8)	41	(361)	(160)	1	(34)
Actuarial (gain) / loss recognised in OCI	343	(218)	(8)	41	(361)	(160)	1	(34)
VI Actuarial Assumptions								
Discount Rate	7.61%	6.92%	7.61%	6.92%	7.61%	6.92%	7.61%	6.92%
Attrition rate:								
up to 30 years	9.00%	9.00%	-	-	9.00%	9.00%	9.00%	9.00%
31-50 years	6.00%	6.00%	-	-	6.00%	6.00%	6.00%	6.00%
above 50 years	4.00%	4.00%	-	-	4.00%	4.00%	4.00%	4.00%
Salary Escalation / Pension increase rate / Medical cost increase rate	9.00%	10% for current year, 8% for future year	5.00%	5.00%	9.00%	5.00%	9.00%	10% for current year, 8% for future year

50 Disclosure pursuant to Indian Accounting Standard - 19 'Employee Benefits' (Continued):

	Gratuity		Pension		Medical		Retirement Gift	
	Sept 2022	Sept 2021	Sept 2022	Sept 2021	Sept 2022	Sept 2021	Sept 2022	Sept 2021
VII Sensitivity								
Change in Liability for 0.5% decrease in discount rate	140	136	7	8	123	146	5	5
Change in Liability for 0.5% increase in discount rate	(130)	(127)	(6)	(7)	(108)	(129)	(4)	(4)
Change in Liability for 0.5% decrease in salary/ medical inflation rate/pension increase rate	(129)	(126)	(6)	(7)	(93)	(113)	(4)	(4)
Change in Liability for 0.5% increase in salary/ medical inflation rate/pension increase rate	138	134	6	7	105	127	5	5
VIII Maturity Profile of Defined Benefit Obligation (Undiscounted amount)								
Year 1	238	-	36	36	59	69	4	2
Year 2	244	-	13	35	62	72	4	6
Year 3	282	-	36	34	65	76	5	5
Year 4	294	-	35	33	68	80	5	5
Year 5	356	-	33	32	72	83	8	6
Years 6 to 10	2,341	-	139	134	451	509	65	56
IX Weighted Average Duration of Defined Benefit Obligation								
Duration (Years)	9.00	9.00	7.00	6.60	9.00	11.00	9.00	10.50

b) The sensitivity analysis above have been determined based on a method that extrapolates the impact on defined benefit obligation as a result of reasonable changes in key assumptions occurring at the end of the reporting year 2021-22 and the method of assumption used in preparing sensitivity analysis did not change compared to previous year.

c) The fund formed by the Company manages the investments of the Gratuity fund. Expected rate of return on investments is determined based on the assessment made by the Company at the beginning of the year on the return expected on its existing portfolio, along with the estimated incremental investments to be made during the year. Yield on portfolio is calculated based on a suitable mark-up over the benchmark Government securities of similar maturities. The Company expects to contribute ₹ 238 (2021: ₹ 259) to gratuity fund in 2022-23.

The investment strategy in respect of its funded plans is implemented within the framework of the applicable statutory requirements. Each year, the Board of Trustees reviews the level of funding in the gratuity plan. Such a review includes the asset liability matching strategy and investment risk management policy. This includes employing the use of annuities and longevity swaps to manage the risks. The Board of Trustees decides its contribution based on the results of this annual review. Generally it aims to have a portfolio mix of equity instruments and debt instruments to minimize the risk exposed to investment.

d) The estimates of future salary increases, considered in actuarial valuation, take in to account inflation, seniority, promotion and other relevant factors, such as supply and demand in the employment market.

Notes to the Financial Statements (Continued)

for the year ended 30 September 2022

(Currency: Indian rupees millions)

50 Disclosure pursuant to Indian Accounting Standard - 19 'Employee Benefits' (Continued):

- e) The Company has contributed ₹ 461 (2021: ₹ 574) towards provident fund during the year ended 30 September 2022. The said amount is excluding of amounts recognised by discontinued operation. The Guidance note issued by the Institute of Actuaries of India states that benefits involving employer established provident funds, which require interest shortfalls to be recompensed are to be considered as defined benefit plans. The Actuary has accordingly provided a valuation and based on the assumptions provided below there is a shortfall as at 30 September 2022.

The details of the fund and plan asset position as at 30 September are as follows:

	As at 30 September	
	2022	2021
Present value of benefit obligation at year end	15,506	15,202
Fair value of plan assets at year end	15,452	15,534
Shortfall / (Surplus)	54	(332)
Effect due to Asset Ceiling	(54)	332

Assumptions used in determining the present value obligation of the interest rate guarantee under the Deterministic Approach:

	As at 30 September	
	2022	2021
Government of India securities (GOI) bond yield	7.61%	6.92%
Remaining term of maturity (in years)	9	9
Expected guaranteed interest rate	8.10%	8.50%

(iii) General descriptions of significant defined plans

I Gratuity Plan

Gratuity is payable to all eligible employees of the Company on superannuation, death and permanent disablement, in terms of the provisions of the Payment of Gratuity Act, 1972 or as per the Company's Scheme whichever is more beneficial. Under the act, employee who has completed five years of service is entitled to the benefit. The level of benefits provided depends on the members length of service and salary at retirement age.

II Medical

Post retirement medical benefit is paid to the retired employees and their spouse till their survival and after their death, benefits are available to the employee's spouse. It consists of 3 components, which is health insurance, Domiciliary medical allowance and Company support in case the expenses incurred are more than the health insurance coverage subject to the ceiling limit as per the grades.

III Pension

Pension is paid to management cadre employees of the Company, who retired before March 1998. Pension is paid on monthly basis. In case of death in retirement, 100 percent pension is paid to the spouse for first six months and then 60 percent thereafter.

IV Retirement Gift

Retirement gift is paid, as a token of appreciation to the permanent employees who are separating on their retirement or after their long association with the Company.

(iv) Broad category of Fair value of plan assets & as a percentage of total plan assets of the Gratuity plan:

Particulars (Unquoted)	2022		2021	
	Amount	%	Amount	%
Equity Instruments	48	1.57%	106	3.26%
Debt Instruments	2,997	98.43%	3,144	96.74%
Total Plan Assets	3,045	100.00%	3,250	100.00%

51 Earnings per share:

	Sept 2022	Sept 2021
Weighted average number of equity shares outstanding during the year	356,120,255	356,120,255
Profit after tax from continuing operations	12,497	10,440
Basic and diluted earnings per share from continuing operations	35.09	29.32
Profit / (Loss) after tax from discontinued operations	2,811	590
Basic and diluted earnings per share from discontinued operations	7.89	1.65
Total Profit for the year	15,308	11,030
Basic and diluted earnings per share from total operations	42.98	30.97

52 Details of dues to Micro, Small and Medium Enterprises as defined under the MSMED Act, 2006

The Company has amounts due to suppliers under MSMED as at 30 September. The disclosure pursuant to the MSMED Act is as under:

	Sept 2022	Sept 2021
Principal amount due to suppliers under MSMED Act.	1,870	1,461
Interest accrued and due to suppliers under Section 16 of MSMED Act, 2006 on the above amount, unpaid.#	*	*
Payment made to suppliers (other than interest) beyond the appointed day during the year.	3,097	662
Interest due and payable towards suppliers under MSMED Act towards payments already made.	104	125
Interest accrued and remaining unpaid at the end of the accounting year.	105	126
The amount of further interest due and payable even in the succeeding year.	-	-

The information has been given in respect of such vendors to the extent they could be identified as 'micro and small enterprises' on the basis of information available with the Company.

Interest accrued is considered due upon claim from vendors.

* denotes figures less than a million

53 Share-based payment transactions

Share matching plan (SMP) and Siemens Stock Awards (SSA) at Siemens Ltd are classified as cash-settled transactions. The employees of the Company are eligible for the Ultimate Holding Company's share awards, i.e. SMP and SSA. Under SMP the employee may invest a specified part of their compensation in the Ultimate Holding Company's shares and at the end of 3 years (vesting period) employee gets one free share for every three shares purchased.

Under SSA, the Company grants stock awards of the Ultimate Holding Company's shares to the Chief Executive Officer, Chief Financial Officer, members of senior management and other eligible employees. The vesting period is upto 4 years, after which the beneficiary gets certain number of shares which is tied to the performance of the employee in case of CEO Special Allocation scheme and performance of Ultimate Holding Company in case of Performance Oriented Siemens Stock Awards.

At the end of each reporting period, the Company recognises the fair value of the liability and the expense at each reporting period at the market price of the Ultimate Holding Company's share.

Notes to the Financial Statements (*Continued*) for the year ended 30 September 2022 (Currency: Indian rupees millions)

53 Share-based payment transactions (*continued*)

Details of liabilities arising from the share-based payment transactions are as follows:

	Sept 2022	Sept 2021
Other current financial liabilities	234	208
Other non-current financial liabilities	486	660
Total carrying amount of the liabilities	720	868

Effect of Share-based payment transaction on the Profit and Loss, shown under the head Employee benefit expense is ₹ 91 (2021: ₹ 578)

54 Derivative Instruments

a) Forward Contracts and Option contracts

The Company uses forward contracts and options to mitigate its risks associated with foreign currency fluctuations having underlying transaction and relating to firm commitments or highly probable forecast transactions. The Company does not enter into any forward and options contracts which are intended for trading or speculative purposes.

The forward exchange and options contracts are fair valued at each reporting date with the resultant gains/ losses thereon being recorded in statement of Profit and Loss.

The details of forward contracts outstanding at the year end are as follows:

Currency	Buy			Sell		
	Number of contracts	Amount	Indian rupees equivalent	Number of contracts	Amount	Indian rupees equivalent
US Dollar						
30 Sept 2022	185	92	7,487	252	195	15,884
30 Sept 2021	211	75	5,559	326	181	13,452
Euro						
30 Sept 2022	381	323	25,739	276	161	12,861
30 Sept 2021	437	229	19,681	286	124	10,637
Qatari Riyal						
30 Sept 2022	3	2	35	1	4	83
30 Sept 2021	3	3	58	1	8	152
Pound Sterling						
30 Sept 2022	18	8	730	3	5	453
30 Sept 2021	16	8	780	5	2	210
Swedish Krona						
30 Sept 2022	8	11	80	6	16	114
30 Sept 2021	7	19	162	1	2	19
Chinese Yuan						
30 Sept 2022	38	130	1,490	1	*	4
30 Sept 2021	50	83	957	1	*	4

* denotes figures less than a million

54 Derivative Instruments (Continued)

b) Significant unhedged exposures in various foreign currencies as at the year end:

Payables

	Foreign currency		Indian rupees	
	Sept 2022	Sept 2021	Sept 2022	Sept 2021
Bangladesh Taka	169	142	136	124
Sri Lankan Rupee	378	410	84	153
Singapore Dollar	2	1	85	63

Receivables and bank balances

	Foreign currency		Indian rupees	
	Sept 2022	Sept 2021	Sept 2022	Sept 2021
Bangladesh Taka	281	234	235	203
Sri Lankan Rupee	511	490	124	182
Nepalese Rupee	48	64	30	40
Euro	1	44	44	12
United States Dollar	1	1	99	100

The forward contracts have been converted in Indian rupees, at the spot rates, as at 30 September to facilitate reading purposes only.

The Company has a policy of hedging its foreign currency exposure on a net basis.

c) Commodity Contracts

The Company uses Commodity Future Contracts to hedge against fluctuation in commodity prices. The following are outstanding future contracts entered into by the Company as at the year end:

Year	Commodity	Number of Contracts	Buy / Sell
Sept 2022	Copper	1,980	Buy
	Aluminium	403	Buy
	Silver	92	Buy
Sept 2021	Copper	1,593	Buy
	Aluminium	271	Buy
	Silver	132	Buy

Note: Each contract of copper is of 2,500 kg, Aluminium is of 5,000 kg and silver is of 30 kg.

55 Capital management

For the purpose of the Company's capital management, equity includes equity share capital and all other equity reserves attributable to the equity holders of the Company. The Company manages its capital to optimise returns to the shareholders and makes adjustments to it in light of changes in economic conditions or its business requirements. The Company's objectives are to safeguard continuity, maintain a strong credit rating and healthy capital ratios in order to support its business and provide adequate return to shareholders through continuing growth and maximise the shareholders value. The Company funds its operations through internal accruals. The management and the Board of Directors monitor the return on capital as well as the level of dividends to shareholders.

Notes to the Financial Statements (Continued)

for the year ended 30 September 2022

(Currency: Indian rupees millions)

56 Financial instruments

A) Accounting classifications and Fair values

i) Category-wise classification for applicable financial assets:

Particulars	Notes	Carrying value / Fair value	
		Sept 2022	Sept 2021
I. Measured at fair value through Profit or Loss (FVTPL):			
(a) Derivative contracts not designated as cash flow hedges	10 & 19	767	500
Total I		767	500
II. Measured at amortised cost:			
(a) Trade Receivables	8 & 15	36,705	35,260
(b) Loans	9 & 18	7,112	8,183
(c) Cash and cash equivalents and other bank balances	16 & 17	62,763	48,488
(d) Other assets (excluding derivative contracts)	10 & 19	2,053	3,934
Total II		108,632	95,865
III. Measured at fair value through Other Comprehensive Income (FVTOCI):			
(a) Derivative contracts designated as cash flow hedges	19	414	57
Total III		414	57
Total (I+II+III)		109,814	96,422

ii) Category-wise classification for applicable financial liabilities:

Particulars	Notes	Carrying value / Fair value	
		Sept 2022	Sept 2021
I. Measured at fair value through Profit or Loss (FVTPL):			
(a) Derivative contracts not designated as cash flow hedges	26 & 31	1,294	591
(b) Liabilities related to share based payments	26 & 31	720	868
(c) Lease liabilities		1,595	1,938
Total I		3,609	3,397
II. Measured at amortised cost:			
(a) Trade payables		38,757	35,055
(b) Other liabilities (excluding derivative contracts)	26 & 31	5,889	5,130
Total II		44,646	40,185
III. Measured at fair value through Other Comprehensive Income (FVTOCI):			
(a) Derivative contracts designated as cash flow hedges	31	273	75
Total III		273	75
Total (I+II+III)		48,528	43,657

The carrying amounts of financial instruments such as cash and cash equivalents, other bank balances, trade receivables, trade payables, current security deposits and other current financial assets and liabilities (except derivative financial instrument those being measured at fair value through other comprehensive income) are considered to be same as their fair values due to their short term nature.

56 Financial instruments (*Continued*)

B) Fair Value Hierarchy

The following table provides fair value measurement hierarchy of financial instruments as referred in note (A) above:

Quantitative disclosures fair value measurement hierarchy as at 30 September 2022:

	Level 1	Level 2	Level 3	Total
Assets at Fair value:				
i) Fair values through profit and loss				
(a) Derivative contracts not designated as cash flow hedges	-	767	-	767
ii) Fair value through Other Comprehensive Income				
(a) Derivative contracts designated as cash flow hedges	-	414	-	414
Liabilities at Fair value:				
i) Fair values through profit and loss				
(a) Derivative contracts not designated as cash flow hedges	-	1,294	-	1,294
(b) Liabilities related to share based payments	-	720	-	720
ii) Fair value through Other Comprehensive Income				
(a) Derivative contracts designated as cash flow hedges	-	273	-	273

Quantitative disclosures fair value measurement hierarchy as at 30 September 2021:

	Level 1	Level 2	Level 3	Total
Assets at Fair value:				
i) Fair values through profit and loss				
(a) Derivative contracts not designated as cash flow hedges	-	500	-	500
ii) Fair value through Other Comprehensive Income				
(a) Derivative contracts designated as cash flow hedges	-	57	-	57
Liabilities at Fair value:				
i) Fair values through profit and loss				
(a) Derivative contracts not designated as cash flow hedges	-	592	-	592
(b) Liabilities related to share based payments	-	868	-	868
ii) Fair value through Other Comprehensive Income				
(a) Derivative contracts designated as cash flow hedges	-	75	-	75

The Company enters into foreign exchange forward contracts, which are valued using valuation techniques that employs the use of market observable inputs.

There have been no transfers between Level 1 and Level 2 during the year.

Notes to the Financial Statements (Continued)

for the year ended 30 September 2022

(Currency: Indian rupees millions)

57 Financial Risk Management

The Company's principal financial liabilities comprise of trade payable, security deposits and other financial liabilities. The Company's principal financial assets include trade and other receivables, cash and cash equivalents and other financial assets that arise from its operations. The Company also enters into hedging transactions to cover foreign exchange exposure risk. The Company's operating business is exposed to market risk, credit risk and liquidity risk. In order to optimize the allocation of the financial resources across the segments, as well as to achieve its aims, the Company identifies, analyses and manages the associated market risks. The Company seeks to manage and control these risks primarily through its regular operating activities and uses derivative financial instruments when deemed appropriate. All derivative activities for risk management purposes are carried out by teams that have the appropriate skills, experience and supervision. The Company has a Risk Management Committee, which ensures that the Company's financial risk taking activities are governed by appropriate policies and procedures and that financial risks are identified, measured and mitigated in accordance with the Company's policies and overall risk appetite.

A Market risk

Market risk is the risk that the fair value of future cash flows of a financial instrument will fluctuate because of changes in market prices. Market risk comprises of currency rate risk and interest rate risk. Financial instrument affected by market risks includes deposits, derivative financial instruments, trade receivables, trade payables and other financial assets.

Foreign Currency risk

Foreign currency risk is the risk that the fair value or future cash flows of a financial instrument will fluctuate because of changes on foreign exchange rate. The Company operates internationally and transacts in several currencies and has foreign currency trade receivables and trade payables. Hence, the Company is exposed to foreign exchange risk. The Company holds derivative financial instruments such as foreign exchange forward and option contracts to mitigate the risk of changes in exchange rates on foreign currency exposures.

Foreign currency sensitivity

The following table demonstrate the sensitivity to a reasonably possible change in major currencies like US Dollar and Euro with all other variables held constant. The impact on the Company's profit before tax is due to changes in the fair value of monetary assets and liabilities including foreign currency derivatives. The Company's exposure to foreign currency changes for all other currencies is not material.

Particulars	Effect on profit before tax		Effect on equity (net of tax)	
	Sept 2022	Sept 2021	Sept 2022	Sept 2021
US Dollar + 5%	275	509	2	*
- 5%	(275)	(509)	(2)	*
Euro + 5%	554	123	9	*
- 5%	(554)	(123)	(9)	*

Interest rate risk

Interest rate risk is the risk that the fair value or future cash flows of a financial instrument will fluctuate because of changes in market interest rates. Consequently, could have unforeseen impact on Company's cost of borrowing or returns thus impacting the profit and loss.

The Company does not have any borrowings. Surplus funds are invested in deposits at fixed interest rates. The tenure of the deposits is managed to match with the liquidity profile of the Company.

* denotes figures less than a million

B Credit risk

Credit risk is defined as an unexpected loss in financial instruments if the contractual partner is failing to discharge its obligations in full and on time. The Company is exposed to credit risk from its operating and financing activities like trade receivables, deposits with banks, foreign exchange transactions and other financial instruments.

Receivables

The major exposure to credit risk at the reporting date is primarily from receivables comprising of trade and project unbilled receivables (net).

57 Financial Risk Management (Continued)

Credit risk on receivables is limited due to the Company's large and diverse customer base which includes public sector enterprises, state owned companies and private corporates. The effective monitoring and controlling of credit risk through credit evaluations and ratings is a core competency of the Company's risk management system.

For receivables, as a practical expedient, the Company computes expected credit loss allowance based on a provision matrix. The provision matrix is prepared based on historically observed default rates over the expected life of trade receivables and is adjusted for forward-looking estimates.

The maximum exposure to credit risk at the reporting date is the carrying value of each class of financial assets. The ECL is calculated on rating and default probability percentage arrived from the historic default trend. In order to determine the default probability percentage, a simple average of customer wise specific allowances or actual bad debts incurred in succeeding year (derived rates) (whichever is higher) for the preceding three years is considered as a percentage of gross receivables positions for each grading i.e. rating and division of each customer as at reporting date.

The reconciliation of ECL is as follows:

	Sept 2022	Sept 2021
Balance at the beginning of the year	1,445	1,806
Loss allowance based on ECL	314	(361)
Balance at the year end	<u>1,759</u>	<u>1,445</u>

Other financial assets

Credit risk from cash and cash equivalents, term deposits and derivative financial instruments is managed by the Company's treasury department in accordance with the Company's policy. Investments of surplus funds, temporarily, are made only with approved counter parties and within credit limits assigned to each counterparty. The maximum exposure to credit risk at the reporting date is the carrying value of each class of financial assets.

C Liquidity risk

The Company's principal sources of liquidity are cash and cash equivalents and the cash flow that is generated from operations. The Company regularly monitors the rolling forecasts and actual cashflows, to ensure it has sufficient funds to meet the operational needs.

The table below summarise the maturity profile of the Company's financial liabilities based on contractually agreed undiscounted cash flows :

Particulars	Notes	Total	Payable within 1 year	More than 1 year
As at 30 Sept 2022				
Trade Payables	25 & 30	38,757	38,730	27
Derivative contracts	26 & 31	1,567	1,359	208
Other financial liabilities	26 & 31	6,609	6,123	486
		46,933	46,212	721
Lease Liabilities	47	1,798	662	1,136
		48,731	46,874	1,857
As at 30 Sept 2021				
Trade Payables	25 & 30	35,056	34,668	388
Derivative contracts	26 & 31	666	590	76
Other financial liabilities	26 & 31	5,998	3,338	2,660
		41,720	38,596	3,124
Lease Liabilities	47	2,197	672	1,525
		43,917	39,268	4,649

Notes to the Financial Statements (Continued)

for the year ended 30 September 2022

(Currency: Indian rupees millions)

58 Ratio Analysis

Ratio	Numerator	Denominator	Notes	Sept 22	Sept 21	% of Variance	Remarks
Current Ratio	Current assets	Current liabilities		1.92	1.97	-2.15%	
Return on Equity ratio	Profit for the year	Average net worth	i	13.96%	11.13%	25.36%	Profit for the year is higher due to exceptional gain from discontinued operations.
Inventory Turnover ratio	Cost of goods sold	Average inventory	ii	5.73	6.35	-9.70%	
Trade Receivables Turnover ratio	Revenue from contracts with customers	Average debtors		4.05	3.66	10.70%	
Trade payables Turnover ratio	Net credit purchases	Average creditors	iii	3.05	2.99	2.08%	
Net capital Turnover ratio	Revenue from contracts with customers	Average working capital	iv	2.25	1.97	13.84%	
Net Profit ratio	Profit for the year from continuing operations	Revenue from contracts with customers		8.56%	8.47%	1.11%	
Return on Capital Employed	Profit before interest and tax from continuing operations	Net worth		14.78%	13.78%	7.26%	

- i) Net worth comprises of Equity share capital and Other equity
- ii) Cost of goods sold comprises of a) Cost of materials consumed, b) Purchases of Stock-in-Trade, c) Changes in inventories of finished goods, d) work-in-progress and stock-in-trade, e) Project bought outs and other direct costs.
- iii) Net credit purchases comprises of (a) cost of goods sold and (b) Other expenses excluding Bad debts (including provision), Net loss on foreign exchange (including commodity gain/loss) and Corporate Social Responsibility expenditure.
- iv) Working Capital is current assets less current liabilities.

59 Discontinued operations

- a) On 1 July 2022, the Company divested its Large Drives Applications (LDA) business (Portfolio Companies Segment) as a going concern on a slump sale basis to Siemens Large Drives India Private Limited (a subsidiary of Siemens Large Drives GmbH, which in turn is a subsidiary of Siemens AG), for a cash consideration of ₹ 4,400 million. The gain on the sale transaction is ₹ 3,559 million for the year ended 30 September 2022. The tax expense on this transaction is ₹ 853 million (including write-off of deferred tax assets of ₹ 49 million) for the year ended 30 September 2022.
- b) On 1 January 2021, the Company divested its Mechanical Drives (MD) business as a going concern on a slump sale basis to Flender Drives Private Limited for a final consideration of ₹ 3,759 million (after adjusting the consideration of ₹ 4,400 million for changes in net current assets and capital expenditure as per the terms and conditions agreed between the parties). The gain on the sale transaction is ₹ 487 million for the year ended 30 September 2021. The tax expense on this transaction is ₹ 362 million (including write-off of deferred tax assets of ₹ 302 million) for the year ended 30 September 2021.

59 Discontinued operations (*Continued*)

Revenue, expenses and net cash flows relating to discontinued operations is as follows:

	Sept 2022	Sept 2021
Income		
Revenue from operations	4,243	5,821
Other Income	-	1
Total income	<u>4,243</u>	<u>5,822</u>
Expenses		
Cost of materials consumed	-	994
Purchases of stock-in-trade	2,396	2,441
Decrease/(increase) in inventories of finished goods, work-in-progress and traded goods	(113)	(219)
Project bought outs and other direct costs	956	934
Employee benefits expense (refer note 62)	429	652
Finance costs	8	1
Depreciation and amortisation expense (refer note 62)	23	32
Other expenses (refer note 62)	403	364
Total expenses	<u>4,102</u>	<u>5,199</u>
Profit/(loss) before tax	<u>141</u>	<u>623</u>
Gain from sale of discontinued operations	3,559	487
Tax credit/(expense)	(889)	(520)
Profit/(loss) after tax	<u>2,811</u>	<u>590</u>
Net cash used in operating activities	634	1,078
Net cash used in investing activities	(128)	209
Net cash used in financing activities	(1)	(4)

- 60 During previous year, on 1 March 2021, the Company acquired 99.22% equity share capital of C&S Electric Limited from its promoters for a preliminary sale share consideration of ₹ 21,588 million (₹ 2,000 million is retained by the Company as Holdback consideration), on cash free/ debt free basis on terms and conditions that are mutually agreed between the parties to the transaction. Considering post Closing amendments to the Share Purchase Agreement, the investment value is ₹ 21,637 million as on 30 September 2022.
- 61 During the year, the Company has executed a Power Purchase Agreement and entered into a Share Subscription and Shareholders Agreement for the subscription of 26% of the paid-up equity share capital of Sunsole Renewables Private Limited (Sunsole). On 28 February 2022, Sunsole has allotted 26% of its paid-up equity share capital to the Company as first tranche allotment for a consideration of ₹ 2.7 million and ₹ 11.4 million as second tranche allotment on 5 August 2022. The Company has accounted for the investment at cost as per IND AS 28 'Investments in Associates and Joint Ventures'.

Notes to the Financial Statements (Continued) for the year ended 30 September 2022 (Currency: Indian rupees millions)

- 62 During the previous year, the operations for the year ended 30 September 2021 were impacted due to the second wave of COVID-19. The expenses incurred during shutdown and partial shutdown in respect of factories and project sites for continuing operations and discontinued operations were as under:

	Continuing Operations		Discontinued Operations	
	Sept 2022	Sept 2021	Sept 2022	Sept 2021
i) Employee benefits expense	-	164	-	7
ii) Depreciation and amortization expense	-	23	-	2
iii) Other expenses	-	64	-	2
	<u>-</u>	<u>251</u>	<u>-</u>	<u>11</u>

- 63 Asset held for sale pertains to Land & building to be sold from Investment properties.

64 Relationship with Struck off Companies:

Sr. No.	Name of Company	Nature of transactions	Transactions during the year ended		Balance outstanding as at		Relationship
			Sept 2022	Sept 2021	Sept 2022	Sept 2021	
1	Indo Electricals Ltd.	Supply of product	*	*	*	-	Vendor

*denotes figures less than a million

65 Other Notes:

- i) The Company does not have any Benami property, where any proceeding has been initiated or pending against the Company for holding any Benami property.
- ii) The Company does not have any charges or satisfaction which is yet to be registered with ROC beyond the statutory period.
- iii) The Company has not traded or invested in Crypto currency or Virtual Currency during the financial year.
- iv) The Company has not advanced or loaned or invested funds to any other person(s) or entity(ies), including foreign entities (Intermediaries) with the understanding that the Intermediary shall:
 - (a) directly or indirectly lend or invest in other persons or entities identified in any manner whatsoever by or on behalf of the company (Ultimate Beneficiaries) or
 - (b) provide any guarantee, security or the like to or on behalf of the Ultimate Beneficiaries.
- v) The Company has not received any fund from any person(s) or entity(ies), including foreign entities (Funding Party) with the understanding (whether recorded in writing or otherwise) that the Company shall:
 - (a) directly or indirectly lend or invest in other persons or entities identified in any manner whatsoever by or on behalf of the Funding Party (Ultimate Beneficiaries) or
 - (b) provide any guarantee, security or the like on behalf of the Ultimate Beneficiaries.
- vi) The Company does not have any such transaction which is not recorded in the books of accounts that has been surrendered or disclosed as income during the year in the tax assessments under the Income Tax Act, 1961.
- vii) The Company is in compliance with the number of layers prescribed under clause (87) of section 2 of the Companies Act, 2013, read with Companies (restriction on number of layers) Rules, 2017.

66 Previous period figures have been regrouped / reclassified wherever necessary, to conform to current period classification.

As per our report of even date

For B S R & Co. LLP

Chartered Accountants

ICAI Firm Registration Number:- 101248W/W-100022

For and on behalf of the Board of Directors of Siemens Limited

Deepak S.Parekh

Chairman

DIN: 00009078

Sunil Mathur

*Managing Director
and Chief Executive
Officer*

DIN: 02261944

Daniel Spindler

*Executive Director and
Chief Financial Officer*

DIN: 08533833

Farhad Bamji

Partner

Membership No: 105234

Mehernosh B. Kapadia

*Director and Chairman
of Audit Committee*

DIN: 00046612

Ketan Thaker

Company Secretary

ACS No:16250

New Delhi

Date: 22 November 2022

New Delhi

Date: 22 November 2022

INDEPENDENT AUDITOR’S REPORT

To the Members of Siemens Limited

Report on the Audit of the Consolidated Financial Statements

Opinion

We have audited the consolidated financial statements of Siemens Limited (hereinafter referred to as the “Holding Company”) and its subsidiaries (together referred to as “the Group”), and its associate, which comprise the consolidated balance sheet as at 30 September 2022, and the consolidated statement of profit and loss (including other comprehensive income), consolidated statement of changes in equity and consolidated statement of cash flows for the year then ended, and notes to the consolidated financial statements, including a summary of significant accounting policies and other explanatory information (hereinafter referred to as “the consolidated financial statements”).

In our opinion and to the best of our information and according to the explanations given to us, and based on the consideration of report of the other auditor on separate financial statements of such subsidiary which was audited by the other auditor, the aforesaid consolidated financial statements give the information required by the Companies Act, 2013 (“Act”) in the manner so required and give a true and fair view in conformity with the accounting principles generally accepted in India, of the consolidated state of affairs of the Group and its associate as at 30 September 2022, of its consolidated profit and other comprehensive income, consolidated changes in equity and consolidated cash flows for the year then ended.

Description of Key Audit Matters

See Note 35 and 45 to consolidated financial statements

Revenue recognition on Construction Contracts	How the matter was addressed in our audit
<p>A significant portion of the Group’s business is from construction contracts, where revenue is recognised under the percentage-of-completion method. This is based on the percentage of costs incurred to date compared to the total estimated contract costs.</p> <p>We identified revenue recognition on construction contracts as a key audit matter, since: -</p> <ul style="list-style-type: none"> There is an inherent risk and presumed risk of fraud around the existence and valuation of revenues recognised considering the customized and complex nature of these contracts and significant inputs of IT systems. Application of Ind AS 115 ‘Revenue from Contracts with customers’ is complex and involves a number of significant judgements and estimates. These relate to identifying performance obligations, transaction price, estimating the balance cost-to-complete the contract and determining the percentage of completion of the relevant performance obligation. 	<p>Our procedures included the following:</p> <ul style="list-style-type: none"> Obtained an understanding of business processes, policies and controls specific to construction contracts, from its initiation through presentation in the consolidated financial statements and tested the design, implementation and operating effectiveness of key controls over these processes. Performed testing of design, implementation and operating effectiveness of the Group’s key manual controls around revenue recognition. Evaluated the Group’s estimates and assumptions based on risk-based selection of sample contracts. Our audit procedures covered, among others, test of the contracts including terms and conditions, termination rights, penalties for delay and breach of contract as well as liquidated damages.

Basis for Opinion

We conducted our audit in accordance with the Standards on Auditing (SAs) specified under Section 143(10) of the Act. Our responsibilities under those SAs are further described in the Auditor’s Responsibilities for the Audit of the Consolidated Financial Statements section of our report. We are independent of the Group and its associate in accordance with the ethical requirements that are relevant to our audit of the consolidated financial statements in terms of the Code of Ethics issued by the Institute of Chartered Accountants of India and the relevant provisions of the Act, and we have fulfilled our other ethical responsibilities in accordance with these requirements. We believe that the audit evidence obtained by us along with the consideration of report of the other auditor referred to in paragraph (a) of the “Other Matters” section below, is sufficient and appropriate to provide a basis for our opinion on the consolidated financial statements.

Key Audit Matters

Key audit matters are those matters that, in our professional judgment, were of most significance in our audit of the consolidated financial statements of the current period. These matters were addressed in the context of our audit of the consolidated financial statements as a whole, and in forming our opinion thereon, and we do not provide a separate opinion on these matters.

Description of Key Audit Matters (Continued)

Revenue recognition on Construction Contracts	How the matter was addressed in our audit
<ul style="list-style-type: none"> These contracts may involve onerous obligations which require critical assessment of provision for foreseeable losses to be made by the Group. 	<ul style="list-style-type: none"> Evaluated revenues recognised for the selected projects, analysed billable revenues and cost of sales to be recognised in the Statement of Profit and Loss to the extent of progress towards completion. Performed inquiries with respect to the development of the budgeted project costs, deviations between planned and actual costs, the estimated costs to complete, and Group's assessments on probabilities related to contract risks. Performed a retrospective analysis of costs incurred with planned costs to identify significant variations and if these are considered in estimating the balance costs to complete the contracts. <p>We involved our Information Technology (IT) specialists to assess the design, implementation and operating effectiveness and testing of:</p> <ul style="list-style-type: none"> IT environment in which the business systems operate, including access controls, program change controls, program development controls and IT operation controls over computation of revenue recognised. IT controls for accuracy and completeness of cost and revenue reports generated by the IT system. Access and application controls on allocation of resources and budgeting systems.
Revenue recognition on Sale of Products	How the matter was addressed in our audit
<p>The Group recognises revenue from the sales of products when control over goods is transferred to the customer based on specific terms and conditions of sale contracts with respective customers.</p> <p>We have identified recognition of revenue on sale of products as a key audit matter as –</p> <ul style="list-style-type: none"> revenue is a key performance indicator; and there is a presumed fraud risk of revenue being overstated through manipulation of the timing of transfer of control due to pressures to achieve performance targets as well as meeting external expectations. 	<p>Our procedures included the following:</p> <ul style="list-style-type: none"> Assessed the appropriateness of the policies in respect of revenue recognition by comparing with applicable accounting standards. Performed testing of design, implementation and operating effectiveness of the Group's general Information Technology ('IT') controls over revenue recognition and key IT application controls by involving our IT specialists. Performed testing of design, implementation and operating effectiveness of the Group's key manual controls around revenue recognition. Performed substantive testing of recognition of revenue in the correct period by selecting statistical samples of revenue transactions recorded during and at the end of the financial year. Examined the underlying documents such as sales invoices/ contracts and dispatch/ shipping documents for the selected transactions. Assessed manual journals posted in revenue ledger to identify any unusual items.

INDEPENDENT AUDITOR'S REPORT (Continued)

To the Members of Siemens Limited

See Note 57 to consolidated financial statements	
Accounting for Business Combination	How the matter was addressed in our audit
<p>On 1 March 2021, the Holding Company acquired 99.22% stake in C&S Electric Ltd. for a consideration of INR 21,673 million.</p> <p>As required under Ind AS 103 'Business Combinations', the assets and liabilities acquired were recognised at fair value on the date of acquisition.</p> <p>The purchase price allocation was finalised during the current year. Goodwill has been determined as a difference between the purchase consideration and fair value of net assets acquired (net of related tax impact) and adjusted for the share of non-controlling interest.</p> <p>We have assessed the accounting for acquisition as a key audit matter due to the following:</p> <ul style="list-style-type: none"> • There is significant judgement used and complexity involved in determining the fair value of identifiable assets and liabilities acquired. • The allocation of purchase consideration between the asset/ liability classes, if performed inaccurately, could lead to a significant misstatement. 	<p>Our procedures included the following:</p> <ul style="list-style-type: none"> • Examined the documents pertaining to the acquisition to understand the key terms and conditions. • Assessed the competence, capabilities and objectivity of the valuation expert engaged by the Holding Company. • Gained an understanding of the work of the expert by verifying the valuation report on the purchase price allocation. • Involved our valuation specialists to assess the appropriateness of the methodology applied and key assumptions used in determining the fair value of identifiable assets and liabilities. • Performed testing of design, implementation and operating effectiveness of the Holding Company's controls around Business Combination. • Verified the accounting treatment adopted in respect of the acquisition accounting. • Verified the adequacy of the disclosures in accordance with Ind AS 103, 'Business Combinations'.

Other Information

The Holding Company's Management and Board of Directors are responsible for the other information. The other information comprises the information included in the Holding Company's directors' report, but does not include the consolidated financial statements and our auditor's report thereon.

Our opinion on the consolidated financial statements does not cover the other information and we do not express any form of assurance conclusion thereon.

In connection with our audit of the consolidated financial statements, our responsibility is to read the other information and, in doing so, consider whether the other information is materially inconsistent with the consolidated financial statements or our knowledge obtained in the audit or otherwise appears to be materially misstated. If, based on the work we have performed, we conclude that there is a material misstatement of this other information, we are required to report that fact. We have nothing to report in this regard.

Management's and Board of Directors' Responsibilities for the Consolidated Financial Statements

The Holding Company's Management and Board of Directors are responsible for the preparation and presentation of

these consolidated financial statements in term of the requirements of the Act that give a true and fair view of the consolidated state of affairs, consolidated profit/ loss and other comprehensive income, consolidated statement of changes in equity and consolidated cash flows of the Group including its associate in accordance with the accounting principles generally accepted in India, including the Indian Accounting Standards (Ind AS) specified under Section 133 of the Act. The respective Management and Board of Directors of the companies included in the Group and of its associate are responsible for maintenance of adequate accounting records in accordance with the provisions of the Act for safeguarding the assets of each company and for preventing and detecting frauds and other irregularities; the selection and application of appropriate accounting policies; making judgments and estimates that are reasonable and prudent; and the design, implementation and maintenance of adequate internal financial controls, that were operating effectively for ensuring the accuracy and completeness of the accounting records, relevant to the preparation and presentation of the consolidated financial statements that give a true and fair view and are free from material misstatement, whether due to fraud or error, which have been used for the purpose of preparation of the consolidated financial statements by the Management and Board of Directors of the Holding Company, as aforesaid.

Management's and Board of Directors' Responsibilities for the Consolidated Financial Statements (continued)

In preparing the consolidated financial statements, the respective Management and Board of Directors of the companies included in the Group and of its associate are responsible for assessing the ability of each company to continue as a going concern, disclosing, as applicable, matters related to going concern and using the going concern basis of accounting unless the respective Board of Directors either intends to liquidate the Company or to cease operations, or has no realistic alternative but to do so.

The respective Board of Directors of the companies included in the Group and the Board of Directors of its associate are responsible for overseeing the financial reporting process of each company.

Auditor's Responsibilities for the Audit of the Consolidated Financial Statements

Our objectives are to obtain reasonable assurance about whether the consolidated financial statements as a whole are free from material misstatement, whether due to fraud or error, and to issue an auditor's report that includes our opinion. Reasonable assurance is a high level of assurance, but is not a guarantee that an audit conducted in accordance with SAs will always detect a material misstatement when it exists. Misstatements can arise from fraud or error and are considered material if, individually or in the aggregate, they could reasonably be expected to influence the economic decisions of users taken on the basis of these consolidated financial statements.

As part of an audit in accordance with SAs, we exercise professional judgment and maintain professional skepticism throughout the audit. We also:

- Identify and assess the risks of material misstatement of the consolidated financial statements, whether due to fraud or error, design and perform audit procedures responsive to those risks, and obtain audit evidence that is sufficient and appropriate to provide a basis for our opinion. The risk of not detecting a material misstatement resulting from fraud is higher than for one resulting from error, as fraud may involve collusion, forgery, intentional omissions, misrepresentations, or the override of internal control.
- Obtain an understanding of internal control relevant to the audit in order to design audit procedures that are appropriate in the circumstances. Under Section 143(3) (i) of the Act, we are also responsible for expressing our opinion on whether the Company has adequate internal financial controls with reference to financial statements in place and the operating effectiveness of such controls.

- Evaluate the appropriateness of accounting policies used and the reasonableness of accounting estimates and related disclosures made by the Management and Board of Directors.
- Conclude on the appropriateness of the Management and Board of Directors use of the going concern basis of accounting in preparation of consolidated financial statements and, based on the audit evidence obtained, whether a material uncertainty exists related to events or conditions that may cast significant doubt on the appropriateness of this assumption. If we conclude that a material uncertainty exists, we are required to draw attention in our auditor's report to the related disclosures in the consolidated financial statements or, if such disclosures are inadequate, to modify our opinion. Our conclusions are based on the audit evidence obtained up to the date of our auditor's report. However, future events or conditions may cause the Group and its associate to cease to continue as a going concern.
- Evaluate the overall presentation, structure and content of the consolidated financial statements, including the disclosures, and whether the consolidated financial statements represent the underlying transactions and events in a manner that achieves fair presentation.
- Obtain sufficient appropriate audit evidence regarding the financial statements of such entities or business activities within the Group and its associate to express an opinion on the consolidated financial statements. We are responsible for the direction, supervision and performance of the audit of the financial statements of such entities included in the consolidated financial statements of which we are the independent auditors. For the other entity included in the consolidated financial statements, which has been audited by other auditor, such other auditor remain responsible for the direction, supervision and performance of the audit carried out by them. We remain solely responsible for our audit opinion. Our responsibilities in this regard are further described in paragraph (a) of the section titled "Other Matters" in this audit report.

We communicate with those charged with governance of the Holding Company and such other entities included in the consolidated financial statements of which we are the independent auditors regarding, among other matters, the planned scope and timing of the audit and significant audit findings, including any significant deficiencies in internal control that we identify during our audit.

We also provide those charged with governance with a statement that we have complied with relevant ethical requirements regarding independence, and to communicate with them all relationships and other matters that may reasonably be thought to bear on our independence, and where applicable, related safeguards.

INDEPENDENT AUDITOR'S REPORT (*Continued*)

To the Members of Siemens Limited

Auditor's Responsibilities for the Audit of the Consolidated Financial Statements (*continued*)

From the matters communicated with those charged with governance, we determine those matters that were of most significance in the audit of the consolidated financial statements of the current period and are therefore the key audit matters. We describe these matters in our auditor's report unless law or regulation precludes public disclosure about the matter or when, in extremely rare circumstances, we determine that a matter should not be communicated in our report because the adverse consequences of doing so would reasonably be expected to outweigh the public interest benefits of such communication.

Other Matters

- a. We did not audit the financial statements of one subsidiary, whose financial statements reflects total assets (before consolidation adjustments) of ₹ 3,499.02 million as at 30 September 2022, total revenues (before consolidation adjustments) of ₹ 1,604.06 million and net cash flows (before consolidation adjustments) amounting to ₹ 167.67 million for the year ended on that date, as considered in the consolidated financial statements. These financial statements have been audited by other auditor whose report has been furnished to us by the Management and our opinion on the consolidated financial statements, in so far as it relates to the amounts and disclosures included in respect of this subsidiary, and our report in terms of sub-section (3) of Section 143 of the Act, in so far as it relates to the aforesaid subsidiary is based solely on the report of the other auditor.

Our opinion on the consolidated financial statements, and our report on Other Legal and Regulatory Requirements below, is not modified in respect of this matter with respect to our reliance on the work done and the report of the other auditor.

- b. The consolidated financial statements include the Group's share of net loss (and other comprehensive loss) of ₹ 0.23 million for the year ended 30 September 2022, as considered in the consolidated financial statements, in respect of one associate, whose financial statements have not been audited by us or by other auditor. These unaudited financial statements have been furnished to us by the Management and our opinion on the consolidated financial statements, in so far as it relates to the amounts and disclosures included in respect of this associate, and our report in terms of sub-section (3) of Section 143 of the Act in so far as it relates to the aforesaid associate, is based solely on such unaudited financial statements. In our opinion and according to the information and explanations given to us by the Management, these financial statements are not material to the Group.

Our opinion on the consolidated financial statements, and our report on Other Legal and Regulatory Requirements below, is not modified in respect of this matter with respect to the financial statements certified by the Management.

Report on Other Legal and Regulatory Requirements

1. As required by the Companies (Auditor's Report) Order, 2020 ("the Order") issued by the Central Government of India in terms of Section 143(11) of the Act, we give in the "Annexure A" a statement on the matters specified in paragraphs 3 and 4 of the Order, to the extent applicable.
- 2 A. As required by Section 143(3) of the Act, based on our audit and on the consideration of report of the other auditor on separate financial statements of such subsidiary was audited by other auditor, as noted in the "Other Matters" paragraph, we report, to the extent applicable, that:
 - a. We have sought and obtained all the information and explanations which to the best of our knowledge and belief were necessary for the purposes of our audit of the aforesaid consolidated financial statements.
 - b. In our opinion, proper books of account as required by law relating to preparation of the aforesaid consolidated financial statements have been kept so far as it appears from our examination of those books and the report of the other auditor.
 - c. The consolidated balance sheet, the consolidated statement of profit and loss (including other comprehensive income), the consolidated statement of changes in equity and the consolidated statement of cash flows dealt with by this Report are in agreement with the relevant books of account maintained for the purpose of preparation of the consolidated financial statements.
 - d. In our opinion, the aforesaid consolidated financial statements comply with the Ind AS specified under Section 133 of the Act.
 - e. On the basis of the written representations received from the directors of the Holding Company as on 30 September 2022 taken on record by the Board of Directors of the Holding Company and the reports of the statutory auditors of its subsidiary companies incorporated in India, none of the directors of the Group companies incorporated in India is disqualified as on 30 September 2022 from being appointed as a director in terms of Section 164(2) of the Act.

- f. With respect to the adequacy of the internal financial controls with reference to financial statements of the Holding Company and its subsidiary companies incorporated in India and the operating effectiveness of such controls, refer to our separate Report in "Annexure B".
- B. With respect to the other matters to be included in the Auditor's Report in accordance with Rule 11 of the Companies (Audit and Auditors) Rules, 2014, in our opinion and to the best of our information and according to the explanations given to us and based on the consideration of the report of the other auditor on separate financial statements of the subsidiary, as noted in the "Other Matters" paragraph:
- a. The consolidated financial statements disclose the impact of pending litigations as at 30 September 2022 on the consolidated financial position of the Group and its associate. Refer Note 42 to the consolidated financial statements.
 - b. Provision has been made in the consolidated financial statements, as required under the applicable law or Ind AS, for material foreseeable losses, on long-term contracts including derivative contracts. Refer Note 44 and 53 to the consolidated financial statements in respect of such items as it relates to the Group and its associate.
 - c. There has been no delay in transferring amounts to the Investor Education and Protection Fund by the Holding Company or its subsidiary companies and associate company incorporated in India during the year ended 30 September 2022.
 - d. (i) The respective management of the Holding Company and its subsidiary companies incorporated in India whose financial statements have been audited under the Act has represented to us and the other auditor of such subsidiary company that, to the best of its knowledge and belief, as disclosed in the Note 65(iv) to the consolidated financial statements, no funds have been advanced or loaned or invested (either from borrowed funds or share premium or any other sources or kind of funds) by the Holding Company or any of such subsidiary companies to or in any other persons or entities, including foreign entities ("Intermediaries"), with the understanding, whether recorded in writing or otherwise, that the Intermediary shall:
 - directly or indirectly lend or invest in other persons or entities identified in any manner whatsoever by or on behalf of the Holding Company or any of such subsidiary companies ("Ultimate Beneficiaries") or
 - provide any guarantee, security or the like on behalf of the Ultimate Beneficiaries.
 - (ii) The respective management of the Holding Company and its subsidiary companies incorporated in India whose financial statements have been audited under the Act has represented to us and the other auditor of such subsidiary company that, to the best of its knowledge and belief, as disclosed in the Note 65(v) to the consolidated financial statements, no funds have been received by the Holding Company or any of such subsidiary companies from any persons or entities, including foreign entities ("Funding Parties"), with the understanding, whether recorded in writing or otherwise, that the Holding Company or any of such subsidiary companies shall:
 - directly or indirectly, lend or invest in other persons or entities identified in any manner whatsoever by or on behalf of the Funding Parties ("Ultimate Beneficiaries") or
 - provide any guarantee, security or the like on behalf of the Ultimate Beneficiaries.
 - (iii) Based on the audit procedures performed that have been considered reasonable and appropriate in the circumstances, nothing has come to our notice that has caused us to believe that the representations under sub-clause (i) and (ii) above contain any material misstatement.

INDEPENDENT AUDITOR'S REPORT (*Continued*)

To the Members of Siemens Limited

Report on Other Legal and Regulatory Requirements (continued)

- e. The interim dividend declared and paid by one subsidiary company incorporated in India during the year and until the date of this audit report is in accordance with Section 123 of the Act. As stated in Note 23 to the consolidated financial statements, the respective Board of Directors of the Holding Company and its subsidiary companies incorporated in India have proposed final dividend for the year, which is subject to approval of the members at the ensuing Annual General Meeting. The dividend declared is in accordance with Section 123 of the Act to the extent it applies to declaration of dividend.
- C. With respect to the matter to be included in the Auditor's Report under Section 197(16) of the Act:
- In our opinion and according to the information and explanations given to us and based on the report of the statutory auditor of such subsidiary company incorporated in India which were not audited by us,

the remuneration paid during the current year by the Holding Company and its subsidiary companies to its directors is in accordance with the provisions of Section 197 of the Act. The remuneration paid to any director by the Holding Company and its subsidiary companies is not in excess of the limit laid down under Section 197 of the Act. The Ministry of Corporate Affairs has not prescribed other details under Section 197(16) of the Act which are required to be commented upon by us.

For B S R & Co. LLP

Chartered Accountants

Firm's Registration No.:101248W/W-100022

Farhad Bamji

Partner

Membership No: 105234

ICAI UDIN:22105234BDTKQN8420

Place: New Delhi

Date: 22 November 2022

Annexure A to the Independent Auditor's Report on the Consolidated Financial Statements of Siemens Limited for the year ended 30 September 2022

(Referred to in paragraph 1 under 'Report on Other Legal and Regulatory Requirements' section of our report of even date)

(xxi) In our opinion and according to the information and explanations given to us, following company incorporated in India and included in the consolidated financial statements, has certain remarks given by its auditor in their report under the Companies (Auditor's Report) Order, 2020 (CARO):

Sr. No.	Name of the entities	CIN	Holding Company/ Subsidiary/ JV/ Associate	Clause number of the CARO report which is unfavourable or qualified or adverse
1	C&S Electric Ltd.	U31909DL1971PLC005672	Subsidiary	Clause ii (b) *

*This clause pertains to reporting on whether the quarterly returns or statements filed with banks or financial institutions, where the sanctioned working capital limit is in excess of five crore rupees, are in agreement with the books of account. The returns / statements where differences were noted have been subsequently rectified.

For B S R & Co. LLP

Chartered Accountants

Firm's Registration No.:101248W/W-100022

Farhad Bamji

Partner

Membership No: 105234

ICAI UDIN:22105234BDTKQN8420

Place: New Delhi

Date: 22 November 2022

Annexure B to the Independent Auditor's Report on the Consolidated Financial Statements of Siemens Limited for the year ended 30 September 2022

Report on the internal financial controls with reference to the aforesaid consolidated financial statements under Clause (i) of Sub-section 3 of Section 143 of the Act

(Referred to in paragraph 2(A)(f) under 'Report on Other Legal and Regulatory Requirements' section of our report of even date)

Opinion

In conjunction with our audit of the consolidated financial statements of Siemens Limited (hereinafter referred to as "the Holding Company") as of and for the year ended 30 September 2022, we have audited the internal financial controls with reference to financial statements of the Holding Company and such companies incorporated in India under the Act which are its subsidiary companies, as of that date.

In our opinion and based on the consideration of report of the other auditor on internal financial controls with reference to financial statements of a subsidiary company, as were audited by the other auditor, the Holding Company and such companies incorporated in India which are its subsidiary companies, have, in all material respects, adequate internal financial controls with reference to financial statements and such internal financial controls were operating effectively as at 30 September 2022, based on the internal financial controls with reference to financial statements criteria established by the Holding Company considering the essential components of such internal controls stated in the Guidance Note on Audit of Internal Financial Controls Over Financial Reporting issued by the Institute of Chartered Accountants of India (the "Guidance Note").

Management's and Board of Directors' Responsibilities for Internal Financial Controls

The respective company's Management and the Board of Directors are responsible for establishing and maintaining internal financial controls based on the internal financial controls with reference to financial statements criteria established by the respective company considering the essential components of internal control stated in the Guidance Note. These responsibilities include the design, implementation and maintenance of adequate internal financial controls that were operating effectively for ensuring the orderly and efficient conduct of its business, including adherence to the respective company's policies, the safeguarding of its assets, the prevention and detection of frauds and errors, the accuracy and completeness of the accounting records, and the timely preparation of reliable financial information, as required under the Act.

Auditor's Responsibility

Our responsibility is to express an opinion on the internal financial controls with reference to financial statements based on our audit. We conducted our audit in accordance with the Guidance Note and the Standards on Auditing, prescribed under Section 143(10) of the Act, to the extent applicable to an audit of internal financial controls with reference to financial statements. Those Standards and the Guidance Note require that we comply with ethical requirements and plan and perform the audit to obtain reasonable assurance about whether adequate internal financial controls with reference to financial statements were established and maintained and if such controls operated effectively in all material respects.

Our audit involves performing procedures to obtain audit evidence about the adequacy of the internal financial controls with reference to financial statements and their operating effectiveness. Our audit of internal financial controls with reference to financial statements included obtaining an understanding of internal financial controls with reference to financial statements, assessing the risk that a material weakness exists, and testing and evaluating the design and operating effectiveness of internal control based on the assessed risk. The procedures selected depend on the auditor's judgement, including the assessment of the risks of material misstatement of the consolidated financial statements, whether due to fraud or error.

We believe that the audit evidence we have obtained and the audit evidence obtained by the other auditor of the relevant subsidiary company in terms of their report referred to in the Other Matters paragraph below, is sufficient and appropriate to provide a basis for our audit opinion on the internal financial controls with reference to financial statements.

Meaning of Internal Financial Controls with Reference to Financial Statements

A company's internal financial controls with reference to financial statements is a process designed to provide reasonable assurance regarding the reliability of financial reporting and the preparation of consolidated financial statements for external purposes in accordance with generally accepted accounting principles.

A company's internal financial controls with reference to financial statements include those policies and procedures that (1) pertain to the maintenance of records that, in reasonable detail, accurately and fairly reflect the transactions and dispositions of the assets of the Company; (2) provide reasonable assurance that transactions are recorded as necessary to permit preparation of consolidated financial statements in accordance with generally accepted accounting principles, and that receipts and expenditures of the Company are being made only in accordance with authorisations of management and directors of the Company; and (3) provide reasonable assurance regarding prevention or timely detection of unauthorised acquisition, use, or disposition of the Company's assets that could have a material effect on the consolidated financial statements.

Inherent Limitations of Internal Financial Controls with Reference to Financial Statements

Because of the inherent limitations of internal financial controls with reference to financial statements, including the possibility of collusion or improper management override of controls, material misstatements due to error or fraud may occur and not be detected. Also, projections of any evaluation of the internal financial controls with reference to financial statements to future periods are subject to the risk that the internal financial controls with reference to financial statements may become inadequate because of changes in conditions, or that the degree of compliance with the policies or procedures may deteriorate.

Other Matters

Our aforesaid report under Section 143(3)(i) of the Act on the adequacy and operating effectiveness of the internal financial controls with reference to financial statements insofar as it relates to one subsidiary company, which is a company incorporated in India, is based on the corresponding report of the auditor of such company incorporated in India.

The internal financial controls with reference to financial statements insofar as it relates to one associate company, which is a company incorporated in India and included in these consolidated financial statements, have not been audited either by us or by other auditor. In our opinion and according to the information and explanations given to us by the Management, such unaudited associate company is not material to the Holding Company.

Our opinion is not modified in respect of these matters.

For B S R & Co. LLP

Chartered Accountants

Firm's Registration No: 101248W/W-100022

Farhad Bamji

Partner

Membership No: 105234

ICAI UDIN:22105234BDTKQN8420

Place: New Delhi

Date: 22 November 2022

Consolidated Balance Sheet as at 30 September 2022 (Currency: Indian rupees millions)

	Notes	Sept 2022	Sept 2021
ASSETS			
Non-current assets			
Property, plant and equipment	3	9,846	10,184
Capital work-in-progress	4	510	338
Right-of-Use assets	46	2,473	2,821
Investment property	5	754	972
Goodwill	58(a)	12,354	12,354
Other intangible assets	6	5,642	6,304
Intangible assets under development	6	7	12
Investment accounted using equity method	7(a)	14	-
Financial assets			
- Trade receivables	8	1,334	887
- Loans	9	3,832	2,125
- Other financial assets	10	666	2,569
Deferred tax assets (net)	11(b)	975	554
Income tax assets (net)	11(a)	6,917	6,604
Other non-current assets	12	2,916	2,977
		<u>48,240</u>	<u>48,701</u>
Current assets			
Inventories	13	21,650	17,867
Financial assets			
- Investments	7(b)	-	34
- Trade receivables	14	37,860	36,827
- Cash and cash equivalents	15	10,006	4,484
- Bank balances other than cash and cash equivalents	16	55,835	47,107
- Loans	17	3,281	6,060
- Other financial assets	18	2,706	2,077
Contract assets	19	17,350	13,323
Other current assets	20	3,970	3,672
		<u>152,658</u>	<u>131,451</u>
Asset classified as held for sale	63	192	-
TOTAL		<u><u>201,090</u></u>	<u><u>180,152</u></u>

	Notes	Sept 2022	Sept 2021
EQUITY AND LIABILITIES			
Equity			
Equity share capital	21	712	712
Other equity	22	<u>115,390</u>	<u>102,763</u>
Equity attributable to Shareholders of the Company		116,102	103,475
Non-controlling interest		<u>76</u>	<u>75</u>
Total Equity		<u>116,178</u>	<u>103,550</u>
Liabilities			
Non-current liabilities			
Financial liabilities			
- Lease Liabilities		1,016	1,551
- Trade payables			
Total outstanding dues of creditors other than micro and small enterprises	24	27	388
- Other financial liabilities	25	739	2,778
Long term provisions	26	3,231	3,412
Other non-current liabilities	27	-	31
		<u>5,013</u>	<u>8,160</u>
Current liabilities			
Financial liabilities			
- Borrowings	28	-	25
- Lease Liabilities		805	627
- Trade payables			
Total outstanding dues of micro and small enterprises	29	2,207	1,761
Total outstanding dues of creditors other than micro and small enterprises	29	38,194	34,954
- Other financial liabilities	30	7,769	4,275
Contract liabilities	31	18,319	14,596
Other current liabilities	32	1,284	1,554
Short term provisions	33	9,899	10,148
Current tax liabilities (Net)	34	1,422	502
		<u>79,899</u>	<u>68,442</u>
TOTAL		<u>201,090</u>	<u>180,152</u>
Significant accounting policies	1 & 2		

The accompanying notes are an integral part of the consolidated financial statements.

As per our report of even date

For B S R & Co. LLP

Chartered Accountants

ICAI Firm Registration Number:- 101248W/W-100022

Farhad Bamji

Partner

Membership No: 105234

New Delhi

Date: 22 November 2022

For and on behalf of the Board of Directors of Siemens Limited

Deepak S.Parekh

Chairman

DIN: 00009078

Mehernosh B. Kapadia

Director and Chairman

of Audit Committee

DIN: 00046612

New Delhi

Date: 22 November 2022

Sunil Mathur

Managing Director

and Chief Executive

Officer

DIN: 02261944

Daniel Spindler

Executive Director and

Chief Financial Officer

DIN: 08533833

Ketan Thaker

Company Secretary

ACS No:16250

Consolidated Statement of Profit and Loss for the year ended 30 September 2022 (Currency: Indian rupees millions)

	Notes	Sept 2022	Sept 2021
Income			
Revenue from operations	35	161,378	131,985
Other income	36	3,078	2,264
Total income		<u>164,456</u>	<u>134,249</u>
Expenses			
Cost of materials consumed		36,707	28,890
Purchases of stock-in-trade		44,490	36,726
Changes in inventories of finished goods, work-in-progress and stock-in-trade		(1,706)	(3,016)
Project bought outs and other direct costs	37	29,772	27,241
Employee benefits expense	38 & 62	18,057	16,392
Finance costs	39	363	243
Depreciation and amortisation expense	3, 4, 5, 46 & 62	3,171	2,974
Other expenses	40 & 62	16,485	10,872
Total expenses		<u>147,339</u>	<u>120,322</u>
Profit before share of profit / (loss) of associate		<u>17,117</u>	<u>13,927</u>
Share of loss of associate [refer note 7(a)]		*	-
Profit before tax from continuing operations		<u>17,117</u>	<u>13,927</u>
Tax expense			
Current tax	11(b)	(4,884)	(3,816)
Deferred tax credit / (expense)	11(b)	386	187
Total tax expense		<u>(4,498)</u>	<u>(3,629)</u>
Profit after tax from continuing operations		<u>12,619</u>	<u>10,298</u>
Discontinued operations			
Profit before tax from discontinued operations	59	141	623
Gain from sale of discontinued operations		3,559	487
Tax credit / (expense) on discontinued operations		(889)	(520)
Profit after tax from discontinued operations		<u>2,811</u>	<u>590</u>
Profit for the year		<u>15,430</u>	<u>10,888</u>

* denotes figures less than a million

	Notes	Sept 2022	Sept 2021
Other comprehensive income			
Items that will not be reclassified to profit or loss			
Re-measurement gains / (losses) on defined benefit plans		(52)	367
Income tax effect		13	(92)
Items that will be reclassified to profit or loss			
Fair value changes on derivative designated as cash flow hedge reserve, net		109	(5)
Income tax effect		(28)	1
Total other comprehensive income for the year, net of tax		<u>42</u>	<u>271</u>
Total comprehensive income for the year (Comprising profit and other comprehensive income for the year)		<u>15,472</u>	<u>11,159</u>
Profit for the period attributable to:			
- Owners of the Company		15,429	10,887
- Non controlling interest		1	1
Other comprehensive income attributable to:			
- Owners of the Company		42	271
- Non controlling interest		*	*
Total comprehensive income (including other comprehensive income) attributable to:			
- Owners of the Company		15,471	11,158
- Non controlling interest		1	1
Basic and diluted earnings per share (in ₹)			
(Equity shares of face value of ₹ 2 each)			
(i) Earnings per share from continuing operations	50	35.44	28.92
(ii) Earnings per share from discontinued operations	50	7.89	1.65
(iii) Earnings per share from total operations	50	43.33	30.57

* denotes figures less than a million

Significant accounting policies 1 & 2

The accompanying notes are an integral part of the consolidated financial statements.

As per our report of even date

For B S R & Co. LLP

Chartered Accountants

ICAI Firm Registration Number:- 101248W/W-100022

For and on behalf of the Board of Directors of Siemens Limited

Deepak S.Parekh

Chairman
DIN: 00009078

Sunil Mathur

Managing Director
and Chief Executive
Officer
DIN: 02261944

Daniel Spindler

Executive Director and
Chief Financial Officer
DIN: 08533833

Farhad Bamji

Partner
Membership No: 105234

Mehernosh B. Kapadia

Director and Chairman
of Audit Committee
DIN: 00046612

Ketan Thaker

Company Secretary
ACS No:16250

New Delhi

Date: 22 November 2022

New Delhi

Date: 22 November 2022

Consolidated Cash Flow Statement for the year ended 30 September 2022 (Currency: Indian rupees millions)

	Notes	Sept 2022	Sept 2021
<u>Cash flow from operating activities</u>			
Profit before tax from continuing operations		17,117	13,927
Profit before tax from discontinued operations		3,700	1,110
Share of loss on associate		*	-
Adjustments for:			
Finance costs	39	363	243
Bad debts	40	53	76
Provision for doubtful debts / advances, net	40	580	(184)
Depreciation and amortisation expense	3, 4, 5, 46 & 62	3,171	3,007
(Profit) / loss on sale of assets, net	36	(232)	(24)
Profit on sale of Large Drive Applications (LDA) and Mechanical Drive Business (MD) business	59	(3,559)	(487)
Liabilities written back	35	(138)	(154)
Unrealised exchange loss / (gain), net		(12)	144
Interest income	36	(2,424)	(2,063)
Operating profit before working capital changes		18,619	15,595
Working capital adjustments			
(Increase) / decrease in inventories		(4,194)	(4,737)
(Increase) / decrease in trade and other receivables		(8,503)	(1,629)
Increase / (decrease) in trade payables and other liabilities		9,369	7,758
Increase / (decrease) in provisions		(291)	975
Net change in working capital		(3,619)	2,367
Cash generated from operations		15,000	17,962
Direct taxes paid, net		(5,215)	(3,740)
Net cash generated from operating activities		9,785	14,222
<u>Cash flow from investing activities</u>			
Purchase of property, plant and equipment		(1,560)	(1,174)
Proceeds from sale of property, plant and equipments		247	103
Sale of investments		33	51
Proceeds from sale of LDA & MD business		4,400	3,759
Payment made towards acquisition of C&S Electric Ltd. (net of cash acquired on account of acquisition ₹ 2,155)		-	(17,433)
Investment in associate (Sunsole Renewables Pvt. Ltd.)	7(a)	(14)	-
Interest received		2,255	2,095
Inter corporate deposits given		(9,449)	(380)
Refund of inter corporate deposits		10,470	-
Deposits (with original maturity of more than 3 months) with banks matured/ (placed)		(6,735)	(10,911)
Net cash used in investing activities		(353)	(23,890)

* denotes figures less than a million

	Notes	Sept 2022	Sept 2021
<u>Cash flow from financing activities</u>			
Interest paid		(248)	(143)
Payment of principal of lease liabilities		(664)	(568)
Payment of interest of lease liabilities		(136)	(122)
Dividend paid (including tax thereon)		(2,849)	(2,493)
Proceeds/ (repayment) from short-term borrowings		(25)	(1,695)
Net cash used in financing activities		(3,922)	(5,021)
Net increase / (decrease) in cash and cash equivalents			
Cash and cash equivalents at beginning of the year		4,484	19,173
Effect of exchange gain / (loss) on cash and cash equivalents		12	-
Cash and cash equivalents at the end of the year	15	10,006	4,484
Cash and cash equivalents at the end of the year includes:			
Balances with banks		9,960	4,369
Cash on hand		1	1
Cheques / drafts on hand		45	114
		10,006	4,484

Changes in liabilities arising from financing activities:

The changes in liabilities arising from financing activities is on account of cash flow changes only and there are no non-cash changes.

The above Cash flow statement has been prepared under the "Indirect Method" as set out in Ind AS 7 - Statement of Cash Flows.

The figures for year ended 30 September 2021 in the Statement of Profit and Loss have been restated on account of divestment of Large Drives Applications (LDA) business (refer note 59).

Significant accounting policies

1 & 2

The accompanying notes are an integral part of the consolidated financial statements.

As per our report of even date

For B S R & Co. LLP

Chartered Accountants

ICAI Firm Registration Number:- 101248W/W-100022

For and on behalf of the Board of Directors of Siemens Limited

Deepak S.Parekh

Chairman

DIN: 00009078

Sunil Mathur

Managing Director

and Chief Executive

Officer

DIN: 02261944

Daniel Spindler

Executive Director and

Chief Financial Officer

DIN: 08533833

Farhad Bamji

Partner

Membership No: 105234

Mehernosh B. Kapadia

Director and Chairman

of Audit Committee

DIN: 00046612

Ketan Thaker

Company Secretary

ACS No:16250

New Delhi

Date: 22 November 2022

New Delhi

Date: 22 November 2022

Statement of Changes in Equity as at 30 September 2022 (Currency: Indian rupees millions)

A Equity share capital

Particulars	Balance at the beginning of the current reporting period	Changes due to prior period errors	Restated balance at the beginning of the current year	Changes during the current year	Balance at the end of the current reporting period
As at 30 September 2022	712	-	-	-	712
As at 30 September 2021	712	-	-	-	712

B Other equity

Current reporting period

Particulars	Reserves & Surplus						Other comprehensive income	Attributable to Owners of the Company	Attributable to Non Controlling Interest	Total
	Capital reserve	Securities premium	Amalgamation reserve	Capital redemption reserve	General reserve	Retained earnings	Cash flow hedging reserve			
Balance as at 30 September 2021	538	1,567	56	*	31,503	69,090	(4)	102,763	75	102,838 **
Profit for the year	-	-	-	-	-	15,430	4	15,434	1	15,435
Other comprehensive income (net of tax)*	-	-	-	-	-	(39)	81	42	*	42
Total comprehensive income for the year	-	-	-	-	-	15,391	85	15,476	1	15,477
Dividend paid	-	-	-	-	-	(2,849)	-	(2,849)	-	(2,849)
Balance as at 30 September 2022	538	1,567	56	*	31,503	81,632	81	115,390	76	115,466 **

Previous reporting period

Particulars	Reserves & Surplus						Other comprehensive income	Attributable to Owners of the Company	Attributable to Non Controlling Interest	Total
	Capital reserve	Securities premium	Amalgamation reserve	Capital redemption reserve	General reserve	Retained earnings	Cash flow hedging reserve			
Balance as at 30 September 2020	538	1,567	56	*	31,503	60,420	111	94,208	-	94,208 **
Non-controlling interest on acquisition during the period (refer note 57)	-	-	-	-	-	-	-	-	80	80
Profit for the year	-	-	-	-	-	10,888	(111)	10,777	1	10,778
Measurement period adjustments during the period (refer note 57)	-	-	-	-	-	-	-	-	(6)	(6)
Other comprehensive income (net of tax)#	-	-	-	-	-	275	(4)	271	*	271
Total comprehensive income for the year	-	-	-	-	-	11,163	(115)	11,048	(5)	11,043
Dividend paid	-	-	-	-	-	(2,493)	-	(2,493)	-	(2,493)
Balance as at 30 September 2021	538	1,567	56	*	31,503	69,090	(4)	102,763	75	102,838 **

* denotes figures less than a million

** Transferred to exchange loss /(gains) in Statement of Profit and Loss

The amount in Retained earnings includes Re-measurement gains /(losses) on defined benefit plans.

Significant accounting policies

1 & 2

The accompanying notes are an integral part of the consolidated financial statements.

As per our report of even date

For B S R & Co. LLP

Chartered Accountants

ICAI Firm Registration Number:- 101248W/W-100022

For and on behalf of the Board of Directors of Siemens Limited

Deepak S.Parekh

Chairman
DIN: 00009078

Sunil Mathur

Managing Director
and Chief Executive Officer
DIN: 02261944

Daniel Spindler

Executive Director and
Chief Financial Officer
DIN: 08533833

Farhad Bamji

Partner

Membership No: 105234

New Delhi

Date: 22 November 2022

Mehernosh B. Kapadia

Director and Chairman
of Audit Committee
DIN: 00046612

New Delhi

Date: 22 November 2022

Ketan Thaker

Company Secretary
ACS No:16250

Notes to the Consolidated Financial Statements for the year ended 30 September 2022 (Currency: Indian rupees millions)

Corporate information

Siemens Limited ("The Company") is a public company domiciled in India with its registered office at Birla Aurora, Level 21, Plot No. 1080 Dr. Annie Besant Road, Worli Mumbai – 400030. The Company is listed on National Stock Exchange of India Limited (NSE) and BSE Limited (BSE).

The Group offers products, integrated solutions for industrial applications for manufacturing industries, drives for process industries, intelligent infrastructure and buildings, efficient and clean power generation from fossil fuels and oil & gas applications, transmission and distribution of electrical energy for passenger and freight transportation, including rail vehicles, rail automation and rail electrification systems.

1. Significant accounting policies

1.1 Basis of preparation of Consolidated Financial Statements

The Consolidated Financial Statements of the Group for the year ended 30 September 2022 have been prepared in accordance with Indian Accounting Standards (Ind AS) notified pursuant to section 133 of the Companies Act 2013 read with Rule 3 of the Companies (Indian Accounting Standards) Rules, 2015 (as amended from time to time). (Refer note 45) and presentation requirements of Division II of Schedule III to the Companies Act, 2013, (Ind AS compliant Schedule III), as applicable to the financial statements. The Ministry of Corporate Affairs (MCA) through a notification, amended Schedule III to the Companies Act, 2013 which is applicable from 1 April 2022 and accordingly the presentation for line items in balance sheet is based on the amended schedule III and corresponding numbers as at 30 September 2021 have been regrouped/reclassified.

The Consolidated Financial Statements have been prepared and presented under the historical cost convention, except for derivative instruments and certain other financial assets and liabilities which have been measured at fair value (refer accounting policy regarding financial instruments).

The accounting policies adopted in the preparation of Consolidated Financial Statements are consistent for all the periods presented.

The Consolidated Financial Statements are presented in INR, which is the functional currency and all values are rounded to the nearest million (INR 1,000,000), except when otherwise indicated.

The Consolidated Financial Statements were authorised for issue in accordance with a resolution of Board of directors on 22 November 2022.

Principles of consolidation

The Consolidated Financial Statements comprise the financial statements of Siemens Limited ('the Company') or ('the parent company'), its wholly owned subsidiary, Siemens Rail Automation Pvt. Ltd., its subsidiary, C&S Electric Ltd. (together referred as 'the subsidiaries') and its associate, Sunsole Renewables Pvt. Ltd. The Company, subsidiaries and associate constitute the Siemens Group ('the Group').

The list of holdings is set out below:

Entity	Relationship	Country of incorporation	% Holding 2022	% Holding 2021
Siemens Rail Automation Pvt. Ltd.	Subsidiary	India	100%	100%
C&S Electric Ltd.	Subsidiary	India	99.22%	99.22%
Sunsole Renewables Pvt. Ltd.	Associate	India	26%	-

Notes to the Consolidated Financial Statements (*Continued*) for the year ended 30 September 2022 (Currency: Indian rupees millions)

Subsidiary

Control is achieved when the Group is exposed, or has rights, to variable returns from its involvement with the investee and has the ability to affect those returns through its power over the investee. Specifically, the Group controls an investee if and only if the Group has:

- Power over the investee (i.e. existing rights that give it the current ability to direct the relevant activities of the investee)
- Exposure, or rights, to variable returns from its involvement with the investee, and
- The ability to use its power over the investee to affect its returns.

Subsidiary is consolidated from the date on which effective control is transferred to the Company and is no longer consolidated from the date of disposal.

Minority interest's share of net profit is adjusted against the income to arrive at the net income attributable to owners of the parent. Minority interest's share of net assets is presented separately in the balance sheet.

Consolidated Financial Statements are prepared using uniform accounting policies for transactions and other events in similar circumstance.

The Consolidated Financial Statements have been prepared on the following basis:

Consolidation procedure:

- (a) Items of assets, liabilities, equity, income, expenses and cash flows of the parent are combined with those of its subsidiaries on a line by line basis. For this purpose, income and expenses of the subsidiary are based on the amounts of the assets and liabilities recognised in the financial statements at the acquisition date.
- (b) The carrying amount of the parent's investment in each subsidiary and the parent's portion of equity of each subsidiary are eliminated.
- (c) Intra-group assets and liabilities, equity, income, expenses and cash flows relating to transactions between entities of the Group are eliminated in full (profits or losses resulting from intra Group transactions that are recognised in assets, such as inventory and fixed assets, are eliminated in full). Intra Group losses may indicate an impairment that requires recognition in the Consolidated Financial Statements. Ind AS12 Income Taxes applies to temporary differences that arise from the elimination of profits and losses resulting from intracompany transactions.

A change in the ownership interest of a subsidiary, without a loss of control, is accounted for as an equity transaction. If the Group loses control over a subsidiary, it:

- Derecognises the assets (including goodwill) and liabilities of the subsidiary
- Recognises the fair value of the consideration received
- Recognises the fair value of any investment retained
- Recognises any surplus or deficit in profit or loss
- Reclassifies the parent's share of components previously recognised in other comprehensive income (OCI) to profit or loss or retained earnings, as appropriate, as would be required if the Group had directly disposed of the related assets or liabilities.

Associate

An associate is an entity over which the Group has significant influence. Significant influence is the power to participate in the financial and operating policy decisions of the investee but is not control or joint control over those policies, generally accompanying a shareholding between 20% to 50% of the voting rights.

The Group's interest in its associate are accounted using the equity method from the date on which the investee becomes an associate or a joint venture. Under equity method, the investment in an associate is initially recognized at cost and adjusted thereafter to recognize the changes in the Group's share of net assets of the associate since the acquisition.

On acquisition of the investment in an associate, any excess of the cost of the investment over the Group's share of the net fair value of the identifiable assets and liabilities of the investee is recognized as Goodwill, which is included within the carrying amount of the investment.

The consolidated statement of profit and loss reflects the Group's share of the results of operations of the associate. Any change in other comprehensive income (OCI) is presented as part of the Group's OCI.

Associate (Continued)

In addition, when there has been a change recognized directly in the equity of the associate, the Group recognizes its share of that changes, when applicable, in the consolidated statement of changes in equity.

Unrealized gains or losses resulting from transactions between the Group and the associate are eliminated to the extent of the interest in the associate. When the Group's share of losses of an associate equal or exceeds its interest in that associate (which includes any long-term interests that, in substance, form part of the Group's net investment in the associate), the Group discontinues recognizing its share of further losses. If the associate subsequently reports profits, the group resumes recognizing its share of those profits only after its share of the profit equals the share of losses not recognized.

At each reporting date, the Group determines whether there is objective evidence that the investment in the associate is impaired. If there is such evidence, the Group calculates the amount of impairment as the difference between the recoverable amount of the associate and its carrying value, and then recognizes the impairment loss in the consolidated Statement of Profit and Loss. Any reversal of that impairment loss is recognized to the extent that the recoverable amount of the investment subsequently increases. Goodwill relating to associate is included in the carrying amount of the investment and is not separately tested for impairment.

1.2 Current versus non-current classification

All assets and liabilities have been classified as current or non-current as per the Group's operating cycle. Based on the nature of business and the time between acquisition of assets for processing and their realisation in cash and cash equivalents, the Group has ascertained its operating cycle as 12 months for the purpose of current or non-current classification of assets and liabilities.

Deferred tax assets and liabilities are classified as non-current assets and liabilities.

1.3 Property, plant and equipment

Property, plant and equipment are stated at cost of acquisition less accumulated depreciation and impairment losses, if any. The cost includes taxes, duties, freight and other incidental expenses related to the acquisition and installation of the respective assets. Subsequent expenditure related to an item of property, plant and equipment is added to its book value only if it increases the future economic benefits from the existing assets beyond its previously assessed standard of performance.

Depreciation on property, plant and equipment is provided on a straight-line basis over the useful lives of assets estimated by the management, taking into account the nature of the asset on technical evaluation of the useful life, which may not necessarily be in alignment with the indicative useful lives prescribed by Schedule II to the Companies Act, 2013. The following useful lives are considered:

Assets	Estimated useful lives
Buildings	
- Factory buildings	30-60 years
- Other buildings	30-60 years
- Roads	10 years
- Leasehold improvements	Over the lease period
Plant and equipment	3 – 20 years
Furniture and fixtures	5-10 years
Office equipments	
- Computers	3 years
-Hardware, mainframes and servers	5 years
- Other office equipment	3 - 5 years
Vehicles	4 -10 years

If significant parts of property, plant and equipment have different useful lives, then they are accounted as separate items (major components) of property, plant and equipment.

Notes to the Consolidated Financial Statements (*Continued*) for the year ended 30 September 2022 (Currency: Indian rupees millions)

1.3 *Property, plant and equipment (Continued)*

Items of property, plant and equipment that have been retired from active use and are held for disposal are stated at the lower of their carrying value and estimated net realizable value and are disclosed separately in the Consolidated Financial Statements. Any gain or loss on disposal of an item of property, plant and equipment is recognised in Statement of Profit and loss.

Capital work-in-progress includes the cost of property, plant and equipment that are not ready for intended use at the balance sheet date.

Advances paid towards the acquisition of property, plant and equipment outstanding at each balance sheet date is classified as capital advances under "Other Non-Current Assets".

1.4 *Intangible assets*

Intangible assets are stated at cost of acquisition less accumulated amortisation and impairment losses, if any. These intangible assets are amortised on straight-line basis based on the following useful lives, which in management's estimate represents the period during which economic benefits will be derived from their use:

Assets	Estimated useful lives
Software	3 - 5 years
Technical know-how	5 - 10 years
Customer Relationships	7 to 12 years
Trademark	10 years
Customer contracts	7-19 months

Intangible assets acquired in a business combination

Identified intangible assets acquired in a business combination and recognised separately from goodwill are initially recognised at their fair values at the acquisition date.

Subsequent to initial recognition, intangible assets acquired in a business combination are reported at cost less accumulated amortisation and accumulated impairment losses, on the same basis as intangible assets acquired separately.

Intangible assets under development

Expenditure on intangible assets eligible for capitalisation are carried as Intangible assets under development where such assets are not yet ready for their intended use.

1.5 *Investment property*

Investments in land or buildings (including property under construction) which are held to earn rentals and/or for capital appreciation are classified as investment property. Investment properties are initially measured at cost, including transaction costs. Subsequent to initial recognition, investment properties are stated at cost, net of accumulated depreciation and accumulated impairment losses, if any.

The cost comprises purchase price and borrowing costs, if capitalisation criteria are met and directly attributable cost of bringing the investment property to its working condition for the intended use.

Depreciation on investment property is provided on a straight-line basis over the useful lives of assets estimated by the management. Such classes of investment properties and their estimated useful lives are as under:

Assets	Estimated useful lives
Factory Buildings	30 years

Investment properties are derecognised either when they have been disposed of or when they are permanently withdrawn from use and no future economic benefit is expected from their disposal. On disposal of an investment property, the difference between its carrying amount and net disposal proceeds is recognised in the Statement of Profit and Loss.

1.6 Revenue recognition

Revenue is recognised when control of the goods or services are transferred to the customer at an amount that reflects the consideration to which the Group expects to be entitled in exchange for those goods or services. Revenue is stated exclusive of goods and services tax and net of trade and quantity discount.

Revenue from sale of products is recognised on transfer of control of the products to the customers, which is usually on dispatch of goods.

When the outcome of a construction contract can be estimated reliably, revenue from construction contracts are recognised under the percentage-of-completion method, based on the percentage of costs incurred to date compared to the total estimated contract costs. An expected loss on the construction contract is recognised as an expense immediately. Contract revenue earned in excess of billing has been reflected as "Contract assets" and billing in excess of contract revenue has been reflected under "Contract liabilities" in the balance sheet.

Revenue from services represents service income other than from services which are incidental to sale of products and projects. Revenue from services is recognised as per the terms of the contract with the customer using the proportionate completion method. Revenue from services rendered over a period of time, such as annual maintenance contracts, are recognised on straight line basis over the period of the performance obligation.

Commission income is recognised as and when the terms of the contract are fulfilled along with the proof of shipment is received from the supplier.

Export incentives receivable are accrued for, when the right to receive the credit is established and there is no significant uncertainty regarding the realisability of the incentives.

Rental income arising from operating leases is accounted on a straight-line basis over the lease terms and is included in revenue in the Statement of Profit and Loss due to its operating nature.

1.7 Inventories

Inventories comprise all costs of purchase, conversion and other costs incurred in bringing the inventories to their present location and condition.

Raw materials, work-in-progress, finished goods and traded goods are carried at the lower of cost and net realisable value. Cost is determined on the basis of the weighted average method.

The net realisable value of work-in-progress is determined with reference to the estimated selling price less estimated cost of completion and estimated costs necessary to make the sale of related finished goods. Raw materials held for the production of finished goods are not written down below cost except in case where material prices have declined and it is estimated that the cost of the finished product will exceed its net realisable value.

1.8 Ind AS 116 - Leases

The Group has adopted Ind AS 116 Leases effective 1 October 2019, using the modified retrospective method.

The Group's lease asset classes primarily consist of leases for Land and Buildings, vehicles and technical equipment's. The Group assesses whether a contract is (or contains) a lease, at inception of a contract. A contract is (or contains), a lease if the contract conveys the right to control the use of an identified asset for a period of time in exchange for consideration. To assess whether a contract conveys the right to control the use of an identified asset, the Group assesses whether:

- (i) the contract involves the use of an identified asset.
- (ii) the Group has substantially all the economic benefits from use of the asset through the period of the lease and
- (iii) the Group has the right to direct the use of the asset.

Where the Group is the lessee:

At the date of commencement of the lease, the Group recognises a Right-of-Use asset ("ROU") and a corresponding Lease Liability for all lease arrangements in which it is a lessee, except for leases with a term of twelve months or less (short-term leases) and leases of low value assets. For these short-term and leases of low value assets, the Group recognises the lease payments as an operating expense on a straight line basis over the term of the lease.

Notes to the Consolidated Financial Statements (*Continued*) for the year ended 30 September 2022 (Currency: Indian rupees millions)

1.8 *Ind AS 116 - Leases (Continued)*

The ROU assets are initially recognised at cost, which comprises the initial amount of the lease liability adjusted for any lease payments made at or prior to the commencement date of the lease plus any initial direct costs less any lease incentives. They are subsequently measured at cost less Accumulated depreciation and impairment losses, if any. ROU assets are depreciated from the commencement date on a straight-line basis over the shorter of the lease term and useful life of the underlying asset.

The Lease liability is initially measured at the present value of the future lease payments. The lease payments are discounted using the interest rate implicit in the lease or, if not readily determinable, using the incremental borrowing rates. The lease liability is subsequently remeasured by increasing the carrying amount to reflect interest on the lease liability, reducing the carrying amount to reflect the lease payments made.

A lease liability is remeasured upon the occurrence of certain events such as a change in the lease term or a change in an index or rate used to determine lease payments. The remeasurement normally also adjusts the leased assets.

Lease liability and ROU asset have been separately presented in the Balance Sheet and Lease payments have been classified as financing cash flows.

Where the Group is the lessor

Assets subject to operating leases are included in property, plant and equipment and investment property. Lease income is recognised in the Statement of Profit and Loss on a straight-line basis over the lease term. Costs, including depreciation are recognised as an expense in the Statement of Profit and Loss. Initial direct costs such as legal costs, brokerage costs, etc. are recognised immediately in the Statement of Profit and Loss.

1.9 *Employee benefits*

(a) Short-term employee benefits

All employee benefits payable wholly within twelve months of rendering the service are classified as short-term employee benefits. Benefits such as salaries, wages and short-term compensated absences, etc. and the expected cost of ex-gratia are recognised in the period in which the employee renders the related service.

(b) Post-employment and other long-term benefits

(i) **Defined Contribution Plans:** The Group's approved superannuation scheme and employee state insurance scheme are defined contribution plans. The Group's contribution payable under the schemes is recognised as expense in the Statement of Profit and Loss during the period in which the employee renders the related service.

(ii) **Defined Benefit Plans and other Long Term Benefits:** The Group's gratuity, pension, medical benefit and retirement gift schemes are defined benefit plans. Leave wages, retention bonus, silver jubilee and star awards are other long term benefits. The present value of the obligation under such defined benefit plans and other long term benefits are determined based on actuarial valuation using the Projected Unit Credit Method, which recognises each period of service as giving rise to additional unit of employee benefit entitlement and measures each unit separately to build up the final obligation. In case of funded plans, the fair value of the plan assets is reduced from the gross obligation under the defined benefit plans to recognize the obligation on a net basis.

Provident fund has been considered as a defined benefit plan since any additional obligations on account of investment risk and interest rate risk are required to be met by the Group.

In case of defined benefit plans, remeasurement comprising of actuarial gains and losses, the return on plan assets (excluding amounts included in net interest on the net defined benefit liability or asset) and any change in the effect of asset ceiling (wherever applicable) is recognised in other comprehensive income (OCI) and is reflected in retained earnings and is not eligible to be reclassified to profit or loss. In case of other long term benefits, all remeasurements including actuarial gain or loss are charged to Statement of Profit and Loss.

1.9 Employee benefits (Continued)

The Group recognises following items in the net defined benefit obligation as an expense in Statement of Profit and Loss:

- Service cost including current service cost, past service cost and gains and losses on curtailments and settlements; and
- Net interest expense or income.

Provision for leave wages, pension, medical benefit, retention bonus, silver jubilee and star awards which is expected to be utilized within the next 12 months is treated as Short-term employee benefits and beyond 12 months as long-term employee benefits. For the purpose of presentation, the allocation between short- and long-term provisions has been made as determined by an actuary.

The contribution to gratuity trust is expected to be made within next 12 months. Accordingly, the provision for gratuity is classified as current.

1.10 Share-based payments

Share-based payments consists of share awards of the holding company to the employees of the group. These awards are predominantly designed as cash-settled transactions. The fair value of the amount payable is remeasured at the end of each reporting period upto the settlement date, with the changes in the fair value recognised as employee benefits expenses with a corresponding increase in liabilities.

1.11 Financial instruments

A financial instrument is any contract that gives rise to a financial asset of one entity and a financial liability or equity instrument of another entity.

Financial assets

Initial recognition and measurement

On initial recognition, financial assets are recognised at fair value. In case of financial assets which are recognised at fair value through profit and loss (FVTPL), its transaction costs are recognised in the Statement of Profit and Loss. In other cases, the transaction costs are attributed to the acquisition value of the financial asset.

Subsequent measurement

For purposes of subsequent measurement, financial assets are classified in the below categories:

- a) Financial assets at amortised cost
- b) Financial assets including derivatives at fair value through profit or loss (FVTPL)
- c) Financial assets at fair value through other comprehensive income (FVTOCI)
- d) Equity instruments

(a) Financial assets at amortised cost

Financial assets are subsequently measured at amortised cost if these financial assets are held within a business where the objective is to hold these assets in order to collect contractual cash flows and the contractual terms of the financial asset give rise on specified dates to cash flows that are solely payments of principal and interest on the principal amount outstanding.

After initial measurement, such financial assets are subsequently measured at amortised cost using the Effective Interest Rate (EIR) method. Amortised cost is calculated by taking into account any discount or premium on acquisition and fees or costs that are an integral part of the EIR.

The EIR amortisation is included in finance income in the Statement of Profit and Loss. The losses arising from impairment are recognised in the Statement of Profit and Loss. This category generally applies to trade and other receivables, loans and other financial assets.

(b) Financial Assets including derivatives at fair value through profit or loss (FVTPL)

Financial assets are measured at fair value through profit and loss unless it is measured at amortised cost or at fair value through other comprehensive income on initial recognition. The transaction costs directly attributable to the acquisition of financial assets at fair value through profit and loss are immediately recognised in the Statement of Profit and Loss.

Notes to the Consolidated Financial Statements (*Continued*) for the year ended 30 September 2022 (Currency: Indian rupees millions)

1.11 Financial instruments (*Continued*)

(c) Financial Assets at fair value through other comprehensive income (FVTOCI)

Derivative instruments included in FVTOCI category are measured initially as well as at each reporting date at fair value. Movement in fair value is recognised in OCI.

(d) Equity instruments

Equity investment in subsidiary is measured at cost

Derecognition

A financial asset is primarily derecognised when:

- (a) the right to receive cash flows from the asset has expired, or
- (b) the Group has transferred its rights to receive cash flows from the asset or has assumed an obligation to pay the received cash flows in full without material delay to a third party under a pass-through arrangement; and a) the Group has transferred substantially all the risks and rewards of the asset, or b) the Group has neither transferred nor retained substantially all the risks and rewards of the asset, but has transferred control of the asset.

On derecognition of a financial asset in its entirety, the differences between the carrying amounts measured at the date of derecognition and the consideration received is recognised in the Statement of Profit and Loss.

Impairment of financial assets

The Group applies the expected credit loss (ECL) model for measurement and recognition of impairment losses on the following financial assets and credit risk exposure:

- (a) Financial assets that are measured at amortised cost e.g. deposits
- (b) Trade receivables, contract assets or any another financial asset that result from transactions that are within the scope of Ind AS 115.

The Group follows the simplified approach for recognition of impairment loss allowance on trade receivables (net of billing in excess) and contract assets.

The application of the simplified approach does not require the Group to track changes in credit risk. Rather, it recognises impairment loss allowance based on lifetime ECLs at each reporting date, right from its initial recognition.

For recognition of impairment loss on other financial assets and risk exposure, the Group determines whether there has been a significant increase in the credit risk since initial recognition. If credit risk has not increased significantly, twelve-month ECL is used to provide for impairment loss. However, if credit risk has increased significantly, lifetime ECL is used. If in a subsequent period, credit quality of the instrument improves such that there is no longer a significant increase in credit risk since initial recognition, then the entity reverts to recognising impairment loss allowance based on twelve-month ECL.

Lifetime ECL are the expected credit losses resulting from all possible default events over the expected life of a financial instrument. The twelve-month ECL is a portion of the lifetime ECL which results from default events that are possible within twelve months after the reporting date.

ECL is the difference between net of all contractual cash flows that are due to the Group in accordance with the contract and all the cash flows that the entity expects to receive (i.e., all cash shortfalls), discounted at the original EIR.

When estimating the cash flows, an entity is required to consider:

- All contractual terms of the financial instrument (including prepayment, extension, call and similar options) over the expected life of the financial instrument. However, in rare cases when the expected life of the financial instrument cannot be estimated reliably, then the entity is required to use the remaining contractual term of the financial instrument.
- Cash flows from the sale of collateral held or other credit enhancements that are integral to the contractual terms.

As a practical expedient, the Group uses a provision matrix to determine impairment loss allowance on trade receivables (net of billing in excess) and Contract assets.

1.11 Financial instruments (Continued)

The Group does not have any purchased or originated credit-impaired financial assets, i.e., financial assets which are credit impaired on purchase/origination.

ECL impairment loss allowance (or reversal) recognised during the period is recognised in the Statement of Profit and Loss. This amount is reflected under the head 'other expenses' in the Statement of Profit and Loss.

Financial liabilities

Initial recognition and measurement

Financial liabilities are classified, at initial recognition, as financial liabilities at fair value through profit or loss (FVTPL), payables, or as derivatives designated as hedging instruments in an effective hedge, as appropriate.

On initial recognition, financial liabilities are recognised at fair value. In case of financial liabilities which are recognised at fair value through profit and loss (FVTPL), its transaction costs are recognised in the Statement of Profit and Loss. In other cases, the transactions costs are attributed to the acquisition or issue of the value of the financial liabilities.

The Group's financial liabilities include trade and other payables and derivative financial instruments.

Subsequent measurement

Financial liabilities, including derivatives and embedded derivatives, which are designated for measurement at FVTPL are subsequently measured at fair value. All other financial liabilities such as deposits are measured at amortised cost using EIR method.

For trade and other payables maturing within one year from the Balance Sheet date, the carrying amounts that approximates the fair value is used, due to the short maturity of these instruments.

Derecognition

A financial liability is derecognised when the obligation under the liability is discharged or cancelled or expired. When an existing financial liability is replaced by another from the same lender on substantially different terms, or the terms of an existing liability are substantially modified, such an exchange or modification is treated as the derecognition of the original liability and the recognition of a new liability. The difference in the respective carrying amounts is recognised in the Statement of Profit and Loss.

Offsetting of financial instruments

Financial assets and financial liabilities are offset and the net amount is reported in the balance sheet if there is a currently enforceable legal right to offset the recognised amounts and there is an intention to settle on a net basis, to realise the assets and settle the liabilities simultaneously.

1.12 Foreign currency transactions

The Group is exposed to currency fluctuations on foreign currency transactions. Transactions denominated in foreign currency are recorded at the exchange rate prevailing on the date of transactions.

Exchange differences arising on foreign exchange transactions settled during the year are recognised in the Statement of Profit and Loss of the year.

Translation

Monetary assets and liabilities in foreign currency, which are outstanding as at the year-end, are translated at the year-end at the closing exchange rate and the resultant exchange differences are recognised in the Statement of Profit and Loss. Non-monetary items are stated in the balance sheet using the exchange rate at the date of the transaction.

Derivative instruments and hedge accounting

The Group's exposure to foreign currency fluctuations relates to foreign currency assets, liabilities and forecasted cash flows. The Group limits the effects of foreign exchange rate fluctuations by following established risk management policies including the use of derivatives like forward contracts and options. The Group enters into forward exchange contracts and options, where the counterparty is a bank. The hedging strategy is used for mitigating the currency fluctuation risk and the Group does not use the forward exchange and options contracts for trading or speculative purpose.

Notes to the Consolidated Financial Statements (*Continued*) for the year ended 30 September 2022 (Currency: Indian rupees millions)

1.12 Foreign currency transactions (*Continued*)

The forward exchange and options contracts are re-measured at fair value at each reporting date with the resultant gains/ losses thereon being recorded in Statement of Profit and Loss, except that are designated as hedges.

Commodity risk is mitigated by entering into future contracts to hedge against fluctuation in commodity prices.

The Group designates some of the forward contracts in a cash flow hedging relationship by applying the hedge accounting principles.

These forward contracts are stated at fair value at each reporting date. Changes in the fair value of these forward contracts that are designated as hedges for future cash flows are recognised in OCI and reflected in the cash flow hedge reserve net of applicable deferred income taxes. The ineffective portion is recognised immediately in the Statement of Profit and Loss.

Amounts accumulated in cash flow hedge reserve are reclassified to profit and loss in the period during which the forecasted transaction materialises.

Hedge accounting is discontinued when the hedging instrument expires or sold, terminated, or exercised, or no longer qualifies for hedge accounting.

For forecasted transactions, any cumulative gain or loss on the hedging instrument recognised in cash flow hedge reserve is retained there until the forecasted transaction occurs.

If the forecasted transaction is no longer expected to occur, the net cumulative gain or loss recognised in cash flow hedge reserve is immediately transferred to the Statement of Profit and Loss for the period.

1.13 Fair value measurement

Fair value is the price that would be received to sell an asset or paid to transfer a liability in an orderly transaction between market participants at the measurement date.

All assets and liabilities for which fair value is measured or disclosed in the Consolidated Financial Statements are categorised within the fair value hierarchy, described as follows, based on the lowest level input that is significant to the fair value measurement as a whole:

- Level 1 - Quoted (unadjusted) market prices in active markets for identical assets or liabilities.
- Level 2 - Valuation techniques for which the lowest level input that is significant to the fair value measurement is directly or indirectly observable
- Level 3 - Valuation techniques for which the lowest level input that is significant to the fair value measurement is unobservable.

For assets and liabilities that are recognised in the Consolidated Financial Statements on a recurring basis, the Group determines whether transfers have occurred between levels in the hierarchy by re-assessing categorisation (based on the lowest level input that is significant to the fair value measurement as a whole) at the end of each reporting period.

For the purpose of fair value disclosures, the Group has determined classes of assets and liabilities on the basis of the nature, characteristics and risks of the asset or liability and the level of the fair value hierarchy as explained above.

In determining the fair value of its financial instruments, the Group uses a variety of methods and assumptions that are based on market conditions and risks existing at each reporting date. The methods used to determine fair value includes discounted cash flow analysis, available quoted market prices and dealer quotes. All methods of assessing fair value result from general approximation of value and the same may differ from the actual realised value.

1.14 Taxation

Income-tax expense comprises current tax (i.e. amount of tax for the year determined in accordance with the income-tax law) and deferred tax charge or credit (reflecting the tax effect of temporary differences between accounting income and taxable income for the year) computed in accordance with the relevant provisions of the Income Tax Act, 1961. Current tax and deferred tax are recognised in the Statement of Profit and Loss, except when they relate to items that are recognised in OCI or directly in equity, in which case, the current and deferred tax are also recognised in other comprehensive income or directly in equity, respectively.

1.14 Taxation (Continued)

The current tax payable is based on taxable profit for the year. The Group's current tax is calculated using tax rates that have been enacted or substantively enacted, by the end of the reporting period. Advance taxes and provisions for current income taxes are presented in the balance sheet after off-setting advance tax paid and income tax provision arising in the same tax jurisdiction and where the relevant taxpaying units intend to settle the asset and liability on a net basis.

Deferred tax is provided using the balance sheet method on temporary differences between the tax bases of assets and liabilities and their carrying amounts for financial reporting purposes at the reporting date.

The deferred tax charge or credit and the corresponding deferred tax liabilities or assets are recognised using the tax rates that have been enacted or substantively enacted by the balance sheet date. Deferred tax assets are generally recognised for all deductible temporary differences to the extent it is probable that taxable profits will be available against those deductible temporary differences and can be realised. Deferred tax assets are reviewed as at each balance sheet date and written down to the extent it is no longer probable that sufficient taxable profits will be available to allow all or part of the asset to be recovered.

Deferred tax assets and liabilities are offset when they relate to income taxes levied by the same taxation authority and the relevant entity intends to settle its current tax assets and liabilities on a net basis.

Deferred tax relating to items recognised outside profit or loss is recognised outside profit or loss (either in other comprehensive income or in equity). Deferred tax items are recognised in correlation to the underlying transaction either in OCI or directly in equity.

1.15 Earnings per share

Basic earnings per share are computed by dividing the net profit attributable to equity shareholders for the year, by the weighted average number of equity shares outstanding during the year.

For the purpose of calculating diluted earnings per share, the net profit or loss for the year attributable to equity shareholders and the weighted average number of shares outstanding during the year are adjusted for the effects of all dilutive potential equity shares.

1.16 Provisions and contingencies

Provisions are recognised when the Group recognises it has a present obligation (legal or constructive) as a result of past events and it is probable that an outflow of resources embodying economic benefits will be required to settle the obligation and a reliable estimate can be made of the amount of the obligation. If the effect is material, provisions are recognised at present value by discounting the expected future cash flows at a pretax rate that reflects current market assessments of the time value of money. When a contract becomes onerous, the present obligation under the contract is recognised as a provision. These are reviewed at each balance sheet date and adjusted to reflect current best estimates.

Disclosures for contingent liability are made when there is a possible and present obligation that arises from past events which is not recognised since it is not probable that there will be an outflow of resources. When there is a possible and present obligation in respect of which the likelihood of outflow of resources is remote, no disclosure is made.

Loss contingencies arising from claims, litigation, assessment, fines, penalties, etc. are recorded when it is probable that a liability has been incurred and the amount can be reasonably estimated.

Provisions for warranty related cost are recognised when the product is sold or service is provided to the customer. Initial recognition is based on past experience.

Contingent assets are not recognised in the Consolidated Financial Statements.

1.17 Cash and Cash equivalents

Cash and cash equivalents include cash, cheques in hand, cash at bank and deposits with banks having maturity of three months or less. Bank deposits with original maturity of up to three months are classified as 'Cash and cash equivalents' and with original maturity of more than three months are classified as 'Other bank balances'.

Notes to the Consolidated Financial Statements (*Continued*) for the year ended 30 September 2022 (Currency: Indian rupees millions)

1.18 Government grants and subsidies

Grants and subsidies from the government are recognised when there is reasonable assurance that (i) the Group will comply with the conditions attached to them, and (ii) the grant/subsidy will be received.

When the grants or subsidies relates to revenue, they are recognised as income on a systematic basis in the Statement of Profit and Loss over the periods necessary to match them with the related costs for which they are intended to compensate. Where the grants or subsidies relate to an asset, the same are presented in the balance sheet by deducting the grants in arriving at the carrying amount of the asset.

1.19 Non-current assets held for sale and discontinued operations

Non-current assets (including disposal groups) are classified as held for sale if their carrying amount will be recovered principally through a sale transaction rather than through continuing use and a sale is considered highly probable.

Non-current assets classified as held for sale are measured at lower of their carrying amount and fair value less cost to sell.

Property, plant and equipment and intangible assets once classified as held for sale/distribution to owners are not depreciated or amortised.

Non-current assets classified as held for sale and the assets and liabilities of a disposal group classified as held for sale are presented separately from the other assets and liabilities in the Balance Sheet.

A discontinued operation is a component of the entity that has been disposed of or is classified as held for sale and represents a separate major line of business or geographical area of operations and is part of a single co-ordinated plan to dispose of such a line of business or area of operations.

The results of discontinued operations are presented separately in the Statement of Profit and Loss.

1.20 Business Combinations and Goodwill

Business combinations are accounted using acquisition method. The cost of an acquisition is measured at the fair value of the assets transferred, equity instruments issued and liabilities assumed at their acquisition date i.e. the date on which control is acquired. Contingent consideration to be transferred is recognised at fair value and included as part of cost of acquisition. Transaction related costs are expensed in the period in which the costs are incurred.

At the acquisition date, the identifiable assets acquired and liabilities and contingent liabilities assumed in a business combination are measured at their acquisition date fair values. However, certain assets and liabilities i.e. deferred tax assets or liabilities, assets or liabilities related to employee benefit arrangements, liabilities or equity instruments related to share-based payment arrangements, lease liabilities under Ind AS 116 and assets or disposal groups that are classified as held for sale, acquired or assumed in a business combination are measured as per the applicable Ind-AS.

The Group recognises any non-controlling interest at the non-controlling interest's proportionate share of the acquired entity's net identifiable assets.

The excess/deficit of the sum of the consideration transferred to the acquired entity over fair value of the net identifiable assets acquired is recognised as goodwill/capital reserve.

Where it is not possible to complete the determination of fair values by the end of the reporting period in which the combination occurs, a provisional assessment of fair values is made and any adjustments required to those provisional values, and the corresponding adjustments to goodwill, are finalised within 12 months of the acquisition date.

Measurement period adjustments are adjustments that arise from additional information during the 'measurement period' (which cannot exceed one year from the acquisition date) about facts and circumstances that existed at the acquisition date. The subsequent accounting for changes in the fair value of the contingent consideration that do not qualify as the measurement period adjustments depends on how the contingent consideration is classified. Contingent consideration that is classified as equity is not remeasured at subsequent reporting dates and its subsequent settlement is accounted for within equity. Contingent consideration that is classified as an asset or a liability is remeasured at fair value at subsequent reporting dates with the corresponding gain or loss being recognized in profit or loss.

Goodwill is measured at cost, being the excess of the aggregate of the consideration transferred, the amount recognised for non-controlling interests, over the net identifiable assets acquired and liabilities assumed.

After initial recognition, goodwill is tested for impairment annually and measured at cost less any accumulated impairment losses if any.

2. Significant accounting judgments, estimates and assumptions

The preparation of Consolidated Financial Statements in conformity with Ind AS requires management to make estimates and assumptions that affect the reported amounts of revenue, expenses, assets and liabilities. Actual results could differ from those estimates. Any revision to accounting estimates is recognised prospectively.

The key assumptions concerning the future and other key sources of estimating uncertainty at the reporting date, that have a significant risk of causing a material adjustment to the carrying amounts of assets and liabilities within the next financial year, are described below. The Group has based its assumptions and estimates on parameters available when the Consolidated Financial Statements were prepared. Existing circumstances and assumptions about future developments, however, may change due to market changes or circumstances arising that are beyond the control of the Group. Such changes are reflected in the assumptions when they occur.

2.1 Project revenue and costs

The percentage-of-completion (POC) method places considerable importance on accurate estimates to the extent of progress towards completion and may involve estimates on the scope of deliveries and services required for fulfilling the contractually defined obligations. These significant estimates include total contract costs, total contract revenues, contract risks, including technical, political and regulatory risks, and other judgments. The Group re-assesses these estimates on periodic basis and makes appropriate revisions accordingly.

2.2 Taxes

Significant management judgment is required to determine the amount of deferred tax assets that can be recognised, based upon the likely timing and the level of future taxable profits together with future tax planning strategies.

2.3 Property, plant and equipment and intangible assets

The charge in respect of periodic depreciation is derived after determining an estimate of an asset's expected useful life and the expected residual value at the end of its life. The useful lives and residual values of the Group's assets are determined by management at the time the asset is acquired and reviewed periodically, including at each financial year end. The lives are based on historical experience with similar assets as well as anticipation of future events, which may impact their life, such as changes in technology.

2.4 Leases

The Group use estimates and judgements in identification of leases, identification of non-lease component of lease, lease term assessment considering termination and renewal option and the discounting rate used.

The Group evaluates if an arrangement qualifies to be a lease as per the requirements of Ind AS 116. Identification of a lease requires significant judgement. The Group uses significant judgement in assessing the lease term (including anticipated renewals) and the applicable discount rate. The Company determines the lease term as the non-cancellable period of a lease, together with both periods covered by an option to extend the lease if the Group is reasonably certain to exercise that option; and periods covered by an option to terminate the lease if the Group is reasonably certain not to exercise that option. In assessing whether the Group is reasonably certain to exercise an option to extend a lease, or not to exercise an option to terminate a lease, it considers all relevant facts and circumstances that create an economic incentive for the Group to exercise the option to extend the lease, or not to exercise the option to terminate the lease. The Group revises the lease term if there is a change in the non-cancellable period of a lease. The discount rate is generally based on the incremental borrowing rate specific to the lease being evaluated or for a portfolio of leases with similar characteristics

2.5 Impairment of non-financial assets

The Group assesses at each balance sheet date whether there is any indication that an asset or a group of assets (cash generating unit) may be impaired. If any such indication exists, the Group estimates the recoverable amount of the asset or cash generating unit.

The recoverable amount is the greater of the asset's net selling price and value in use. In assessing value in use, the estimated future cash flows are discounted to the present value using a pre-tax discount rate that reflects current market assessments of the time value of money and the risks specific to the asset.

Notes to the Consolidated Financial Statements (*Continued*) for the year ended 30 September 2022 (Currency: Indian rupees millions)

2.5 *Impairment of non-financial assets (Continued)*

In determining net selling price, recent market transactions are taken into account, if available. If no such transactions can be identified, an appropriate valuation model is used. If such recoverable amount of the asset or the recoverable amount of the cash-generating unit to which the asset belongs is less than its carrying amount, the carrying amount is reduced to its recoverable amount. The reduction is treated as an impairment loss and is recognised in the Statement of Profit and Loss. If at the balance sheet date there is an indication that a previously assessed impairment loss no longer exists, the recoverable amount is reassessed and the asset is reflected at the recoverable amount subject to a maximum of depreciable historical cost, had no impairment been recognised.

2.6 *Employee benefits*

The Group's obligation for employee benefits is determined based on actuarial valuations. An actuarial valuation involves making various assumptions that may differ from actual developments in the future. These include the determination of the discount rate, future salary increases and mortality rates. Due to the complexities involved in the valuation and its long-term nature, these liabilities are highly sensitive to changes in these assumptions. All assumptions are reviewed at each reporting date.

Refer note 45 for details of the key assumptions used in determining the accounting of these plans.

The parameter most subject to change is the discount rate. In determining the appropriate discount rate for plans operated in India, the Actuary considers the interest rates of government bonds in currencies consistent with the currencies of the post-employment benefit obligation.

The mortality rate is based on publicly available mortality tables for India. Those mortality tables tend to change only at interval in response to demographic changes. Future salary increases and gratuity increases are based on expected future inflation rates for the respective countries.

2.7 *Impairment of financial assets*

The Group assesses impairment on financial assets based on Expected Credit Loss (ECL) model. The provision matrix is based on its historically observed default rates over the expected life of the financial assets and is adjusted for forward looking estimates. At every reporting date, the historical observed default rates are updated and changes in forward looking estimates are analysed.

2.8 *Provisions*

Significant estimates are involved in the determination of provisions related to liquidated damages, onerous contracts, warranty costs, asset retirement obligations, legal and regulatory proceedings (Legal Proceedings). The Group records a provision for onerous sales contracts when current estimates of total contract costs exceed expected contract revenue. The provision for warranty, liquidated damages, onerous contracts is based on the best estimate required to settle the present obligation at the end of reporting period.

Legal Proceedings often involve complex legal issues and are subject to substantial uncertainties. Accordingly, considerable judgment is part of determining whether it is probable that there is a present obligation as a result of a past event at the end of the reporting period, whether it is probable that such a Legal Proceeding will result in an outflow of resources and whether the amount of the obligation can be reliably estimated. Internal and external counsels are generally part of the determination process.

All the estimates are revised periodically.

2.9 Business Combination

Significant estimates are involved in the determination of fair value of consideration transferred and fair value of assets acquired and liabilities assumed, measured on a provisional basis on account of acquisition of subsidiary (refer note 57).

Standard issued that are not yet effective

Ministry of Corporate Affairs ("MCA") notifies new standard or amendments to the existing standards. On 23 March, 2022, MCA amended the Companies (Indian Accounting Standards) Amendment Rules, 2022, applicable to the Group for the financial year starting 1 October 2022 as below:

(i) Ind AS 103 - Business Combination

The amendments specifies that to qualify for recognition as part of applying the acquisition method, the identifiable assets acquired and liabilities assumed must meet the definitions of assets and liabilities in the Conceptual Framework for Financial Reporting under Ind AS (Conceptual Framework), issued by the ICAI at the acquisition date. These changes do not significantly change the requirements of Ind AS 103. The Group does not expect the amendment to have any significant impact in its financial statements.

(ii) Ind AS 16 - Property, Plant and Equipment (PPE)

The amendments clarifies that excess of net sale proceeds of items produced over the cost of testing while preparing the asset for its intended use (if any), shall not be recognised in the profit or loss but deducted from the directly attributable cost considered as part of cost of an item PPE. The Group does not expect the amendment to have any significant impact in its financial statements.

(iii) Ind AS 37 - Provisions, Contingent Liabilities and Contingent Assets

The amendments specify that the 'cost of fulfilling' a contract comprises the 'costs that relate directly to the contract'. Costs that relate directly to a contract can either be incremental costs of fulfilling that contract (examples would be direct labour, materials) or an allocation of other costs that relate directly to fulfilling contracts (an example would be the allocation of the depreciation charge for an item of property, plant and equipment used in fulfilling the contract). The amendment is essentially a clarification and the Group does not expect the amendment to have any significant impact in its financial statements.

(iv) Ind AS 109 - Financial Instruments

The amendment clarifies which fees an entity includes when it applies the '10 percent' test of Ind AS 109 in assessing whether to derecognise a financial liability or to consider as modification of existing financial liability. The Group does not expect the amendment to have any significant impact in its financial statements.

Notes to the Consolidated Financial Statements (Continued)

as at 30 September 2022

(Currency: Indian rupees millions)

3 Property, plant and equipment

	Freehold Land	Buildings (Refer note i & ii)	Plant and equipment (Refer note ii)	Furniture and fixtures (Refer note ii)	Office equipments (Refer note ii)	Vehicles	Total
Gross carrying value							
At 1 October 2020	473	5,319	11,237	316	1,208	2	18,555
Additions due to acquisition of C&S Electric Ltd. (refer note 57)	-	658	1,052	4	27	29	1,770
Additions	-	267	1,151	35	91	-	1,544
Deductions / adjustments	-	(64)	(274)	(33)	(2)	(27)	(400)
Transferred to Investment property	(101)	(1,013)	-	-	-	-	(1,114)
At 30 September 2021	372	5,167	13,166	322	1,324	4	20,355
Accumulated depreciation / impairment							
At 1 October 2020	-	1,122	6,705	258	685	1	8,771
Charge for the year	-	299	1,275	38	169	1	1,782
Charge for the period - discontinued operations (refer note 59)	-	-	29	*	*	*	29
Deductions / adjustments	-	(61)	(196)	(32)	*	(1)	(290)
Transferred to Investment property	-	(121)	-	-	-	-	(121)
At 30 September 2021	-	1,239	7,813	264	854	1	10,171
Net block							
At 30 September 2021	372	3,928	5,353	58	470	3	10,184

* denotes figures less than a million

	Freehold Land	Buildings (Refer note i & ii)	Plant and equipment (Refer note ii)	Furniture and fixtures (Refer note ii)	Office equipments (Refer note ii)	Vehicles	Total
Gross carrying value							
At 1 October 2021	372	5,167	13,166	322	1,324	4	20,355
Additions	-	35	1,341	14	111	-	1,501
Deductions / adjustments	-	(50)	(325)	(34)	(63)	(3)	(475)
Transferred to investment property	-	-	-	-	-	-	-
Transferred due to sale of LDA business (refer note 59)	-	-	(165)	(1)	(2)	-	(168)
At 30 September 2022	372	5,152	14,017	301	1,370	1	21,213
Accumulated depreciation / impairment							
At 1 October 2021	-	1,239	7,813	264	854	1	10,171
Charge for the year	-	322	1,272	31	162	1	1,788
Deductions / adjustments	-	(44)	(314)	(33)	(68)	(2)	(461)
Charge for the period - discontinued operations (refer note 59)	-	-	21	-	-	-	21
Transferred due to sale of LDA business (refer note 59)	-	-	(150)	(1)	(1)	-	(152)
At 30 September 2022	-	1,517	8,642	261	947	-	11,367
Net block							
At 30 September 2022	372	3,635	5,375	40	423	1	9,846

Notes:

i) Buildings includes gross block of ₹ 7 million (2021: ₹ 10 million) representing 10 shares of ₹ 50 each and 10 shares of ₹ 100 each (2021: 10 shares of ₹ 50 each and 10 shares of ₹ 100 each) in various co-operative housing societies respectively.

ii) Assets include assets given on operating lease

Particulars	Buildings	Plant and equipments	Furniture and fixtures	Office equipments
Gross carrying value as at 30 September 2021	95	48	14	7
Written Down Value as at 30 September 2021	46	20	*	5
Depreciation charge for the year	6	4	*	3
Gross carrying value as at 30 September 2022	227	208	1	60
Written Down Value as at 30 September 2022	143	114	*	10
Depreciation charge for the year	17	21	*	8

* denotes figures less than a million

Notes to the Consolidated Financial Statements (Continued)

as at 30 September 2022

(Currency: Indian rupees millions)

4 Capital work-in-progress

Capital work in progress (CWIP) Ageing Schedule:

Particulars	Amount in CWIP for a period of				Total
	Less than 1 year	1-2 years	2-3 years	More than 3 years	
At 30 September 2022					
Projects in progress	478	23	9	-	510
Projects temporarily suspended	-	-	-	-	-
Total	478	23	9	-	510
At 30 September 2021					
Projects in progress	286	13	-	39	338
Projects temporarily suspended	-	-	-	-	-
Total	286	13	-	39	338

Details of projects which are overdue or has exceeded its cost compared to its original plan:

Particulars	To be completed in				Total
	Less than 1 year	1-2 years	2-3 years	More than 3 years	
At 30 September 2022	-	-	-	-	-
Total	-	-	-	-	-
At 30 September 2021					
765 KV Testing Trafco	133	-	-	-	133
Sanjeevan Project	13	-	-	-	13
Total	146	-	-	-	146

5 Investment Property

	Land and Buildings	Total
Gross carrying value		
At 1 October 2020	2	2
Additions	-	-
Deductions / adjustments	-	-
Transferred from Property, plant and equipment	1,114	1,114
At 30 September 2021	1,116	1,116
Accumulated depreciation		
At 1 October 2020	1	1
Charge for the year	22	22
Deductions / adjustments	-	-
Transferred from Property, plant and equipment	121	121
At 30 September 2021	144	144
Net block		
At 30 September 2021	972	972

5 Investment Property (Continued)

	Land and Buildings	Total
Gross carrying value		
At 1 October 2021	1,116	1,116
Additions	-	-
Deductions / adjustments	(10)	(10)
Transferred to assets held for sale	(266)	(266)
At 30 September 2022	840	840
Accumulated depreciation		
At 1 October 2021	144	144
Charge for the year	24	24
Deductions / adjustments	(7)	(7)
Transferred to assets held for sale	(75)	(75)
At 30 September 2022	86	86
Net block		
At 30 September 2022	754	754

Notes:

i) Information regarding income and expenditure on investment properties

	Sept 2022	Sept 2021
Rental income derived from investment properties	31	22
Direct operating expenses (including repairs and maintenance) generating rental income	(20)	(10)
Profit/(Loss) arising from investment properties before depreciation and indirect expenses	11	12
Less: Depreciation	(14)	(9)
Profit/(Loss) arising from investment properties before indirect expenses	(3)	3
Operating expenses (including depreciation) arising from Investment properties not generating rental income	(51)	(44)

ii) Fair value disclosure

Description of valuation techniques used and key inputs to valuation on investment properties:

Particulars	Valuation technique	Fair Value	
		Sept 2022	Sept 2021
Land and building	Stamp duty reckoner rate/ Valuation Report	2,818	3,937

The valuation of investment properties is in accordance with the Ready Reckoner rates prescribed for the purpose of levying stamp duty. The Group has referred to the publications and government website for Ready Reckoner rates. Further, the fair value of certain investment property has been determined with the help of Independent valuer as defined under rule 2 of Companies (Registered Valuers and Valuation) Rules, 2017.

Notes to the Consolidated Financial Statements (Continued) as at 30 September 2022 (Currency: Indian rupees millions)

6 Other Intangible assets and Intangible assets under development

Particulars	Other Intangible Assets and Intangible assets under development						
	Technical know-how	Software	Customer Relationship	Trade mark	Customer contracts	Intangible assets under development (refer note below)	Total
Gross carrying value							
At 1 October 2020	43	32	-	-	-	-	75
Additions	-	2	-	-	-	-	2
Additions due to acquisition of C&S Electric Ltd. (refer note 57)	1,360	15	4,804	356	297	12	6,844
Deductions / adjustments	-	*	-	-	-	-	*
At 30 September 2021	1,403	49	4,804	356	297	12	6,921
Accumulated depreciation / impairment							
At 1 October 2020	43	25	-	-	-	-	68
Charge for the year	80	7	252	21	177	-	537
Deductions / adjustments	-	*	-	-	-	-	-
At 30 September 2021	123	32	252	21	177	-	605
Net block							
At 30 September 2021	1,280	17	4,552	335	120	12	6,316

Particulars	Other Intangible Assets and Intangible assets under development						
	Technical know-how	Software	Customer Relationship	Trade mark	Customer contracts	Intangible assets under development (refer note below)	Total
Gross carrying value							
At 1 October 2021	1,403	49	4,804	356	297	12	6,921
Additions	17	63	-	-	-	7	87
Deductions / adjustments	-	(34)	-	-	-	(12)	(46)
At 30 September 2022	1,420	78	4,804	356	297	7	6,962
Accumulated depreciation / impairment							
At 1 October 2021	123	32	252	21	177	-	605
Charge for the year	137	11	434	36	120	-	738
Deductions / adjustments	-	(30)	-	-	-	-	(30)
At 30 September 2022	260	13	686	57	297	-	1,313
Net block							
At 30 September 2022	1,160	65	4,118	299	-	7	5,649

* denotes figures less than a million

Note:**Intangible assets under development ageing as on 30 September 2022:**

Particulars	Amount in Intangible assets under development				Total
	Less than 1 years	1-2 years	2-3 years	More than 3 years	
(i) Project in progress	7	-	-	-	7
(ii) Project temporarily suspended	-	-	-	-	-
	<u>7</u>	<u>-</u>	<u>-</u>	<u>-</u>	<u>7</u>

Intangible assets under development ageing as on 30 September 2021:

Particulars	Amount in Intangible assets under development				Total
	Less than 1 years	1-2 years	2-3 years	More than 3 years	
(i) Project in progress	12	-	-	-	12
(ii) Project temporarily suspended	-	-	-	-	-
	<u>12</u>	<u>-</u>	<u>-</u>	<u>-</u>	<u>12</u>

The Company does not have any Intangible assets under development which is overdue or has exceeded its cost compared to its original plan.

	Sept 2022	Sept 2021
7 Investments		
7(a) Investments in associate - Non-current		
Carrying amount of investment in associate	14	-
176,300 (2021: Nil) Equity Shares of ₹ 10 each fully paid up in Sunsole Renewables Pvt. Ltd. (refer note 60)	*	-
Share of loss for the year	<u>14</u>	<u>-</u>
% of ownership	26%	-
7(b) Investment in units of Bonds at amortised cost - Current (Unquoted)		
39,855 units of Piramal Capital And Housing Finance Ltd. of face value of ₹ 850.24 each	-	34
	<u>-</u>	<u>34</u>
8 Trade receivables - Non - current (unsecured)		
Long-term trade receivables		
- considered good	1,334	887
- considered doubtful	<u>8</u>	<u>6</u>
	1,342	893
Impairment Allowance	<u>(8)</u>	<u>(6)</u>
	<u>1,334</u>	<u>887</u>

* denotes figures less than a million

Notes to the Consolidated Financial Statements (Continued)

as at 30 September 2022

(Currency: Indian rupees millions)

8 Trade receivables - Non - current (unsecured) (Continued)

Trade receivables ageing schedule

As at 30 September 2022

	Outstanding for following periods from due date of payment						Total
	Not due	Less than 6 months	6 months - 1 year	1-2 years	2-3 years	More than 3 years	
Undisputed Trade Receivables (considered good & doubtful)	1,334	-	-	-	-	-	1,334

As at 30 September 2021

	Outstanding for following periods from due date of payment						Total
	Not due	Less than 6 months	6 months - 1 year	1-2 years	2-3 years	More than 3 years	
Undisputed Trade Receivables (considered good & doubtful)	887	-	-	-	-	-	887

9 Loans - Non - current (unsecured, considered good)

	Sept 2022	Sept 2021
Loan to employees	2	5
Loan to related parties (refer note 48 and below)	3,830	2,120
	<u>3,832</u>	<u>2,125</u>

Loans to related parties are given for the purpose of meeting the working capital requirements and for general corporate purposes.

The above loans to related parties are provided to fellow subsidiaries.

10 Other financial assets - Non - current

i) Financial assets at amortised cost

Security deposits	390	510
Bank deposits with maturity of more than 12 months	3	2,000
Others	3	6

ii) Financial assets at fair value through Profit or Loss

Derivative contracts	270	53
	<u>666</u>	<u>2,569</u>

11(a) Income tax assets (net)

Advance payments of income tax [net of provision for tax ₹ 61,609 (2021: ₹ 57,297) including payments made under protest of ₹ 6,564 (2021: ₹ 6,171)]

	6,917	6,604
	<u>6,917</u>	<u>6,604</u>

(b) Income tax disclosure

(a) Income tax expense

Current tax:

Current Income tax charge from continuing operations	4,797	3,783
Current Income tax charge from discontinued operations	847	116
Adjustments in respect of prior years	86	30
Adjustments in respect of prior years - True up	1	3

11(b) Income tax disclosure (Continued)

	Sept 2022	Sept 2021
Deferred tax		
In respect of current year origination and reversal of temporary differences	(408)	(187)
Deferred Income Tax on discontinued operations	(7)	94
Adjustments in respect of prior years - True up	(1)	-
Deferred tax assets not recoverable	71	310
Total tax expense recognised in Statement of Profit and Loss	5,387	4,149
(b) Income Tax on Other Comprehensive Income		
Remeasurements of defined benefit plans	(13)	92
Fair value changes on derivative designated as cash flow hedge reserve	28	(1)
Total tax expense recognised in Other Comprehensive Income	15	91
(c) Reconciliation of tax expense and the accounting profit multiplied by India's domestic tax rate for 30 September 2022 and 30 September 2021		
Profit before tax from continuing operations	17,117	13,927
Profit before tax from discontinued operations	3,700	1,110
Other Comprehensive items	58	362
Total	20,875	15,398
Tax at statutory average income tax rate of 25.17% (2021 : 25.17%) (A)	5,254	3,877
Tax effect of expenses that are not deductible for tax purposes	81	84
Tax charge for prior years	86	33
Tax effect of Capital gain & tax paid at lower rate	(91)	(64)
Tax effect of change in statutory rate	-	-
Deferred tax assets not recoverable	71	310
Total (B)	148	363
At the effective income tax rate of 25.33% (2021: 27.22%) (A+B)	5,402	4,240
Income tax reported in Statement of Profit and Loss from continuing operations	4,498	3,629
Income tax attributable to discontinued operations	889	520
Income tax expense of Other Comprehensive Income	15	91
Total	5,402	4,240

(d) Movement of Deferred tax

	Balance Sheet		Profit and Loss	
	Sept 2022	Sept 2021	Sept 2022	Sept 2021
Deferred tax assets				
Arising on account of temporary differences in :				
Provision for doubtful debts and advances	622	697	(77)	(115)
Provision for loss allowance	356	238	118	(29)
Provisions made disallowed and allowed only on payment basis	616	1,012	(396)	(126)
Provision for inventory allowance	814	693	121	(252)
Other temporary differences	641	243	398	32

Notes to the Consolidated Financial Statements (Continued)

as at 30 September 2022

(Currency: Indian rupees millions)

11(b) Income tax disclosure (Continued)

(d) Movement of deferred tax (continued)

	Balance Sheet		Profit and Loss	
	Sept 2022	Sept 2021	Sept 2022	Sept 2021
Less - Deferred tax liability				
Arising on account of temporary differences in :				
Fair Valuation of net assets on acquisition of C&S Electric Limited	(1,711)	(1,810)	99	163
Accelerated Depreciation for tax purposes	(501)	(582)	82	110
Deferred tax assets (net)	837	492	345	(217)
Deferred tax recognised directly in Retained Earnings	24	24		
Deferred tax recognised directly in Other Comprehensive income	114	38	76	(5)
Total Deferred tax as shown in Balance sheet and Profit and Loss	975	554	421	(222)

(e) Reconciliation of deferred tax assets, net

	Sept 2022	Sept 2021
Opening balance	554	2,524
Tax income/(expense) during the year recognised in profit or loss from continuing operations	386	182
Tax income/(expense) during the year recognised in profit or loss from discontinued operations	(41)	(404)
Tax income/(expense) during the year recognised in Other Comprehensive Income	76	(6)
Tax income/(expense) during the year recognised in Retained Earnings	-	-
Merger and Elimination and PPA	-	(1,743)
Deferred tax assets (net)	975	554

12 Other non-current assets

Capital advances	171	129
Balances with statutory / government authorities [includes payments made under protest of ₹ 1,480 (2021: ₹ 1,540)]	2,736	2,830
Prepaid lease	9	*
Others	-	18
	2,916	2,977

13 Inventories (valued at lower of cost and net realisable value)

Raw materials [includes Goods in Transit ₹ 795 (2021 : ₹ 427)]	7,739	5,995
Work-in-progress	5,047	5,057
Finished goods	4,194	3,459
Traded goods [includes Goods in Transit ₹ 1,243 (2021 : ₹ 1,374)]	4,670	3,356
	21,650	17,867

Amount of write down of inventories to net realisable value and other provisions recognised in the Statement of Profit and Loss as an expense is ₹ 569 (2021: ₹ 492)

* denotes figures less than a million

	Sept 2022	Sept 2021
14 Trade receivables - Current		
Trade receivables	35,183	35,779
Receivables from related parties (refer note 48)	<u>4,767</u>	<u>3,031</u>
	39,950	38,810
Of which		
- considered good (unsecured)	37,860	36,802
- considered good (secured)	-	25
- considered doubtful	1,386	1,128
- which have significant increase in credit risk	45	126
- credit impaired	<u>659</u>	<u>729</u>
	39,950	38,810
Impairment Allowance	<u>(2,090)</u>	<u>(1,983)</u>
	<u>37,860</u>	<u>36,827</u>

Trade receivables ageing schedule

As at 30 September 2022

Particulars	Outstanding for following periods from due date of payment						Total
	Not due	Less than 6 months	6 months - 1 year	1-2 years	2-3 years	More than 3 years	
Undisputed Trade Receivables (considered good)	32,094	2,305	1,453	1,153	275	471	37,751
Undisputed Trade Receivables (considered doubtful)	936	304	46	53	21	26	1,386
Undisputed Trade Receivables (which have significant increase in credit risk)	16	21	0	3	1	4	45
Undisputed Trade Receivables (credit impaired)	129	32	28	75	79	183	526
Disputed Trade Receivables (considered good)	-	-	-	-	-	109	109
Disputed Trade Receivables (which have significant increase in credit risk)	-	-	-	-	-	-	-
Disputed Trade Receivables (credit impaired)	-	-	-	-	3	130	133
Total	<u>33,175</u>	<u>2,662</u>	<u>1,527</u>	<u>1,284</u>	<u>379</u>	<u>923</u>	<u>39,950</u>

Notes to the Consolidated Financial Statements (Continued)

as at 30 September 2022

(Currency: Indian rupees millions)

14 Trade receivables - Current (Continued)

As at 30 September 2021

Particulars	Outstanding for following periods from due date of payment						Total
	Not due	Less than 6 months	6 months - 1 year	1-2 years	2-3 years	More than 3 years	
Undisputed Trade Receivables (considered good)	31,071	2,786	1,220	790	387	464	36,718
Undisputed Trade Receivables (considered doubtful)	888	152	63	15	10	-	1,128
Undisputed Trade Receivables (which have significant increase in credit risk)	11	1	29	20	22	43	126
Undisputed Trade Receivables (credit impaired)	57	71	75	123	155	106	587
Disputed Trade Receivables (considered good)	-	-	-	-	40	69	109
Disputed Trade Receivables (which have significant increase in credit risk)	-	-	-	-	-	-	-
Disputed Trade Receivables (credit impaired)	-	-	-	2	7	133	142
Total	32,027	3,010	1,387	950	621	815	38,810

- Trade receivable does not consist any amounts due from directors or other officers of the Company either severally or jointly with any other person. Nor any trade or other receivable are due from firms or private companies respectively in which any director is a partner, a director or a member.
- For credit risk disclosures , refer note 56B
- Trade receivables are non-interest bearing and are generally on terms of 30 to 90 days of credit period.

	Sept 2022	Sept 2021
15 Cash and cash equivalents		
Balances with banks		
- On current accounts	1,593	1,420
- Bank deposits with original maturity of less than 3 months	8,367	2,949
Cash on hand	1	1
Cheques / drafts on hand	45	114
	<u>10,006</u>	<u>4,484</u>
16 Bank balances other than cash and cash equivalents		
Bank deposits with remaining maturity of less than 12 months	55,753	47,021
Unpaid dividend account (refer note below)	82	86
	<u>55,835</u>	<u>47,107</u>

The balance in unpaid dividend is used only for payment of dividend.

	Sept 2022	Sept 2021
17 Loans - Current (unsecured, considered good)		
Inter corporate deposits to related parties (refer note 48 and below)	3,230	5,960
Loan to employees	51	100
	<u>3,281</u>	<u>6,060</u>
Inter corporate deposit to related parties are given for the purpose of meeting the working capital requirements.		
18 Other financial assets - Current		
i) Financial assets at amortised cost		
Security deposits		
- considered good	316	225
- considered doubtful	30	31
	<u>346</u>	<u>256</u>
Impairment allowance	<u>(11)</u>	<u>(31)</u>
	335	225
Interest accrued on inter corporate deposits	45	50
Interest accrued on bank deposits	470	295
Export incentive / Government grant	281	532
Others	663	470
ii) Financial assets at fair value through Profit or Loss		
Derivative contracts	498	448
iii) Financial assets at fair value through Other Comprehensive Income		
Derivative contracts	414	57
	<u>2,706</u>	<u>2,077</u>
19 Contract assets		
- considered good	17,350	13,323
- considered doubtful	200	214
	<u>17,550</u>	<u>13,537</u>
Impairment allowance	<u>(200)</u>	<u>(214)</u>
	<u>17,350</u>	<u>13,323</u>
20 Other current assets		
Advance to suppliers	1,504	639
Prepaid expenses	156	346
Balances with statutory / government authorities, net	2,110	2,491
Others	200	196
	<u>3,970</u>	<u>3,672</u>

Notes to the Consolidated Financial Statements (Continued)

as at 30 September 2022

(Currency: Indian rupees millions)

	Sept 2022	Sept 2021
21 Share capital		
Authorised		
1,000,000,000 Equity Shares of ₹ 2 each (2021: 1,000,000,000 Equity shares of ₹ 2 each)	2,000	2,000
	<u>2,000</u>	<u>2,000</u>
Issued		
356,983,950 Equity shares of ₹ 2 each (2021: 356,983,950 Equity shares of ₹ 2 each)	714	714
	<u>714</u>	<u>714</u>
Subscribed and fully paid-up		
356,120,255 Equity shares of ₹ 2 each fully paid-up (2021: 356,120,255 Equity shares of ₹ 2 each fully paid-up)	712	712
	<u>712</u>	<u>712</u>

a) Shares held by Ultimate holding company, subsidiary and associates of Ultimate Holding Company:

169,882,943 (2021: 169,882,943) Equity shares of ₹ 2 each, fully paid-up, are held by the Subsidiary of Ultimate Holding Company, Siemens International Holding B.V.

85,468,862 (2021: 85,468,862) Equity shares of ₹ 2 each, fully paid-up, are held by the Associate of Ultimate Holding Company, Siemens Gas and Power Holding B.V.

11,738,108 (2021: 11,738,108) Equity shares of ₹ 2 each, fully paid-up, are held by Siemens Metals Technologies Vermögensverwaltungs GmbH (formerly known as Siemens VAI Metals Technologies GmbH), a Subsidiary of Ultimate Holding Company.

b) Reconciliation of the number of shares outstanding at the beginning and at the end of the year:

Particulars	2022		2021	
	Number	Amount	Number	Amount
Shares outstanding at the beginning of the year	356,120,255	712	356,120,255	712
Shares issued / subscribed during the year	-	-	-	-
Shares outstanding at the end of the year	356,120,255	712	356,120,255	712

c) Details of shareholders holding more than 5% shares in the Company as on 30 September:

Name of shareholder	2022		2021	
	No. of shares held	% of Holding	No. of shares held	% of Holding
Siemens International Holding B.V. (w.e.f. 23.06.2020)	169,882,943	47.70%	169,882,943	47.70%
Siemens Gas and Power Holding B.V. (w.e.f. 19.05.2020)	85,468,862	24.00%	85,468,862	24.00%
Life Insurance Corporation of India	13,635,853	3.83%	23,263,760	6.53%

As per records of the Company, including its register of shareholders / members and other declarations received from shareholders regarding beneficial interest, the above shareholding represents both legal and beneficial ownerships of shares.

21 Share capital (Continued)

d) Details of shares held by promoters:

Promoter Name	No. of shares at the beginning of the year	No. of shares at the end of the year	% of Total Shares	% of change during the year
Siemens International Holding B.V, Netherlands	169,882,943	169,882,943	47.70	-
Siemens Gas and Power Holding B.V, Netherlands	85,468,862	85,468,862	24.00	-
Siemens Metals Technologies Vermögensverwaltungs GmbH	11,738,108	11,738,108	3.30	-

e) Terms / rights attached to equity shares

The Parent Company has only one class of equity shares having a par value of ₹ 2 per share. Each holder of equity shares is entitled to one vote per share. The Parent Company declares and pays dividends in Indian rupees.

In the event of liquidation of the Company, the holder of equity shares will be entitled to receive remaining assets of the Company, after distribution of all preferential amounts (if any). The distribution will be in proportion to the number of equity shares held by the shareholders.

22 Other equity

Nature and purpose of reserve

- Capital reserve was created on account of merger of group companies in earlier years.
- Amalgamation reserve pertains to amalgamation of Siemens VDO Automotive Ltd. in 2006.
- Capital redemption reserve pertains to entity accounted as business combination under common control.
- Securities premium account represents the surplus of proceeds received over the face value of shares, at the time of issue of shares.
- General reserve was created out of profits earned by the Group by way of transfer from surplus in the Statement of Profit and Loss. The Group can use this reserve for payment of dividend and issue of fully paid-up shares. As General reserve is created by transfer on one component of equity to another and is not an item of other comprehensive income, items included in the General reserve will not be subsequently reclassified to Statement of Profit and Loss.
- Cash flow hedge reserve represents mark-to-market valuation of effective hedges as required by Ind AS 109.
- Retained earnings are the profits that the Group has earned till date, less any transfers to General reserve and payment of dividend.

The above reserves will be utilised in accordance with the provision of the Companies Act, 2013.

	Sept 2022	Sept 2021
23 Dividend distribution made and proposed		
Cash dividend on equity shares declared and paid:		
Final dividend for the year ended 2021: ₹ 8 per share (2020: ₹ 7 per share)	2,849	2,493
	<u>2,849</u>	<u>2,493</u>
Proposed dividend on equity shares:		
Final cash dividend for the year ended 2022: ₹ 10 per share (2021: ₹ 8 per share)	3,561	2,849
	<u>3,561</u>	<u>2,849</u>

Notes to the Consolidated Financial Statements (*Continued*) as at 30 September 2022 (Currency: Indian rupees millions)

	Sept 2022	Sept 2021
24 Trade payables		
Total outstanding dues of creditors other than micro enterprises and small enterprises	27	388
	<u>27</u>	<u>388</u>

Trade payable ageing schedule

As at September 2022

Particulars	Outstanding for following periods from due date of payment					Total
	Not due	Less than 1 year	1-2 years	2-3 years	More than 3 years	
(i) Undisputed dues - micro enterprises and small enterprises	-	-	-	-	-	-
(ii) Undisputed dues - Other than micro enterprises and small enterprises	27	-	-	-	-	27

As at September 2021

Particulars	Outstanding for following periods from due date of payment					Total
	Not due	Less than 1 year	1-2 years	2-3 years	More than 3 years	
(i) Undisputed dues - micro enterprises and small enterprises	-	-	-	-	-	-
(ii) Undisputed dues - Other than micro enterprises and small enterprises	388	-	-	-	-	388

	Sept 2022	Sept 2021
25 Other financial liabilities - Non - current		
i) Financial liabilities at amortised cost		
Security deposits	42	42
Holdback consideration (refer note 57)	-	2,000
ii) Financial liabilities at fair value through Profit or Loss		
Derivative contracts	210	76
Liabilities related to share based payments (refer note 52)	487	660
	<u>739</u>	<u>2,778</u>

	Sept 2022	Sept 2021
26 Long-term provisions		
a) Provision for employee benefits		
- Pension (refer note 49)	223	246
- Gratuity (refer note 49)	184	171
- Leave wages	905	873
- Medical benefits (refer note 49)	1,406	1,671
- Silver jubilee and star awards	336	330
- Retirement gift	90	85
- Retention Bonus	8	2
- Provident fund (refer note 49)	54	-
	<u>3,206</u>	<u>3,378</u>
b) Others		
- Other matters (refer note 44)	25	34
	<u>3,231</u>	<u>3,412</u>

	Sept 2022	Sept 2021
27 Other non-current liabilities		
Others	-	31
	<u>-</u>	<u>31</u>
28 Borrowings - Current (Secured)		
Loan repayable on demand from Bank	-	25
	<u>-</u>	<u>25</u>

The above loan is repayable in 7 days and backed up by Global Letter of Support issued by Siemens AG, carrying interest of 6.9%.

29 Trade payable- Current		
Total outstanding dues of micro enterprises and small enterprises (Refer note 51)	2,207	1,761
Total outstanding dues of creditors other than micro enterprises and small enterprises	38,194	34,954
	<u>40,401</u>	<u>36,715</u>

Trade payable ageing schedule

As at September 2022

Particulars	Outstanding for following periods from due date of payment						Total
	Unbilled Dues	Not due	Less than 1 year	1-2 years	2-3 years	More than 3 years	
(i) Undisputed dues - Micro enterprises and small enterprises	-	2,139	26	18	18	6	2,207
(ii) Undisputed dues - other than micro enterprises and small enterprises	15,208	13,652	8,836	299	73	126	38,194
Total	<u>15,208</u>	<u>15,791</u>	<u>8,862</u>	<u>317</u>	<u>91</u>	<u>132</u>	<u>40,401</u>

As at September 2021

Particulars	Outstanding for following periods from due date of payment						Total
	Unbilled Dues	Not due	Less than 1 year	1-2 years	2-3 years	More than 3 years	
(i) Undisputed dues - Micro enterprises and small enterprises	-	1,586	171	4	-	-	1,761
(ii) Undisputed dues - other than micro enterprises and small enterprises	13,863	9,218	11,097	160	475	141	34,954
Total	<u>13,863</u>	<u>10,804</u>	<u>11,268</u>	<u>164</u>	<u>475</u>	<u>141</u>	<u>36,715</u>

Notes to the Consolidated Financial Statements (*Continued*) as at 30 September 2022 (Currency: Indian rupees millions)

	Sept 2022	Sept 2021
30 Other financial liabilities - Current		
i) Financial liabilities at amortised cost		
Security deposits	200	97
Unclaimed dividend	82	86
Holdback consideration (refer note 57)	2,000	-
Liability for capital goods	238	79
Current maturities of term loans	-	16
Others (includes employee related liabilities and others)	3,653	3,199
ii) Financial liabilities at fair value through Profit or Loss		
Derivative contracts	1,089	515
Liabilities related to share based payments (refer note 52)	234	208
iii) Financial liabilities at fair value through Other Comprehensive Income		
Derivative contracts	273	75
	<u>7,769</u>	<u>4,275</u>
31 Contract liabilities		
Advances from customers	10,525	8,617
Billing in excess / advance billings	7,794	5,979
	<u>18,319</u>	<u>14,596</u>
32 Other current liabilities		
Accrued salaries and benefits	225	489
Interest accrued and due	105	126
Other liabilities		
- Withholding and other taxes payable (includes PF, ESIC, PT)	397	612
- Others	557	327
	<u>1,284</u>	<u>1,554</u>
33 Short-term provisions		
a) Provision for employee benefits		
- Pension (refer note 49)	35	35
- Leave wages	102	118
- Medical benefits (refer note 49)	57	67
- Gratuity (refer note 49)	109	-
- Silver jubilee and star awards	28	42
- Retention Bonus	4	4
- Retirement gift	4	2
	<u>339</u>	<u>268</u>

33 Short-term provisions (<i>Continued</i>)	Sept 2022	Sept 2021
b) Others		
- Warranty (refer note 44)	4,475	4,406
- Loss order (refer note 44)	1,166	1,231
- Liquidated damages (refer note 44)	1,156	1,164
- Other matters (refer note 44)	2,763	3,079
	<u>9,560</u>	<u>9,880</u>
	<u>9,899</u>	<u>10,148</u>
34 Current Tax liabilities		
Provision for tax [net of advance tax ₹ 14,094 (2021: ₹ 13,089)]	1,422	502
	<u>1,422</u>	<u>502</u>
35 Revenue from operations (gross)		
Revenue from contracts with customers		
Sale of products	93,392	77,104
Revenue from projects	45,250	36,514
Sale of services	20,020	16,246
Commission income	76	82
	<u>158,738</u>	<u>129,946</u>
Other operating revenue		
Export incentives	428	205
Recoveries from group companies	1,174	1,139
Rental income	342	283
Liabilities written back	138	140
Others	558	272
	<u>2,640</u>	<u>2,039</u>
	<u>161,378</u>	<u>131,985</u>
36 Other income		
Interest income	2,424	2,063
Profit on sale of assets, net	232	24
Others	422	177
	<u>3,078</u>	<u>2,264</u>
37 Project bought outs and other direct costs		
Spares and stores consumed	327	273
Project bought outs	24,450	23,044
Other direct costs	5,037	3,943
Less: Capitalised to property, plant and equipment	(42)	(19)
	<u>29,772</u>	<u>27,241</u>

Notes to the Consolidated Financial Statements (Continued)

for the year ended 30 September 2022

(Currency: Indian rupees millions)

	Sept 2022	Sept 2021
38 Employee benefits expense		
Salaries, wages and bonus, net	15,858	14,152
Contribution to provident and other funds	1,329	1,215
Share based payments to employees (refer note 52)	93	578
Staff welfare expenses	777	447
	<u>18,057</u>	<u>16,392</u>
39 Finance costs		
Interest - Others	222	106
Other costs	5	2
Interest on lease liabilities	136	135
	<u>363</u>	<u>243</u>
40 Other expenses		
Exchange loss / (gains), net *	1,305	(16)
Travel and conveyance	1,206	683
Software license fees and other information technology related costs	1,863	2,157
Rates and taxes	338	304
Communications	289	280
Packing and forwarding	2,222	1,957
Power and fuel	518	426
Insurance	465	404
Rent	263	236
Repairs		
- on building	1,204	189
- on machinery	381	781
- others	299	296
Legal and professional [includes auditors' remuneration (refer note 43)]	1,547	1,524
Advertising and publicity	148	43
Research and development expenditure	211	146
Bank guarantee commission / bank charges	312	283
Donation	3	1
Commission to directors	11	10
Directors fees	4	4
Bad debts [net of reversal of provision for doubtful debts of ₹ 99 (2021 : ₹ 97)]	53	72
CSR expenditure (refer note 41)	291	291
Provision for doubtful debts and advances, net	580	(194)
License fees	1,204	932
Commodity derivatives loss / (gains)	1,023	(339)
Miscellaneous expenses	745	402
	<u>16,485</u>	<u>10,872</u>

*Includes amount transferred from cash flow hedge reserve to exchange loss / (gains) amounting to ₹ 4 [2021: ₹ (111)]

41 Corporate Social Responsibility (CSR)

	Sept 2022	Sept 2021
(i) Gross amount required to be spent during the year	283	291
(ii) Amount of expenditure incurred	291	293
(iii) (Shortfall) / excess at the end of the year	8	2
(iv) Total of previous years (shortfall) / excess	-	-
(v) Reason for shortfall	NA	NA
(vi) The CSR expenditure does not include any expense towards related parties.	-	-
(vii) The Company does not have any open contractual obligation for which provision is required.		
(viii) Nature of CSR activities include programmes that are designed to create sustainable value to society by focusing on strengthening the skilling ecosystem, upgrading the public healthcare infrastructure, promotion of innovations that sustain the environment and enhance living conditions.		

42 Commitments and contingent liabilities

	Sept 2022	Sept 2021
(a) Commitments		
Estimated amount of contracts remaining to be executed on capital account and not provided for (net of advances)	<u>694</u>	<u>697</u>
Of the above 2022: ₹ Nil (2021: ₹ Nil) pertains to discontinued operations		
(b) Contingent liabilities (to the extent not provided for)		
Income tax (excluding interest)	7,185	7,358
Excise, goods and services tax (GST), service tax and sales tax liabilities, under dispute	6,678	6,927
Customs liabilities, under dispute	120	122
Claims against the Company not acknowledged as debts	<u>882</u>	<u>911</u>
Of the above 2022: ₹ Nil (2021: ₹ Nil) pertains to discontinued operations		
i) In respect of above contingent liabilities, the future cash outflows are determinable only on receipt of judgements pending at various forums / authorities. The Group has assessed that it is only possible, but not probable, that outflow of economic resources will be required.		
ii) The Code on Social Security, 2020 ('Code') relating to employee benefits during employment and post-employment benefits received Presidential assent in September 2020. The Code has been published in the Gazette of India. However, the date on which the Code will come into effect has not been notified. The Group will assess the impact of the Code when it comes into effect and will record any related impact in the period the Code becomes effective.		

43 Auditors' remuneration (for audit services exclusive of GST)

	Sept 2022	Sept 2021
As auditor		
- Audit fees	36	30
- Tax audit fees	8	8
In other capacity		
- Other audit related services	5	5
- Reimbursement of expenses	1	*
	<u>50</u>	<u>43</u>

* denotes figures less than a million.

Notes to the Consolidated Financial Statements (Continued)

for the year ended 30 September 2022

(Currency: Indian rupees millions)

44 Disclosure relating to Provisions

Provision for warranty

Warranty costs are provided based on a technical estimate of the costs required to be incurred for repairs, replacement, material cost, servicing and past experience in respect of warranty costs. It is expected that this expenditure will be incurred over the contractual warranty period.

Provision for liquidated damages

Liquidated damages are provided based on contractual terms when the delivery / commissioning dates of an individual project have exceeded or are likely to exceed the delivery/ commissioning dates as per the respective contracts. This expenditure is expected to be incurred over the respective contractual terms upto closure of the contract (including warranty period).

Provision for loss orders

A provision for expected loss on construction contracts is recognised when it is probable that the contract costs will exceed total contract revenue. For all other contracts, loss order provisions are made when the unavoidable costs of meeting the obligation under the contract exceed the currently estimated economic benefits.

Provision for other matters

The Group has made provisions for known contractual risks, litigation cases and pending assessments in respect of taxes, duties and other levies, the outflow of which would depend on the cessation of the respective events.

The movements in the above provisions are summarised below:

	Warranty		Liquidated damages		Loss orders		Other matters	
	Sept 2022	Sept 2021	Sept 2022	Sept 2021	Sept 2022	Sept 2021	Sept 2022	Sept 2021
Balance as at 1 October	4,406	3,465	1,164	743	1,231	1,068	3,113	2,955
Provisions :								
- Created	1,432	1,837	684	874	1,361	1,146	779	608
- Utilised	(323)	(358)	(242)	(195)	(1,279)	(1,030)	(231)	(287)
- Reversed	(960)	(568)	(421)	(258)	(145)	(80)	(870)	(653)
- Additions on account of acquisition (refer note 57)	-	20	-	-	-	127	-	490
- Transferred due to sale of LDA (refer note 59)	(80)	10	(29)	-	(2)	-	(3)	-
Balance as at 30 September	4,475	4,406	1,156	1,164	1,166	1,231	2,788	3,113
- Current	4,475	4,406	1,156	1,164	1,166	1,231	2,763	3,079
- Non-current	-	-	-	-	-	-	25	34

45 Disclosure pursuant to Indian Accounting Standard - 115 'Revenue from contracts with customers' :

(i) Out of the total revenue recognised under Ind AS 115 during the period, ₹ 70,068 (2021: ₹ 49,985) is recognised over a period of time and ₹ 88,670 (2021: ₹ 79,961) is recognised at a point in time.

(ii) Reconciliation between revenue recognised and contract price:

	Sept 2022	Sept 2021
Contract Price	159,632	131,452
Less: Reductions towards variable consideration components *	894	1,506
Revenue	158,738	129,946

* Reduction towards variable consideration components include discounts, liquidated damages, etc.

45 Disclosure pursuant to Indian Accounting Standard - 115 'Revenue from contracts with customers' : (Continued)

- (iii) Remaining performance obligations: The aggregate amount of transaction price allocated to remaining performance obligations and expected conversion of the same into revenue is as follows -

Particulars	Unexecuted Order Value	Expected conversion in revenue	
		Up to 1 year	More than 1 year
Transaction price allocated to the remaining performance obligation:			
2022	183,705	101,546	82,159
2021	134,117	129,040	5,077

- (iv) Revenue recognised during the year from opening balance of contract liabilities amounts to ₹ 9,152 (2021: ₹ 11,495).
- (v) There is no revenue recognised during the year from the performance obligation that is satisfied in previous year (arising out of contract modifications).
- (vi) Information regarding geographical disaggregation of revenue has been included in segment information [refer note 47(ii)].

46 Disclosure pursuant to Ind AS 116 "Leases"

As Lessee

- i) Carrying value of Right of use assets at the end of the reporting period by class:

	Balance at 1 October 2021	Addition during the year	Deletion / adjustments during the year	Depreciation for the year	Depreciation charge for discontinued operations	Balance at 30 September 2022
Land & Building	2,561	176	18	516	-	2,203
Vehicles	180	163	11	96	2	234
Plant and equipment	80	2	-	46	-	36
Total	2,821	341	29	658	2	2,473

Note:

Land and Building includes gross block of ₹ 5 where the lease deed is in the name of iMetrex Technologies Ltd. as lease transfer is pending due to litigation case since 2012.

- ii) Maturity analysis of Lease Liabilities:

Maturity analysis – contractual undiscounted cash flows

	Sept 2022	Sept 2021
Less than one year	740	748
One to five years	1,302	1,723
More than five years	72	77
Total undiscounted Lease liabilities at 30 September	2,114	2,548
Current	740	748
Non-Current	1,374	1,800

- iii) Amounts recognised in Profit or Loss

Interest expense on lease liabilities	115	135
Expenses relating to short-term leases	194	199
Expenses relating to leases of low-value assets	158	124
Income from sub-lease of properties	139	137

- iv) During the year ended 30 September 2022, total cash outflow in respect of leases amounted to ₹ 800 (2021: ₹ 690).

Notes to the Consolidated Financial Statements (Continued)

for the year ended 30 September 2022

(Currency: Indian rupees millions)

47 (i) Information about business segments

	Revenue						Results	
	External revenue		Inter segmental revenue		Total			
	2022	2021	2022	2021	2022	2021	2022	2021
Energy	53,531	47,077	179	264	53,710	47,341	5,648	5,918
Smart Infrastructure (refer note 57)	57,259	45,047	2,229	1,261	59,488	46,308	3,842	2,524
Mobility	14,286	9,250	-	-	14,286	9,250	1,231	1,120
Digital Industries	35,262	29,578	793	715	36,055	30,293	3,600	2,330
Others	1,040	1,033	-	*	1,040	1,033	81	14
Eliminations	-	-	(3,201)	(2,240)	(3,201)	(2,240)	-	-
Continuing operations	161,378	131,985	-	-	161,378	131,985	14,402	11,906
Discontinued operation (refer note 59)	4,243	5,822	-	-	4,243	5,822	149	619
Total	165,621	137,807	-	-	165,621	137,807	14,551	12,525
Interest expenses							363	243
Interest income							2,424	2,063
Other Income							654	201
Profit before tax from continuing operations							17,117	13,927
Profit before tax from discontinued operations (refer note 59)							141	623
Gain from sale of discontinued operations (refer note 59)							3,559	487
Income tax							(5,773)	(4,336)
Deferred tax credit / (expense)							386	187
Profit after tax from continuing operations							12,619	10,298
Profit after tax from discontinued operations (refer note 59)							2,811	590
Total							15,430	10,888

* denotes figures less than a million

	Non cash expenditure									
	Assets		Liabilities		Capital Expenditure		Depreciation & amortisation / Impairment (refer note 3,5,6 & 47)		Others	
	2022	2021	2022	2021	2022	2021	2022	2021	2022	2021
Energy	42,957	38,500	33,841	28,402	423	192	656	767	782	65
Smart Infrastructure (refer note 57)	48,409	47,481	23,830	23,737	870	674	1,815	1,549	200	199
Mobility	14,846	11,239	10,744	7,525	103	21	140	162	(37)	35
Digital Industries	10,072	8,263	8,520	7,948	129	30	276	235	212	(284)
Others	2,672	2,367	1,688	1,058	80	107	284	261	4	5
	118,956	107,850	78,623	68,670	1,605	1,024	3,171	2,974	1,161	20
Unallocable corporate items	82,134	69,948	6,289	5,864	50	34	-	-	-	-
Discontinued operations (refer note 59)	-	2,354	-	2,068	-	112	23	32	12	(131)
Total	201,090	180,152	84,912	76,602	1,655	1,170	3,194	3,006	1,173	(111)

47 (ii) Information about geographical areas

	Revenue based on location of customers		Non current assets	
	2022	2021	2022	2021
Within India	132,759	103,204	29,065	30,211
Outside India	28,619	28,781	-	-
Total	161,378	131,985	29,065	30,211

47 (iii) Other disclosures :

- The Chief Operating Decision Maker (“CODM”) evaluates the Group’s performance and allocates resources based on an analysis of various performance indicators by operating segments. The CODM reviews revenue and profit from operations as the performance indicator for all of the operating segments. The Chief Executive Officer, Chief Financial Officer and Division CEO & CFO’s are the CODM of the Group.
- Inter-segment prices are normally negotiated amongst the segments with reference to the costs, market price and business risks/ Transfer prices between operating segments are on arm’s length basis in a manner similar to the transactions with third parties.
- No operating segments have been aggregated to form the above reportable operating segments.
- Finance income and costs, and fair value gains and losses on financial assets are not allocated to individual segments as the underlying instruments are managed on a group basis.
- Current taxes, deferred taxes and certain financial assets and liabilities are not allocated to those segments as they are also managed on a group basis.
- Capital expenditure consists of additions of property, plant and equipment, intangible assets and investment properties including assets from the acquisition of subsidiaries.
- Profits / losses on inter segment transfers are eliminated at the Group level.

(iv) Segment information :

Business Segments: The business of the Group is divided into four segments. These segments are the basis for management control and hence, form the basis for reporting. The business of each segment comprises of :

- **Energy** :- Provides fully integrated products, solutions and services across the energy value chain of oil and gas production, power generation and transmission for various customers such as utilities, independent power producers and engineering, procurement and construction (EPC) companies.
- **Smart Infrastructure** :- Supplier of products, systems, solutions and services for transmission and distribution of electrical energy for power utilities, industrial companies and infrastructure segments . Portfolio covers systems for low & medium voltage distribution, solutions for smart grids and energy automation, low voltage power supply systems. Provides intelligent and connected infrastructure for grids and buildings.
- **Mobility** :- Supplier of solutions for passenger and freight transportation – including rail vehicles, rail automation systems, rail electrification systems, road traffic technology and IT solutions.
- **Digital Industries** :- Contains portfolio of leading edge automation, drives and software technologies covering the complete life cycle from product design and production execution to services for discrete and process Industries.
- **Others** :- Services provided to other group companies and lease rentals have been classified as “Others”.

Geographical Segments: The business is organised in two geographical segments i.e. within India and outside India.

Allocation of common costs

Common allocable costs are allocated to each segment according to the relative contribution of each segment to the total common costs.

Unallocated corporate items

Unallocated items include general corporate items which are not allocated to any business segment.

Notes to the Consolidated Financial Statements (*Continued*) for the year ended 30 September 2022 (Currency: Indian rupees millions)

48 Related party transactions

48.1 Parties where control exists

Siemens AG, Germany	Ultimate Holding company
Siemens International Holding B.V., Netherlands	Subsidiary of Ultimate Holding Company

Parties with significant influence

Siemens Gas and Power Holding B.V., Netherlands	Associate of Ultimate Holding Company
---	---------------------------------------

48.2 Associate

Sunsole Renewables Pvt. Ltd., India	Associate (w.e.f. 28.02.2022)
-------------------------------------	-------------------------------

48.3 Other related parties where transactions have taken place during the year

Fellow Subsidiaries	Name	Country
	Siemens Spa	Algeria
	Siemens Ltd.	Australia
	Siemens Mobility Pty Ltd	Australia
	Siemens Rail Automation Pty. Ltd.	Australia
	ETM professional control GmbH	Austria
	Siemens Aktiengesellschaft Österreich	Austria
	Siemens Metals Technologies Vermögensverwaltungs GmbH	Austria
	Siemens Mobility Austria GmbH	Austria
	Siemens Mobility Austria GmbH, Plant Rail Systems	Austria
	Siemens W.L.L.	Bahrain
	Siemens Healthcare Ltd.	Bangladesh
	Siemens Industrial Ltd.	Bangladesh
	Siemens S.A./N.V.	Belgium
	Siemens Infraestrutura e Indústria Ltda.	Brazil
	Siemens EOOD	Bulgaria
	Siemens Canada Ltd.	Canada
	Siemens Canada Ltd. - Process Instruments Business Unit	Canada
	Siemens Canada Ltd. - RuggedCom	Canada
	Siemens S.A.	Chile
	Beijing Siemens Cerberus Electronics Ltd.	China
	Siemens Circuit Protection Systems Ltd., Shanghai	China
	Siemens Electrical Apparatus Ltd., Suzhou	China
	Siemens Electrical Drives (Shanghai) Ltd.	China
	Siemens Electrical Drives Ltd.	China
	Siemens Factory Automation Engineering Ltd.	China
	Siemens Finance and Leasing Ltd.	China
	Siemens Healthineers Diagnostics (Shanghai) Co., Ltd.	China
	Siemens Industrial Automation Products Ltd., Chengdu	China

48.3 Other related parties where transactions have taken place during the year (Continued)

Fellow Subsidiaries	Name	Country
	Siemens Ltd., China	China
	Siemens Medium Voltage Switching Technologies (Wuxi) Ltd.	China
	Siemens Mobility Electrification Equipment (Shanghai) Co., Ltd.	China
	Siemens Mobility Equipment (China) Co., Ltd	China
	Siemens Numerical Control Ltd., Nanjing	China
	Siemens Power Automation Ltd.	China
	Siemens Sensors & Communication Ltd.	China
	Siemens Shanghai Medical Equipment Ltd.	China
	Siemens Shenzhen Magnetic Resonance Ltd.	China
	Siemens Standard Motors Ltd.	China
	Siemens Switchgear Ltd., Shanghai	China
	Siemens Wiring Accessories Shandong Ltd.	China
	Siemens S.A.S.	Colombia
	OEZ s.r.o.	Czech Republic
	Siemens Electric Machines s.r.o.	Czech Republic
	Siemens, s.r.o.	Czech Republic
	Siemens, s.r.o., OZ Elektromotory Frenstat and OZ Elektromotory Mohelnice	Czech Republic
	Siemens A/S	Denmark
	Siemens Industrial LLC	Egypt
	Siemens S.A.	El Salvador
	Siemens Osakeyhtiö	Finland
	Siemens Industry Software SAS	France
	Siemens SAS	France
	Siemens SAS, Division production Process Automation, Usine de Haguenau	France
	KACO new energy GmbH	Germany
	NEO New Oncology GmbH	Germany
	Next47 GmbH	Germany
	Siemens Bank GmbH	Germany
	Siemens Beteiligungen Inland GmbH	Germany
	Siemens Healthcare GmbH	Germany
	Siemens Mobility GmbH	Germany
	Siemens Traction Gears GmbH	Germany
	Siemens Treasury GmbH	Germany
	SYKATEC Systeme, Komponenten, Anwendungstechnologie GmbH	Germany

Notes to the Consolidated Financial Statements (*Continued*) for the year ended 30 September 2022 (Currency: Indian rupees millions)

48.3 Other related parties where transactions have taken place during the year (Continued)

Fellow Subsidiaries	Name	Country
	Weiss Spindeltechnologie GmbH	Germany
	EVIOP-TEMPO S.A. Electrical Equipment Manufacturers	Greece
	Siemens A.E., Electrotechnical Projects and Products	Greece
	Siemens S.A.	Guatemala
	Siemens Ltd.	Hong Kong
	Bytemark Technology Solutions India Pvt. Ltd.	India
	Enlighted Energy Systems Pvt. Ltd.	India
	PETNET Radiopharmaceutical Solutions Pvt. Ltd.	India
	Siemens EDA (India) Pvt. Ltd.	India
	Siemens EDA (Sales & Services) Pvt. Ltd.	India
	Siemens Factoring Pvt. Ltd.	India
	Siemens Financial Services Pvt. Ltd.	India
	Siemens Healthcare Pvt. Ltd.	India
	Siemens Healthineers India LLP	India
	Siemens Industry Software (India) Pvt. Ltd.	India
	Siemens Large Drives India Pvt. Ltd.	India
	Siemens Logistics India Pvt. Ltd.	India
	Siemens Technology and Services Pvt. Ltd.	India
	Varian Medical Systems International (India) Pvt. Ltd.	India
	P.T. Siemens Indonesia	Indonesia
	PT Siemens Mobility Indonesia	Indonesia
	Siemens Industry Software Ltd.	Ireland
	Siemens S.p.A.	Italy
	Siemens K.K.	Japan
	Siemens Industrial Business Co. For Electrical, Electronic and Mechanical Contracting WLL	Kuwait
	Siemens Large Drives Sdn. Bhd.	Malaysia
	Siemens Malaysia Sdn. Bhd.	Malaysia
	Siemens Mobility Sdn. Bhd.	Malaysia
	Siemens, S.A. de C.V.	Mexico
	Siemens S.A.	Morocco
	Siemens Nederland N.V.	Netherlands
	Siemens (N.Z.) Ltd.	New Zealand
	Siemens AS	Norway
	Siemens Industrial LLC	Oman
	Siemens Large Drives S.A.C.	Peru
	Siemens S.A.C.	Peru
	Siemens, Inc.	Philippines
	Siemens Mobility Sp. z o.o.	Poland

48.3 Other related parties where transactions have taken place during the year (Continued)

Fellow Subsidiaries	Name	Country
	Siemens Sp. z o.o.	Poland
	Siemens S.A.	Portugal
	Siemens W.L.L.	Qatar
	Siemens S.R.L.	Romania
	SIMEA S.R.L., Plant SEIT Sibiu	Romania
	Siemens OOO	Russia
	Siemens Ltd.	Saudi Arabia
	Siemens Mobility Saudi Ltd	Saudi Arabia
	Siemens d.o.o. Beograd	Serbia
	Siemens Large Drives Pte. Ltd.	Singapore
	Siemens Mobility Pte. Ltd.	Singapore
	Siemens Pte. Ltd.	Singapore
	Siemens s.r.o.	Slovakia
	Siemens Mobility (Pty) Ltd	South Africa
	Siemens Proprietary Ltd.	South Africa
	Siemens Ltd. Seoul	South Korea
	Siemens Mobility Ltd.	South Korea
	Siemens Mobility, S.L.U.	Spain
	Siemens Rail Automation S.A.U.	Spain
	Siemens S.A.	Spain
	Siemens AB	Sweden
	Siemens Mobility AG	Switzerland
	Siemens Schweiz AG	Switzerland
	Siemens Schweiz AG, Smart Infrastructure, Global Headquarters	Switzerland
	Siemens Ltd.	Taiwan
	Siemens Ltd.	Thailand
	Siemens Mobility Ltd.	Thailand
	Siemens Finansal Kiralama A.S.	Turkey
	Siemens Sanayi ve Ticaret Anonim Sirketi	Turkey
	Siemens Industrial LLC	UAE
	Siemens DI MC GMC MF-CON	UK
	Electrium Sales Ltd.	UK
	Siemens HC Ltd. MR Magnet Technology	UK
	Siemens Mobility Ltd.	UK
	Siemens plc	UK
	Siemens Ukraine	Ukraine
	Building Robotics Inc.	USA

Notes to the Consolidated Financial Statements (*Continued*) for the year ended 30 September 2022 (Currency: Indian rupees millions)

48.3 Other related parties where transactions have taken place during the year (*Continued*)

Fellow Subsidiaries	Name	Country
	eMeter Corporation	USA
	Enlighted, Inc.	USA
	MG Corporation	USA
	Siemens Corporation	USA
	Siemens Healthcare Diagnostics Inc.	USA
	Siemens Industry Software Inc.	USA
	Siemens Industry, Inc.	USA
	Siemens Large Drives LLC	USA
	Siemens Mobility, Inc	USA
	Siemens Ltd.	Vietnam

Fellow Associate of parties who has significant influence	Name	Country
	Siemens Energy S.A.	Argentina
	Siemens Energy Pty. Ltd.	Australia
	Siemens Energy Austria GmbH	Austria
	Trench Austria GmbH	Austria
	Siemens Energy Bangladesh Ltd.	Bangladesh
	Siemens Energy S.A./N.V.	Belgium
	Siemens Energy Brasil Ltda.	Brazil
	Siemens Energy EOOD	Bulgaria
	Siemens Energy Canada Ltd.	Canada
	Trench Ltd.	Canada
	Siemens Energy S.P.A.	Chile
	Siemens Energy Co., Ltd.	China
	Siemens High Voltage Circuit Breaker Co., Ltd., Hangzhou	China
	Siemens High Voltage Switchgear Co ., Ltd., Shanghai	China
	Siemens Power Plant Automation Ltd.	China
	Siemens Surge Arresters Ltd.	China
	Siemens Transformer (Guangzhou) Co ., Ltd.	China
	Siemens Transformer (Jinan) Co., Ltd	China
	Trench High Voltage Products Ltd., Shenyang	China
	Siemens Energy S.A.S.	Colombia
	Koncar-Energetski Transformatori D.O.O.	Croatia
	Siemens Energy d.o.o.	Croatia
	Siemens Energy, s.r.o.	Czech Republic
	Siemens Energy S.A.E.	Egypt
	Dresser-Rand SAS	France
	Siemens Energy S.A.S.	France

48.3 Other related parties where transactions have taken place during the year (Continued)

Fellow Associate of parties who has significant influence	Name	Country
	Trench France SAS	France
	HSP Hochspannungsgeraete GmbH	Germany
	Siemens Energy Compressors GmbH	Germany
	Siemens Energy Global GmbH & Co. KG	Germany
	Siemens Energy Power Control GmbH	Germany
	Trench Germany GmbH	Germany
	Siemens Energy Ltd.	Hong Kong
	Siemens Energy Kft.	Hungary
	Pune IT City Metro Rail Ltd.	India
	Siemens Energy Industrial Turbomachinery India Pvt. Ltd.	India
	Siemens Gamesa Renewable Energy Engineering Centre Pvt. Ltd.	India
	Siemens Gamesa Renewable Power Pvt. Ltd.	India
	Siemens Energy Ltd.	Israel
	Siemens Energy SRL	Italy
	Siemens Energy Transformers S.r.l.	Italy
	Trench Italia S.R.L.	Italy
	Siemens Energy SARL	Ivory Coast
	Siemens Electrical & Electronic Services K.S.C.C.	Kuwait
	Siemens Energy Sdn. Bhd.	Malaysia
	Siemens Energy, S. DE R. L. DE C.V.	Mexico
	Siemens Energy B.V.	Netherlands
	Siemens Energy Ltd.	Nigeria
	Siemens Energy AS	Norway
	Siemens Energy L.L.C.	Oman
	Siemens Energy S.A.C.	Peru
	Siemens Energy, Inc.	Philippines
	Siemens Energy Sp. z o.o.	Poland
	Siemens Energy Unipessoal Lda.	Portugal
	Siemens Energy W.L.L	Qatar
	Siemens Energy S.R.L.	Romania
	Gas and Power Ltd. Liability Company	Russia
	Siemens Energy Ltd.	Saudi Arabia
	Siemens Energy d.o.o. Beograd	Serbia
	Siemens Energy Pte. Ltd.	Singapore
	Siemens Energy (Pty) Ltd	South Africa
	Siemens Energy Ltd.	South Korea
	Siemens Energy, S.A.	Spain
	Siemens Energy AB	Sweden

Notes to the Consolidated Financial Statements (*Continued*) for the year ended 30 September 2022 (Currency: Indian rupees millions)

48.3 Other related parties where transactions have taken place during the year (Continued)

Fellow Associate of parties who has significant influence	Name	Country
	Siemens Energy Ltd.	Taiwan
	Siemens Energy Ltd.	Thailand
	Siemens Enerji Sanayi Ve Ticaret Anonim Sirketi	Turkey
	Dresser-Rand Field Operations Middle East LLC	UAE
	Siemens Energy LLC	UAE
	Industrial Turbine Company (UK) Ltd.	UK
	Siemens Energy Industrial Turbomachinery Ltd.	UK
	Siemens Energy Ltd.	UK
	Siemens Energy LLC	Ukraine
	Dresser-Rand Company	USA
	Siemens Energy Demag Delaval Turbomachinery, Inc.	USA
	Siemens Energy, Inc.	USA
	Siemens Energy Ltd. Company	Vietnam

48.4 Key Managerial personnel

Whole - Time Directors	Mr. Sunil Mathur Dr. Daniel Spindler
Company Secretary	Mr. Ketan Thaker
Non Executive Directors	Mr. Josef Kaeser (Director only upto 28.02.2021) Mr. Cedrik Neike (Director only upto 30.11.2020) Mr. Johannes Apitzsch Ms. Mariel von Schumann (Director only upto 12.02.2021) Mr. Tim Holt Mr. Matthias Rebellius (Director w.e.f. 01.12.2020) Mr. Willem Rudolf Basson (Director w.e.f. 01.03.2021)
Independent Directors	Mr. Deepak Parekh Mr. Yezdi Malegam (Director only upto 29.01.2021) Mr. Mehernosh B. Kapadia Ms. Anjali Bansal (Director only upto 31.03.2022) Ms. Sindhu Gangadharan (Director w.e.f. 12.05.2022)
Managing board of SAG	Dr. Roland Busch Mr. Cedrik Neike Mr. Matthias Rebellius (Director w.e.f. 01.10.2020) Mr. Ralf P.Thomas Ms. Judith Wiese (Director w.e.f. 01.10.2020)

48.5 Others

Relative of KMP	Ms. Sandra Marques Alves
Employees' Benefit Plans where there is a significant influence	Siemens India Ltd. Indian Staff Provident Fund Siemens India Ltd. Gratuity Fund
Enterprises over which KMP are able to exercise significant influence	Breach Candy Hosp. Trust (Common directors) Bharatiya Reserve Bank Note Mudran Pvt. Ltd. (Common director only upto 29.01.2021) Delhivery Pvt. Ltd. (Common director only upto 16.09.2021)

48.6 Related party transactions

Description	2022					2021				
	Ultimate Holding Company	Fellow Subsidiaries	Fellow Associates	Key managerial personnel	Others	Ultimate Holding Company	Fellow Subsidiaries	Fellow Associates	Key managerial personnel	Others
Revenue (net of taxes)										
- Siemens AG	5,641	-	-	-	-	4,840	-	-	-	-
- Siemens Power Automation Ltd.	-	442	-	-	-	-	272	-	-	-
- Siemens Mobility GmbH	-	433	-	-	-	-	284	-	-	-
- Siemens W.L.L.	-	168	-	-	-	-	973	-	-	-
- Siemens Energy Global GmbH & Co. KG	-	-	4,330	-	-	-	-	3,720	-	-
- Others	-	2,752	6,687	-	-	-	2,705	5,766	-	-
Commission income										
- Siemens AG	-	-	-	-	-	22	-	-	-	-
- Industrial Turbine Company (UK) Ltd.	-	-	32	-	-	-	-	16	-	-
- Siemens Energy AB	-	-	23	-	-	-	-	-	-	-
- Siemens Energy Global GmbH & Co. KG	-	-	17	-	-	-	-	-	-	-
- Siemens Energy Industrial Turbomachinery Ltd.	-	-	5	-	-	-	-	23	-	-
- Others	-	-	-	-	-	-	-	22	-	-
Recoveries from group companies										
- Siemens AG	590	-	-	-	-	599	-	-	-	-
- Siemens Technology and Services Pvt. Ltd.	-	267	-	-	-	-	232	-	-	-
- Siemens Industry Software (India) Pvt. Ltd.	-	79	-	-	-	-	52	-	-	-
- Siemens Healthcare Pvt. Ltd.	-	28	-	-	-	-	54	-	-	-
- Siemens Energy Global GmbH & Co. KG	-	-	68	-	-	-	-	63	-	-
- Siemens Energy, Inc.	-	-	23	-	-	-	-	24	-	-
- Siemens Energy Industrial Turbomachinery India Pvt. Ltd.	-	-	14	-	-	-	-	25	-	-
- Others	-	177	3	-	-	-	180	12	-	-

Notes to the Consolidated Financial Statements (Continued)

for the year ended 30 September 2022

(Currency: Indian rupees millions)

48.6 Related party transactions (Continued)

Description	2022					2021				
	Ultimate Holding Company	Fellow Subsidiaries	Fellow Associates	Key managerial personnel	Others	Ultimate Holding Company	Fellow Subsidiaries	Fellow Associates	Key managerial personnel	Others
Reimbursement of expenses received										
- Siemens AG	362	-	-	-	-	396	-	-	-	-
- Siemens Pte. Ltd.	-	88	-	-	-	-	86	-	-	-
- Siemens Technology and Services Pvt. Ltd.	-	54	-	-	-	-	5	-	-	-
- Siemens Mobility GmbH	-	9	-	-	-	-	34	-	-	-
- Siemens Canada Ltd.- RuggedCom	-	-	-	-	-	-	42	-	-	-
- Siemens Energy Ltd.	-	-	102	-	-	-	-	12	-	-
- Siemens Energy Global GmbH & Co. KG	-	-	96	-	-	-	-	30	-	-
- Siemens Energy S.A.S.	-	-	37	-	-	-	-	29	-	-
- Others	-	40	124	-	-	-	20	39	-	-
Other Income										
- Siemens Energy Global GmbH & Co. KG	-	-	-	-	-	-	-	127	-	-
Purchase of goods and services										
- Siemens AG	27,085	-	-	-	-	24,416	-	-	-	-
- Siemens Mobility GmbH	-	2,024	-	-	-	-	1,312	-	-	-
- Siemens Technology and Services Pvt. Ltd.	-	1,150	-	-	-	-	706	-	-	-
- Siemens Medium Voltage Switching Technologies (Wuxi) Ltd.	-	974	-	-	-	-	881	-	-	-
- Siemens Schweiz AG, Smart Infrastructure, Global Headquarters	-	920	-	-	-	-	698	-	-	-
- Siemens Energy Global GmbH & Co. KG	-	-	4,185	-	-	-	-	3,633	-	-
- Siemens Energy Industrial Turbomachinery India Pvt. Ltd.	-	-	1,437	-	-	-	-	894	-	-
- Others	-	3,573	2,593	-	-	-	4,664	3,277	-	*
Rent income										
- Siemens Financial Services Pvt. Ltd.	-	80	-	-	-	-	77	-	-	-
- Siemens Technology and Services Pvt. Ltd.	-	55	-	-	-	-	43	-	-	-
- Siemens Logistics India Pvt. Ltd.	-	25	-	-	-	-	22	-	-	-
- Siemens Healthcare Pvt. Ltd.	-	*	-	-	-	-	18	-	-	-
- Siemens Energy Industrial Turbomachinery India Pvt. Ltd.	-	-	86	-	-	-	-	76	-	-
- Others	-	23	-	-	-	-	4	-	-	-
Interest income										
- Siemens Financial Services Pvt. Ltd.	-	429	-	-	-	-	403	-	-	-
- Siemens Factoring Pvt. Ltd.	-	39	-	-	-	-	41	-	-	-
- Siemens Technology and Services Pvt. Ltd.	-	*	-	-	-	-	*	-	-	-

* denotes figures less than a million

48.6 Related party transactions (Continued)

Description	2022					2021				
	Ultimate Holding Company	Fellow Subsidiaries	Fellow Associates	Key managerial personnel	Others	Ultimate Holding Company	Fellow Subsidiaries	Fellow Associates	Key managerial personnel	Others
Bank guarantee charges										
- Siemens AG	81	-	-	-	-	120	-	-	-	-
- Others	-	*	-	-	-	-	*	-	-	-
License Fees										
- Siemens AG	836	-	-	-	-	518	-	-	-	-
- Siemens Schweiz AG, Smart Infrastructure, Global Headquarters	-	13	-	-	-	-	9	-	-	-
- Siemens Mobility GmbH	-	10	-	-	-	-	16	-	-	-
- Siemens Industry Software (India) Pvt. Ltd.	-	*	-	-	-	-	5	-	-	-
- Siemens Energy Global GmbH & Co. KG	-	-	297	-	-	-	-	361	-	-
- Others	-	-	6	-	-	-	9	13	-	-
Dividend paid (on payment basis)										
- Siemens International Holding B.V., Netherlands	-	1,359	-	-	-	-	1,189	-	-	-
- Siemens Gas and Power Holding B.V., Netherlands	-	-	684	-	-	-	-	598	-	-
- Siemens Metals Technologies Vermögensverwaltungs GmbH	-	94	-	-	-	-	82	-	-	-
Purchase of property, plant and equipments/ investment property / capital work in progress										
- Siemens AG	10	-	-	-	-	27	-	-	-	-
- Beijing Siemens Cerberus Electronics Ltd.	-	9	-	-	-	-	*	-	-	-
- Siemens SAS	-	3	-	-	-	-	6	-	-	-
- Siemens Sanayi ve Ticaret Anonim Sirketi	-	2	-	-	-	-	7	-	-	-
- O EZ s.r.o.	-	1	-	-	-	-	13	-	-	-
- Siemens Circuit Protection Systems Ltd., Shanghai	-	-	-	-	-	-	4	-	-	-
- Siemens Energy Global GmbH & Co. KG	-	-	7	-	-	-	-	9	-	-
- Others	-	2	-	-	-	-	6	-	-	-
Sale of property, plant and equipments / investment property										
- Siemens Technology and Services Pvt. Ltd.	-	2	-	-	-	-	-	-	-	-
- Siemens Electrical Drives Ltd.	-	-	-	-	-	-	17	-	-	-
- Siemens Healthcare Pvt. Ltd.	-	-	-	-	-	-	*	-	-	-
Sale of Business										
- Siemens Large Drives India Pvt. Ltd.	-	4,400	-	-	-	-	-	-	-	-
- Flender Drives Pvt. Ltd.	-	-	-	-	-	-	3,759	-	-	-

* denotes figures less than a million

Notes to the Consolidated Financial Statements (Continued)

for the year ended 30 September 2022

(Currency: Indian rupees millions)

48.6 Related party transactions (Continued)

Description	2022					2021				
	Ultimate Holding Company	Fellow Subsidiaries	Fellow Associates	Key managerial personnel	Others	Ultimate Holding Company	Fellow Subsidiaries	Fellow Associates	Key managerial personnel	Others
Investment in Associate										
- Sunsole Renewables Pvt. Ltd.	-	-	-	14	-	-	-	-	-	-
Remuneration **										
- Mr. Sunil Mathur										
Short term employee benefits	-	-	-	157	-	-	-	-	174	-
Post-employment benefits	-	-	-	6	-	-	-	-	6	-
Share based payments	-	-	-	16	-	-	-	-	65	-
- Dr. Daniel Spindler										
Short term employee benefits	-	-	-	57	-	-	-	-	59	-
Share based payments	-	-	-	11	-	-	-	-	13	-
- Mr. Ketan Thaker										
Short term employee benefits	-	-	-	10	-	-	-	-	7	-
Post-employment benefits	-	-	-	*	-	-	-	-	*	-
Share based payments	-	-	-	*	-	-	-	-	4	-
- Others	-	-	-	4	-	-	-	-	3	-
Payment to Trusts										
- Siemens India Ltd. Indian Staff Provident Fund	-	-	-	-	475	-	-	-	-	443
- Siemens India Ltd. Gratuity Fund	-	-	-	-	260	-	-	-	-	407
- Sitting fees to Independent Directors/ Non-executive Directors	-	-	-	3	-	-	-	-	3	-
- Commission to Independent Directors/ Non-executive Directors	-	-	-	11	-	-	-	-	10	-
Loans / Inter Corporate Deposits given										
- Siemens Financial Services Pvt. Ltd.	-	7,030	-	-	-	-	3,810	-	-	-
- Siemens Factoring Pvt. Ltd.	-	2,150	-	-	-	-	710	-	-	-
- Siemens Technology and Services Pvt. Ltd.	-	270	-	-	-	-	200	-	-	-
Repayment of Loans / Inter corporate deposits given										
- Siemens Financial Services Pvt. Ltd.	-	8,440	-	-	-	-	3,110	-	-	-
- Siemens Factoring Pvt. Ltd.	-	1,760	-	-	-	-	1,030	-	-	-
- Siemens Technology and Services Pvt. Ltd.	-	270	-	-	-	-	200	-	-	-
Loan Taken										
- Siemens Factoring Pvt. Ltd.	-	-	-	-	-	-	10	-	-	-
Loan Repaid										
- Siemens Factoring Pvt. Ltd.	-	6	-	-	-	-	4	-	-	-
Factoring of trade receivables ***										
- Siemens Financial Services Pvt. Ltd.	-	257	-	-	-	-	192	-	-	-

* denotes figures less than a million

** Remuneration does not include the provisions made for gratuity, leave and upon medical benefits, as they are determined on an actuarial basis for the company as a whole. Remuneration in the form of stock awards are included only upon vesting.

*** The Company has entered into factoring arrangement for certain trade receivables on a non recourse basis. Collections arising of the said arrangement amounting to ₹ 257 (2021: ₹ 192) have been adjusted.

48.6 Related party transactions (Continued)

Description	2022					2021				
	Ultimate Holding Company	Fellow Subsidiaries	Fellow Associates	Key managerial personnel	Others	Ultimate Holding Company	Fellow Subsidiaries	Fellow Associates	Key managerial personnel	Others
Outstanding Balances										
Receivables										
- Siemens AG	571	-	-	-	-	334	-	-	-	-
- Siemens Large Drives India Pvt. Ltd.	-	234	-	-	-	-	-	-	-	-
- Siemens Mobility GmbH	-	88	-	-	-	-	14	-	-	-
- Siemens Technology and Services Pvt. Ltd.	-	67	-	-	-	-	73	-	-	-
- Siemens W.L.L.	-	1	-	-	-	-	55	-	-	-
- Siemens Energy Global GmbH & Co. KG	-	-	1,048	-	-	-	-	676	-	-
- Others	-	322	2,436	-	-	-	330	1,550	-	-
Payables										
- Siemens AG	5,934	-	-	-	-	6,679	-	-	-	-
- Siemens Mobility GmbH	-	502	-	-	-	-	380	-	-	-
- Siemens Schweiz AG, Smart Infrastructure, Global Headquarters	-	237	-	-	-	-	278	-	-	-
- Siemens Energy Global GmbH & Co. KG	-	-	1,296	-	-	-	-	1,242	-	-
- Siemens Energy Industrial Turbomachinery India Pvt. Ltd.	-	-	459	-	-	-	-	194	-	-
- Siemens Energy Industrial Turbomachinery Ltd.	-	-	322	-	-	-	-	101	-	-
- Siemens Energy, Inc.	-	-	297	-	-	-	-	412	-	-
- Others	-	1,557	563	-	-	-	1,568	675	-	-
Loans / Inter corporate deposits to related parties										
- Siemens Financial Services Pvt. Ltd.	-	5,990	-	-	-	-	7,400	-	-	-
- Siemens Factoring Pvt. Ltd.	-	1,070	-	-	-	-	680	-	-	-
Loan Payable										
- Siemens Factoring Pvt. Ltd.	-	-	-	-	-	-	6	-	-	-
Interest receivable on inter corporate deposits										
- Siemens Financial Services Pvt. Ltd.	-	48	-	-	-	-	53	-	-	-
- Siemens Factoring Pvt. Ltd.	-	2	-	-	-	-	3	-	-	-
Remuneration payable **										
- Mr. Sunil Mathur	-	-	-	75	-	-	-	-	118	-
- Dr. Daniel Spindler	-	-	-	25	-	-	-	-	35	-
- Mr. Ketan Thaker	-	-	-	2	-	-	-	-	2	-

** Remuneration does not include the provisions made for gratuity, leave and upon medical benefits, as they are determined on an actuarial basis for the company as a whole. Remuneration in the form of stock awards are included only upon vesting.

All transactions entered into with related parties defined under the Companies Act, 2013 during the financial year, were on arm's length pricing basis.

The above transactions are including discontinued operations.

Notes to the Consolidated Financial Statements (Continued)

for the year ended 30 September 2022

(Currency: Indian rupees millions)

49 Disclosure pursuant to Accounting Standard - IND AS 19 'Employee Benefits' :

(i) Defined Contribution Plans

Amount of ₹ 199 (2021: ₹266) is recognised as an expense and included in "Employee benefits expense" (refer note 38) in the Statement of Profit and Loss. The said amount is excluding of amounts recognised by discontinued operation.

(ii) Defined Benefit Plans

a) Amounts for the current period are as follows :

	Gratuity		Pension		Medical		Retirement Gift	
	Sept 2022	Sept 2021	Sept 2022	Sept 2021	Sept 2022	Sept 2021	Sept 2022	Sept 2021
I) Change in defined benefit obligation								
Liability at the beginning of the year	3,271	2,828	281	259	1,738	1,756	87	108
Addition due to acquisition (refer note 57)	-	208	-	-	-	1	-	*
Expenses recognised in profit and loss account:								
- Interest cost	215	195	18	16	118	117	6	7
- Current service cost	281	267	-	-	69	102	7	10
Recognised in Other Comprehensive Income	-	-	-	-	-	-	-	-
Divestiture (credit) / cost	(120)	-	-	-	(40)	-	(4)	-
Remeasurement (gains) /losses	-	-	-	-	-	-	-	-
Actuarial (gain) /loss arising from:								
i) Change in demographic assumptions	0	(78)	-	23	0	38	(0)	(29)
ii) Change in financial assumptions	91	4	(9)	(3)	35	(57)	4	*
iii) Experience variance	(72)	49	2	22	(396)	(142)	(1)	(2)
Benefits paid:								
Disbursements from Plan Assets	(225)	(20)	-	-	-	-	-	-
Disbursements directly paid by the employer	(26)	(178)	(34)	(36)	(61)	(71)	(5)	(6)
Less : Transferred to discontinued operation	-	(4)	-	-	-	(6)	-	(1)
Liability at the end of the year	3,415	3,271	258	281	1,463	1,738	94	87

II) Fair value of plan assets								
Fair value of plan assets at the beginning of the year	3,309	2,486	-	-	-	-	-	-
Addition due to acquisition (refer note 57)	-	62	-	-	-	-	-	-
Expenses recognised in profit and loss Account:								
- Return on plan assets	231	186	-	-	-	-	-	-
Remeasurement gains /(losses)	-	-	-	-	-	-	-	-
- Actuarial gain /(loss) on plan assets	(347)	191	-	-	-	-	-	-
Contributions	299	407	-	-	-	-	-	-
Benefits paid	(249)	(19)	-	-	-	-	-	-
Less : Acquisition/Divestiture	(121)	(4)	-	-	-	-	-	-
Fair value of plan assets at the end of the year	3,122	3,309	-	-	-	-	-	-

III) Actual return on plan assets								
Return on plan assets	231	186	-	-	-	-	-	-
Actuarial gain /(loss) on plan assets	(347)	191	-	-	-	-	-	-
Actual return on plan assets	(116)	377	-	-	-	-	-	-

* denotes figures less than a million

49 Disclosure pursuant to Accounting Standard - IND AS 19 'Employee Benefits' : (Continued)

	Gratuity		Pension		Medical		Retirement Gift	
	Sept 2022	Sept 2021	Sept 2022	Sept 2021	Sept 2022	Sept 2021	Sept 2022	Sept 2021
IV Amount recognised in the balance sheet								
Defined benefit obligation at the end of the year	3,415	3,271	258	281	1,463	1,738	94	87
Fair value of plan assets at the end of the year	3,122	3,309	-	-	-	-	-	-
(Surplus)/ Deficit	293	(38)	258	281	1,463	1,738	94	87
Effect Of Asset Ceiling	-	-	-	-	-	-	-	-
Current portion of surplus**	109	(209)	35	35	57	67	4	2
Non Current portion of deficit	184	171	223	246	1,406	1,671	90	85

** Surplus represents prepaid contribution towards fund

V.a Expenses recognised in the Statement of Profit and Loss								
Net Interest Expense	(15)	9	18	16	118	117	6	7
Current service cost	281	267	-	-	69	102	7	10
Expense recognised in Statement of Profit and Loss	266	276	18	16	187	219	13	17

V.b Included in other comprehensive income								
Return on plan assets excluding net interest	347	(191)	-	-	-	-	-	-
Net actuarial (gain) / loss recognised	19	(24)	(7)	41	(361)	(161)	3	(32)
Actuarial (Gain)/ Loss recognised in OCI	366	(215)	(7)	41	(361)	(161)	3	(32)

VI Actuarial Assumptions								
Discount Rate	7.2 / 7.61%	5.90 / 6.92%	7.61%	6.92%	7.61%	6.92%	7.61%	6.92%
Attrition rate:								
up to 30 years	9% / 22%	9% / 20%	-	-	9.00%	9.00%	9.00%	9.00%
31-50 years	6% / 10%	6% / 10%	-	-	6.00%	6.00%	6.00%	6.00%
above 50 years	4% / 10%	4% / 10%	-	-	4% - 6%	4% - 6%	4.00%	4% - 6%
Salary Escalation / Pension increase rate / Medical cost increase rate	8% / 9%	6% - 10% for current year 6% - 8% for future year	5.00%	5.00%	6.00%	5.00%	9.00%	10% for current year 8% for future year

VII Sensitivity								
Change in Liability for 0.5% decrease in discount rate	147	143	7	8	123	147	5	5
Change in Liability for 0.5% increase in discount rate	(137)	(133)	(6)	(7)	(109)	(130)	(4)	(4)
Change in Liability for 0.5% decrease in salary/ medical inflation rate	(137)	(132)	(6)	(7)	(93)	(113)	(4)	(4)
Change in Liability for 0.5% increase in salary/ medical inflation rate	145	140	6	7	106	127	5	5

Notes to the Consolidated Financial Statements (Continued)

for the year ended 30 September 2022

(Currency: Indian rupees millions)

49 Disclosure pursuant to Accounting Standard - IND AS 19 'Employee Benefits' : (Continued)

	Gratuity		Pension		Medical		Retirement Gift	
	Sept 2022	Sept 2021	Sept 2022	Sept 2021	Sept 2022	Sept 2021	Sept 2022	Sept 2021
VIII Maturity Profile of Defined Benefit Obligation (Undiscounted amount)								
Year 1	274	34	36	36	59	69	4	2
Year 2	280	31	13	35	62	72	4	6
Year 3	322	32	36	34	65	76	5	5
Year 4	334	36	35	33	68	80	5	5
Year 5	397	35	33	32	72	83	8	6
Years 6 to 10	2,539	163	139	134	452	510	65	56
IX Weighted Average Duration of Defined Benefit Obligation								
Duration (Years)	10.20	9.00	7.00	6.60	9.00	6.60	9.00	10.50

- b) The sensitivity analysis above have been determined based on a method that extrapolates the impact on defined benefit obligations a result of reasonable changes in key assumptions occurring at the end of the reporting year 2021-22 and the method of assumption used in preparing sensitivity analysis did not change compared to previous year.
- c) The fund formed by the Group manages the investments of the Gratuity fund. Expected rate of return on investments is determined based on the assessment made by the Group at the beginning of the year on the return expected on its existing portfolio, along with the estimated incremental investments to be made during the year. Yield on portfolio is calculated based on a suitable mark-up over the benchmark Government securities of similar maturities. The Group expects to contribute ₹ 274 (2021: ₹ 290) to gratuity fund in 2022-23.
- The investment strategy in respect of its funded plans is implemented within the framework of the applicable statutory requirements. Each year, the Board of Trustees reviews the level of funding in the gratuity plan. Such a review includes the asset liability matching strategy and investment risk management policy. This includes employing the use of annuities and longevity swaps to manage the risks. The Board of Trustees decides its contribution based on the results of this annual review. Generally it aims to have a portfolio mix of equity instruments and debt instruments to minimise the risk exposed to investment.
- d) The estimates of future salary increases, considered in actuarial valuation, take in to account inflation, seniority, promotion and other relevant factors, such as supply and demand in the employment market.
- e) The Group has contributed ₹ 535 (2021: ₹ 634) towards provident fund during the year ended 30 September 2021. The said amount is excluding of amounts recognised by discontinued operation. The Guidance note issued by the Institute of Actuaries of India states that benefits involving employer established provident funds, which require interest shortfalls to be recompensed are to be considered as defined benefit plans. The Actuary has accordingly provided a valuation and based on the assumptions provided below there is shortfall as at 30 September 2022.

The details of the fund and plan asset position as at 30 September are as follows:

	As at 30 September	
	2022	2021
Present value of benefit obligation at year end	15,506	15,202
Fair value of plan assets at year end	15,452	15,534
Shortfall / (Surplus)	54	(332)
Effect due to Asset Ceiling	(54)	332

Assumptions used in determining the present value obligation of the interest rate guarantee under the Deterministic Approach:

	As at 30 September	
	2022	2021
Government of India securities (GOI) bond yield	7.61%	6.92%
Remaining term of maturity (in years)	9.00	9.00
Expected guaranteed interest rate	8.10%	8.50%

49 Disclosure pursuant to Accounting Standard - IND AS 19 'Employee Benefits' : (Continued)

(iii) General descriptions of significant defined plans

I Gratuity Plan

Gratuity is payable to all eligible employees of the Group on superannuation, death and permanent disablement, in terms of the provisions of the Payment of Gratuity Act, 1972 or as per the Group's Scheme whichever is more beneficial. Under the act, employee who has completed five years of service is entitled to the benefit. The level of benefits provided depends on the members length of service and salary at retirement age.

II Medical

Post retirement medical benefit is paid to the retired employees and their spouse till their survival and after their death, benefits are available to the employee's spouse. It consists of 3 components, which is health insurance, Domiciliary medical allowance and Group support in case the expenses incurred are more than the health insurance coverage subject to the ceiling limit as per the grades.

III Pension

Pension is paid to management cadre employees of the Group, who retired before March 1998. Pension is paid on monthly basis. In case of death in retirement, 100 percent pension is paid to the spouse for first six months and then 60 percent thereafter.

IV Retirement Gift

Retirement gift is paid, as a token of appreciation to the permanent employees who are separating on their retirement from the Company.

(iv) Broad category of Fair value of plan assets & as a percentage of total plan assets of the Gratuity plan

Particulars (Unquoted)	2022		2021	
	Amount	%	Amount	%
Equity Instruments	48	1.54%	106	3.20%
Debt Instruments	2,997	96.02%	3,144	95.03%
Insurance assets	77	2.46%	59	1.77%
Total Plan Assets	3,122	100%	3,309	100%

50 Earnings per share:

	Sept 2022	Sept 2021
Weighted average number of equity shares outstanding during the year	356,120,255	356,120,255
Profit after tax from continuing operations	12,619	10,298
Basic and diluted earnings per share from continuing operations	35.44	28.92
Profit after tax from discontinued operations	2,811	590
Basic and diluted earnings per share from discontinued operations	7.89	1.65
Total Profit for the year	15,429	10,888
Basic and diluted earnings per share from total operations	43.33	30.57

Notes to the Consolidated Financial Statements (Continued)

for the year ended 30 September 2022

(Currency: Indian rupees millions)

51 Details of dues to Micro, Small and Medium Enterprises as defined under the MSMED Act, 2006

The Group has amounts due to suppliers under MSMED as at 30 September. The disclosure pursuant to the said Act is as under:

	Sept 2022	Sept 2021
Principal amount due to suppliers under MSMED Act.	2,207	1,761
Interest accrued and due to suppliers under Section 16 of MSMED Act, 2006 on the above amount, unpaid.#	*	*
Payment made to suppliers (other than interest) beyond the appointed day during the year.	3,097	662
Interest due and payable towards suppliers under MSMED Act towards payments already made.	106	126
Interest accrued and remaining unpaid at the end of the accounting year.	153	177

The information has been given in respect of such vendors to the extent they could be identified as 'micro and small enterprises' on the basis of information available with the Group.

Interest accrued is considered due upon claim from vendors.

* denotes figures less than a million

52 Share-based payment transactions

Share matching plan (SMP) and Siemens Stock Awards (SSA) at Siemens Ltd are classified as cash-settled transactions. The employees of the Group are eligible for the Ultimate Holding Company's share awards, i.e. SMP and SSA. Under SMP the employee may invest a specified part of their compensation in the Ultimate Holding Company's shares and at the end of 3 years (vesting period) employee gets one free share for every three shares purchased.

Under SSA, the Company grants stock awards of the Ultimate Holding Company's shares to the Chief Executive Officer, Chief Financial Officer, members of senior management and other eligible employees. The vesting period is 4 years, after which the beneficiary gets certain number of shares which is tied to the performance of the employee in case of CEO Special Allocation scheme and performance of Ultimate Holding Company in case of Performance Oriented Siemens Stock Awards.

At the end of each reporting period, the Group recognises the fair value of the liability and the expense at each reporting period at the market price of the Ultimate Holding Company's share.

Details of liabilities arising from the share-based payment transactions are as follows:

	Sept 2022	Sept 2021
Other current financial liabilities	234	208
Other non-current financial liabilities	487	660
Total carrying amount of the liabilities	721	868

Effect of Share-based payment transaction on the profit and loss, shown under the head Employee benefit expense is ₹ 93 (2021: ₹ 578)

53 Derivative Instruments

a) Forward Contracts and Option contracts

The Group uses forward contracts and options to mitigate its risks associated with foreign currency fluctuations having underlying transaction and relating to firm commitments or highly probable forecast transactions. The Group does not enter into any forward and options contracts which are intended for trading or speculative purposes.

The forward exchange and options contracts are fair valued at each reporting date with the resultant gains/ losses thereon being recorded in Statement of Profit and Loss.

53 Derivative Instruments (Continued)

The details of forward contracts outstanding at the year end are as follows:-

Currency	Buy			Sell		
	Number of contracts	Amount	Indian rupees equivalent	Number of contracts	Amount	Indian rupees equivalent
US Dollar						
30 Sept 2022	185	92	7,487	257	200	16,305
30 Sept 2021	211	75	5,559	326	181	13,452
Euro						
30 Sept 2022	381	323	25,739	276	161	12,861
30 Sept 2021	437	229	19,681	286	124	10,637
Qatari Riyal						
30 Sept 2022	3	2	35	1	4	83
30 Sept 2021	3	3	58	1	8	152
Pound Sterling						
30 Sept 2022	18	8	730	3	5	453
30 Sept 2021	16	8	780	5	2	210
Swedish Krona						
30 Sept 2022	8	11	80	6	16	114
30 Sept 2021	7	19	162	1	2	19
Chinese Yuan						
30 Sept 2022	38	130	1,490	1	*	4
30 Sept 2021	50	83	957	1	*	4

* denotes figures less than a million

b) Significant unhedged exposures in various foreign currencies as at the year end:

Payables

	Foreign currency		Indian rupees	
	Sept 2022	Sept 2021	Sept 2022	Sept 2021
Bangladesh Taka	169	142	136	124
Sri Lankan Rupee	378	410	84	153
Singapore Dollar	2	1	85	63

Receivables and bank balances

	Foreign currency		Indian rupees	
	Sept 2022	Sept 2021	Sept 2022	Sept 2021
Bangladesh Taka	281	234	235	203
Sri Lankan Rupee	511	490	124	182
Nepalese Rupee	48	64	30	40
Euro	1	44	44	12
United States Dollar	1	1	99	100

Notes to the Consolidated Financial Statements (Continued)

for the year ended 30 September 2022

(Currency: Indian rupees millions)

53 Derivative Instruments (Continued)

The forward contracts have been converted in Indian rupees, at the spot rates, as at 30 September to facilitate reading purposes only.

The Group has a policy of hedging its foreign currency exposure on a net basis.

c) Commodity Contracts

The Group uses Commodity Future Contracts to hedge against fluctuation in commodity prices. The following are outstanding future contracts entered into by the Group as at the year end:

Year	Commodity	Number of Contracts	Buy / Sell
Sept 2022	Copper	1,981	Buy
	Aluminium	406	Buy
	Aluminium	1	Sell
	Silver	92	Buy
Sept 2021	Copper	1,593	Buy
	Aluminium	271	Buy
	Silver	132	Buy

Note: Each contract of copper is of 2,500 kg, Aluminium is of 5,000 kg and silver is of 30 kg.

54 Capital management

For the purpose of the Group's capital management, equity includes equity share capital and all other equity reserves attributable to the equity holders of the Group. The Group manages its capital to optimise returns to the shareholders and makes adjustments to it in light of changes in economic conditions or its business requirements. The Group's objectives are to safeguard continuity, maintain a strong credit rating and healthy capital ratios in order to support its business and provide adequate return to shareholders through continuing growth and maximise the shareholders value. The Group funds its operations through internal accruals. The management and the Board of Directors monitor the return on capital as well as the level of dividends to shareholders.

55 Financial instruments

A) Accounting classifications and Fair values

i) Category-wise classification for applicable financial assets:

Particulars	Notes	Carrying value / Fair value	
		Sept 2022	Sept 2021
I. Measured at fair value through Profit or Loss (FVTPL):			
(a) Derivative contracts not designated as cash flow hedges	10 & 18	768	501
Total I		768	501
II. Measured at amortised cost:			
(a) Trade Receivables	8 & 14	39,194	37,715
(b) Loans	9 & 17	7,113	8,185
(c) Cash and cash equivalents and other bank balances	15 & 16	65,841	51,591
(d) Other assets (excluding derivative contracts)	10 & 18	2,190	4,088
Total II		114,338	101,579
III. Measured at fair value through Other Comprehensive Income (FVTOCI):			
(a) Derivative contracts designated as cash flow hedges	18	414	57
Total III		414	57
Total (I+II+III)		115,520	102,137

55 Financial instruments (Continued)

ii) Category-wise classification for applicable financial liabilities:

Particulars	Notes	Carrying value / Fair value	
		Sept 2022	Sept 2021
I. Measured at fair value through Profit or Loss (FVTPL):			
(a) Derivative contracts not designated as cash flow hedges	25 & 30	1,299	591
(b) Liabilities related to share based payments	25 & 30	722	868
(c) Lease liabilities		1,821	2,178
Total I		3,842	3,637
II. Measured at amortised cost:			
(a) Trade payables	24 & 29	40,427	37,103
(b) Other liabilities (excluding derivative contracts)	25 & 30	6,214	5,518
Total II		46,641	42,621
III. Measured at fair value through Other Comprehensive Income (FVTOCI):			
(a) Derivative contracts designated as cash flow hedges	30	273	75
Total III		273	75
Total (I+II+III)		50,756	46,333

The carrying amounts of financial instruments such as cash and cash equivalents, other bank balances, short term loans, trade receivables, trade payables, current security deposits and other current financial assets and liabilities (except derivative financial instrument those being measured at fair value through other comprehensive income) are considered to be same as their fair values due to their short term nature.

B) Fair Value Hierarchy

The following table provides fair value measurement hierarchy of financial instruments as referred in note (A) above:

Quantitative disclosures fair value measurement hierarchy as at 30 September 2022:

	Level 1	Level 2	Level 3	Total
Assets at Fair value:				
i) Fair values through profit and loss				
(a) Derivative contracts not designated as cash flow hedges	-	768	-	768
ii) Fair value through Other Comprehensive Income				
(a) Derivative contracts designated as cash flow hedges	-	414	-	414
Liabilities at Fair value:				
i) Fair values through profit and loss				
(a) Derivative contracts not designated as cash flow hedges	-	1,299	-	1,299
(b) Liabilities related to share based payments	-	722	-	722
ii) Fair value through Other Comprehensive Income				
(a) Derivative contracts designated as cash flow hedges	-	273	-	273

Notes to the Consolidated Financial Statements (*Continued*) for the year ended 30 September 2022 (Currency: Indian rupees millions)

55 Financial instruments (*Continued*)

Quantitative disclosures fair value measurement hierarchy as at 30 September 2021:

	Level 1	Level 2	Level 3	Total
Assets at Fair value:				
i) Fair values through profit and loss				
(a) Derivative contracts not designated as cash flow hedges	-	501	-	501
ii) Fair value through Other Comprehensive Income				
(a) Derivative contracts designated as cash flow hedges	-	57	-	57
Liabilities at Fair value:				
i) Fair values through profit and loss				
(a) Derivative contracts not designated as cash flow hedges	-	591	-	591
(b) Liabilities related to share based payments	-	868	-	868
ii) Fair value through Other Comprehensive Income				
(a) Derivative contracts designated as cash flow hedges	-	75	-	75

The Group enters into foreign exchange forward contracts, which are valued using valuation techniques that employs the use of market observable inputs.

There have been no transfers between Level 1 and Level 2 during the period.

56 Financial Risk Management

The Holding Company's principal financial liabilities comprise of trade payable, security deposits and other financial liabilities. The Holding Company's principal financial assets include trade and other receivables, cash and cash equivalents and other financial assets that arise from its operations. The Holding Company also enters into hedging transactions to cover foreign exchange exposure risk.

The Holding Company's operating business is exposed to market risk, credit risk and liquidity risk. In order to optimize the allocation of the financial resources across the segments, as well as to achieve its aims, the Holding Company identifies, analyses and manages the associated market risks. The Holding Company seeks to manage and control these risks primarily through its regular operating activities and uses derivative financial instruments when deemed appropriate. All derivative activities for risk management purposes are carried out by teams that have the appropriate skills, experience and supervision. The Holding Company has a Risk Management Committee, which ensures that the Holding Company's financial risk taking activities are governed by appropriate policies and procedures and that financial risks are identified, measured and mitigated in accordance with the Holding Company's policies and overall risk appetite.

A Market risk

Market risk is the risk that the fair value of future cash flows of a financial instrument will fluctuate because of changes in market prices. Market risk comprises of currency rate risk and interest rate risk. Financial instrument affected by market risks includes deposits, derivative financial instruments, trade receivables, trade payables and other financials assets.

Foreign Currency risk

Foreign currency risk is the risk that the fair value or future cash flows of a financial instrument will fluctuate because of changes on foreign exchange rate. The Company operates internationally and transacts in several currencies and has foreign currency trade receivables and trade payables. Hence, the Company is exposed to foreign exchange risk. The Company holds derivative financial instruments such as foreign exchange forward and option contracts to mitigate the risk of changes in exchange rates on foreign currency exposures.

56 Financial Risk Management (Continued)

Foreign currency sensitivity

The following table demonstrate the sensitivity to a reasonably possible change in major currencies like US Dollar and Euro with all other variables held constant. The impact on the Company's profit before tax is due to changes in the fair value of monetary assets and liabilities including foreign currency derivatives. The Company's exposure to foreign currency changes for all other currencies is not material.

Particulars	Effect on profit before tax		Effect on equity (net of tax)		
	Sept 2022	Sept 2021	Sept 2022	Sept 2021	
US Dollar	+ 5%	305	536	24	*
	- 5%	(305)	(536)	(24)	*
Euro	+ 5%	560	133	13	*
	- 5%	(560)	(133)	(13)	*

* denotes figures less than a million

Interest rate risk

Interest rate risk is the risk that the fair value or future cash flows of a financial instrument will fluctuate because of changes in market interest rates. Consequently, could have unforeseen impact on Group's cost of borrowing or returns thus impacting the profit and loss.

The Group does not have any borrowings. Surplus funds are invested in deposits at fixed interest rates. The tenure of the deposits is managed to match with the liquidity profile of the Group.

B Credit risk

Credit risk is defined as an unexpected loss in financial instruments if the contractual partner is failing to discharge its obligations in full and on time. The Group is exposed to credit risk from its operating and financing activities like trade receivables, deposits with banks, foreign exchange transactions and other financial instruments.

Receivables

The major exposure to credit risk at the reporting date is primarily from receivables comprising of trade and project unbilled receivables (net).

Credit risk on receivables is limited due to the Group's large and diverse customer base which includes public sector enterprises, state owned companies and private corporates. The effective monitoring and controlling of credit risk through credit evaluations and ratings is a core competency of the Group's risk management system.

For receivables, as a practical expedient, the Group computes expected credit loss allowance based on a provision matrix. The provision matrix is prepared based on historically observed default rates over the expected life of trade receivables and is adjusted for forward-looking estimates.

The maximum exposure to credit risk at the reporting date is the carrying value of each class of financial assets. The ECL is calculated on rating and default probability percentage arrived from the historic default trend. In order to determine the default probability percentage, a simple average of customer wise specific allowances or actual bad debts incurred in succeeding year (derived rates) (whichever is higher) for the preceding three years is considered as a percentage of gross receivables positions for each grading i.e. rating and division of each customer as at reporting date.

The reconciliation of ECL is as follows:

	Sept 2022	Sept 2021
Balance at the beginning of the year	2,199	1,880
Loss allowance based on ECL	110	319
Balance at the year end	2,309	2,199

Notes to the Consolidated Financial Statements (Continued)

for the year ended 30 September 2022

(Currency: Indian rupees millions)

56 Financial Risk Management (Continued)

Other financial assets

Credit risk from cash and cash equivalents, term deposits and derivative financial instruments is managed by the Group's treasury department in accordance with the Group's policy. Investments of surplus funds, temporarily, are made only with approved counter parties and within credit limits assigned to each counterparty. The maximum exposure to credit risk at the reporting date is the carrying value of each class of financial assets.

C Liquidity risk

The Group's principal sources of liquidity are cash and cash equivalents and the cash flow that is generated from operations. The Group regularly monitors the rolling forecasts and actual cash flows, to ensure it has sufficient funds to meet the operational needs.

The table below summarise the maturity profile of the Group's financial liabilities based on contractually agreed undiscounted cash flows:

Particulars	Notes	Total	Payable within 1 year	More than 1 year
As at 30 Sept 2022				
Trade Payables	24 & 29	40,427	40,400	27
Derivative contracts	25 & 30	1,572	1,362	210
Other financial liabilities	25 & 30	6,935	6,406	529
		48,934	48,168	766
Lease liabilities		2,114	740	1,374
		51,048	48,908	2,140
As at 30 Sept 2021				
Trade Payables	24 & 29	37,103	36,715	388
Derivative contracts	25 & 30	666	590	76
Other financial liabilities	25 & 30	6,387	3,685	2,702
		44,156	40,990	3,166
Lease liabilities		2,548	748	1,800
		46,704	41,738	4,966

57 Business Combination

Summary of acquisition

On 1 March 2021, Siemens Limited (The Holding Company) acquired 99.22% equity share capital of C&S Electric Ltd. from its promoters for a consideration of ₹ 21,588 million, on cash free/debt free basis on terms and conditions that are mutually agreed between the parties to the transaction. From the aforesaid consideration, ₹ 2,000 million is currently retained as a holdback for a period of 2 years from the date of acquisition. The acquisition addresses rising demand for low-voltage power distribution in India and apart from gaining access to the Indian market, the acquisition is also aimed at creating an export hub. Goodwill is primarily attributable to overall synergies from future expected economic benefits, including enhanced revenue growth from expanded capabilities and geographic presence. Goodwill is not available for tax deductible purposes.

The fair value of assets and liabilities acquired have been determined in accordance with IND AS 103 'Business Combinations'. The purchase price has been allocated to the assets acquired and liabilities assumed based on the estimated fair values at the date of acquisition. The excess of the purchase price over the fair value of the net assets acquired has been allocated to goodwill. The Group has completed the purchase price allocation during the quarter ended 31 March 2022. Impact of subsequent changes in the sale share consideration post measurement period which has been accounted in the Statement of Profit and Loss for the year ended 30 September 2022 amounts to ₹ 227 million.

57 Business Combination (Continued)

During the year, the Group has recognised acquisition related cost of ₹ Nil (2021: ₹ 36 million) included in Legal and Professional Fees. The results of operations of C&S Electric Ltd. included in the Consolidated financial statements for the year ended 30 September 2022 comprises revenue from operations of ₹12,198 million (2021: ₹ 5,960 million) and net profit of ₹ 163 million (2021 ₹ 77 million).

If the acquisition had occurred at the beginning of the previous year, Group's revenue from operations and net profit for the year ended 30 September 2021 would have been ₹ 140,648 million and ₹ 10,959 million respectively. In view of the acquisition being made effective 1 March 2021, the amounts in the Profit and loss account and Cash Flow Statement for the corresponding period are not comparable to the current year amounts.

The assets and liabilities recognized as a result of the acquisition as at 1 March 2021 are as follows:

(₹ in millions)				
Assets acquired	Notes	Provisional amount as at acquisition date	Measurement period adjustments	Fair value post completion of measurement period
Non current				
Property, plant and equipment	(i)	1,600	169	1,770
Right-of-Use assets	(ii)	191	976	1,167
Capital work-in-progress		36	-	36
Other intangible assets	(iii)	15	6,817	6,833
Intangible assets under development		11	-	11
Financial assets		39	-	39
Deferred tax assets (net)	(iv)	-	254	254
Income tax assets (net)	(iv)	42	9	51
Other non-current assets		63	(1)	62
Current assets				
Inventories	(v)	2,035	11	2,046
Financial assets	(vi)	5,717	(440)	5,277
Other current assets		253	(4)	249
Current tax assets (net)	(iv)	1	(1)	-
Total Assets acquired		10,004	7,791	17,795
Liabilities assumed				
Non - current liabilities				
Financial liabilities		331	17	348
Deferred tax liabilities (net)	(iv)	9	1,995	2,004
Long term provisions		194	2	196
Current liabilities				
Financial liabilities		4,141	196	4,337
Other current liabilities		436	-	436
Short term provisions	(vii)	17	642	659
Current tax Liabilities (net)	(vii)	-	176	176
Total liabilities assumed		5,127	3,028	8,155
Net identifiable assets acquired		4,877	4,763	9,640

Notes to the Consolidated Financial Statements (Continued)

for the year ended 30 September 2022

(Currency: Indian rupees millions)

57 Business Combination (Continued)

- (i) Measurement period adjustment related to Property, plant and equipment are on account of physical verification and fair valuation.
- (ii) Measurement period adjustment related to ROU is on account of fair valuation.
- (iii) Measurement period adjustment related to intangible assets pertains to fair valuation of Technology, customer relationships, trademark and Order backlog.
- (iv) Measurement period adjustment related to the tax impacts of the above measurement period adjustments.
- (v) Measurement period adjustment related to the Inventories is on account of fair value determination resulting in a fair value step-up.
- (vi) Measurement period adjustment related to the Financial assets are on account of fair value determination. The gross contractual amounts of financial assets is ₹ 5,717 million, of which ₹ 507 million was expected to be uncollectible at the date of acquisition.
- (vii) Measurement period adjustment related to short term provisions and current tax liabilities are on account of contingent liabilities pertaining to tax compliances, open litigation cases and customer related risk.

Calculation of Goodwill

Particulars	(₹ in millions)	
	Sept 2022	Sept 2021
Consideration transferred	21,637	21,588
Less : Purchase price adjustment	-	(18)
Less : Net identifiable asset acquired	9,640	10,200
Add : Non-controlling Interest	75	80
Goodwill	12,072	11,450

Based on the partial goodwill method, Goodwill attributable to the non-controlling interest is not part of the recognized goodwill.

The fair values of the assets acquired and liabilities assumed were determined using the income and cost approaches. In many cases, the determination of the fair values required estimates about discount rates, future expected cash flows and other future events that are judgmental and subject to change. Intangible assets consisting of customer relationships, technology, and trademark are valued using the multi-period excess earnings method ("MEEM"), or the relief from royalty ("RFR") method, both of which are forms of the income approach. A cost and market approach has been applied, as appropriate, for Property, plant and equipment (including land) and inventory.

Customer relationship and Order backlog intangible assets are valued using the MEEM method. The MEEM-approach calculates the cash flows based on a detailed forecast of cash inflows and cash outflows that, in general, are derived from projected financial information. The Group has identified non-compete agreements as intangible assets, however no additional value has been allocated.

Technology is valued using the RfR method. The RfR-method assumes that the intangible asset has a fair value based on royalty income attributable to it. This royalty income represents the cost savings of the owner of the asset – the owner does not have to pay royalties to a third party for the license to use the intangible asset.

The fair value of leased land and owned buildings has been determined by external appraiser reports. Technical machinery and equipment are valued using depreciated replacement cost approach. The new replacement costs are calculated by adjusting the original cost of a machine for inflation between its original in-service date and the valuation date based on an inflation index for India. Net book value is considered as fair value for furniture, office equipment, prepayments and construction in progress.

The technique used to arrive at fair value for inventories depends on the inventory's stage of development in the production cycle. For raw materials, replacement cost approach based on current market prices applied. The fair value of finished goods and WIP is measured based on the estimated selling price less the sum of remaining costs to complete, costs of disposal, and a reasonable profit on those costs. An adjustment has been made for WIP and finished goods related to orders in the systems business that are assumed to be loss-making due to increased raw materials prices subsequent to order intake. The provision for inventory quantity risk based on the inventories depletion span has been excluded from inventories net book value for valuation purposes.

57 Business Combination (Continued)

The amounts allocated to intangible assets are as follows:

Nature of Asset	Gross Carrying Amount	Useful life (years)
Technology	1,360	10.00
Customer Relationships:		
-Product Business	4,233	12.00
-System Business	571	7.00
Trademark	356	10.00
Order Backlog-Product	107	0.58
Order Backlog-Systems	190	1.58
Total	6,817	

58 Goodwill

(a) Goodwill acquired from business combination

Particulars	Sept 2022	Sept 2021
Siemens Rail Automation Pvt. Ltd.	282	282
C&S Electric Ltd.	12,072	12,072
Total	12,354	12,354

(b) Impairment testing of Goodwill

Goodwill of ₹ 12,072 million from acquisition during the year in business combination relates to Cash Generating Unit (CGUs) of C&S Electric Ltd. (subsidiary). Goodwill is primarily attributable to overall synergies from future expected economic benefits, including enhanced revenue growth from expanded capabilities and geographic presence.

Goodwill is not amortized, instead, it is tested for impairment annually or more frequently if indicators of impairment exist. The recoverable amount of a CGU is determined based on value-in-use which require the use of certain assumptions. The estimated value-in-use of the CGUs are based on future cash flows assuming a terminal annual growth rate between 4% - 4.5% for the period subsequent to the forecast period of 7 years which consider the operating and macroeconomic environment in which the entity operates.

The Group has used a weighted average capital cost (WACC), with a discount factor which reflects the time of the cash flows and the anticipated risks. The discount rates are in the range of 12% to 13%.

Key assumptions include revenue and cost synergies over the forecast period. Synergies from the acquisition are mainly expected from broader regional coverage of the sales network, cross-selling opportunities into our existing customer base and from expanded integrated service offerings. Cost synergies comprises of improvement in the administrative and in procurement activities.

An analysis of the sensitivity of the change in key parameters mainly WACC and terminal annual growth rate based on probable assumptions, did not result in any probable scenario in which the recoverable amount would decrease below the carrying amount.

Notes to the Consolidated Financial Statements (Continued)

for the year ended 30 September 2022

(Currency: Indian rupees millions)

59 Discontinued operations

- a) On 1 July 2022, the Holding Company divested its Large Drives Applications (LDA) business (Portfolio Companies Segment) as a going concern on a slump sale basis to Siemens Large Drives India Pvt. Ltd. (a subsidiary of Siemens Large Drives GmbH, which in turn is a subsidiary of Siemens AG), for a cash consideration of ₹ 4,400 million. The gain on the sale transaction is ₹ 3,559 million for the year ended 30 September 2022. The tax expense on this transaction is ₹ 853 million (including write-off of deferred tax assets of ₹ 49 million) for the year ended 30 September 2022.
- b) On 1 January 2021, the Holding Company divested its Mechanical Drives (MD) business as a going concern on a slump sale basis to Flender Drives Pvt. Ltd. for a final consideration of ₹ 3,759 million (after adjusting the consideration of ₹ 4,400 million for changes in net current assets and capital expenditure as per the terms and conditions agreed between the parties). The gain on the sale transaction is ₹ 487 million for the year ended 30 September 2021. The tax expense on this transaction is ₹ 362 million (including write-off of deferred tax assets of ₹ 302 million) for the year ended 30 September 2021.

Revenue, expenses and net cash flows relating to discontinued operations is as follows:

	Sept 2022	Sept 2021
Income		
Revenue from operations	4,243	5,821
Other Income	-	1
Total income	<u>4,243</u>	<u>5,822</u>
Expenses		
Cost of materials consumed	-	994
Purchases of stock-in-trade	2,396	2,441
Decrease/(increase) in inventories of finished goods, work-in-progress and traded goods	(113)	(219)
Project bought outs and other direct costs	956	934
Employee benefits expense (refer note 62)	429	652
Finance costs	8	1
Depreciation and amortisation expense (refer note 62)	23	32
Other expenses (refer note 62)	403	364
Total expenses	<u>4,102</u>	<u>5,199</u>
Profit before tax	<u>141</u>	<u>623</u>
Gain from sale of discontinued operations	3,559	487
Tax credit/(expense)	(889)	(520)
Profit after tax	<u>2,811</u>	<u>590</u>
Net cash used in operating activities	634	1,078
Net cash used in investing activities	(128)	209
Net cash used in financing activities	(1)	(4)

- 60 During the year, the Holding Company has executed a Power Purchase Agreement and entered into a Share Subscription and Shareholders Agreement for the subscription of 26% of the paid-up equity share capital of Sunsole Renewables Pvt. Ltd. (Sunsole). On 28 February 2022, Sunsole has allotted 26% of its paid-up equity share capital to the Holding Company as first tranche allotment for a consideration of ₹ 2.7 million and ₹ 11.4 million as second tranche allotment on 5 August 2022. The Holding Company has accounted for the investment as per Equity Method under IND AS 28 'Investments in Associates and Joint Ventures'. The share of loss of the associate for the year ended 30 September 2022 is not material to the Group.

Information required for Consolidated Financial Statements pursuant to Schedule III of The Companies Act, 2013

Name of the entity	30 September 2022						30 September 2021										
	Net Assets		Share in Profit and Loss		Share in Other Comprehensive income		Share in Total Comprehensive income		Net Assets		Share in Profit and Loss		Share in Other Comprehensive income		Share in Total Comprehensive income		
	%	Amount	%	Amount	%	Amount	%	Amount	%	Amount	%	Amount	%	Amount	%	Amount	
Parent																	
Siemens Ltd.	95.60%	115,959	96.24%	15,308	138.99%	59	96.36%	15,367	95.41%	103,437	96.99%	11,030	100.01%	271	97.06%	11,301	
Subsidiaries																	
Siemens Rail Automation Pvt. Ltd.	0.73%	885	2.73%	434	-0.16%	*	2.72%	434	0.66%	716	2.33%	265	0.74%	2	2.29%	267	
C&S Electric Ltd.	3.61%	4,370	1.02%	163	-38.82%	(17)	0.92%	146	3.86%	4,181	0.67%	77	-0.74%	(2)	0.64%	75	
Non-controlling interest in subsidiary	0.06%	76	0.01%	1	-0.01%	*	0.01%	1	0.07%	75	0.01%	1	-0.01%	*	0.01%	1	
Associate																	
Sunsole Renewable Pvt. Ltd.	-	-	-	*	-	*	-	*	-	-	-	-	-	-	-	-	-
Sub total		121,290		15,906		42		15,948		108,409		11,373		271		11,644	
Inter Company Elimination & Consolidation Adjustments	(5,112)	(476)					(476)		(4,859)		(485)					(485)	
GRAND TOTAL	100%	116,178	100%	15,430	100%	42	100%	15,472	100%	103,550	100%	10,888	100%	271	100%	11,159	

* denotes figures less than a million

Net Assets and Share of Profit and Loss reported in the above table have been considered from the respective audited financial statements after making necessary changes for consolidation adjustments having impact on the consolidated net assets and net profits.

During the previous year, the operations for the year ended 30 September 2021 were impacted due to the second wave of COVID-19. The expenses incurred during shutdown and partial shutdown in respect of factories and project sites for continuing operations and discontinued operations were as under:

	Continuing Operations		Discontinued Operations	
	Sept 2022	Sept 2021	Sept 2022	Sept 2021
i) Employee benefits expense	-	164	-	7
ii) Depreciation and amortization expense	-	23	-	2
iii) Other expenses	-	64	-	2
	-	251	-	11

Notes to the Consolidated Financial Statements (Continued)

for the year ended 30 September 2022

(Currency: Indian rupees millions)

63 Asset held for sale pertains to Land & building to be sold from Investment properties.

64 Relationship with Struck off Companies:

Sr. No.	Name of Company	Nature of transactions	Transactions during the year ended		Balance outstanding as at		Relationship
			Sept 2022	Sept 2021	Sept 2022	Sept 2021	
1	Indo Electricals Ltd.	Supply of product	*	*	*	-	Vendor

*denotes figures less than a million

65 Other Notes:

- i) The Group & associate does not have any Benami property, where any proceeding has been initiated or pending against the Company for holding any Benami property.
- ii) The Group & associate does not have any charges or satisfaction which is yet to be registered with ROC beyond the statutory period.
- iii) The Group & associate has not traded or invested in Crypto currency or Virtual Currency during the financial year.
- iv) The Group & associate has not advanced or loaned or invested funds to any other person(s) or entity(ies), including foreign entities (Intermediaries) with the understanding that the Intermediary shall:
 - (a) directly or indirectly lend or invest in other persons or entities identified in any manner whatsoever by or on behalf of the Group (Ultimate Beneficiaries) or
 - (b) provide any guarantee, security or the like to or on behalf of the Ultimate Beneficiaries.
- v) The Group & associate has not received any fund from any person(s) or entity(ies), including foreign entities (Funding Party) with the understanding (whether recorded in writing or otherwise) that the Group shall:
 - (a) directly or indirectly lend or invest in other persons or entities identified in any manner whatsoever by or on behalf of the Funding Party (Ultimate Beneficiaries) or
 - (b) provide any guarantee, security or the like on behalf of the Ultimate Beneficiaries.
- vi) The Group & associate does not have any such transaction which is not recorded in the books of accounts that has been surrendered or disclosed as income during the year in the tax assessments under the Income Tax Act, 1961.
- vii) The Group & associate is in compliance with the number of layers prescribed under clause (87) of section 2 of the Companies Act, 2013, read with Companies (restriction on number of layers) Rules, 2017.

66 Previous period figures have been regrouped / reclassified wherever necessary, to conform to current period classification.

As per our report of even date

For B S R & Co. LLP

Chartered Accountants

ICAI Firm Registration Number:- 101248W/W-100022

Farhad Bamji

Partner

Membership No: 105234

New Delhi

Date: 22 November 2022

For and on behalf of the Board of Directors of Siemens Limited

Deepak S.Parekh

Chairman

DIN: 00009078

Mehernosh B. Kapadia

Director and Chairman

of Audit Committee

DIN: 00046612

New Delhi

Date: 22 November 2022

Sunil Mathur

Managing Director

and Chief Executive

Officer

DIN: 02261944

Daniel Spindler

Executive Director and

Chief Financial Officer

DIN: 08533833

Ketan Thaker

Company Secretary

ACS No:16250

Siemens Limited

CIN : L28920MH1957PLC010839

Registered Office: Birla Aurora, Level 21, Plot No. 1080, Dr. Annie Besant Road, Worli, Mumbai – 400030

Phone: +91 22 6251 7000; **Fax:** +91 22 22 2436 2403 **Website:** www.siemens.co.in

E-mail: Corporate-Secretariat.in@siemens.com

Dear Member(s),

Sub.: Green Initiative - Electronic mode of service of documents

The Ministry of Corporate Affairs (“MCA”) has allowed paperless compliances by companies through electronic mode by providing the same under the Companies Act, 2013 and rules framed thereunder. The Members can receive various notices and correspondences including Annual Reports i.e. Audited Financial Statements, Directors’ Report, Auditors’ Report, etc., through electronic mode (e-mail). The initiative taken by the MCA is a welcome move for the society at large, as this will reduce paper consumption to a great extent, ensure prompt receipt of communication and avoid loss of document in postal transit.

We are sure that you will whole-heartedly support this initiative for a greener environment and co-operate with the Company to make it a success. We therefore request you to fill up the E-communication Registration Form below, for registering your e-mail ID as under:

- i) In respect of shares held in physical form, to the Registrar and Share Transfer Agent (“RTA”), TSR Consultants Private Limited at csg-unit@tcplindia.co.in, or to the Company at Corporate-Secretariat.in@siemens.com; and
- ii) In respect of shares held in demat (electronic) mode, to your respective Depository Participant(s).

Please note that the E-Communication Registration Form should be signed by the sole / first named Member as per the specimen signature recorded with the RTA. Even after registering for E-communication, the Members are entitled to receive such communication in physical form, upon request. These documents will also be available on the Company’s website www.siemens.co.in for your ready reference under the Investor Relations section.

Let’s be part of this ‘Green Initiative’.

Thanking You, Yours faithfully,

For **Siemens Limited**

Ketan Thaker

Company Secretary



E-COMMUNICATION REGISTRATION FORM

TSR Consultants Private Limited

Unit: Siemens Limited

C-101 247 Park, L.B.S Marg,

Vikhroli (West), Mumbai – 400 083

Folio no. / DP ID & Client ID : _____

Name of sole / first named Member : _____

Name of Joint Holder(s) : _____

E-mail ID address (to be registered) : _____


Phone number (alongwith STD Code) / Mobile no. : _____

(in case the shares are held in physical form)

Date: _____

Signature of the Member: _____


Note: Members holding shares in demat mode are requested to register their e-mail ID with their respective Depository Participant (“DP”). Members are requested to keep DP / RTA / Company informed as and when there is any change in the e-mail address. Unless the e-mail ID given above is changed by you by sending another communication in writing / e-mail, the Company will continue to send the documents to you on the above mentioned e-mail ID.



Siemens Xcelerator, open digital business platform, was launched in India. It is a curated portfolio of software, IoT-enabled hardware and digital services following key design principles of interoperability, flexibility, openness and 'as-a-service'. It can help accelerate digital transformation and value creation for customers of all sizes in industry, buildings, grids and mobility. It's goal is to accelerate digital transformation and value creation for customers of all sizes in industry, buildings, grids and mobility.



Siemens Limited, as part of a Consortium, is providing project management, turnkey electrification, signaling, communications and depot works (equipment) for Pune Metro Rail Line 3.



Siemens Limited provided automation & wireless networking solutions along with cutting-edge digital technologies (including IoT, data analytics, Plant Simulation, and MindSphere) to increase productivity, save energy & cost, and reduce emissions & carbon footprint for MG Motor India.



There is an increasing demand of industrial decarbonization solutions for waste heat recovery such as heat pumps, highly-efficient steam turbines and plant performance optimization.



Tata Power Delhi Distribution Limited signed a Memorandum of Understanding with Siemens Limited for capacity building training in Power Distribution sector.


Siemens Limited

CIN: L28920MH1957PLC010839

Birla Aurora, Level 21, Plot No. 1080,
Dr. Annie Besant Road, Worli, Mumbai – 400030
Toll-Free Helpline: 1800 209 1800
Website: <http://www.siemens.co.in>
Facebook: www.facebook.com/SiemensPayItForward
Twitter: www.twitter.com/siemensindia

Business Responsibility and Sustainability Report

FY 2022



Our Purpose

Technology to Transform the Everyday

Key figures



9,672
Employees



₹150 billion
Revenue

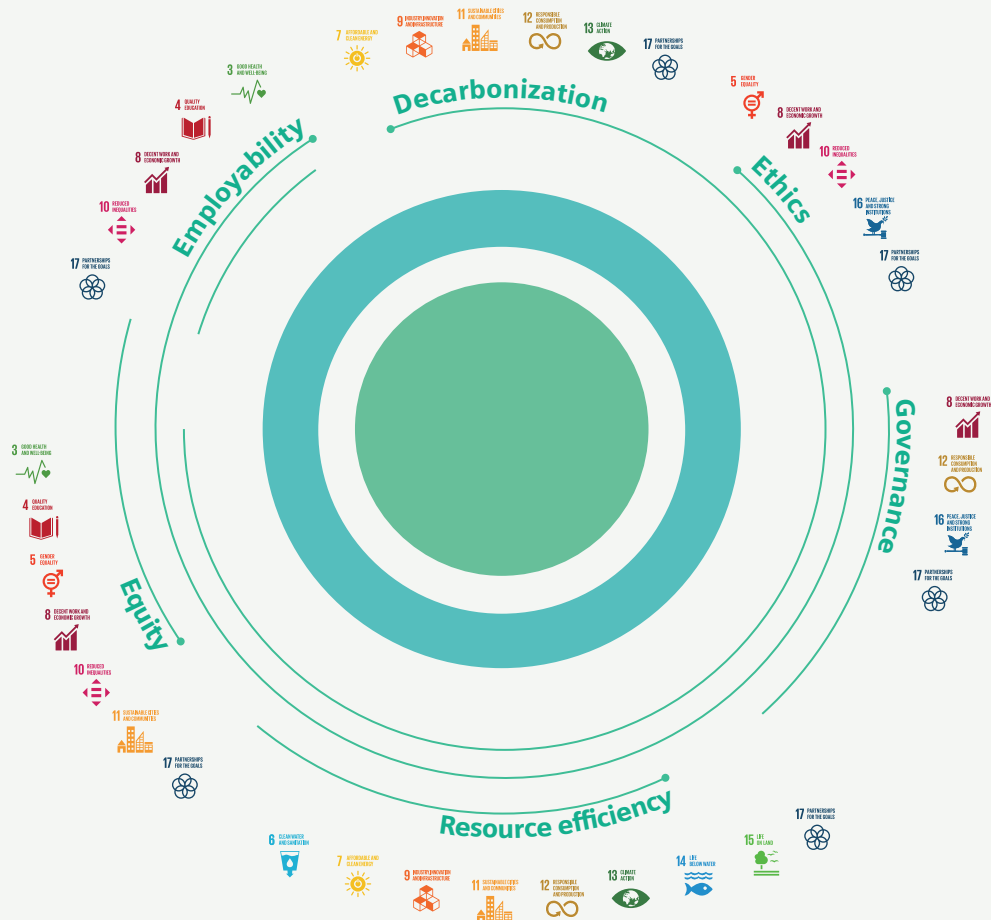


18,346
Gigajoules of renewable energy



83.5%
Suppliers underwent ESG assessment

Allocation of the SDG goals to Siemens sustainability framework DEGREE



| Foreword

Dear Readers,

The world continues to change rapidly across multiple dimensions. We see megatrends such as climate change, glocalization, digitalization, demographic change, and urbanization requiring us to reassess established ways of doing things. At the same time, global unrest and disruptions may distract from tackling these megatrends with the required focus. We firmly believe that the answer to creating a sustainable future is technology. As an innovation leader focused on combining the real and the digital world, we are uniquely positioned to find solutions to these challenges and help drive the transformational needs of our times.

Sustainability is at the heart of what we do at Siemens. We are a technology company with a portfolio designed to drive the digital and sustainable transformation of industry, infrastructure, energy and transportation. Through technology with purpose, we enable our customers and partners to accelerate their sustainable transformation and maximize contribution to planetary health.

The Business Responsibility and Sustainability Report (BRSR) paves the way for companies in India towards greater ESG disclosures, while generating a positive impact on the established ways for doing business. Within the BRSR, we are disclosing not only the essential 'own performance' but also the performance of our 'value chain' across the leadership indicators of the BRSR. This is possible because we are committed to sustainability. This commitment is reflected in our [DEGREE framework](#) - a 360 degree view of Siemens ESG priorities. DEGREE is based on six fields of action that drive sustainability – **D**ecarbonization, **E**thics, **G**overnance, **R**esource efficiency, **E**quity, **E**mployability. We are committed to decarbonization across our value chain. At Siemens, ethical business is non-negotiable. We have strong governance mechanisms in place and expect our partners to do business responsibly. We are conscious of the fact that resources on the planet are finite therefore we want to accelerate recycling and circular economy. Finally, it is people that make all the difference. We are very invested in our people and strive to ensure we have a diverse, equitable and resilient workforce to deliver on the challenges ahead of us.

This is the decade of action and we are confident that through our people and partnerships we can multiply the impact of our solutions and pave way to a more resilient future: This is the time to step up and act.

Sunil Mathur

Dr. Daniel Spindler

SECTION A

General Disclosures

I. Details of the listed entity

- 1. Corporate Identity Number (CIN) of the Company L28920MH1957PLC010839
- 2. Name of the Listed Entity Siemens Limited
- 3. Year of incorporation 1957
- 4. Registered office address Birla Aurora, Level 21, Plot No.1080, Dr. Annie Besant Road, Worli, Mumbai - 400030
- 5. Corporate address Birla Aurora, Level 21, Plot No.1080, Dr. Annie Besant Road, Worli, Mumbai - 400030
- 6. Email communication.in@siemens.com
- 7. Telephone 1800 209 1800
- 8. Website www.siemens.co.in
- 9. Financial year for which reporting is being done 1st October 2021- 30th September 2022
- 10. Name of the Stock Exchange(s) where shares are listed BSE Limited and National Stock Exchange of India Limited
- 11. Paid-up Capital ₹ 712 million
- 12. Name and contact details (telephone, email address) of the person who may be contacted in case of any queries on the BRSR report Ashwin Nair
Head of Strategy & Sustainability
Phone: 1800 209 1800
ashwin.nair@siemens.com
- 13. Reporting boundary - Are the disclosures under this report made on a standalone basis (i.e. only for the entity) or on a consolidated basis (i.e. for the entity and all the entities which form a part of its consolidated financial statements, taken together).

The disclosures under this report are for Siemens Limited on a standalone basis.

II. Products/services

14. Details of business activities (accounting for 90% of the turnover):

S. No.	Description of Main Activity	Description of Business Activity	% of Turnover of the entity
1	Manufacturing	Electrical equipment, General Purpose and Special purpose Machinery & equipment, Transport equipment	91%

15. Products/Services sold by the entity (accounting for 90% of the entity's Turnover):

S. No.	Product/Service	NIC Code	% of total Turnover contributed
1	Manufacture of electric motors, generators, transformers and electricity distribution and control apparatus	271	51%
2	Manufacture of other electrical equipment	279	19%
3	Manufacture of general-purpose machinery	281	13%
4	Repair of fabricated metal products, machinery and equipment	331	8%

III. Operations

16. Number of locations where plants and/or operations/offices of the Company are situated:

Location	Number of plants	Number of offices	Total
National	19	15	34
International	0	4	4

17. Markets served by the entity:

a. Number of locations

Locations	Number
National (No. of States)	28 States and 7 Union Territories
International (No. of Countries)	5

b. What is the contribution of exports as a percentage of the total turnover of the entity?

18%

c. A brief on types of customers

Siemens Limited caters to both public and private sector customers in discrete and process industries like Aerospace and Defence, Automotive, Chemicals and Petrochemicals, Data Centres, Food & Beverages, Water Treatment, Mining & Cement, Intralogistics, Oil & Gas, Pharmaceuticals, Ports, Power Utilities, Railways, Renewables and Transportation.

IV. Employees

18. Details as at the end of Financial Year:

a. Employees and workers (including differently abled):

S. No.	Particulars	Total (A)	Male		Female	
			No. (B)	% (B / A)	No. (C)	% (C / A)
EMPLOYEES						
1	Permanent (D)	6,799	5,998	88%	801	12%
2	Other than Permanent (E)	1,598	1,520	95%	78	5%
3	Total (D + E)	8,397	7,518	90%	879	10%
WORKERS						
4	Permanent (F)	1,275	1,259	99%	16	1%
5	Other than Permanent (G)	0	0	0%	0	0%
6	Total (F + G)	1,275	1,259	99%	16	1%

b. Differently abled employees and workers:

S. No.	Particulars	Total (A)	Male		Female	
			No. (B)	% (B / A)	No. (C)	% (C / A)
EMPLOYEES						
1	Permanent (D)	9	9	100%	0	0%
2	Other than Permanent (E)	0	0	0%	0	0%
3	Total (D + E)	9	9	100%	0	0%
WORKERS						
4	Permanent (F)	4	4	100%	0	0%
5	Other than Permanent (G)	0	0	0%	0	0%
6	Total (F + G)	4	4	100%	0	0%

19. Participation/Inclusion/Representation of women:

	Total (A)	No. and percentage of Females	
		No. (B)	% (B / A)
Board of Directors	9	1	11%
Key Management Personnel	3	0	0%

20. Turnover rate for permanent employees and workers

(Disclose trends for the past 3 years)

	FY 2022			FY 2021			FY 2020		
	Male	Female	Total	Male	Female	Total	Male	Female	Total
Permanent Employees	9.8%	14.5%	10.4%	6.3%	9.6%	6.7%	5.3%	8.5%	5.6%
Permanent Workers	2.8%	2.6%	2.8%	2.2%	11.4%	2.4%	1.9%	4.1%	1.9%

V. Holding, Subsidiary and Associate Companies (including joint ventures)

21. a. Names of holding / subsidiary / associate companies / joint ventures

S. No.	Name of the holding / subsidiary / associate companies / joint ventures (A)	Indicate whether holding/ Subsidiary/ Associate/ Joint Venture	% of shares held by listed entity	Does the entity indicated at column A, participate in the Business Responsibility initiatives of the listed entity? (Yes/ No)
1	Siemens AG	Holding Company	47.70 % through Siemens International Holding B.V. 24% through Siemens Gas and Power Holding B.V. 3.30% through Siemens Metals Technologies	Yes
2	Siemens Rail Automation Private Limited	Subsidiary	100	Yes
3	C&S Electric Limited	Subsidiary	99.22	No, C&S Electric have their own Business Responsibility initiatives
4	Sunsole Renewables Private Limited	Associate	26	No

b. Do any other entity/entities (e.g. suppliers, distributors etc.) that the Company does business with, participate in the BR initiatives of the Company? If yes, then indicate the percentage of such entity/entities? [Less than 30%, 30-60%, More than 60%]

Yes, 100%. All Suppliers of the Company are required to mandatorily adhere to the Siemens Group "Code of Conduct for Siemens Suppliers and Third-Party Intermediaries".

VI. CSR Details

22. (i) Whether CSR is applicable as per section 135 of Companies Act, 2013: (Yes/No)

Yes, CSR is applicable to Siemens Limited.

	FY 2022
(ii) Turnover (₹ in million)	₹ 150,124
(iii) Net worth (₹ in million)	₹ 115,271

VII. Transparency and Disclosures Compliances

23. Complaints/Grievances on any of the principles (Principles 1 to 9) under the National Guidelines on Responsible Business Conduct:

Stakeholder group from whom complaint is received	Grievance Redressal Mechanism in Place (Yes/No) (If Yes, then provide web link for grievance redress policy)	FY 2022			FY 2021		
		Number of complaints filed during the year	Number of complaints pending resolution at close of year	Remarks	Number of complaints filed during the year	Number of complaints pending resolution at close of year	Remarks
Investors (other than shareholders)	www.scores.gov.in & Stock Exchanges	31	2		20	2	
Shareholders							
Employees and workers	Yes, internal mechanisms in place	20	4		0	0	
Customers	Yes, through toll free number and Email	1,105	90		1,205	24	
Communities	Yes, Complaints received from several stakeholders on "Tell Us" and the Ombudsperson and Siemens Limited web portal	31	5		22	4	
Value chain partners							
Others (pl specify)	https://new.siemens.com/global/en/Company/sustainability/compliance/reporting-channels.html						

24. Overview of the entity's material responsible business conduct issues.

Please indicate material responsible business conduct and sustainability issues pertaining to environmental and social matters that present a risk or an opportunity to your business, rationale for identifying the same, approach to adapt or mitigate the risk along-with its financial implications, as per the following format.

Siemens AG globally undertook the materiality assessment in FY 2020-21. The assessment was based on external frameworks such as the UN Global Compact and the Standards of the Global Reporting Initiative (GRI). The goal was to identify the key economic, ecological, and social topics for Siemens globally in accordance with the GRI Standards. To this end, relevant stakeholders were consulted, and the impact viewed from an outside-in perspective. Inside-out impact (double materiality) were also considered. The exercise enabled us to prioritize the relevant sustainability topics and the same is listed in the table below:

S. No.	Dimension	Material issue identified	Indicate whether risk or opportunity (R/O)	Rationale for identifying the risk / opportunity	In case of risk, approach to adapt or mitigate	Financial implications of the risk or opportunity (Indicate positive or negative implications)
1	Shared Value: Material issues where we can, through our business, pursue and scale solutions to meet significant systemic challenges for the benefit of society while creating opportunities for our business	Climate protection	Opportunity	Reducing greenhouse gas emissions, energy use and mitigating the effects of long-term changes in the Earth's climate and its physical impacts on business operations, communities and the natural environment. Advocacy and partnerships with others to reduce climate change impacts.	Siemens addresses these material issues through the DEGREE Framework. The details of the DEGREE Framework is available on the link https://new.siemens.com/global/en/Company/sustainability/sustainability-figures.html#!/siemens/en/our-degree-framework/	Positive
2		Sustainable product design and life-cycle management	Opportunity	Fostering a circular economy by addressing customer and societal demands for more sustainable products and services. Ensuring environmental responsibility in the product use phase. Meeting evolving regulations through product designing and lifecycle management.		Positive
3		Innovation and business model	Opportunity	Innovation management for developing sustainable products and solutions. Management of risks and opportunities associated with the incorporation of social, environmental, and political transitions into long-term business model development.		Positive
4		Partner management and collaboration	Opportunity	Fostering collaborations with partners across the Siemens ecosystem for driving the development of sustainable services and solutions.		Positive
5		Responsible economic performance	Opportunity	Company's ability and strategies to produce long-term economic growth by providing and investing in sustainable products and services.		Positive
6		Future of work	Opportunity	Becoming an employer of choice. Proactively shaping structural changes. E.g., business-relevant trainings, fair and forward-looking remuneration, flexible working models, and further benefits for promoting a productive, enjoyable and sustainable work.		Positive
7		Sustainable handling of natural resources and material efficiency	Opportunity	Company's management and reduction of the use of natural resources in production and consumption (e.g., the use of freshwater), also referred to as dematerialization.		Positive

S. No.	Dimension	Material issue identified	Indicate whether risk or opportunity (R/O)	Rationale for identifying the risk / opportunity	In case of risk, approach to adapt or mitigate	Financial implications of the risk or opportunity (Indicate positive or negative implications)
8	Responsibility: Material issues where we have a responsibility to mitigate significant potential negative impact on people, society or the environment and where do sustainability issues pose a potential for financial or reputational risk to our business	Social and ecological standards in the supply chain	Opportunity / Risk	Driving sustainability performance in the supply chain. Including minimum social and ecological standards for suppliers (e.g., protection of fundamental labor rights or environmental objectives and supplier management)		Positive / Negative
9		Cybersecurity and data management	Opportunity / Risk	Cyber and data security as risk and business opportunity for the benefit of all. Management of risks related to collection, retention and use of sensitive, confidential and/or proprietary customer or user data.		Positive / Negative
10		Employee health and safety	Risk	Company's ability to create and maintain a safe and healthy workplace that is free of injuries, fatalities and illness (both acute and chronic).		Negative
11		Diversity, equity & inclusion	Opportunity	Company's ability to ensure that it's culture and hiring and promotion practices foster the building of a diverse and inclusive workforce.		Positive
12		Customer safety and product quality	Opportunity / Risk	Management and minimization of issues unintended characteristics of products or services sold that may create health and safety risks to end-users.		Positive / Negative
13		Corporate governance and sustainability leadership	Opportunity / Risk	Siemens management follows clear rules, practices and processes. Our leadership takes responsibility for encouraging sustainability across the Siemens ecosystem.		Positive / Negative
14		ESG risk management	Opportunity / Risk	Management system for identification, prevention, minimization of potential ESG-risks.		Positive / Negative
15		Compliance management	Opportunity / Risk	Management system for ensuring, that the Company and its employees follow all laws, regulations, standards, and ethical practices that apply to the organization and industry.		Positive / Negative

SECTION B

Management and process disclosures

This section is aimed at helping businesses demonstrate the structures, policies and processes put in place towards adopting the NGRBC Principles and Core Elements.

Disclosure Questions		P1	P2	P3	P4	P5	P6	P7	P8	P9
Policy and management processes										
1.	a. Whether your entity’s policy/policies cover each principle and its core elements of the NGRBCs. (Yes / No)	Yes	Yes	Yes	Yes	Yes	Yes	Yes	Yes	Yes
	b. Has the policy been approved by the Board? (Yes/No)	Yes	Yes	Yes	Yes	Yes	Yes	Yes	Yes	Yes
	c. Web Link of the Policies, if available	Please refer to Annexure I								
2.	Whether the entity has translated the policy into procedures. (Yes / No)	Yes	Yes	Yes	Yes	Yes	Yes	Yes	Yes	Yes
3.	Do the enlisted policies extend to your value chain partners? (Yes/No)	Yes	Yes	Yes	Yes	Yes	Yes	NA	Yes	Yes
4.	Name of the national and international codes/certifications/labels/ standards (e.g. Forest Stewardship Council, Fairtrade, Rainforest Alliance, Trustea) standards (e.g. SA 8000, OHSAS, ISO, BIS) adopted by your Company and mapped to each principle	Siemens policies are in line with international standards and practices such as ISO 14001, 50001, ISO 45001, OHSAS 18001, UNGC Guidelines, UN Human Rights Declaration and European Human Rights Convention; UNFCCC - United Nations Framework Convention on Climate Change, CEO Water Mandate, CPLC (carbon), ILO Principles, OECD Guidelines for Multinational Enterprises, UN Convention against Corruption, IFRS as issued by the IASB.								
5.	Specific commitments, goals and targets set by the entity with defined timelines, if any.	The ESG commitments, goals and targets are set globally by Siemens AG. Siemens AG has developed the DEGREE Framework to address issues identified via the materiality assessment. The details of the DEGREE Framework is available on the link: https://new.siemens.com/global/en/Company/sustainability/sustainability-figures.html#!/siemens/en/our-degree-framework/ The targets against the various principles are the ones committed under the DEGREE Framework by Siemens AG. Siemens Limited adheres to the framework and contributes towards achievement of the DEGREE KPIs. The current performance against DEGREE Targets is also available at the link mentioned above.								
6.	Performance of the entity against the specific commitments, goals and targets along-with reasons in case the same are not met.									

Governance, Leadership and oversight

- 8. Details of the highest authority responsible for implementation and oversight of the Business Responsibility policy (ies)
Mr. Sunil Mathur
Managing Director and Chief Executive Officer
DIN: 02261944
- 9. Does the entity have a specified committee of the Board/ Director responsible for decision making on sustainability related issues? (Yes/No) If yes, provide details
The CEO & Managing Director and CFO & Executive Director are responsible for decisions on all sustainability related issues.
- 10. Details of Review of NGRBCs by the Company:

Subject for Review	Indicate whether review was undertaken by Director / Committee of the Board / Any other Committee									Frequency (Annually/ Half yearly/ Quarterly Any other – please specify)								
	P1	P2	P3	P4	P5	P6	P7	P8	P9	P1	P2	P3	P4	P5	P6	P7	P8	P9
Performance against above policies and follow up action					Yes									Annually				
Compliance with statutory requirements of relevance to the principles, and, rectification of any non-compliances					Yes									Quarterly				

11. Has the entity carried out independent assessment/ evaluation of the working of its policies by an external agency? (Yes/No) If yes, provide name of the agency. P1 P2 P3 P4 P5 P6 P7 P8 P9
No
12. If answer to question (1) above is “No” i.e. not all Principles are covered by a policy, reasons to be stated:
Not applicable.

SECTION C

Principle wise performance disclosure

This section is aimed at helping businesses demonstrate the structures, policies and processes put in place towards adopting the NGRBC Principles and Core Elements.

Principle 1: Businesses should conduct and govern themselves with integrity, in a manner that is Ethical, Transparent and Accountable.



Essential Indicators

1. Percentage coverage by training and awareness programmes on any of the Principles in the financial year:

Segment	Total number of training and awareness programmes held	Topics / principles covered under the training and its impact	% of persons in respective category covered by the awareness programmes
Board of Directors	1	The Board is familiarised of the principles of the NGRBC released by SEBI/MCA, and Siemens Business Conduct Guidelines (BCG). The Board periodically reviews the BCG.	100%
Key Managerial Personnel	1	100% employees and KMPs are required to undergo the Siemens Business Conduct Guidelines (BCG), Data Privacy, Cybersecurity, Anti-corruption and Antitrust essentials trainings once in three years.	11%
Employees other than BoD and KMPs	5		
Workers	1	Workers are required to undergo training on the Siemens Business Conduct Guidelines (BCG)	100%

2. Details of fines / penalties /punishment/ award/ compounding fees/ settlement amount paid in proceedings (by the entity or by directors / KMPs) with regulators/ law enforcement agencies / judicial institutions in the financial year, in the following format.

(Note: the entity shall make disclosures on the basis of materiality as specified in Regulation 30 of SEBI (Listing Obligations and Disclosure Obligations) Regulations, 2015 and as disclosed on the entity's website):

Monetary					
	NGRBC Principle	Name of the regulatory/ enforcement agencies/ judicial institutions	Amount (In ₹)	Brief of the case	Has an appeal been preferred? (Yes/No)
Penalty /Fine Settlement Compounding fee			NIL		
Non-Monetary					
	NGRBC Principle	Name of the regulatory/ enforcement agencies/ judicial institutions		Brief of the case	Has an appeal been preferred? (Yes/No)
Imprisonment Punishment			NIL		

3. Of the instances disclosed in Question 2 above, details of the Appeal/ Revision preferred in cases where monetary or non-monetary action has been appealed.

Case Details	Name of the regulatory/ enforcement agencies/ judicial institutions
NIL	Not Applicable

4. Does the entity have an anti-corruption or anti-bribery policy? If yes, provide details in brief and if available, provide a web-link to the policy.

Yes, Siemens has an anti-corruption and anti-bribery policy as part of its Business Conduct Guidelines (BCG). Responsible business conduct plays a vital role in the Company's aspiration to make ethical and responsible decisions in the interest of all stakeholders. The BCG lays the foundation of compliance management system at Siemens.

Details of Siemens Compliance system and the BCG are available at <https://new.siemens.com/global/en/Company/sustainability/compliance.html>

5. Number of Directors/KMPs/employees/workers against whom disciplinary action was taken by any law enforcement agency for the charges of bribery/ corruption:

	FY 2022	FY 2021
Directors	NIL	NIL
KMP	NIL	NIL
Employees	NIL	NIL
Workers	NIL	NIL

6. Details of complaints with regard to conflict of interest:

	FY 2022	FY 2021
Number of complaints received in relation to issues of Conflict of Interest of the Directors	NIL	NIL
Number of complaints received in relation to issues of Conflict of Interest of the KMPs	NIL	NIL

7. Provide details of any corrective action taken or underway on issues related to fines / penalties / action taken by regulators/ law enforcement agencies/ judicial institutions, on cases of corruption and conflicts of interest.

Not applicable.

Leadership Indicators

1. Awareness programmes conducted for value chain partners on any of the Principles during the financial year:

Total number of awareness programmes held	Topics / principles covered under the training	% of value chain partners covered (by value of business done with such partners) under the awareness programmes
1	P1, P2, P3, P4, P5, P6, P8, P9	100% of suppliers onboarded are covered through the Siemens Group Code of Conduct for Suppliers and Third Party Intermediaries.

2. Does the entity have processes in place to avoid/ manage conflict of interests involving members of the Board? (Yes/No) If Yes, provide details of the same.

Yes. In order to avoid/manage conflicts of interest, Siemens obtains a mandatory declaration from the members of its Board. The declaration ensures that the members of the Board are in compliance with the Siemens Business Conduct Guidelines.

Principle 2: Businesses should provide goods and services in a manner that is sustainable and safe



Essential Indicators

- Percentage of R&D and capital expenditure (capex) investments in specific technologies to improve the environmental and social impacts of product and processes to total R&D and capex investments made by the entity, respectively.

	FY 2022	FY 2021	Details of improvements in environmental and social impacts
R&D	-	-	R&D for improving environmental and social impacts of product is done by Siemens AG considering the global and local requirements.
Capex	-	-	

- Does the entity have procedures in place for sustainable sourcing? (Yes/No)**

Yes, Siemens requires all its suppliers to make a firm commitment to Siemens Group Code of Conduct for Suppliers and Third-Party Intermediaries.

Details are available at <https://new.siemens.com/global/en/Company/about/corporate-functions/supply-chain-management/sustainability-in-the-supply-chain/code-of-conduct.html>
 - If yes, what percentage of inputs were sourced sustainably?**

Siemens Group Code of Conduct for Suppliers and Third-Party Intermediaries is a prerequisite for the suppliers to do business with Siemens. Hence 100% sourcing is done sustainably.
- Describe the processes in place to safely reclaim your products for reusing, recycling and disposing at the end of life, for (a) Plastics (including packaging) (b) E-waste (c) Hazardous waste and (d) other waste.**

As a process to reclaim product Electrical and Electronic Waste (EEE) and plastic packaging for recycling the Extended Producer Responsibility (EPR) is applied. Producer Responsible Organizations (PROs) are nominated for the collection of e-waste and plastic waste from customer and waste/s are recycled. Hazardous waste is sent either for incineration or to authorised recyclers depending on their nature. For example, paint, oil/varnish-soaked cotton waste, oil-soaked saw dust, oil filters are incinerated whereas batteries (pencil cell & lead acid batteries), non-ferrous scrap (insulated copper wire/Copper with PVC sheathing), used oil, etc are recycled. Some waste such as grinding sludge, asbestos is labelled appropriately and sent for landfill.
- Whether Extended Producer Responsibility (EPR) is applicable to the entity's activities (Yes / No). If yes, whether the waste collection plan is in line with the Extended Producer Responsibility (EPR) plan submitted to Pollution Control Boards? If not, provide steps taken to address the same.**

The Extended Producer Responsibility (EPR) is applicable for electronic waste and plastic waste generated by the Company. The waste is collected by the nominated PRO (Producer Responsible Organization) from the customer. The quarterly returns and annual returns are filed to CPCB (Central Pollution Control Board).

The waste collection is in line with the targets specified by CPCB in the authorisation granted to Siemens Ltd. Targets set by CPCB for EPR are met and reported to CPCB.

Leadership Indicators

1. Has the entity conducted Life Cycle Perspective / Assessments (LCA) for any of its products (for manufacturing industry) or for its services (for service industry)? If yes, provide details in the following format?

NIC Code	Name of Product / Service	% of total Turnover contributed	Boundary for which the Life Cycle Perspective / Assessment was conducted	Whether conducted by independent external agency (Yes/No)	Results communicated in public domain (Yes/No) If yes, provide the web-link.
----------	---------------------------	---------------------------------	--	---	--

The entity has not conducted Life Cycle Assessments (LCA). However, LCAs are conducted at Siemens AG level. Details of the LCA are available in the Siemens Sustainability Report 2022. Please refer the link:

<https://new.siemens.com/global/en/Company/sustainability/sustainability-figures.html#DEGREE>

2. If there are any significant social or environmental concerns and/or risks arising from production or disposal of your products / services, as identified in the Life Cycle Perspective / Assessments (LCA) or through any other means, briefly describe the same along-with action taken to mitigate the same.

Name of Product / Service	Description of the risk / concern	Action Taken
Not applicable		

3. Percentage of recycled or reused input material to total material (by value) used in production (for manufacturing industry) or providing services (for service industry).

Indicate input material	Recycled or re-used input material to total material	
	FY 2022	FY 2021
Plastic for packaging	15% (HDPE, LDPE)	not available

4. Of the products and packaging reclaimed at end of life of products, amount (in metric tonnes) reused, recycled, and safely disposed, as per the following format:

	FY 2022			FY 2021		
	Reused	Recycled	Safely disposed	Reused	Recycled	Safely disposed
Plastics (including packaging)	10	296	0	41	258	0
E-waste	0	10	0	0	7	0
Hazardous waste	0	87	131	0	206	88
Other waste	0	2,867	65	0	1,032	2,234

5. Reclaimed products and their packaging materials (as percentage of products sold) for each product category.

Indicate product category	Reclaimed products and their packaging materials as % of total products sold in respective category
Plastic for packaging	61.4%

Principle 3: Businesses should respect and promote the well-being of all employees, including those in their value chains



Essential Indicators

1. a. Details of measures for the well-being of employees

Category	% of employees covered by										
	Total (A)	Health insurance		Accident insurance		Maternity benefits		Paternity Benefits		Day Care facilities	
		No. (B)	% (B / A)	No. (C)	% (C / A)	No. (D)	% (D / A)	No. (E)	% (E / A)	No. (F)	% (F / A)
I. Permanent Employees											
Male	5,998	5,998	100%	5,998	100%			5,998	100%	3,500	58%
Female	801	801	100%	801	100%	801	100%			573	72%
Total	6,799	6,799	100%	6,799	100%	801	100%	5,998	100%	4,073	60%
II. Other than Permanent Employees											
Male	1,520	1,519	99.9%	1,442	94.8%			1,145	75.3%	688	45.2%
Female	78	78	100%	74	94.8%	78	100%			33	42.3%
Total	1,598	1,597	99.9%	1,516	94.8%	78	4.7%	1,145	71.6%	721	45.1%

b. Details of measures for the well-being of workers:

Category	% of workers covered by										
	Total (A)	Health insurance		Accident insurance		Maternity benefits		Paternity Benefits		Day Care facilities	
		No. (B)	% (B / A)	No. (C)	% (C / A)	No. (D)	% (D / A)	No. (E)	% (E / A)	No. (F)	% (F / A)
I. Permanent Workers											
Male	1,259	1,259	100%	1,259	100%			1,259	100%	929	74%
Female	16	16	100%	16	100%	16	100%			16	100%
Total	1,275	1,275	100%	1,275	100%	16	100%	1,259	100%	945	74%
II. Other than Permanent Workers											
Male	0	NA		NA		NA		NA		NA	
Female	0	NA		NA		NA		NA		NA	
Total	0	NA		NA		NA		NA		NA	

2. Details of retirement benefits, for Current FY and Previous Financial Year.

Benefits	FY 2022			FY 2021		
	No. of employees covered as a % of total employees	No. of workers covered as a % of total workers	Deducted and deposited with the authority (Y/N/N.A.)	No. of employees covered as a % of total employees	No. of workers covered as a % of total workers	Deducted and deposited with the authority (Y/N/N.A.)
PF	100%	100%	Yes	100%	100%	Yes
Gratuity	100%	100%	Not Applicable	100%	100%	Not applicable
ESI	0.74%	1.8%	Yes	0.81%	0.47%	Yes

3. Accessibility of workplaces

Are the premises / offices of the entity accessible to differently abled employees and workers, as per the requirements of the Rights of Persons with Disabilities Act, 2016? If not, whether any steps are being taken by the entity in this regard.

Yes. Siemens has the necessary infrastructure in place to make the workplaces accessible to differently abled employees and visitors. Such infrastructural arrangements include without limitation, easily accessible sites and building entrances, easily operated doors, push/lever type wash basin fixtures, sufficient illuminated wide corridors and requisite signages.

4. Does the entity have an equal opportunity policy as per the Rights of Persons with Disabilities Act, 2016? If so, provide a web-link to the policy.

Yes. the Siemens Business Conduct Guidelines document declares the equal opportunity policy under the principle of 'Respect'. Siemens also undertakes the responsibility of 'working conditions' for its employees and workers. The principles of equal opportunity and equal treatment are guaranteed without regard to any disability. The Siemens Business Conduct Guidelines is available at <https://new.siemens.com/in/en/Company/investor-relations/business-ethics.html>

5. Return to work and Retention rates of permanent employees and workers that took parental leave-

	Permanent Employees		Permanent Workers	
	Return to work rate	Retention rate	Return to work rate	Retention rate
Male	99.46%	82.31%	100%	100%
Female	92.86%	100%	100%	100%
Total	98.99%	82.93%	100%	100%

6. Is there a mechanism available to receive and redress grievances for the following categories of employees and worker? If yes, give details of the mechanism in brief.

	Yes/No (If Yes, then give details of the mechanism in brief)
Permanent Workers	The Company has a grievance redressal mechanism in line with the statutory framework under Industrial Dispute Act, 1947 for grievance redressal mechanism for the permanent workers where workers or their representatives can raise their grievances in areas like wages, discrimination, child labour, human rights related issues etc.
Other than Permanent Workers	As far as employees are concerned, they can raise their grievances with their respective People and Organisation (P&O) Business Partner.
Permanent Employees	Alternatively, „Tell Us“ helpline and the Ombudsperson are channels for reporting and seeking redressal for violations of Siemens Business Conduct Guidelines including Human Rights for all stakeholders.
Other than Permanent Employees	

7. Membership of employees and worker in association(s) or Unions recognised by the listed entity:

Category	FY 2022			FY 2021		
	Total employees / workers in respective category (A)	No. of employees / workers in respective category, who are part of association(s) or Union (B)	% (B / A)	Total employees / workers in respective category (C)	No. of employees / workers in respective category, who are part of association(s) or Union (D)	% (D / C)
Total Permanent Employees	6,799	0	0%	7,049	0	0%
Male	5,998	0	0%	6,249	0	0%
Female	801	0	0%	800	0	0%
Total Permanent Workers	1,275	1,275	100%	1,264	1,264	100%
Male	1,259	1,259	100%	1,249	1,249	100%
Female	16	16	100%	15	15	100%

8. Details of training given to employees and workers:

	FY 2022					FY 2021				
	Total (A)	On Health and safety measures		On Skill upgradation		Total (D)	On Health and safety measures		On Skill upgradation	
		No. (B)	% (B / A)	No. (C)	% (C / A)		No. (E)	% (E / D)	No. (F)	% (F / D)
Employees										
Male	5,998	3,593	60%	5,904	98%	6,249	2,018	32%	5,923	95%
Female	801	379	47%	784	98%	800	206	26%	766	96%
Total	6,799	3,972	58%	6,688	98%	7,049	2,224	32%	6,689	95%
Workers										
Male	1,259	229	18%	490	39%	1,249	293	23%	252	20%
Female	16	8	50%	10	63%	15	3	20%	10	67%
Total	1,275	237	19%	500	39%	1,264	296	23%	262	21%

Skill Building Trainings are available to employees on the Siemens MyLearning World platform, which is accessible 24x7 and training can be self-paced. Other than these, SITRUST (Siemens Global Skill centre for Occupational Safety) conducts virtual and in-person trainings related to Electrical Safety, Occupational Safety and Manufacturing Safety at Siemens factories and project sites. The EHS Health Management team conducts awareness sessions and webinars on Physical wellbeing, Mental wellbeing and COVID 19.

The businesses also conducts function / role specific training for employees on an ongoing basis.

9. Details of performance and career development reviews of employees and worker

Category	FY 2022			FY 2021		
	Total (A)	No.(B)	% (B / A)	Total (C)	No. (D)	% (D / C)
Employees						
Male	5,998	5,998	100%	6,249	6,249	100%
Female	801	801	100%	800	800	100%
Total	6,799	6,799	100%	7,049	7,049	100%
Workers						
Male	1,259	1,259	100%	1,249	1,249	100%
Female	16	16	100%	15	15	100%
Total	1,275	1,275	100%	1,264	1,264	100%






10. Health and safety management system:

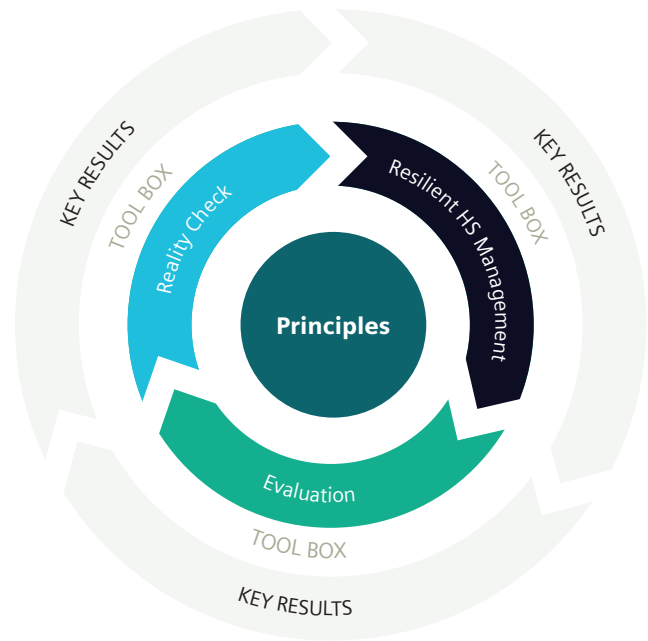
- a. **Whether an occupational health and safety management system has been implemented by the entity? (Yes/ No). If yes, the coverage such system?**

Yes, Siemens has implemented an occupational health and safety management system certifiable to ISO 45001. Maintaining, fostering, and improving the safety and well-being of employees is enshrined in the Company-wide risk management and control process.

A major milestone is the launch of the Healthy and Safe @ Siemens program. The program’s framework is enlarged to organisational resilience: It focuses not only on bodily health and integrity, but now also places more attention on mental health and psychological safety. This is intended to strengthen the sense of well-being and the resilience of the people and to support them in dealing with change.

Elements of Healthy and Safe @ Siemens

-  We care for our own and each other’s well-being.
-  We speak up and take part in making the workplace healthy and safe.
-  We are inclusive and invite a diverse range of views on health and safety.
-  We are engaged in learning and sharing how we can work better, safer, and healthier.
-  We prepare for and adapt well to changing circumstances.



b. What are the processes used to identify work-related hazards and assess risks on a routine and non-routine basis by the entity?

As part of implementation of ISO standard, procedures for Hazard Identification and Risk Assessment (HIRA) have been established and implemented within the business units. HIRA is conducted for routine and non-routine activities. Work related hazards are identified by people involved in the operations, EHS officers and contractor representatives (wherever applicable). The identified hazards are recorded and control measures are discussed and defined as per hierarchy of controls.

The CAPA (Corrective And Preventive Action) tracker is implemented to proactively identify safety risks in high risk activities and implement engineering controls to mitigate the risks. A Cross Functional Team reviews high risk activity and implements engineering controls, as feasible to mitigate risks. Focused trainings are conducted on "Behavioral Based Safety" (BBS) to promote awareness amongst third party and contractor employees to adopt safe work practices. The outcome from the CAPA tracker are reviewed every month with Business Management.

c. Whether you have processes for workers to report the work-related hazards and to remove themselves from such risks. (Y/N)

Yes, Siemens has established a robust system of reporting Unsafe Acts and Unsafe Conditions (UAUC), near misses and incident reporting. Workers are encouraged to report UAUC, near miss and incidents and to immediately remove themselves from such risks. UAUC are recorded in an EHS dashboard from project sites, factories and office locations. These are analysed as per Safety Essentials categories. Corrective and preventive actions are initiated to mitigate safety risks.

d. Do the employees/ worker of the entity have access to non-occupational medical and healthcare services? (Yes/ No)

Yes, Employees and workers of Siemens have access to non-occupational medical and healthcare services.

PHC (Preventive Health Check), COVID 19 vaccination and rehabilitation, Wellness programs are offered as part of non-occupational medical and healthcare services. Psychosocial Wellbeing programs are driven through an Employee Wellbeing Assistance Partner (EWAP).

11. Details of safety related incidents, in the following format:

Safety Incident/Number	Category	FY 2022	FY 2021
Lost Time Injury Frequency Rate (LTIFR) (per one million-person hours worked)	Employees	0.05	0
	Workers	0.22	0
Total recordable work-related injuries	Employees	6	8
	Workers	16	14
No. of fatalities	Employees	1	0
	Workers	0	0
High consequence work-related injury or ill-health (excluding fatalities)	Employees	0	0
	Workers	0	0

12. Describe the measures taken by the entity to ensure a safe and healthy work place.

The EHS management system has enabled businesses to mitigate EHS related risks and ensure providing safe and healthy workplace. Siemens has implemented "Zero Harm Culture" campaign to proactively ensure safe and healthy workplace. Various initiatives were taken under the campaign of Zero Harm Culture (ZHC) to mitigate safety risks and ensure well-being of employees. Siemens in India launched a campaign "Hamari Suraksha, Hamara Sankalp" in FY 2020-21 to ensure safe workplace and well-being of employees. A three pronged program called CAPA (Corrective And Preventive Action) tracker is implemented to proactively identify safety risks in high risk activities and implement engineering controls to mitigate the risks. It comprises a Cross Functional Team that reviews high risk activity and implement engineering controls, as feasible to mitigate risks. Focused trainings are conducted on "Behavioral Based Safety" (BBS) to promote awareness amongst third party and contractor employees to adopt safe work practices.

Structured programs have been established and implemented to fight COVID 19-19 pandemic and ensure business continuity. Restoration process was defined by COVID 19 task force, post lock-down in structured manner to ensure safe and healthy workplace and at the same time enabling business continuity.

- (i) Factories and Project sites were opened with minimum required manpower adhering to all COVID 19 protocols.
- (ii) Stakeholders from business and supporting functions worked together and prepared factory, projects and office locations to strictly follow COVID 19 protocols. Approval to restart business was given by Senior management after reviewing adherence to defined COVID 19 protocols.
- (iii) COVID 19 testing (RT PCR) testing was conducted at regular intervals to monitor the positivity rate.
- (iv) COVID 19 vaccination program was launched to motivate employees to get themselves fully vaccinated.
- (v) Work From Home (WFH) was encouraged for office staff and >90% complete vaccination was one of the criteria to start the business operations.
- (vi) These measures ensured >97% complete vaccination by Sept 21 and enabled businesses continuity with increased strength.

13. Number of Complaints on the following made by employees and workers:

	FY 2022		Remarks	FY 2021		Remarks
	Filed during the year	Pending resolution at the end of year		Filed during the year	Pending resolution at the end of year	
Working Conditions	0	0		0	0	
Health & Safety	0	0		0	0	

14. Assessments for the year:

	% of your plants and offices that were assessed (by entity or statutory authorities or third parties)
Working Conditions	100% of plants assessed
Health & Safety	

15. Provide details of any corrective action taken or underway to address safety-related incidents (if any) and on significant risks / concerns arising from assessments of health & safety practices and working conditions.

The following corrective actions have been initiated:

1. "Hamari Suraksha, Hamara Sankalp": A three-pronged program called CAPA (Corrective And Preventive Action) tracker to proactively identify safety risks in high risk activities and implement engineering controls to mitigate the risks.
2. Focused trainings are conducted on "Behavioral Based Safety" (BBS) to promote awareness amongst third party and contractor employees to adopt safe work practices.
3. EHS experts from external company / agency conduct independent EHS assessment of Siemens factories

Leadership Indicators

1. Does the entity extend any life insurance or any compensatory package in the event of death of (A) Employees (Y/N) (B) Workers (Y/N).

Yes. Siemens Limited has Life Insurance scheme for all its permanent employees and workers.

In addition, financial assistance through contribution is available under the "Siemens Sahayta Scheme". This scheme is applicable to permanent employees and workers. Under this scheme, each employee contributes on the demise of a fellow employee. The Company matches the joint contribution amount.

Additionally, from March 2020 a COVID 19 Care package for families of permanent employees and workers, who lost their lives due to COVID 19. This included benefits like lumpsum payment of 25 lakhs, 2 years of medical insurance of employee's spouse and children and monetary support up to Rupees 1 lakh per annum per child, for balance years of education until Standard 12.

2. **Provide the measures undertaken by the entity to ensure that statutory dues have been deducted and deposited by the value chain partners.**

Upstream Value Chain Partners: Under the External Sustainability Audit (ESA) conducted at suppliers' site/ factory the auditor checks whether the Provident Fund (PF) is deducted & is deposited under employee name in Employees' Provident Fund Organisation (EPFO) portal and whether the Employees' State Insurance (ESIC) scheme is being followed or not.

Downstream Value Chain partners: Key downstream counterparts are assessed on multiple ESG parameters including labour compliance through an ESG due diligence tool before entering into business contracts with them.

3. **Provide the number of employees / workers having suffered high consequence work- related injury / ill-health / fatalities (as reported in Q11 of Essential Indicators above), who have been rehabilitated and placed in suitable employment or whose family members have been placed in suitable employment:**

	Total no. of affected employees/ workers		No. of employees/ workers that are rehabilitated and placed in suitable employment or whose family members have been placed in suitable employment	
	FY 2022	FY 2021	FY 2022	FY 2021
Employees	1	0	0	NA
Workers	0	0	NA	NA

4. **Does the entity provide transition assistance programs to facilitate continued employability and the management of career endings resulting from retirement or termination of employment? (Yes/ No)**

Yes, in-house Transition Assistance programs like 'Siemens Nivrtti' are available to Employees aged 55 and above. These include sessions on health, financial wellness, social security, holistic wellness, etc. Employees are also offered a personalised retirement planning service to help manage finances at the end of their careers.

5. **Details on assessment of value chain partners:**

New suppliers are required to undertake a **Corporate Responsibility Self-Assessment (CRSA)** as part of a binding qualification process, while existing suppliers are assessed every three years. The CRSA outlines what Sustainability means for Siemens. Based on an online questionnaire, Siemens decides if the partner fulfils the Siemens sustainability requirements. If not, the prospective supplier is required to set up development measures to be considered 'Ready for Business' (R4B).

Apart from CRSA, **External Sustainability Audits (ESA)** intend to verify adherence to the requirements of the 'Code of Conduct for Siemens Suppliers (based on UN global compact principles, ILO conventions, local law) and assess the sustainability performance of the supply chain. Siemens has appointed internationally recognized auditing companies which conduct on-site audits based on the universally valid principles of the Code of Conduct for Siemens Suppliers. The outcome is an in-depth assessment and report that enables Siemens and its suppliers to identify and manage potential sustainability risks.

ESG risk assessment of downstream activities: Under the ESG Risk Framework adopted by Siemens in October 2020, the Company undertakes ESG risk assessment of opportunities that fall above a threshold as defined by individual businesses. Opportunities that fall in the criteria are assessed using the ESG Due Diligence tool. The opportunities' risk assessment includes downstream counterparts assessment. The tool provides for mitigation measures that the Company is required to undertake before entering into a formal contract with the counterpart.

	% of value chain partners (by value of business done with such partners) that were assessed
Health and Safety Practices	Upstream suppliers
Working conditions	CRSA 83.5%
	ESA 24%
	Downstream counterparts
	11% order assessed

Total 231 ESA audits were conducted over a period of 3 years. In the reporting year 24% of suppliers having a PVO value beyond a threshold (EUR 50,000) underwent the ESA.

6. Provide details of any corrective actions taken or underway to address significant risks / concerns arising from assessments of health and safety practices and working conditions of value chain partners

Improvement measures agreed-upon with suppliers relate either to actual deviations from the Siemens Group Code of Conduct for Suppliers or to structural improvements in management systems and the lack of specific processes and guidelines implemented by the supplier.

Agreed upon improvement measures:

Health & Safety

- Sufficient number of first aid boxes in the factory
- Installation of fire alarm in all areas
- Providing appropriate PPE to all the employees at free of cost & ensure usage of the same while working

Working Conditions

- Age verification process for recruiting new workers
- Employees being paid in line with legal minimum wages
- Applicable benefits like PF, ESI, Leave & Bonus are extended to eligible employees

For monitoring purposes, audits can be repeated or follow-up audits can be performed by external audit service providers. It is also possible for the responsible purchasing departments at Siemens to agree on a series of improvement measures with the supplier. During this process, the Company remains committed to partnerships with suppliers and helps them to improve. However, if the problems continues or a supplier does not show a willingness to take necessary remedial action, the Company may choose to phase out that supplier.

Principle 4: Businesses should respect the interests of and be responsive to all its stakeholders



Essential Indicators

1. Describe the processes for identifying key stakeholder groups of the entity.

Stakeholder groups are identified based on the nature of their engagement with the entity.

Any individual or group of individuals or institution that adds value to the business chain of the Company is identified as a core stakeholder. This *inter alia* includes employees, shareholders and investors, customers, channel partners and key partners, regulators, lenders, research analysts, communities and non-governmental organizations, suppliers amongst others.

2. List stakeholder groups identified as key for your entity and the frequency of engagement with each stakeholder group.

Stakeholder Group	Whether identified as Vulnerable & Marginalized Group (Yes/No)	Channels of communication (Email, SMS, Newspaper, Pamphlets, Advertisement, Community Meetings, Notice Board, Website), Other	Frequency of engagement (Annually/ Half yearly/ Quarterly / others – please specify)	Purpose and scope of engagement including key topics and concerns raised during such engagement
Employees	No, Siemens is an Equal Opportunity Employer encouraging diversity in the workplace	1) Email - Siemens India Monthly Update and Siemens employee newsletter (Siemens Sansar)- sent to all employees 2) Notice Boards in factories 3) Company Intranet and Website 4) Regular updates are put up on our internal Siemens social media group 5) Townhalls and virtual meetings	1) Employee satisfaction survey- Taken half yearly through survey tool and for workers, it is a paper survey 2) Emails are sent to employees every month basis on important Company communication 3) Business specific monthly/ quarterly townhalls 4) Annual meeting	1) Information about Company's business growth plans and business performance 2) Top-down communication about important changes, policies, wellbeing initiatives 3) Platform for gathering informal feedback 4) Workplace diversity is encouraged through various diversity, equity and inclusion initiatives.
Shareholders	No	Email, Newspaper, Notice board, Website	Quarterly and need based	Shareholder related communication
Investors	No	Email, conference calls, virtual meetings	Half-yearly plus as and when requested by investors	To understand the Company's results, major events and future direction
Analyst	No	Email, conference calls, virtual meetings	Half-yearly and as requested by analysts	To understand the Company's results, major events and future direction

Stakeholder Group	Whether identified as Vulnerable & Marginalized Group (Yes/No)	Channels of communication (Email, SMS, Newspaper, Pamphlets, Advertisement, Community Meetings, Notice Board, Website), Other	Frequency of engagement (Annually/ Half yearly/ Quarterly / others – please specify)	Purpose and scope of engagement including key topics and concerns raised during such engagement
Customers / Service partners	No	Email, Website, Webinars, Newsletter, Siemens channel partners, Fairs and Tradeshows	As and when required	Information on Business offerings
NGOs & Communities	Yes	Meetings, Quarterly and Annual Reports	Quarterly/ periodic review meetings based on the characteristics of each CSR projects	To develop the CSR project along with the community, according to the need of the community
Suppliers	No, Siemens encourages suppliers from all sections including MSMEs. However, the final engagement depends upon the quality and timely delivery of services	Email, conference calls, virtual meetings	Need basis for any centrally driven topic	To understand the new market trends and educating the suppliers

Leadership Indicators

- 1. Provide the processes for consultation between stakeholders and the Board on economic, environmental, and social topics or if consultation is delegated, how is feedback from such consultations provided to the Board.**
- 2. Whether stakeholder consultation is used to support the identification and management of environmental, and social topics (Yes / No). If so, provide details of instances as to how the inputs received from stakeholders on these topics were incorporated into policies and activities of the entity.**

The stakeholders as mentioned in essential indicator 2 in this principle are systematically engaged by various functions of the Company. The Board of Directors / Committee thereof takes feedback of the status of various functions and provide directions for improving processes / practices wherever applicable. The Company also regularly consults its internal and external stakeholders to identify and manage environmental and social topics. Based on both an outside-in and an inside-out perspective (double materiality), the Company has prioritised 15 sustainability topics for implementation– at the Siemens AG level, within business units, and in the countries where it operates. The Board of Directors are regularly apprised about the materiality as well as the DEGREE initiatives intended to address the material topics as identified during the materiality assessment.

Please refer to disclosure 24 in Section A for an overview of the top material issues for Siemens.

- 3. Provide details of instances of engagement with, and actions taken to, address the concerns of vulnerable/ marginalized stakeholder groups.**


Siemens is driven by one idea: to improve the lives of people through its technology. Siemens is committed to improve quality of life and create lasting value for society and thereby contribute to a liveable sustainable future.

Based on the UN Sustainable Development Goals and the Company's core competencies, Siemens in India has defined 3 strategic focus areas for its Corporate Social Responsibility: Education, Social and Environment. Broadly, these initiatives include creating sustainable communities through use of simple and inclusive technologies, developing innovative solutions that help sustain the environment and improve quality of life. Furthermore, fostering India's youth by making them industry-ready while also making technology and knowledge accessible to a wide number of people.

Siemens has been transforming communities across India through Corporate Citizenship initiatives. Communities now have access to power, clean drinking water, healthcare, quality education and livelihood.

For more details, please refer Annual CSR report under the Annual Report.

Principle 5: Businesses should respect and promote human rights



Essential Indicators

- Employees and workers who have been provided training on human rights issues and policy(ies) of the entity, in the following format:

Category	FY 2022			FY 2021		
	Total (A)	No. of employees / workers covered (B)	% (B / A)	Total (C)	No. of employees / workers covered (D)	% (D / C)
Employees						
Permanent	6,799	837	12%	7,049	1,307	18%
Other than permanent	1,598	114	7%	3,293	72	2%
Total	8,397	951	11%	10,342	1,379	13%
Workers						
Permanent	1,275	1,275	100%	1,264	7	0.5%
Other than permanent	0	0	0	0	0	0
Total	1,275	1,275	100%	1,264	7	0.5%

- Details of minimum wages paid to employees and workers, in the following format:

	FY 2022					FY 2021				
	Total (A)	Equal to Minimum Wage		More than Minimum Wage		Total (D)	Equal to Minimum Wage		More than Minimum Wage	
		No. (B)	% (B / A)	No. (C)	% (C / A)		No. (E)	% (E / D)	No. (F)	% (F / D)
Employees										
Permanent										
Male	5,998	0	0%	5,998	100%	6,249	0	0%	6,249	100%
Female	801	0	0%	801	100%	800	0	0%	800	100%
Other than permanent										
Male	1,520	0	0%	1,520	100%	3,193	0	0%	3,193	100%
Female	78	0	0%	78	100%	100	0	0%	100	100%
Workers										
Permanent										
Male	1259	0	0%	1,259	100%	1,249	0	0%	1,249	100%
Female	16	0	0%	16	100%	15	0	0%	15	100%
Other than permanent										
Male	0					0	0	0%	0	0%
Female	0					0	0	0%	0	0%

3. Details of remuneration/salary/wages, in the following format:

	Male		Female	
	Number	Median remuneration/ salary/ wages of respective category (₹ in million)	Number	Median remuneration/ salary/ wages of respective category (₹ in million)
Board of Directors	8	3.91	1	2.58
Key Managerial Personnel	3	41	0	-
Employees other than BoD and KMP	5,995	1.50	801	1.22
Workers	1,259	0.44	16	0.29

4. Do you have a focal point (Individual/ Committee) responsible for addressing human rights impacts or issues caused or contributed to by the business? (Yes/No)

Yes, the Sustainability Manager is responsible for addressing human rights impacts or issues caused or contributed to by the business.

Siemens applies a value chain approach to address negative environmental and social impact created out of the business operations. For each element in the value chain there are processes and people responsible to evaluate any environmental or social impact caused or contributed to by the business and mitigate them effectively. Being committed to UN Guiding Principles on Business and Human Rights, the Company continuously evaluates its business operations for any negative impacts 'caused by' the Company or 'contributed to' by the action of a third party engaged by the Company. The Sustainability Manager centrally maintains oversight for such impacts occurring across the value chain and ensures that all the processes are in place and the impacts if any are systematically mitigated.

5. Describe the internal mechanisms in place to redress grievances related to human rights issue.

The Company has a grievance redressal mechanism in line with the statutory framework under Industrial Dispute Act, 1947 for grievance redressal mechanism for the permanent workers where workers or their representatives can raise their grievances in areas like wages, discrimination, child labour, human rights related issues etc.

Alternatively, "Tell Us" helpline and the Ombudsperson are channels for reporting and seeking redressal for violations of Siemens Business Conduct Guidelines including Human Rights for all stakeholders.

6. Number of Complaints on the following made by employees and workers:

	FY 2022			FY 2021		
	Pending complaints at the beginning of the year	Filed during the year	Pending resolution at the end of year	Pending complaints at the beginning of the year	Filed during the year	Pending resolution at the end of a year
Sexual Harassment	0	3	2	0	0	0
Discrimination at workplace	1	0	0	0	1	1
Child Labour	0	0	0	0	0	0
Forced Labour/ Involuntary Labour	0	0	0	0	0	0
Wages	1	17	2	1	0	1
Other human rights related issues	0	0	0	0	0	0

7. Mechanisms to prevent adverse consequences to the complainant in discrimination and harassment cases.

For cases related to Sexual Harassment, there is an Internal Committee for redressal of the same. The Committee takes concrete actions to ensure that every Complainant is protected. It maintains confidentiality of all complaints. During the pendency of the Inquiry, the Complainant is granted leave or it is ensured that the Complainant and Respondent do not work together or the Complainant is reassigned or relocated if both Complainant and Respondent are in same team or same location.

8. Do human rights requirements form part of your business agreements and contracts? (Yes/No)

Yes, Siemens suppliers commit to uphold the Siemens Group Code of Conduct for Suppliers and Third Party Intermediaries and Business Partners, which affirms the fundamental human rights of the suppliers’ employees.

For customers Siemens rolled out a ESG Risk Framework to evaluate and assess Environmental, Social and Human Rights risks associated with the Business counterpart. Based on this risk approach there are specific clauses under ‘Representation and Warranties’ to ensure Human Rights risks are addressed.

9. Assessments for the year:

	% of your plants and offices that were assessed (by entity or statutory authorities or third parties)
Child labour	100%
Forced/involuntary labour	100%
Sexual harassment	100%
Discrimination at workplace	100%
Wages	100%
Others – please specify	Not Applicable

10. Provide details of any corrective actions taken or underway to address significant risks / concerns arising from the assessments at Question 9 above.

Not applicable.

Leadership Indicators

1. Details of a business process being modified / introduced as a result of addressing human rights grievances/ complaints.

The Company has a robust human rights due diligence process through which it continuously assesses and improves its ability to respond to any negative human rights impacts.

2. Details of the scope and coverage of any Human rights due-diligence conducted, including in the value chain.

Siemens is committed to safeguarding and respecting human rights in every stage of the value chain. The goal is to identify any human rights violations occurring anywhere in the value chain as early as possible and to mitigate identified risks responsibly.

Human rights in the supply chain

Maintaining sustainable supply chains is one of the Company’s guiding principles. Siemens suppliers commit to uphold the Siemens Group Code of Conduct for Suppliers and Third Party Intermediaries and Business Partners, which affirms the fundamental human rights of the suppliers’ employees.

Human rights in the workplace

The Business Conduct Guidelines are an integral element of all employment contracts. Every employee is responsible for respecting human rights. Siemens does not tolerate discrimination, sexual harassment, or any other form of personal attack on individuals or groups. In addition, the principles of equal opportunity and equal treatment apply without restriction.

Human rights in the case of business decisions

Siemens strives to systematically operationalize any human rights risks within its value chain by means of a Company-wide due diligence approach. This also includes the business conducted by the customers of the entity. The Company

has rolled out an internal ESG Risk Due Diligence Tool to help identify and assess possible environmental and social risks and the associated human rights and reputational risks, earlier and on an even more comprehensive basis in the case of business decisions made by customers.

More details on the Siemens Human Rights framework is available on <https://new.siemens.com/global/en/Company/sustainability/humanrights.html>

3. Is the premise/office of the entity accessible to differently abled visitors, as per the requirements of the Rights of Persons with Disabilities Act, 2016?

Yes, the Company has the necessary infrastructure in place to make the workplaces accessible to differently abled employees and visitors. Such infrastructural arrangements include without limitation, easily accessible sites & building entrances, easily operated doors, push/lever type wash basin fixtures, sufficient illuminated wide corridors and requisite signages.

4. Details on assessment of value chain partners:

	% of value chain partners (by value of business done with such partners) that were assessed
Sexual Harassment	Upstream suppliers
Discrimination at workplace	CRSA 83.5%
Child Labour	ESA 24%
Forced Labour/Involuntary Labour	Downstream counterparts
Wages	11% order assessed
Others	

Downstream Value Chain partners: Key downstream counterparts are assessed on multiple ESG parameters in an internal ESG due diligence tool before entering into business contracts with them. Following a risk-based approach, Issues identified during the due diligence process are discussed with the counterparts and are effectively mitigated as per the recommendation of the ESG Due Diligence tool.

5. Provide details of any corrective actions taken or underway to address significant risks / concerns arising from the assessments at Question 4 above.

Whenever deviations from the principles of the Code of Conduct for Siemens Suppliers, and therefore also violations of the human rights principles defined in the Code are identified, the procurement team works with the supplier to clarify how lasting corrective action can be taken within a reasonable time frame. If all efforts to implement remedial actions remain unsuccessful, Siemens reserves the right to terminate the business relationship and phase out the supplier.

Agreed upon improvement measures:

- Age verification process for recruiting new workers
- Employees being paid in line with legal minimum wages
- Applicable benefits like PF, ESI, Leave & Bonus are extended to eligible employees

For monitoring purposes, audits can be repeated or follow-up audits can be performed by external audit service providers. It is also possible for the responsible purchasing departments at Siemens to agree on a series of improvement measures with the supplier. During this process, the Company remains committed to partnerships with suppliers and helps them to improve. However, if the problems continues or a supplier does not show a willingness to take necessary remedial action, the Company may choose to phase out that supplier.

Principle 6: Businesses should respect and make efforts to protect and restore the environment



Essential Indicators

1. Details of total energy consumption (in Joules or multiples) and energy intensity, in the following format:

Parameter	FY 2022	FY 2021
Total electricity consumption (A) in Gigajoules	146,093	129,996
Total fuel consumption (B) in Gigajoules	6,348	6,129
Energy consumption through other sources (C) in Gigajoules	13,480	13,282
Total energy consumption (A+B+C) in Gigajoules	165,921	149,407
Energy intensity per rupee of turnover (Total energy consumption/turnover in rupees)	1,105 J per rupee of turnover	1,140 J per rupee of turnover
Energy intensity (optional) – the relevant metric may be selected by the entity	20.55 GJ per Full Time Employee (FTE)*	17.97 GJ per Full Time Employee (FTE)*

Note: Indicate if any independent assessment/ evaluation/assurance has been carried out by an external agency? (Y/N) If yes, name of the external agency.

No, the Company did not carry out assessment by external agency.

*FTEs are the count of permanent employees and workers at the end of the reporting year

2. Does the entity have any sites / facilities identified as designated consumers (DCs) under the Performance, Achieve and Trade (PAT) Scheme of the Government of India? (Y/N) If yes, disclose whether targets set under the PAT scheme have been achieved. In case targets have not been achieved, provide the remedial action taken, if any.

No, the Company does not have any site identified as DCs under PAT scheme.

3. Provide details of the following disclosures related to water, in the following format:

Parameter	FY 2022	FY 2021
Water withdrawal by source (in kilolitres)		
(i) Surface water	0	0
(ii) Groundwater	21,834	30,902
(iii) Third party water	252,641	192,088
(iv) Seawater / desalinated water	0	0
(v) Others	0	1,588
Total volume of water withdrawal (in kilolitres) (i + ii + iii + iv + v)	274,475	224,578
Total volume of water consumption (in kilolitres)	274,475	224,578

Parameter	FY 2022	FY 2021
Water intensity per rupee of turnover (Water consumed / turnover)	0.0018 L per rupee of turnover	0.0017 L per rupee of turnover
Water intensity (optional) - the relevant metric may be selected by the entity	33.99 KL per FTE	27.01 KL per FTE

Note: Indicate if any independent assessment/ evaluation/assurance has been carried out by an external agency? (Y/N) If yes, name of the external agency.

No, the Company did not carry out independent assessment by an external agency.

4. Has the entity implemented a mechanism for Zero Liquid Discharge? If yes, provide details of its coverage and implementation.

Yes, water being an important environmental resource, necessary initiatives are taken across all the manufacturing units to conserve and recycle water, thus ensuring the ZLD (Zero liquid Discharge). At all manufacturing locations suitable and efficient wastewater treatment like sewage treatment plants(STP) are installed with primary, secondary, and tertiary treatment which include nano filtration / RO / UV treatment facilities to treat wastewater to usable quality water. The treated water is further used for flushing and gardening activities within the premises. This in-turn has resulted in reduced use of freshwater.

5. Please provide details of air emissions (other than GHG emissions) by the entity, in the following format:

Parameter	Please specify unit	FY 2022	FY 2021
NO _x	Kg/day (Average of all locations)	1.02	1.14
SO _x	Kg/day (Average of all locations)	1.17	0.54
Particulate matter (PM)	Kg/day (Average of all locations)	4	0.7
Persistent organic pollutants (POP)		-	-
Volatile organic compounds (VOC)	Tons	-	0.442
Hazardous air pollutants (HAP)		-	-
Others – please specify			

Note: Indicate if any independent assessment/ evaluation/assurance has been carried out by an external agency? (Y/N) If yes, name of the external agency.

No, the Company did not carry out independent assessment by an external agency.

6. Provide details of greenhouse gas emissions (Scope 1 and Scope 2 emissions) & its intensity, in the following format:

Parameter	Unit	FY 2022	FY 2021
Total Scope 1 emissions (Break-up of the GHG into CO ₂ , CH ₄ , N ₂ O, HFCs, PFCs, SF ₆ , NF ₃ , if available)	Metric tonnes of CO ₂ equivalent	11,794	9,532
Total Scope 2 emissions (Break-up of the GHG into CO ₂ , CH ₄ , N ₂ O, HFCs, PFCs, SF ₆ , NF ₃ , if available)	Metric tonnes of CO ₂ equivalent	30,565	25,932
Total Scope 1 and Scope 2 emissions per rupee of turnover		0.00028 kg of CO ₂ equivalents per rupee of turnover	0.00027 kg of CO ₂ equivalents per rupee of turnover
Total Scope 1 and Scope 2 emission intensity (optional) – the relevant metric may be selected by the entity		5.24 MT CO ₂ equivalents / per FTE	4.27 MT CO ₂ equivalents per FTE

Note: Indicate if any independent assessment/ evaluation/assurance has been carried out by an external agency? (Y/N) If yes, name of the external agency.

No, the Company did not carry out independent assessment by an external agency.

7. Does the entity have any project related to reducing Green House Gas emission? If Yes, then provide details.

Siemens is committed to sustainability through the DEGREE framework.

One of the KPI in DEGREE is to achieve net-zero in own operations by 2030 in line with SBTI (Science Based Target Initiative) pathway. The details of the DEGREE Framework is available at <https://new.siemens.com/global/en/Company/sustainability/sustainability-figures.html#!/siemens/en/our-degree-framework/>

To achieve net-zero in own operations, Siemens has installed solar panels on the factory roofs at some locations. The Company has entered into a Power Purchase Agreement for procuring renewable energy for certain factories. Apart from solar power, the Company is driving multiple Energy Efficiency programs to reduce the CO2 emissions.

Details of rooftop solar installation at one location is available at <https://www.siemens.com/global/en/home/Company/about/businesses/real-estate/green-greener-kalwa.html>

8. Provide details related to waste management by the entity, in the following format:

Parameter	FY 2022	FY 2021
Total Waste generated (in metric tonnes)		
Plastic waste (A)	276	222
E-waste (B)	47	41
Bio-medical waste (C)	0	5
Construction and demolition waste (D)	21.2	13
Battery waste (E)	7.1	0.2
Radioactive waste (F)	0	0
Other Hazardous waste. Please specify, if any. (G)	2554	237
Other Non-hazardous waste generated (H). Please specify, if any. (Break-up by composition i.e. by materials relevant to the sector)	2,957	3,250
Total (A+B + C + D + E + F + G + H)	3,563	3,768
For each category of waste generated, total waste recovered through recycling, re-using or other recovery operations (in metric tonnes)		
Category of waste		
(i) Recycled	3,068	1,239
(ii) Re-used		
(iii) Other recovery operations	63	
Total	3,131	1,239
For each category of waste generated, total waste disposed by nature of disposal method (in metric tonnes)		
Category of waste		
(i) Incineration	136	2,275
(ii) Landfilling	296	61
(iii) Other disposal operations	0	193
Total	432	2,529

Note: Indicate if any independent assessment/ evaluation/assurance has been carried out by an external agency? (Y/N) If yes, name of the external agency.

No, the Company did not carry out independent assessment by an external agency.

9. Briefly describe the waste management practices adopted in your establishments. Describe the strategy adopted

by your Company to reduce usage of hazardous and toxic chemicals in your products and processes and the practices adopted to manage such wastes.

Siemens has initiated an Eco Efficiency @ Siemens program since FY 2020-21. The Eco Efficiency program marks a transition from environmental management to a holistic lifecycle perspective. In terms of waste management, the program strives towards 100% zero landfill rate by 2030, a continuous increase of the waste fraction used for material recycling, and increased waste reduction by own use of end-of-life production equipment.

As a process to reclaim electrical and electronic (EEE) waste and plastic packaging for recycling the Extended Producer Responsibility (EPR) is implemented. Producer Responsible Organizations (PROs) are nominated centrally for the collection of e-waste and plastic waste from customers. The collected waste/s are recycled.

10. If the entity has operations/offices in/around ecologically sensitive areas (such as national parks, wildlife sanctuaries, biosphere reserves, wetlands, biodiversity hotspots, forests, coastal regulation zones etc.) where environmental approvals / clearances are required, please specify details in the following format:

Currently no Siemens office or factory locations are part of ecologically sensitive areas.

For projects at customer sites, the Company assesses the location related ESG risks via an internal ESG due diligence tool. The tool helps in risk identification, risk assessment and risk management (mitigation) for customer related business activities. Mitigation measures are suggested basis the location and country data entered in ESG tool where Siemens is to perform operations for customer.

S. No.	Location of operations/offices	Type of operations	Whether the conditions of environmental approval /clearance are being complied with? (Y/N) If no, the reasons thereof and corrective action taken, if any.
-	-	-	-

11. Details of environmental impact assessments of projects undertaken by the entity based on applicable laws, in the current financial year:

Name and brief details of project	EIA Notification No.	Date	Whether conducted by independent external agency (Yes / No)	Results communicated in public domain (Yes / No)	Relevant Web link
-	-	-	-	-	-

No projects were implemented in FY 2021-22 which required EIA to be undertaken.

12. Is the entity compliant with the applicable environmental law/ regulations/ guidelines in India; such as the Water (Prevention and Control of Pollution) Act, Air (Prevention and Control of Pollution) Act, Environment protection act and rules thereunder (Y/N). If not, provide details of all such non-compliances, in the following format:

S. No.	Specify the law / regulation / guidelines which was not complied with	Provide details of the non-compliance	Any fines / penalties / action taken by regulatory agencies such as pollution control boards or by courts	Corrective action taken, if any
-	-	-	-	-

Siemens complies to all the applicable environmental law/ regulations/ guidelines in India.

Leadership Indicators

1. Provide break-up of the total energy consumed in gigajoules (GJ) from renewable and non-renewable sources, in the following format:

Parameter	FY 2022	FY 2021
From renewable sources		
Total electricity consumption (A)	18,346	13,282
Total fuel consumption (B)	0	0
Energy consumption through other sources (C)	-	-
Total energy consumed from renewable sources (A+B+C)	18,346	13,282
From non-renewable sources		
Total electricity consumption (D)	141,227	129,996
Total fuel consumption (E)	6,348	6,129
Energy consumption through other sources (F)	0	0
Total energy consumed from non-renewable sources (D+E+F)	147,575	136,125

Note: Indicate if any independent assessment/ evaluation/assurance has been carried out by an external agency? (Y/N) If yes, name of the external agency.

No, the Company did not carry out independent assessment by an external agency.

2. Provide the following details related to water discharged:

Parameter	FY 2022	FY 2021
Water discharge by destination and level of treatment (in kilolitres)		
(i) To Surface water	0	0
- No treatment		
- With treatment – please specify level of treatment		
(ii) To Groundwater	0	0
- No treatment		
- With treatment – please specify level of treatment		
(iii) To Seawater	0	0
- No treatment		
- With treatment – please specify level of treatment		
(iv) Sent to third-parties	0	0
- No treatment		
- With treatment – please specify level of treatment		
(v) Others	0	0
- No treatment		
- With treatment – please specify level of treatment		
Total water discharged (in kilolitres)	0	0

Initiatives are taken across all the manufacturing units to conserve and recycle wastewater, thus ensuring the ZLD (Zero liquid Discharge). At all manufacturing locations suitable and efficient wastewater treatment facilities like sewage treatment plants (STPs) are installed with primary, secondary, and tertiary treatment to treat wastewater to usable quality water. The entire treated water is used for flushing and gardening activities within the location premises. This in-turn has resulted in reduced intake of freshwater.

Note: Indicate if any independent assessment/ evaluation/assurance has been carried out by an external agency? (Y/N) If yes, name of the external agency.

No, the Company did not carry out independent assessment by an external agency.

3. Water withdrawal, consumption and discharge in areas of water stress (in kilolitres):

For each facility / plant located in areas of water stress, provide the following information:

- (i) Name of the area: Puducherry and Gurgaon
- (ii) Nature of operations: Manufacturing of fire protection devices, fire extinguisher assembly, assembly & testing of control panel; sales, project management and service
- (iii) Water withdrawal, consumption and discharge in the following format:

Parameter	FY 2022	FY 2021
Water withdrawal by source (in kilolitres)		
(i) Surface water	NA	NA
(ii) Groundwater	2,902	5,204
(iii) Third party water	4,022	1,271
(iv) Seawater / desalinated water		
(v) Others		
Total volume of water withdrawal (in kilolitres)	6,924	6,475
Total volume of water consumption (in kilolitres)	6,924	6,475
Water intensity per rupee of turnover (Water consumed / turnover)	0.046 ml per rupee of turnover	0.049 ml per rupee of turnover
Water intensity (optional) – the relevant metric may be selected by the entity		
Water discharge by destination and level of treatment (in kilolitres)		
(i) Into Surface water		
- No treatments		0
- With treatment – please specify level of treatment		0
(ii) Into Groundwater		
- No treatment	3,480	2,700
- With treatment – please specify level of treatment		0
(iii) Into Seawater		
- No treatment		0
- With treatment – please specify level of treatment		0
(iv) Sent to third-parties		
- No treatment		0
- With treatment – please specify level of treatment		0
(v) Others		
- No treatment	102 (Losses due to cooling tower)	0
- With treatment – please specify level of treatment		0
Total water discharged (in kilolitres)		0

Note: Indicate if any independent assessment/ evaluation/assurance has been carried out by an external agency? (Y/N) If yes, name of the external agency.

The Company did not carry out independent assessment by an external agency.

4. Please provide details of total Scope 3 emissions & its intensity, in the following format:

Parameter	Unit	FY 2022	FY 2021
Total Scope 3 emissions (Break-up of the GHG into CO ₂ , CH ₄ , N ₂ O, HFCs, PFCs, SF ₆ , NF ₃ , if available)	Metric tonnes of CO ₂ equivalent	69,850,000	69,784,000
Total Scope 3 emissions per rupee of turnover		0.47 kg of CO ₂ equivalent per rupee of turnover	0.48 kg of CO ₂ equivalent per rupee of turnover
Total Scope 3 emission intensity (optional) – the relevant metric may be selected by the entity		-	-

The Scope 3 emissions are calculated for the following categories:

- Scope 3 Upstream: Purchased goods and services, Fuel and Energy related activities not included in Scope 1 and Scope 2, Upstream transportation and distribution, Waste generated in operations, Employee commuting and Business travel
- Scope 3 downstream: Emissions from use of sold products

The source of the emission factors applied in the 2022 reporting year is the “IEA Emission Factors 2021” published by the International Energy Agency. For example, the India CO₂e emission factor used for electricity generation is 726.1 g CO₂e/kWh.

Similarly for FY 2021 the emission factor applied is the “IEA Emission Factors 2020”. For FY 2021, the India CO₂e factor for electricity generation is 751.9 g CO₂e/kWh.

Note: Indicate if any independent assessment/ evaluation/assurance has been carried out by an external agency? (Y/N) If yes, name of the external agency.

No, the Company did not carry out independent assessment by an external agency.

5. With respect to the ecologically sensitive areas reported at Question 10 of Essential Indicators above, provide details of significant direct & indirect impact of the entity on biodiversity in such areas along-with prevention and remediation activities.

Currently no Siemens locations are part of ecologically sensitive areas.

6. If the entity has undertaken any specific initiatives or used innovative technology or solutions to improve resource efficiency, or reduce impact due to emissions / effluent discharge / waste generated, please provide details of the same as well as outcome of such initiatives, as per the following format:

Sr. No	Initiative undertaken	Details of the initiative (Web-link, if any, may be provided along-with summary)	Outcome of the initiative
1	Installation of roof top solar photovoltaic power generation plants	Installation of roof top solar photovoltaic power generation plants in Kalwa and Aurangabad factories has generating 3,744 MWh of renewable energy.	Environmental impact reduced by 2,958 tons CO ₂ emission equivalent
2	Power Purchase Agreement (PPA) with Sunsole Renewables Pvt. Ltd.	PPA complements onsite solar and has generated 1,352 MWh of renewable energy	Environmental impact reduced by 1,068 tons CO ₂ emission equivalent
3	Installation of energy efficient centralized chiller and installation of 6 High Volume Low Speed (HVLS) fans	Installation of energy efficient centralized chiller system and replacement of 28 old high-rate fans by 6 High Volume Low Speed (HVLS) fans at Kalwa.	Saving 2,634 MWh of energy equivalent to 2,081 tons of CO ₂ emission equivalent
4	Installation of Adiabatic Mist cooling	Adiabatic Mist cooling installed wherein through misting nozzles, ultra-fine water droplets are created which quickly absorb the surrounding energy and evaporate thereby cooling the air around the A.C Condenser and this reduces Air Conditioner power (AC) consumption	Estimated energy savings of 80 MWh

Sr. No	Initiative undertaken	Details of the initiative (Web-link, if any, may be provided along-with summary)	Outcome of the initiative
5	Reclaim and re-use transformer oil	Re-used and reclaimed 29,000 litres of scrap transformer oil for the manufacturing process.	Environmental impact reduced by 73 tons CO ₂ emission equivalent
6	Installation of Variable Frequency Drive (VFD) in the plastic shop in Kalwa	Variable Frequency Drive (VFD) installed in the plastic shop with interlock to optimize the exhaust ventilation motor usage during idle and working periods. Installation of VFD for magnet riveting press motor for efficiently running the motor and switching off automatically when asset is idle for more than 10 minutes.	Saving 9 MWh of electricity
7	Reduction of heated water volume in rotor machine washing tank. Operations sequence of Vacuum Pressure Impregnation (VPI) chamber modified; logic in Programmable Logic Controller (PLC) modified to maintain temperature automatically	In Nashik factory, dummy blocks have been placed in the water tank used for washing rotor machine, to reduce water volume that needs to be heated. The heating phase duration was optimised by modifying operations sequence of the Vacuum Pressure Impregnation (VPI) chamber including modification of the heating process of stator packet from the oven at 90 degrees to Vacuum Pressure Impregnation (VPI) chamber using thermic oil heaters. Additionally, the logic was modified in the Programmable Logic Controller (PLC) to maintain temperature automatically.	Savings of 34 MWh of electricity
8	Usage of electromagnetic feeders for components	Usage of electromagnetic feeders instead of air for feeding the components, helped eliminate leakages caused by pressure valves at Aurangabad factory.	Savings of 55 MWh of electricity
9	Installation of High-Volume Low Speed Fans (HVLS), optimizing operation of the chillers and the Electropolishing process. Additionally, installing Brushless.	Installation of 4 High-Volume Low Speed Fans (HVLS) in production hall and optimizing the chiller outlet temperature. Optimization of the Electropolishing process with elimination of 1 additional tank and replacing the 56 TR (Ton of refrigeration) Chiller to 2 TR for cooling the tank liquid. Replacing 250 TR chiller by a 150 TR chiller in parallel with a water-cooled chiller thereby increasing discharge time and auto chemical dosing system installed for cooling tower which prevents formation of scaling on condenser coil and chiller operates at optimum efficiency and installing Brushless Direct Current motors (BLDC) in place of induction motors in Air Handling Units (AHU).	Savings of 103.3 MWh of energy
10	Replacing Compact fluorescent lamps (CFL) by Light Emitting Diode (LED) lights	Replacement of lighting fixtures in staircase, lobby and production areas in Pondicherry factory.	Savings of 11 MWh of electricity

For more details on energy conservation initiatives, please refer Annexure II Conservation of Energy, etc. in the Annual Report.

7. Does the entity have a business continuity and disaster management plan? Give details in 100 words/ web link.

The Company has a crisis management plan for managing crisis affecting Company's operations, assets and staff under its responsibility and duty of care. There is a Crisis Management Team (CMT) that provides direction to the Incident / Emergency Management Teams. Decisions of the CMT are binding.

The Company's Business Continuity Plan (BCP) covers the following components:

- a. The ACP (Asset Classification and Protection) process covering location assets, information assets, people assets and project sites.
- b. Preventive crisis management plans for every location,
- c. Disaster recovery planning for IT Applications and Infrastructure,
- d. Situation specific business level BCP

8. Disclose any significant adverse impact to the environment, arising from the value chain of the entity. What mitigation or adaptation measures have been taken by the entity in this regard.

Siemens ensures that there are no adverse impacts to the environment arising from its value chain. For the upstream value chain i.e. at the suppliers', regular external sustainability Audits (ESA) are conducted to assess their environmental impact and course corrected as necessary.

The downstream value chain is governed under the ESG Risk Framework. This ESG Risk Framework defines the minimum global Company standard the Company shall fulfil in relation to environmental and social risk due diligence in order to avoid or at least reduce and responsibly mitigate within our leverage potential business and reputational risks as well as risks to people and planet.


9. Percentage of value chain partners (by value of business done with such partners) that were assessed for environmental impacts.

24% of the suppliers were assessed for environmental impacts through External Sustainability Audit (ESA) during the reporting period. Total 231 ESA audits were conducted over a period of 3 years.

Additionally, 83.5% of suppliers took the CRSA as a part of 'Ready for Business' (R4B). If CRSA or ESA reveal infringements of Siemens sustainability requirements, they must be remedied by the suppliers in question within a reasonable period of time

Similarly 11% of orders received were assessed for environmental impacts through the internal ESG risk due diligence tool.

Principle 7: Businesses, when engaging in influencing public and regulatory policy, should do so in a manner that is responsible and transparent



Essential Indicators

1. a. **Number of affiliations with trade and industry chambers/ associations.**
Siemens Limited is affiliated with 12 trade and industry chambers.
- b. **List the top 10 trade and industry chambers/ associations (determined based on the total members of such body) the entity is a member of/ affiliated to.**

Sr. No.	Name of the trade and industry chambers/ associations	Reach of trade and industry chambers/ associations (State/National)
1	Bombay Chamber of Commerce and Industry (BCCI)	State
2	Bureau of Indian Standards (BIS)	National
3	Bureau of Energy Efficiency (BEE)	National
4	Confederation of Indian Industry (CII)	National
5	Indian Electrical & Electronics Manufacturers' Association (IEEMA)	National
6	Indo German Chamber of Commerce (IGCC)	National
7	Federation of Indian Chambers of Commerce and Industry (FICCI)	National
8	Indian Merchants Chambers	State
9	Indian Machine Tool Manufacturers Association (IMTMA)	National
10	Capital Goods Sector Skill Council of India	National

2. **Provide details of corrective action taken or underway on any issues related to anti-competitive conduct by the entity, based on adverse orders from regulatory authorities.**

Name of authority	Brief of the case	Corrective action taken
-	-	-


There were no cases of anti-competitive conduct during the reporting period.

Leadership Indicators

1. Details of public policy positions advocated by the entity:

S. No.	Public policy advocated	Method resorted for such advocacy	Whether information available in public domain? (Yes/No)	Frequency of Review by Board (Annually/ Half yearly/ Quarterly / Others – please specify)	Web Link, if available
1	The Company has advocated on adoption of international standards relevant to its solutions in the areas of e-mobility and infrastructure (chargers), renewable energy, energy storage, distributed energy systems, smart grids and digitalization, business ethics and skill development. The Company continuously makes efforts to further contribute on specific sustainable business issues.	Through membership with trade and industry associations the Company shares its feedback on matters as mentioned in the adjacent cell. Also, as and when the government seeks inputs from Industry the Company provides feedback on these issues through Industry Associations.	This is part of Stakeholder consultation by the respective Industry Associations.	Reviewed by relevant business management on as and when basis.	Not applicable.

Principle 8: Businesses should promote inclusive growth and equitable development



Essential Indicators

1. Details of Social Impact Assessments (SIA) of projects undertaken by the entity based on applicable laws, in the current financial year.

Name and brief details of project	SIA Notification No.	Date of notification	Whether conducted by independent external agency (Yes / No)	Results communicated in public domain (Yes / No)	Relevant Web link
-	-	-	-	-	-

SIA was not applicable in the reporting year.

2. Provide information on project(s) for which ongoing Rehabilitation and Resettlement (R&R) is being undertaken by your entity, in the following format:

S. No.	Name of Project for which R&R is ongoing	State	District	No. of Project Affected Families (PAFs)	% of PAFs covered by R&R	Amounts paid to PAFs in the FY (In ₹)
-	-	-	-	-	-	-

Rehabilitation and Resettlement (R&R) was not applicable in the reporting year.

3. Describe the mechanisms to receive and redress grievances of the community

The Company has a defined a process to ensure all the complaints and feedback from all stakeholders including communities are received and addressed. This defined process includes:

- (i) A dedicated toll-free number
- (ii) A dedicated contact page on the website
- (iii) Complaints / Feedback received on contact Email
- (iv) Complaints / Feedback received directly by Siemens representative

Dedicated teams within the businesses manage all the complaints and feedback to ensure timely response.

Apart from this, Siemens has a reporting channel called "Tell Us" and Ombudsman for receiving grievances of stakeholders.

4. Percentage of input material (inputs to total inputs by value) sourced from suppliers:

Name of Product / Service	FY 2022	FY 2021
Directly sourced from MSMEs/ small producers	32%	34%
Sourced directly from within the district and neighbouring districts	57%	60%

Leadership Indicators

1. Provide details of actions taken to mitigate any negative social impacts identified in the Social Impact Assessments (Reference: Question 1 of Essential Indicators above):

Details of negative social impact identified	Corrective action taken
-	-

Not applicable as no SIA was undertaken in the reporting period.

2. Provide the following information on CSR projects undertaken by your entity in designated aspirational districts as identified by government bodies:

S. No.	State	Aspirational District	Amount spent ₹ in million
1	Maharashtra	Osmanabad	0.70
2	Tamil Nadu	Virudhunagar	0.07
3	Bihar	Aurangabad	0.07
4	Jharkhand	Bokaro	0.15
5	Bihar	Begusarai	0.35
6	Uttar Pradesh	Siddharth Nagar	0.18
7	Uttar Pradesh	Hathgaon Fatehpur	0.18
8	Uttar Pradesh	Sonbhadra	0.17
9	Bihar	Gaya	0.18
10	Assam	Dhubri	0.17
11	West Bengal	Murshidabad	0.17
12	West Bengal	Birbhum	0.34
13	Jharkhand	Garhwa	0.17
14	Andhra Pradesh	Vizianagaram	0.34
15	Telangana	Khammam	0.17

3. a. Do you have a preferential procurement policy where you give preference to purchase from suppliers comprising marginalized /vulnerable groups? (Yes/No)

No, contracts are awarded on merit and not on preference.

- b. From which marginalized /vulnerable groups do you procure?

Not applicable.

- c. What percentage of total procurement (by value) does it constitute?

Not applicable.

4. Details of the benefits derived and shared from the intellectual properties owned or acquired by your entity (in the current financial year), based on traditional knowledge:

S. No.	Intellectual Property based on traditional knowledge	Owned/ Acquired (Yes/No)	Benefit shared (Yes / No)
-	-	-	-

Siemens Limited does not have (acquired or owned) Intellectual Property Rights based on the traditional knowledge during the reporting period.

5. Details of corrective actions taken or underway, based on any adverse order in intellectual property related disputes wherein usage of traditional knowledge is involved.

Name of authority	Brief of the Case	Corrective action taken
-------------------	-------------------	-------------------------

Not applicable.

6. Details of beneficiaries of CSR Projects

S. No.	CSR Project	No. of persons benefitted from CSR Projects	% of beneficiaries from vulnerable and marginalized groups
1	COVID 19 response 2022	*	100%
2	Siemens Scholarship Program - Batch IX	160	100%
3	Siemens Scholarship Program - Batch VIII	160	100%
4	IGNITE - Indo-German Initiative for Technical Education	501	100%
5	Project Asha - Mokhada (Aase)	10,060	100%
6	Siemens Scholarship Program - Batch VI	147	100%
7	Siemens Scholarship Program - Batch VII	150	100%
8	Project Asha - Mokhada (Koshimshet - Dhamanshet)	10,500	100%
9	Project Jigyaasa	23,000	100%
10	Project Asha - Aurangabad (Sagarwadi)	6,160	100%
11	Dual VET at Government ITIs	32,145	100%
12	Dual Education for Management Students 2022	6	85%
13	Dual Education for Management Students 2021	9	77%
14	Project Asha - Aurangabad (Daregaon)	7,880	100%
15	Disaster Relief - Catastrophe Fund	6,660	100%
16	Dual Education for Management Students 2020	12	83%

* COVID 19 response mainly consists of strengthening and upgrading of public health systems. Hence, we are not using / including the number of patients benefitting from these public health systems.

Principle 9: Businesses should engage with and provide value to their consumers in a responsible manner



Essential Indicators

1. Describe the mechanisms in place to receive and respond to consumer complaints and feedback.

Siemens Limited has defined a process to ensure all the complaints and feedback from customers received from multiple channels are addressed. These multiple channels integrated within the defined process include,

- (i) dedicated toll-free number that is active from 8am - 8pm Monday to Saturday
- (ii) dedicated contact page on website that includes multiple enquiry forms to address different types of enquiries and is accessible 24*7, all days of the week
- (iii) Complaints/Feedback received on Email
- (iv) Complaints/Feedback received directly by Siemens representative via phone or other means

Dedicated expert teams within the businesses manage all the complaints and feedback to ensure prompt response and timely resolution. The received complaints and feedback are captured within an online tool where tickets are generated, assigned to the experts from relevant business units, tracked, and managed as per the defined process.

2. Turnover of products and/ services as a percentage of turnover from all products/service that carry information about:

	As a percentage to total turnover
Environmental and social parameters relevant to the product	15%
Safe and responsible usage	100% (of products)
Recycling and/or safe disposal	100% (of products)

3. Number of consumer complaints in respect of the following

	FY 2022			FY 2021		
	Received during the year	Pending resolution at end of year	Remarks	Received during the year	Pending resolution at end of year	Remarks
Data privacy	-	-	-	-	-	-
Advertising	-	-	-	-	-	-
Cyber-security	-	-	-	-	-	-
Delivery of essential services	-	-	-	-	-	-
Restrictive Trade Practices	-	-	-	-	-	-
Other	1,105	90		1,205	24	

4. Details of instances of product recalls on account of safety issues:

	Number	Reasons for recall
Voluntary recalls	0	
Forced recalls	0	

5. **Does the entity have a framework/ policy on cyber security and risks related to data privacy? (Yes/No) If available, provide a web-link of the policy.**

Cybersecurity

Siemens has established a global Product Computer Emergency Response Team (CERT) to address the reported vulnerabilities in its products and Siemens publishes the remedial measures for these reported vulnerabilities.

More details on the framework are available on

<https://new.siemens.com/global/en/products/services/cert.html#SecurityPublications>

<https://new.siemens.com/global/en/Company/topic-areas/cybersecurity.html>

Data Privacy

Siemens processes personal data in compliance with applicable laws on data protection and data security. This policy is applicable to all entities of Siemens AG. For data privacy there is a global policy available at <https://new.siemens.com/global/en/general/legal/business-partner-privacy-notice.html>

6. **Provide details of any corrective actions taken or underway on issues relating to advertising, and delivery of essential services; cyber security and data privacy of customers; re-occurrence of instances of product recalls; penalty / action taken by regulatory authorities on safety of products / services.**

There were no consumer complaints on issues relating to advertising, delivery of essential services, cyber security and data privacy of customers. The complaints in 'others' category under indicator 5 of this principle pertains to either product delivery or service issues. The respective businesses have resolved the complaints effectively.

Leadership Indicators

1. **Channels / platforms where information on products and services of the entity can be accessed (provide web link, if available).**

The information on products and services is available on the Siemens website under www.siemens.co.in.

2. **Steps taken to inform and educate consumers about safe and responsible usage of products and/or services.**

The usage of products and services is outlined in manuals and videos available on the Siemens platforms.

3. **Mechanisms in place to inform consumers of any risk of disruption/discontinuation of essential services.**

Siemens is not involved in directly providing essential services (as per essential service definition given in The Essential Services Maintenance Act, 1981), however, Siemens also supplies its product and services to customer who are provider of essential services like Railways, Power utilities etc. Siemens ensures that its customer face minimum disruption in their operations and services. Siemens maintains continuous connect with its customers which ensures smooth running of their operations.

4. **Does the entity display product information on the product over and above what is mandated as per local laws? (Yes/No/Not Applicable) If yes, provide details in brief. Did your entity carry out any survey with regard to consumer satisfaction relating to the major products / services of the entity, significant locations of operation of the entity or the entity as a whole? (Yes/No)**

Yes, products / services of Siemens Limited adhere to all relevant laws and applicable regulations including product labelling. Beyond that the Company also adhere to the product labelling norms as applicable and required as per global established standards e.g., Siemens uses EPD (Environmental Product Declaration) for communication.

Siemens Limited carried out consumer satisfaction survey based on Net Promoter Score (NPS) methodology. NPS is an internationally followed and recognized approach based on the commonly applied performance indicators. The NPS in FY 2021-22 was 73. Besides the NPS, customer feedback is gathered post customer interaction, such as product or service delivery as well as during the project execution / completion. The inputs are analysed for bringing about relevant continual process improvements.

5. **Provide the following information relating to data breaches:**

- Number of instances of data breaches along-with impact
- Percentage of data breaches involving personally identifiable information of customers

Currently there are no incidents recorded pertaining to customer data breaches.

Annexure I

Web Links of Siemens Policies

Siemens Policies in line with the National Guidelines on Responsible Business Conduct

1. Siemens Business Conduct Guidelines
<https://new.siemens.com/in/en/company/investor-relations/business-ethics.html>
2. Siemens Group Code of Conduct for Suppliers and Third Party Intermediaries
<https://new.siemens.com/global/en/company/sustainability/compliance.html>
3. Corporate Social Responsibility Policy
<https://new.siemens.com/in/en/company/investor-relations/corporate-governance.html>
4. Policy for determination of materiality of any event / information
<https://new.siemens.com/in/en/company/investor-relations/corporate-governance.html>
5. General Policies
<https://new.siemens.com/in/en/company/investor-relations/corporate-governance.html>

All other policies are available on the Company's internal network.