



February 17, 2023

The Corporate Relationship Department
BSE Limited,
P.J. Towers, Dalal Street,
Mumbai- 400001
Scrip Code: 500089

The Calcutta Stock Exchange Ltd.
71 Lyons Range,
Kolkata- 700001
Scrip Code: 10013217

National Stock Exchange of India Limited,
Exchange Plaza, 5th Floor, Plot No. C/1, G Block,
Bandra Kurla Complex,
Bandra (E), Mumbai – 400051
Scrip Code: DICIND

Sub: Newspaper Advertisement for publication of Financial Results for the quarter and year ended December 31, 2022

Dear Madam/Sir,

Please find enclosed herewith copies of the Newspaper Advertisement published by the Company in the Newspaper i.e., Business Standard (English Language) and Aajkal (Regional Language) on February 10, 2023, regarding publication of Financial Results of the Company for quarter and year ended December 31, 2022.

Thanking You,
Yours Truly,
For **DIC India Limited**

Raghav Shukla
Corp. GM- Legal &
Company Secretary
M.No. F5252

DIC INDIA LIMITED

Fusion square, 5th Floor, Plot no. 5A & 5B, Sector-126, Noida – 201303

Tel: +91-120-6361414 | Fax: +91-120-6361443

GSTIN: 09AABCC0703C1ZF

CIN No. L24223WB1947PLC015202

Website: www.dic.co.in | Email id: investors@dic.co.in

Registered office: Transport Depot Road, Kolkata – 700088



Aeronautical Development Agency
(Ministry of Defence, Govt. of India)
PB No. 1718, Vimanapura Post, Bangalore-560017

Notification Reference No. ADA/AMCA/INDINT/01/2023 Dated: 07.02.2023

INTERACTION WITH INDIAN INDUSTRIES FOR POSSIBILITY OF PARTNERSHIP (TECHNOLOGY CUM INVESTMENT) IN DEVELOPMENT AND MANUFACTURING ACTIVITIES OF AMCA

Aeronautical Development Agency (ADA), under the aegis of Department of Defence R&D, Ministry of Defence has been entrusted with the development of Light Combat Aircraft (LCA) for Indian Air Force (IAF). ADA has successfully designed, developed and commercialised the Light Combat Aircraft and 02 Squadrons are in operation in Indian Air Force.


Based on the success of LCA, GoI has entrusted ADA with the design of Advanced Medium Combat Aircraft (AMCA) for IAF. The AMCA is a fifth generation, medium weight, multi role, and twin-engine aircraft.

In order to accelerate the development and production activities of AMCA, ADA is looking for interaction with the prospective partners who are willing to participate as Technology cum Investment partners towards the development and manufacturing of AMCA.

Responses may be submitted on ADA website at the address <https://www.ada.gov.in> in the format provided therein by 28th February 2023.

The forum for interactions is planned on 17th & 18th March 2023.

offg. Project Director(AMCA)



A. K. CAPITAL SERVICES LIMITED

BUILDING BONDS

Registered Office: 603, 6th Floor, Windsor, Off CST Road, Kalina, Santacruz (East), Mumbai - 400 098
Tel: 91(022) 6754 6500 | Fax: 91(022) 6610 0594 | Email: compliance@akgroup.co.in | Website: www.akgroup.co.in | CIN: L74899MH1993PLC274881

EXTRACT OF STANDALONE AND CONSOLIDATED RESULTS FOR THE QUARTER AND NINE MONTHS ENDED DECEMBER 31, 2022


(₹ In Lakhs except per share data)

Sr. No.	Particulars	Standalone Quarter ended			Standalone Nine Months ended			Standalone Year ended			Consolidated Quarter ended			Consolidated Nine Months ended			Consolidated Year ended
		31-12-2022	30-09-2022	31-12-2021	31-12-2022	31-12-2021	31-03-2022	31-12-2022	30-09-2022	31-12-2021	31-12-2022	30-09-2022	31-12-2021	31-12-2022	30-09-2022	31-03-2022	
1	Total income from operations (net)	2,932.43	3,072.45	2,289.59	8,635.48	6,649.40	8,689.01	10,532.90	9,717.69	7,882.25	29,026.09	23,423.46	32,289.11				
2	Net Profit / (Loss) for the period (before tax, Exceptional and/or Extraordinary items)	1,008.16	1,025.63	977.88	2,956.37	2,399.00	3,278.93	2,995.07	2,857.45	2,820.93	8,667.58	8,171.90	10,864.36				
3	Net Profit / (Loss) for the period before tax (after Exceptional and/or Extraordinary items)	1,008.16	1,025.63	977.88	2,956.37	2,399.00	3,278.93	2,995.07	2,857.45	2,820.93	8,667.58	8,171.90	10,864.36				
4	Net Profit / (Loss) for the period after tax (after Exceptional and/or Extraordinary items)	760.78	766.19	733.45	2,220.10	1,803.11	2,632.15	2,213.44	2,051.22	2,062.12	6,363.97	6,120.49	8,300.56				
5	Total Comprehensive Income for the period (Comprising Profit/(Loss) for the period (after tax) and Other Comprehensive Income (after tax))	756.31	759.03	734.34	2,211.44	1,798.83	2,632.78	2,231.35	2,024.59	2,070.52	6,356.04	6,108.08	8,281.39				
6	Equity Share Capital	660.00	660.00	660.00	660.00	660.00	660.00	660.00	660.00	660.00	660.00	660.00	660.00				
7	Reserves (excluding Revaluation Reserve as shown in the Balance Sheet of previous year)								43,446.44							75,322.67	
8	Earnings Per Share (before extraordinary items) (of ₹10/- each)																
	Basic (in ₹) (not annualised)	11.53	11.61	11.11	33.64	27.32	39.88	33.26	30.80	31.01	95.59	91.90	124.65				
	Diluted (in ₹) (not annualised)	11.53	11.61	11.11	33.64	27.32	39.88	33.26	30.80	31.01	95.59	91.90	124.65				
9	Earnings Per Share (after extraordinary items) (of ₹10/- each)																
	Basic (in ₹) (not annualised)	11.53	11.61	11.11	33.64	27.32	39.88	33.26	30.80	31.01	95.59	91.90	124.65				
	Diluted (in ₹) (not annualised)	11.53	11.61	11.11	33.64	27.32	39.88	33.26	30.80	31.01	95.59	91.90	124.65				

Note: The above is an extract of the detailed format of Quarter and nine months ended December 31, 2022 Financial Results filed with the Stock Exchanges under Regulation 33 of the SEBI (Listing Obligations and Disclosure Requirements) Regulations, 2015. The full format of the Quarter and nine months ended December 31, 2022 Financial Results are available on the BSE website at www.bseindia.com and on the website of the company at www.akgroup.co.in

For A. K. Capital Services Limited
Sd/-
A. K. Mittal
Managing Director
DIN:00698377

Dated: February 08, 2023
Place: Mumbai



DIC INDIA LIMITED
CIN - L24223WB1947PLC015202
Regd. Office: Transport Depot Road, Kolkata-700088
Ph.: 033 24496591-95 | Email id: investors@dic.co.in
Website: www.dic.co.in

STATEMENT OF FINANCIAL RESULTS FOR THE QUARTER AND YEAR ENDED ON DECEMBER 31, 2022

(Rs. in Lakhs except EPS figure)

Particulars	3 months ended	Preceding 3 months ended	Corresponding 3 months ended	Year ended	Previous Year ended
	December 31, 2022	September 30, 2022	December 31, 2021	December 31, 2022	December 31, 2021
	(Unaudited)	(Unaudited)	(Unaudited)	(Audited)	(Audited)
Total income from operations (net)	23,163.86	22,325.62	21,958.75	87,199.01	74,482.95
Net Profit/ (Loss) for the period (before Tax, Exceptional and/or Extraordinary items)	468.92	218.97	416.49	1,131.30	1,676.13
Net Profit/ (Loss) for the period before tax (after Exceptional and/or Extraordinary items)	468.92	218.97	416.49	4,431.30	1,676.13
Net Profit/ (Loss) for the period after tax (after Exceptional and/or Extraordinary items)	307.34	162.53	305.48	4,098.41	1,238.85
Total Comprehensive Income for the period (Comprising Profit/ (Loss) for the period (after tax) and Other Comprehensive Income (after tax))	325.17	153.86	294.54	4,090.22	1,204.17
Equity Share Capital	917.90	917.90	917.90	917.90	917.90
Reserves (excluding Revaluation Reserve as shown in the Balance Sheet of Previous year)				41,306.86	37,675.59
Earnings per Share (of Rs. 10/- each) (for continuing and discontinued operations)#					
1. Basic	3.35	1.77	3.33	44.65	13.50
2. Diluted	3.35	1.77	3.33	44.65	13.50


EPS is not annualised for the quarter ended December 31, 2022, December 31, 2021 and September 30, 2022 respectively.

Notes:

- The above is an extract of the detailed format of Quarterly Financial Results filed with the Stock Exchanges under Regulation 33 of the SEBI (Listing and Other Disclosure Requirements) Regulations, 2015. The full format of the Quarterly/ Annual Financial Results are available on the Stock Exchange websites.
- The above audited financial results for the year ended December 31, 2022 have been duly reviewed by the Audit Committee and were taken on record by the Board of Directors at its meeting held on February 8, 2023.
- Figures for the previous periods have been regrouped / rearranged wherever necessary to conform to current period's classification.

By Order of the Board
Sd/-
Manish Bhatia
Managing Director and CEO

February 8, 2023



ANJANI PORTLAND CEMENT LIMITED
CIN:L26942GT1983PLC157712
Website Address : www.anjanicement.com
Regd. Office: #6-3-553, Unit No. E3 & E4, 4th Floor, Quena Square Off: Taj Deccan Road, Erramanzil, Hyderabad, Telangana 500082
Tel no: +91-40-23353096

Extract of Un-Audited Consolidated Financial Results for the Quarter and Nine months ended 31st December, 2022 (Rs. in Lakhs except for EPS)

Sl.No.	Particulars	Consolidated					
		Quarter Ended		Nine Months Ended		Year Ended	
		31-12-2022	30-09-2022	31-12-2021	31-12-2022	31-12-2021	31-03-2022
1	Total income from Operations	15,103	18,198	19,509	52,855	54,958	80,126
2	Net Profit for the period (before tax, Exceptional/Extraordinary Items)	(1,551)	(2,038)	1,077	(4,583)	5,409	5,877
3	Net Profit for the period Before Tax, (after Exceptional/Extraordinary Items)	(1,551)	(2,038)	1,077	(4,583)	5,409	5,877
4	Net Profit for the period After Tax (after Exceptional/Extraordinary Items)	(1,416)	(1,971)	786	(4,160)	4,026	4,199
5	Total Comprehensive Income for the period (Comprising Profit for the period after tax and Other comprehensive income after tax)	(1,404)	(1,969)	777	(4,110)	4,004	4,214
6	Paid up Equity Share Capital	2,529	2,529	2,529	2,529	2,529	2,529
7	Reserves Excluding Revaluation Reserve	24,449	25,843	31,573	24,449	31,573	29,303
8	Earnings per Share (EPS) (Basic & Diluted)	(5.55)	(7.76)	3.02	(16.37)	15.57	16.38

Notes:

The above is an extract of the detailed format of Quarterly Financial Results filed with the BSE Ltd and NSE Ltd under Regulation 33 of the SEBI (Listing Obligations and Disclosure Requirements) Regulations 2015. The full format of the Results is available on the Stock Exchange website (www.bseindia.com), (www.nseindia.com) and the Company's website (www.anjanicement.com).

The specified items of the standalone financial results of the Company for the quarter ended December 31, 2022 are given below:-


Additional Information on Standalone Financial Results is as follows: (Rs. in Lakhs except for EPS)

Sl.No.	Particulars	Standalone					
		Quarter Ended		Nine Months Ended		Year Ended	
		31-12-2022	30-09-2022	31-12-2021	31-12-2022	31-12-2021	31-03-2022
1	Revenue from Operations	10,879	10,688	10,662	32,629	33,352	47,021
2	Profit before Tax (after Exceptional/Extraordinary Items)	(417)	(1,110)	602	(1,806)	4,578	4,914
3	Profit after tax	(389)	(1,066)	423	(1,712)	3,420	3,497
4	Total Comprehensive Income	(382)	(1,085)	427	(1,696)	3,411	3,503

For and on behalf of the Board of Directors of Anjani Portland Cement Limited

N.Venkat Raju
Managing Director
(DIN 08672963)

Place : Hyderabad
Date : 09th February, 2023



PUBLIC NOTICE ON AUCTION OF PLEDGED GOLD ORNAMENTS

The borrower/s in specific and interested bidders in general are hereby informed that on account of non-repayment of Bank's dues by the borrowers as under despite the payment notice and recall/auction notice issued by the Bank, the gold ornaments pledged with the bank as security by the respective borrowers for the loans availed by them will be sold in public auction on "as is where is" and "non-recourse" basis through e-auction portal <http://csbgold.auctiontiger.net> on 17th February, 2023 at 12 noon. The auction may be adjourned to any other later date at the discretion of the bank upon publication of the same in the Bank's notice board. The borrowers are hereby further informed that the gold ornaments will be disposed off by private sale if the public auction is not successful and if there is a further balance to be recovered thereafter, legal action will be initiated against the borrower/s for recovery of the balance amounts due to the bank.

S.No.	Branch Name	Account Name	Client ID	No. of Acc.	Bal. Outstanding as on 08-02-2023	Weight (grams)
2449	Tirupattur	K SUHAIL AHMED	3974569	4	845776.01	160
2450	Tirupattur	KALEEM MAJEETH	4174973	2	373568.21	71.7
2451	Tirupattur	KALIDASS MUNIRATHINAM	4183733	2	496676.42	93
2452	Tirupattur	KAVITHA SHANKAR	4215507	1	21295.89	4
2453	Tirupattur	KHAMRUNNISA KHADIR	3971779	2	360049.12	68
2454	Tirupattur	KUMAR GOBAL	4244038	1	52474.54	11.5
2455	Tirupattur	MANGAMMAL THIRUPATHI	4142602	1	135116.17	25
2456	Tirupattur	MURUGAN SANMUGAM	4233129	1	23517.02	4.7
2457	Tirupattur	MURUGAN SHANMUGAM	4193386	2	288352.59	55.5
2458	Tirupattur	NANTHA KUMAR G	4075558	1	135206	32
2459	Tirupattur	PARTHIBAN SAMPATH	4218295	1	74893.84	14.3
2460	Tirupattur	PARVATHI K	4230276	1	27917.08	5.5
2461	Tirupattur	PERUMAL DURAISAMY	3398685	2	183976.15	36.6
2462	Tirupattur	PRAVEENKUMAR PALANI	7242147	1	503508.46	101.9
2463	Tirupattur	PRAVEENKUMAR PRABHAKARAN	4152208	2	68652.98	12.9
2464	Tirupattur	R SYED SIRAJUDEEN	4202514	1	59003.73	11.5
2465	Tirupattur	RAHAMAN ANWAR	4168904	1	1561808.7	282
2466	Tirupattur	RAJESWARI R	4146292	1	236977.96	52.8
2467	Tirupattur	RAJKUMAR RAJAN	4140387	1	195878.28	37
2468	Tirupattur	RANJITHKUMAR RAJENDIRAN	4154196	5	2438978.04	453
2469	Tirupattur	RIYAZ	4166910	1	342367.28	62
2470	Tirupattur	SAMPATHKUMAR RAGHUPATHI	3869770	2	244668.69	58.2
2471	Tirupattur	SANGEETHA PALANI	4246477	1	174787.24	41.7
2472	Tirupattur	SARASWATHI VELU	4177047	2	564311.18	107.5
2473	Tirupattur	SARAVANAN	4213342	1	155175.44	30
2474	Tirupattur	SARAVANAN SELVAM	4171555	1	179787.34	35.6
2475	Tirupattur	SATHISH S	4173382	1	309787.21	55.5
2476	Tirupattur	SATHISH V	4148949	1	17416.96	4.2
2477	Tirupattur	SENTHIL MEGANATHAN	4212001	1	270850.39	51.6
2478	Tirupattur	SHEELA NAGARAJ	7309245	2	517385.68	105
2479	Tirupattur	SIRAJUNNISA YOUSUF SAHIB	4145777	2	1636180.28	295
2480	Tirupattur	SRIDHARAN JAYARAJAN	7020411	1	86187.21	17.2
2481	Tirupattur	SUDHAGAR MANI	4154341	1	1017060.09	186
2482	Tirupattur	SYED SIRAJUDEEN	2718760	1	275113.33	56
2483	Tirupattur	T AROCKIARAJ	7315260	1	340526.53	70
2484	Tirupattur	TAMILARASAN PUSHPARAJ	4177740	2	1719192.78	319.4
2485	Tirupattur	THAMIZH SELVI M	4056222	1	191328.94	38.1
2486	Tirupattur	THANGAMANI CHENRAYAN	2686538	1	104787.77	24
2487	Tirupattur	UDHAYAKUMAR CHANDRASEKARAN	4229021	1	25943.25	5.2
2488	Tirupattur	UDHAYAKUMARI RAJENDIRAN	4152305	4	1655166.92	309
2489	Tirupattur	VALLI VIJAYAKANTHURUP	4136149	2	159716	33.9
2490	Tirupattur	VASUGI SRINIVASAMORTHINI	7031889	1	432599.62	88
2491	Tirupattur	VEERAMANKANDAN SENTHILKUMAR	4110241	1	287040.73	60
2492	Tirupattur	VENKATESAN SIVANATHACHA	4092137	1	100466.24	20.3
2493	Tirupattur	VIGNESH RAJAMANICKAM	4120162	4	494709.32	92.5
2494	Tirupattur	VIJAYAKUMAR DHANAPAL	4178597	1	1267264.51	238.9
2495	Tirupattur	VIMAL VADIVEL	4235652	2	119079.94	23.6
2496	Tirupattur	VINOTHKUMAR MOHAN	4227007	1	66250.9	13
2497	Vaniyambadi	ANANDRAJ SENGUTTUVAN	4120899	1	161597.83	34
2498	Vaniyambadi	ELAMATHI GOPI	4217886	1	298504.45	57
2499	Vaniyambadi	K LOGANATHAN	4159133	1	71007.46	14
2500	Vaniyambadi	KAMSALA DEVARAJ	4174013	1	170151.45	30.5
2501	Vaniyambadi	LOKESHWARAN RAVICHANDRAN	4252452	1	95640.26	20
2502	Vaniyambadi	MURUGAN	4158364	1	144117.6	28
2503	Vaniyambadi	PRABHAKARAN	4168996	1	101199.68	18.5
2504	Vaniyambadi	RAJI KANNAIYAN	4154659	1	116856.29	23.5
2505	Vaniyambadi	RAMACHANDIRAN M	3877944	1	82665.28	16.2

