

October 30, 2021

E-FILING

To,

1. The Manager, Corporate Relationship Dept.,
BSE LIMITED,
Phiroze Jeejeebhoy Towers,
Dalal Street,
MUMBAI – 400 001
Script Code : 526725

2. The Manager, Listing Department,
NATIONAL STOCK EXCHANGE OF INDIA LIMITED,
"Exchange Plaza", C-1, Block-"G",
Bandra-Kurla Complex, Bandra (E),
MUMBAI – 400 051
NSE Symbol : SANDESH (EQ.)

Re.: **Outcome of the Board Meeting held on October 30, 2021**

Dear Sir / Madam,

Pursuant to Regulation 30 and Regulation 33 of the SEBI (Listing Obligations and Disclosure Requirements) Regulations, 2015, as amended, we hereby inform and submit that:

1. The Board of Directors of the Company at its meeting held today, have considered, approved and taken on record the Standalone and Consolidated Un-audited Financial Results set out in compliance with Indian Accounting Standards (Ind-AS) for the Quarter and Half year ended September 30, 2021.
2. The copy of the said Standalone and Consolidated Un-audited Financial Results for the Quarter and Half year ended September 30, 2021 (along with the Limited Review Report of the Statutory Auditors), which were duly reviewed and recommended by the Audit Committee and thereby approved by the Board of Directors, is enclosed herewith.

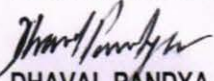
The above information is also available on the website of the Company www.sandesh.com.

The Board meeting commenced at 5:30 p.m. and concluded at 6:40 p.m.

Kindly take the same on your records.

Thanking you,

Yours sincerely,
FOR, THE SANDESH LIMITED


DHAVAL PANDYA
COMPANY SECRETARY



Encl.: As Above

THE SANDESH LIMITED (CIN : L22121GJ1943PLC000183)

REGD. OFFICE : 'SANDESH BHAVAN', LAD SOCIETY ROAD, B/H VASTRAPUR GAM P.O. BODAKDEV, AHMEDABAD-380 054
PHONE : (079) 40004319, 40004175 FAX NO. : +91 79 40004242 E-mail : secretarial@sandesh.com, cs@sandesh.com
VISIT US : WWW.SANDESH.COM

SGDG & ASSOCIATES LLP

Chartered Accountants

Independent Auditor's Review Report on the Quarterly and Year to Date Unaudited Standalone Financial Results of The Sandesh Limited pursuant to the Regulation 33 of the SEBI (Listing Obligations and Disclosure Requirements) Regulations, 2015, as amended

To,
The Board of Directors of
The Sandesh Limited

1. We have reviewed the accompanying statement of unaudited standalone financial results of The Sandesh Limited (the "Company") for the quarter and the half year ended on September 30, 2021 (the "Statement") attached herewith, being submitted by the Company pursuant to the requirements of Regulation 33 of the SEBI (Listing Obligations and Disclosure Requirements) Regulations, 2015, as amended (the "Listing Regulations").
2. This Statement, which is the responsibility of the Company's Management and approved by the Company's Board of Directors, has been prepared in accordance with the recognition and measurement principles laid down in Indian Accounting Standard 34, (Ind AS 34) "Interim Financial Reporting" prescribed under Section 133 of the Companies Act, 2013 as amended, read with relevant rules issued thereunder and other accounting principles generally accepted in India. Our responsibility is to express a conclusion on the Statement based on our review.
3. We conducted our review of the Statement in accordance with the Standard on Review Engagements (SRE) 2410, "Review of Interim Financial Information Performed by the Independent Auditor of the Entity" issued by the Institute of Chartered Accountants of India. This standard requires that we plan and perform the review to obtain moderate assurance as to whether the Statement is free of material misstatement. A review of interim financial information consists of making inquiries, primarily of persons responsible for financial and accounting matters, and applying analytical and other review procedures. A review is substantially less in scope than an audit conducted in accordance with the Standards on Auditing and consequently does not enable us to obtain assurance that we would become aware of all significant matters that might be identified in an audit. Accordingly, we do not express an audit opinion.
4. Based on our review conducted as stated above, nothing has come to our attention that causes us to believe that the accompanying Statement, prepared in accordance with the recognition and measurement principles laid down in the aforesaid Indian Accounting Standards ('Ind AS') specified under Section 133 of the Companies Act, 2013, as amended, read with relevant rules issued thereunder and other accounting principles generally accepted in India, has not disclosed the information required to be disclosed in terms of the Listing Regulations, including the manner in which it is to be disclosed, or that it contains any material misstatement.



Place: Ahmedabad
Date: October 30, 2021

For, S G D G & Associates LLP
Chartered Accountants
ICAI FRN: W100188

Bhaumik Thakkar
Bhaumik Thakkar
Partner

Membership No: 156616
ICAI UDIN: 21156616AAAAAG5302

THE SANDESH LIMITED
CIN-L22121GJ1943PLC000183

REGD. OFFICE : "SANDESH BHAVAN", LAD SOCIETY ROAD, B/H. VASTRAPUR GAM, P.O. BODAKDEV, AHMEDABAD – 380 054.(GUJ.)
Email: investorsgrievance@sandesh.com, Contact No. (079) 4000 4000,4000 4319, Fax No. (079) 4000 4242, Website: www.sandesh.com

UNAUDITED STANDALONE FINANCIAL RESULTS FOR THE QUARTER AND HALF YEAR ENDED SEPTEMBER 30, 2021

(Rs. in Lacs, except earning per share data)


Particulars	For the Quarter ended			For the Half Year Ended		For the year ended
	September 30, 2021	June 30, 2021	September 30, 2020	September 30, 2021	September 30, 2020	March 31, 2021
	Unaudited	Unaudited	Unaudited	Unaudited	Unaudited	Audited
I Revenue From Operations	7 324.78	5 288.92	5 954.41	12 613.70	10 293.67	27 184.37
II Other Income	375.69	879.26	805.85	1 254.95	2 325.35	4 702.60
III Total Revenue (I + II)	7 700.47	6 168.18	6 760.26	13 868.65	12 619.02	31 886.97
IV Expenses ::						
a Cost of material consumed	1 965.14	1 723.09	1 650.10	3 688.23	2 927.45	6 922.85
b Changes in inventories / Cost of goods sold	.32	2.99	5.42	3.31	6.42	2 362.72
c Employee Benefits Expense	865.55	712.80	685.68	1 578.35	1 272.69	2 808.78
d Finance Cost	10.18	9.39	18.79	19.57	27.27	46.10
e Depreciation and Amortisation Expenses	166.34	163.53	174.08	329.87	345.01	693.61
f Other expenses	1 635.93	1 667.07	1 373.05	3 303.00	3 247.95	7 572.56
Total Expenses (IV)	4 643.46	4 278.87	3 907.12	8 922.33	7 826.79	20 406.62
V Profit before exceptional items and tax (III - IV)	3 057.01	1 889.31	2 853.14	4 946.32	4 792.23	11 480.35
VI Exceptional Items	163.14	0.65	4.80	163.79	3.99	152.80
VII Profit Before Tax (V + VI)	3 220.15	1 889.96	2 857.94	5 110.11	4 796.22	11 633.15
VIII Tax Expenses ::						
a Current Tax	1 062.19	446.83	622.68	1 509.02	782.68	2 307.68
b Deferred Tax	(135.79)	(53.31)	35.85	(189.10)	379.34	394.78
Total Tax Expense	926.40	393.52	658.53	1 319.92	1 162.02	2 702.46
IX Profit for the period (VII - VIII)	2 293.75	1 496.44	2 199.41	3 790.19	3 634.20	8 930.69
X Other Comprehensive Income						
Items that will not be reclassified to profit or loss						
a)Remeasurement of defined benefit obligations	-	-	-	-	-	29.65
b)Equity Instrument through Other Comprehensive Income	-	-	-	-	-	2 119.85
XI Total Comprehensive Income (IX + X) (Comprising Profit and Other Comprehensive Income for the Period)	2 293.75	1 496.44	2 199.41	3 790.19	3 634.20	11 080.19
XII Paid up Equity Share Capital (Face value of Rs. 10/- each)	756.94	756.94	756.94	756.94	756.94	756.94
XIII Earnings per Equity Share:						
Basic- Rs. Per Share	30.30	19.77	29.06	50.07	48.01	117.98
Diluted - Rs. Per Share	30.30	19.77	29.06	50.07	48.01	117.98



THE SANDESH LIMITED
Unaudited Standalone Balance Sheet as at September 30, 2021

(Rs. in Lacs)

Particulars	As at	As at
	September 30, 2021 (Unaudited)	March 31, 2021 (Audited)
A ASSETS		
(1) Non-current assets		
(a) Property, plant and equipment	6 081.82	6 363.37
(b) Capital work-in-progress	5.66	5.66
(c) Investment property	5 495.66	5 495.66
(d) Intangible assets	95.72	134.39
(e) Financial assets		
(i) Investments	24 443.39	22 818.44
(ii) Loans	-	2 874.50
(ii) Other financial assets	7 840.53	11 180.20
	43 962.78	48 872.22
(2) Current assets		
(a) Inventories	3 587.10	3 176.92
(b) Financial assets		
(i) Investments	22 733.08	28 001.15
(ii) Loans	13 406.52	6 040.01
(iii) Other financial assets	-	315.73
(iv) Trade receivables	5 252.48	5 079.74
(v) Cash and cash equivalents	7 528.17	1 854.56
(vi) Bank balances other than (v) above	18.74	18.74
(c) Current tax asset (net)	216.20	537.65
(d) Other current assets	1 510.11	2 061.20
	54 252.40	47 085.70
Total assets	98 215.18	95 957.92
B EQUITY AND LIABILITIES		
I EQUITY		
(a) Equity share capital	756.94	756.94
(b) Other equity	91 464.55	87 674.37
	92 221.49	88 431.31
II LIABILITIES		
(1) Non-current liabilities		
Deferred tax liabilities (net)	419.50	608.68
	419.50	608.68
(2) Current liabilities		
(a) Financial liabilities		
(i) Borrowings	10.00	10.00
(ii) Trade payables	1 343.97	2 216.32
(iii) Other financial liabilities	3 497.33	3 302.01
(b) Other current liabilities	699.08	1 365.79
(c) Provisions	23.81	23.81
	5 574.19	6 917.93
Total equity and liabilities	98 215.18	95 957.92



THE SANDESH LIMITED

CIN : I 22121GJ1943PLC000183

NOTES:

- i) The aforesaid financial results were reviewed by the Audit Committee and thereafter approved by the Board of the Directors at their meeting held on October 30, 2021. The same have also been subject to Limited Review by the Statutory Auditors. There are no qualifications in the report issued by the Auditors.

- ii) The Company has considered the possible effects that may result from the pandemic relating to COVID – 19 on the carrying amounts of receivables, investment in mutual fund and inter corporate deposits based on the internal and external source of information up to the date of approval of the financial statements. The Company expects that the carrying amount of these assets will be recovered. The Group will however continue to monitor any material changes to future economic conditions.

- iii) In accordance with Ind AS 108, Operating Segments, the company has disclosed the segment information in the consolidated financial statements.

- iv) Figures for the previous periods have been regrouped / re- arranged, wherever considered necessary.

Place: Ahmedabad
Date: October 30, 2021



For and on behalf of the Board
The Sandesh Limited

Parthiv Patel
(DIN: 00050211)
Managing Director

THE SANDESH LIMITED
Unaudited Standalone Cash Flow Statement for the Half Year ended September 30, 2021

(Rs. in Lacs)

Particulars	For the Half Year ended	
	September 30, 2021	September 30, 2020
	(Unaudited)	(Unaudited)
A. CASH FLOW FROM OPERATING ACTIVITIES		
Net profit before tax	5 110.11	4 796.22
Adjustments for		
Depreciation and amortisation	329.87	345.01
(Profit) on sale of property plant and equipments	(163.79)	(3.99)
Interest income	(322.63)	(113.99)
Dividend income	(55.39)	(16.07)
Changes in fair value of financial assets at fair value through profit or loss	(871.57)	(2 187.82)
Finance Cost	19.57	27.27
OPERATING PROFIT BEFORE WORKING CAPITAL CHANGES	4 046.17	2 846.63
Adjustments for		
Trade and other receivables	(172.74)	1 476.19
Inventories	(410.18)	(4 847.53)
Payables, other financial liabilities and provision	(1 343.75)	(425.20)
Loans, other financial assets and other assets	(285.54)	(2 543.77)
CASH GENERATED FROM OPERATIONS	1 833.96	(3 493.68)
Direct Taxes Paid	(1 187.60)	(827.48)
NET CASH FLOW FROM OPERATING ACTIVITIES	646.36	(4 321.16)
B. CASH FLOW FROM INVESTING ACTIVITIES		
Purchase of property, plant and equipments including work in progress	(19.95)	(392.68)
Sale of property, plant and equipment	174.07	7.50
Investments (net)	4 514.68	5 247.15
Sale of Investment property	-	-
Interest income	322.63	113.99
Dividend income	55.39	16.07
NET CASH FLOW FROM INVESTING ACTIVITIES	5 046.82	4 992.03
C. CASH FLOW FROM FINANCING ACTIVITIES		
Finance Cost	(19.57)	(27.27)
NET CASH FLOW IN FINANCING ACTIVITIES	(19.57)	(27.27)
NET INCREASE IN CASH AND CASH EQUIVALENTS	5 673.61	643.60
OPENING CASH AND CASH EQUIVALENTS	1 854.56	1 445.39
CLOSING CASH AND CASH EQUIVALENTS	7 528.17	2 088.99



SGDG & ASSOCIATES LLP

Chartered Accountants

Independent Auditor's Review Report on the Quarterly and Year to Date Unaudited Consolidated Financial Results of the Company pursuant to the Regulation 33 of the SEBI (Listing Obligations and Disclosure Requirements) Regulations, 2015, as amended

To
The Board of Directors of
The Sandesh Limited

1. We have reviewed the accompanying Statement of Unaudited Consolidated Financial Results of The Sandesh Limited (the "Holding Company") and its subsidiaries (the Holding Company and its subsidiaries together referred to as "the Group") for the quarter and the half year ended on September 30, 2021 (the "Statement") attached herewith, being submitted by the Holding Company pursuant to the requirements of Regulation 33 of the SEBI (Listing Obligations and Disclosure Requirements) Regulations, 2015, as amended (the "Listing Regulations").

This Statement, which is the responsibility of the Holding Company's Management and approved by the Holding Company's Board of Directors, has been prepared in accordance with the recognition and measurement principles laid down in Indian Accounting Standard 34, (Ind AS 34) "Interim Financial Reporting" prescribed under Section 133 of the Companies Act, 2013 as amended, read with relevant rules issued thereunder and other accounting principles generally accepted in India. Our responsibility is to express a conclusion on the Statement based on our review.

2. We conducted our review of the Statement in accordance with the Standard on Review Engagements (SRE) 2410, "Review of Interim Financial Information Performed by the Independent Auditor of the Entity", issued by the Institute of Chartered Accountants of India. This standard requires that we plan and perform the review to obtain moderate assurance as to whether the Statement is free of material misstatement. A review of interim financial information consists of making inquiries, primarily of persons responsible for financial and accounting matters, and applying analytical and other review procedures. A review is substantially less in scope than an audit conducted in accordance with the Standards on Auditing and consequently does not enable us to obtain assurance that we would become aware of all significant matters that might be identified in an audit. Accordingly, we do not express an audit opinion.

We also performed procedures in accordance with the Circular No. CIR/CFD/CMD1/44/2019 dated March 29, 2019 issued by the Securities and Exchange Board of India under Regulation 33(8) of the Listing Regulations, to the extent applicable.

3. The Statement includes the financial results of following entities:

- Holding Company: The Sandesh Limited
- Wholly owned Subsidiary: Sandesh Digital Private Limited

4. Based on our review conducted and procedures performed as stated in paragraph 3 above, nothing has come to our attention that causes us to believe that the accompanying Statement, prepared in accordance with recognition and measurement principles laid down in the Indian Accounting Standards ('Ind AS') prescribed under Section 133 of the Companies Act, 2013, as amended, read with relevant rules issued thereunder and other accounting principles generally accepted in India, has not disclosed the information required to be disclosed in terms of the Listing Regulations, including the manner in which it is to be disclosed, or that it contains any material misstatement.



S G D G & Associates LLP, a Limited Liability Partnership with LLP Identity No. AAI-3248

5-6, Shivalik Plaza, Opp. A.M.A., ATIRA, Polytechnic, Ambawadi, Ahmedabad- 380 015
Contact No. : +91-9974940700, 9820851518 • Email : info@sgdg.co.in • Website : www.sgdg.co.in

5. The accompanying Statement includes unaudited interim financial results and other unaudited financial information of subsidiary company which have not been reviewed by us, whose unaudited interim financial results/information reflects total assets of INR 489.48 lakhs for six months ended on September 30, 2021 and total revenue of INR 55.45 lakhs and INR 130.25 lakhs, total net profit after tax of INR 10.28 lakhs and INR 38.70 lakhs, total comprehensive income of INR 10.28 lakhs and INR 38.70 lakhs for the quarter and six months ended on September 30, 2021 respectively and net cash flows INR 7.37 lakhs for six months ended on September 30, 2021 as considered in the consolidated unaudited financial results. These unaudited interim financial results and other unaudited financial information have been approved and furnished to us by the management. Our conclusion on the statement, in so far as it relates to affairs of the subsidiary company is based solely on such unaudited interim financial results and other unaudited financial information. According to the information and explanation given to us by the Management, these financial results are not material to the Group.

Our conclusion is not modified in respect of the above matters.



Place: Ahmedabad
Date: October 30, 2021

For, S G D G & Associates LLP
Chartered Accountants
ICAI FRN: W100188

Bhaumik Thakkar

Bhaumik Thakkar
Partner

Membership No: 156616

ICAI UDIN: 21156616AAAAAH32J4

UNAUDITED CONSOLIDATED FINANCIAL RESULTS FOR THE QUARTER AND HALF YEAR ENDED SEPTEMBER 30, 2021

(Rs. in Lacs, except earning per share data)

Particulars	For the Quarter ended			For the Half Year Ended		For the year ended
	September 30, 2021	June 30, 2021	September 30, 2020	September 30, 2021	September 30, 2020	March 31, 2021
	Unaudited	Unaudited	Unaudited	Unaudited	Unaudited	Audited
I Revenue From Operations	7 367.85	5 351.08	5 996.59	12 718.93	10 377.20	27 372.07
II Other Income	382.46	885.00	809.98	1 267.46	2 335.90	4 721.51
III Total Revenue (I + II)	7 750.31	6 236.08	6 806.57	13 986.39	12 713.10	32 093.58
IV Expenses ::						
a Cost of material consumed	1 965.14	1 723.09	1 650.10	3 688.23	2 927.45	6 922.85
b Changes in inventories / Cost of goods sold	.32	2.99	5.42	3.31	6.42	2 362.72
c Employee Benefits Expense	889.00	728.39	702.02	1 617.39	1 303.69	2 872.53
d Finance Cost	10.18	9.39	18.79	19.57	27.27	46.10
e Depreciation and Amortisation Expenses	166.81	163.53	174.08	330.34	345.01	693.61
f Other expenses	1 648.18	1 681.32	1 386.81	3 329.50	3 271.98	7 625.05
Total Expenses (IV)	4 679.63	4 308.71	3 937.22	8 988.34	7 881.82	20 522.86
V Profit before Share of Profit of Associate, exceptional item and tax (III - IV)	3 070.68	1 927.37	2 869.35	4 998.05	4 831.28	11 570.72
VI Share of Profit of Associate	-	-	310.15	-	801.31	-
VII Profit before Exceptional items and tax (V+VI)	3 070.68	1 927.37	3 179.50	4 998.05	5 632.59	11 570.72
VIII Exceptional Items	163.14	0.65	4.80	163.79	3.99	152.80
IX Profit before tax (VII+VIII)	3 233.82	1 928.02	3 184.30	5 161.84	5 636.58	11 723.52
X Tax Expenses ::						
a Current Tax	1 064.64	456.18	625.88	1 520.82	790.18	2 334.23
b Deferred Tax	(134.84)	(53.02)	36.87	(187.86)	381.86	391.00
Total Tax Expense	929.80	403.16	662.75	1 332.96	1 172.04	2 725.23
XI Profit for the Year (IX - X)	2 304.02	1 524.86	2 521.55	3 828.88	4 464.54	8 998.29
XII Other Comprehensive Income						
Items that will not be reclassified to profit or loss						
a) Remeasurement of defined benefit obligations	-	-	-	-	-	29.69
b) Equity Instrument through Other Comprehensive Income	-	-	-	-	-	2 119.85
c) Share in Other Comprehensive Income of Associate	-	-	-	-	-	-
Total Other Comprehensive income	-	-	-	-	-	2,149.54
XIII Total Comprehensive Income (XI + XII) (Comprising Profit and Other Comprehensive Income for the Period)	2 304.02	1 524.86	2 521.55	3 828.88	4 464.54	11 147.83
XIV Net profit attributable to						
a) Owner of the company	2 304.02	1 524.86	2 521.55	3 828.88	4 464.54	8 998.29
b) Non Controlling Interest	-	-	-	-	-	-
XV Other Comprehensive income attributable to						
a) Owner of the company	-	-	-	-	-	2,149.54
b) Non Controlling Interest	-	-	-	-	-	-
XVI Total Comprehensive income attributable to						
a) Owner of the company	2 304.02	1 524.86	2 521.55	3 828.88	4 464.54	11 147.83
b) Non Controlling Interest	-	-	-	-	-	-
XVII Paid up Equity Share Capital (Face value of Rs. 10/- each)	756.94	756.94	756.94	756.94	756.94	756.94
XVIII Earnings per Equity Share:						
Basic- Rs. Per Share	30.44	20.14	33.31	50.58	58.98	118.88
Diluted - Rs. Per Share	30.44	20.14	33.31	50.58	58.98	118.88



THE SANDESH LIMITED
Unaudited Consolidated Balance Sheet as at September 30, 2021

(Rs. in Lacs)

Particulars	As at	As at
	September 30, 2021 (Unaudited)	March 31, 2021 (Audited)
A ASSETS		
(1) Non-current assets		
(a) Property, plant and equipment	6 087.88	6 363.37
(b) Capital work-in-progress	5.66	5.66
(c) Investment property	5 495.66	5 495.66
(d) Intangible assets	95.72	134.39
(e) Financial assets		
(i) Investments	24 442.39	22 817.44
(ii) Loans	-	2 874.50
(ii) Other financial assets	7 840.63	11 180.30
	43 967.94	48 871.32
(2) Current assets		
(a) Inventories	3 587.10	3 176.92
(b) Financial assets		
(i) Investments	23 156.10	28 392.07
(ii) Loans	13 406.52	6 040.01
(iii) Other financial assets	-	315.73
(iv) Trade receivables	5 292.84	5 117.01
(v) Cash and cash equivalents	7 544.65	1 863.66
(vi) Bank balances other than (v) above	18.74	18.74
(c) Current tax asset (net)	208.59	535.68
(d) Other current assets	1 510.62	2 061.63
	54 725.16	47 521.45
Total assets	98 693.10	96 392.77
B EQUITY AND LIABILITIES		
I EQUITY		
(a) Equity share capital	756.94	756.94
(b) Other equity	91 922.03	88 093.15
	92 678.97	88 850.09
II LIABILITIES		
(1) Non-current liabilities		
(a) Provisions	2.66	2.66
(b) Deferred tax liabilities (net)	423.74	611.67
	426.40	614.33
(2) Current liabilities		
(a) Financial liabilities		
(i) Borrowings	10.00	10.00
(ii) Trade payables	1 356.87	2 224.23
(iii) Other financial liabilities	3 496.44	3 302.01
(b) Other current liabilities	700.61	1 368.30
(c) Provisions	23.81	23.81
	5 587.73	6 928.35
Total equity and liabilities	98 693.10	96 392.77



THE SANDESH LIMITED
CIN : L22121GJ1943PLC000183


NOTES:

- i) The aforesaid financial results were reviewed by the Audit Committee and thereafter approved by the Board of the Directors at their meeting held on October 30, 2021. The same have also been subject to Limited Review by the Statutory Auditors. There are no qualifications in the report issued by the Auditors.
- ii) The Group has considered the possible effects that may result from the pandemic relating to COVID – 19 on the carrying amounts of receivables, investment in mutual fund and inter corporate deposits based on the internal and external source of information up to the date of approval of the financial statements. The Company expects that the carrying amount of these assets will be recovered. The Group will however continue to monitor any material changes to future economic conditions.
- iii) Figures for the previous periods have been regrouped / re- arranged, wherever considered necessary.

Place: Ahmedabad
Date: October 30, 2021



For and on behalf of the Board
The Sandesh Limited


Parthiv Patel
(DIN: 00050211)
Managing Director

THE SANDESH LIMITED
Unaudited Consolidated Cash Flow Statement for the the Half Year ended September 30, 2021

(Rs. in Lacs)

Particulars	For the Half Year ended	
	September 30, 2021	September 30, 2020
	(Unaudited)	(Unaudited)
A. CASH FLOW FROM OPERATING ACTIVITIES		
Net profit before tax	5 161.84	5 636.58
Adjustments for		
Depreciation and amortisation	330.34	345.01
Share of Profit of Associate	-	(801.31)
(Profit) on sale of property plant and equipments	(163.79)	(3.99)
Interest income	(322.63)	(114.08)
Dividend income	(55.39)	(16.07)
Changes in fair value of financial assets at fair value through profit or loss	(883.68)	(2 198.27)
Finance Cost	19.57	27.26
OPERATING PROFIT BEFORE WORKING CAPITAL CHANGES	4 086.26	2 875.13
Adjustments for		
Trade and other receivables	(175.83)	1 468.22
Inventories	(410.18)	(4 847.53)
Payables, other financial liabilities and provision	(1 340.63)	(430.02)
Loans, other financial assets and other assets	(285.62)	(2 543.77)
CASH GENERATED FROM OPERATIONS	1 874.00	(3 477.97)
Direct Taxes Paid	(1 193.75)	(832.02)
NET CASH FLOW FROM OPERATING ACTIVITIES	680.25	(4 309.99)
B. CASH FLOW FROM INVESTING ACTIVITIES		
Purchase of property, plant and equipments including work in progress	(26.47)	(392.68)
Sale of property, plant and equipment	174.07	7.50
Investments (net)	4 494.69	5 250.14
Sale of Investment property	-	-
Interest income	322.63	114.08
Dividend income	55.39	16.07
NET CASH FLOW FROM INVESTING ACTIVITIES	5 020.31	4 995.11
C. CASH FLOW FROM FINANCING ACTIVITIES		
Finance Cost	(19.57)	(27.26)
NET CASH FLOW IN FINANCING ACTIVITIES	(19.57)	(27.26)
NET INCREASE IN CASH AND CASH EQUIVALENTS	5 680.99	657.86
OPENING CASH AND CASH EQUIVALENTS	1 863.66	1 458.94
CLOSING CASH AND CASH EQUIVALENTS	7 544.65	2 116.80



THE SANDESH LIMITED
UNAUDITED CONSOLIDATED SEGMENT INFORMATION FOR THE QUARTER AND HALF YEAR ENDED SEPTEMBER 30, 2021

(Rs. in Lacs)

Sr.No.	Particulars	For the Quarter ended			For the Half Year Ended		For the Year Ended
		September 30, 2021	June 30, 2021	September 30, 2020	September 30, 2021	September 30, 2020	March 31, 2021
		Unaudited	Unaudited	Unaudited	Unaudited	Unaudited	Audited
1	Segment Revenue						
	Media	6 911.68	5 013.81	5 469.98	11 925.49	9 268.74	23 097.23
	Finance	472.09	365.84	563.69	837.93	1,179.89	2 013.69
	Other	-	-	-	-	-	2,406.17
	Unallocated	366.54	856.43	772.89	1 222.97	2 264.47	4 576.49
	Total Revenue	7 750.31	6 236.08	6 806.57	13 986.39	12 713.10	32 093.58
2	Segment Results (Profit before Interest & Tax)						
	Media	2 423.96	725.21	1 569.17	3 149.17	1 463.68	5 355.48
	Finance	469.03	362.79	561.79	831.82	1,175.70	2 005.76
	Other	-	-	(5.42)	-	(6.42)	45.56
		2 892.99	1 088.00	2 125.54	3 980.99	2 632.96	7 406.80
	Less: Interest Expense	10.18	9.39	18.79	19.57	27.27	46.10
	Add: Other un-allocable income net off un-allocable expenditure / Other un-allocable (expenses) net off income	351.01	849.41	1 077.55	1 200.42	3 030.89	4 362.82
	Total Profit before Tax	3 233.82	1 928.02	3 184.30	5 161.84	5 636.58	11 723.52
3	Segment Assets						
	Media	19 689.05	16 508.61	22 092.24	19 689.05	22 092.24	18 788.68
	Finance	13 374.50	13 374.50	12,748.62	13 374.50	12,748.62	8 874.50
	Other	1 129.38	629.38	2 479.25	1 129.38	2 479.25	629.38
	Un-allocated	64 500.17	68 952.20	51 284.95	64 500.17	51 284.95	68 100.21
	Total Assets	98 693.10	99 464.69	88 605.06	98 693.10	88 605.06	96 392.77
4	Segment Liabilities						
	Media	4 874.88	5 353.77	4 820.02	4 874.88	4 820.02	5 872.02
	Finance	-	-	-	-	-	-
	Other	697.10	-	-	697.10	-	-
	Un-allocated	442.16	3 735.97	622.19	442.16	622.19	1 670.66
	Total Liabilities	6 014.14	9 089.74	5 442.21	6 014.14	5 442.21	7 542.68
5	Capital Expenditure	20.32	6.16	50.94	26.48	73.42	78.80
6	Depreciation and Amortisation	166.81	163.53	174.08	330.34	345.01	693.61
7	Non Cash Expenses Other than Depreciation and Amortisation	76.62	129.41	31.25	206.03	56.28	66.78

Note: -

There are no inter - segment transfers.

