

January 19, 2023

The Manager,
Listing Department,
BSE Limited,
Phiroze Jeejeebhoy Tower,
Dalal Street,
Mumbai 400 001.

The Manager,
Listing Department,
National Stock Exchange of India Ltd.,
Exchange Plaza, 5 Floor, Plot C/1, G Block,
Bandra - Kurla Complex, Bandra (E),
Mumbai 400 051.

BSE Scrip Code: 542772

NSE Symbol: IIFLWAM

Subject: Outcome of the meeting of the Board of Directors of 360 ONE WAM Limited held on Thursday, January 19, 2023

Dear Sir / Madam,

Pursuant to Regulation 30 and 51 of the SEBI (Listing Obligations and Disclosure Requirements) Regulations, 2015, as amended ("**Listing Regulations, 2015**"), we wish to inform you that the Board of Directors ("**Board**") of 360 ONE WAM Limited (Formerly known as IIFL Wealth Management Limited) ("**Company**") at its meeting held today has inter-alia approved:

- a. Unaudited Financial Results (Consolidated and Standalone) of the Company for the quarter and nine months ended December 31, 2022;
- b. fourth interim dividend for the financial year 2022-23 of Rs. 17/- (Rupees seventeen only) per equity share of the face value of Rs. 2/- (Rupees two only) each and has fixed record date as Monday, January 30, 2023, for this purpose. The said interim dividend will be paid / dispatched on or before Saturday, February 18, 2023, subject to applicable taxes;
- c. sub-division of each existing equity share of face value of Rs. 2/- (Rupees two only), into 2 (two) equity shares of face value of Re. 1/- (Rupee one only) each fully paid up and consequential alteration(s) to the Memorandum of Association and Articles of Association of the Company, subject to the approval of shareholders of the Company by way of a special resolution and any other approval(s) of the concerned regulatory authorities;
- d. increase in the authorised share capital of the Company from Rs. 26,53,00,000/- (Rupees twenty six crore fifty three lakh only) to Rs. 50,00,00,000/- (Rupees fifty crore only) divided into 50,00,00,000 (fifty crore) equity shares of face value Re. 1/- (Rupee one only) each, as adjusted for sub-division of equity shares bearing face value of Re. 1/- (Rupee one only) each and consequential alteration to Clause V(a) of the Memorandum of Association of the Company, subject to the approval of shareholders of the Company by way of an ordinary resolution and any other approval(s) of the concerned regulatory authorities;
- e. issue of 1 (one) bonus equity share of the Company of face value Re. 1/- (Rupee one only) each, for every 1 (one) fully paid up equity share of face value Re. 1/- (Rupee one only) each (i.e. as adjusted for sub-division of the equity shares of the Company) subject to the approval of shareholders of the Company by way of a special resolution and any other approval(s) of the concerned regulatory authorities; and

360 ONE WAM LIMITED (Formerly known as IIFL Wealth Management Limited)

Corporate & Registered Office: IIFL Centre, Kamala City, Senapati Bapat Marg, Lower Parel (West), Mumbai - 400 013

Tel (91-22) 4876 5600

Fax (91-22) 4646 4706

Email secretarial@iiflw.com

www.360.one

CIN: L74140MH2008PLC177884

- f. convening the 3rd Extraordinary General Meeting of the financial year 2022-23 (“EGM”) through video conferencing or other audio visual means as permitted under and in compliance with the applicable laws for seeking approval of the shareholders of the Company for the matters as referred to in ‘point c’, ‘point d’ and ‘point e’ above.

The record date to determine the eligibility of the shareholders for receipt of sub-divided equity shares and issue of bonus equity shares, shall be decided after the receipt of necessary approvals therefor and shall be subsequently intimated to the stock exchanges.

Upon commencement of dispatch of the notice of the EGM (“Notice”) to the shareholders as aforesaid, the Company shall intimate the same to the stock exchanges and also submit a copy of the Notice.

Further, we have enclosed the following:

1. Results Update containing update on Unaudited Financial Results for the quarter and nine months ended December 31, 2022, as ‘Annexure I’;
2. Investor Presentation for the quarter and nine months ended December 31, 2022, as ‘Annexure II’;
3. Limited Review Report on the Unaudited Consolidated Financial Results along with the Unaudited Consolidated Financial Results, for the quarter and nine months ended December 31, 2022, as ‘Annexure III’;
4. Limited Review Report on the Unaudited Standalone Financial Results along with the Unaudited Standalone Financial Results, for the quarter and nine months ended December 31, 2022, as ‘Annexure IV’;
5. A security cover certificate dated January 19, 2023, pursuant to the SEBI Circular No. SEBI/HO/MIRSD/MIRSD_CRADT/CIR/P/2022/6 dated May 19, 2022, issued by M/s. Deloitte Haskins & Sells LLP, Statutory Auditors of the Company, as ‘Annexure V’.

In terms of the SEBI Circular dated September 9, 2015, bearing reference no. CIR/CFD/CMD/4/2015 (“SEBI Circular”), we have also enclosed the following:

- (a) Disclosures in respect of the proposed sub-division of the equity shares of the Company and consequential alteration(s) to the Memorandum of Association and the Articles of Association of the Company as ‘Annexure VI’;
- (b) Disclosures in respect of the proposed increase in the authorised share capital of the Company and consequential alteration to the Memorandum of Association of the Company as ‘Annexure VII’; and
- (c) Disclosures in respect of the proposed issue of bonus equity shares of the Company as ‘Annexure VIII’.

Disclosure in accordance with Regulation 52(4) of Listing Regulations, 2015, read with SEBI (Issue and Listing of Non-Convertible Securities) Regulations, 2021 and SEBI Circular dated July 29, 2022, bearing reference no. SEBI/HO/DDHS/DDHS_Div1/P/CIR/2022/0000000103, as amended, in respect of the listed commercial papers and non-convertible debentures of the Company, forms part of the Unaudited Standalone Financial Results.

The meeting of Board commenced at 1:45 P.M. (IST) and concluded at 5:20 P.M. (IST).

Please note the results shall be uploaded on the websites of the Stock Exchange at <https://www.nseindia.com> and <https://www.bseindia.com> and on the website of the Company at <https://www.iiflwealth.com/Investor-Relations>.

360 ONE WAM LIMITED (Formerly known as IIFL Wealth Management Limited)

Corporate & Registered Office: IIFL Centre, Kamala City, Senapati Bapat Marg, Lower Parel (West), Mumbai - 400 013

Tel (91-22) 4876 5600

Fax (91-22) 4646 4706

Email secretarial@iiflw.com

www.360.one

CIN: L74140MH2008PLC177884



Please take the same on your records.

Thanking you.
Yours truly,

For 360 ONE WAM Limited
(Formerly known as IIFL Wealth Management Limited)

Rohit Bhave
Company Secretary
ACS: 21409
Encl.: a/a

360 ONE WAM LIMITED (Formerly known as IIFL Wealth Management Limited)

Corporate & Registered Office: IIFL Centre, Kamala City, Senapati Bapat Marg, Lower Parel (West), Mumbai - 400 013

Tel (91-22) 4876 5600

Fax (91-22) 4646 4706

Email secretarial@iiflw.com

www.360.one

CIN: L74140MH2008PLC177884

Results Update – Q3 FY 23

360 ONE WAM Ltd. reported a Consolidated Profit After Tax of Rs 180 Crs for the quarter, up 16% YoY and 4% QoQ, and Rs 513 Crs for the 9-month ended, up 24% YoY. Operating Profit Before Tax stood at Rs 229 Crs for the quarter, up 47% YoY and 13% QoQ, and Rs 639 Crs for the 9-month ended, up 50% YoY.

Total Revenues stood marginally higher QoQ at Rs 410 Crs, and Rs 1,184 Crs for the 9-month ended, up 9% YoY. Revenue from Operations stood at Rs 415 Crs, up 10% YoY and 9% QoQ, and Rs 1,172 Crs for the 9-month ended, up 20% YoY. Annual Recurring Revenues stood at Rs 276 Crs up 12% YoY and 6% QoQ, and Rs 784 Crs for the 9-month ended, up 19% YoY.

Quarterly Update								
<i>Rs in Crs.</i>	Q2 FY 23	Q3 FY 23	Q-o-Q %	Q3 FY 22	Y-o-Y %	9M FY 22	9M FY 23	Y-o-Y %
Revenue from Operations	382	415	9%	378	10%	975	1,172	20%
<i>Annual Recurring Revenue</i>	261	276	6%	245	12%	660	784	19%
<i>Transactional / Brokerage Income</i>	122	139	14%	133	5%	316	388	23%
Other Income	22	-5	NA	42	NA	111	12	NA
Total Revenues	405	410	1%	420	-3%	1,086	1,184	9%
Total Expenses	179	186	4%	222	-16%	549	533	-3%
Operating Profit Before Tax (OPBT)	203	229	13%	155	47%	426	639	50%
Profit before Tax (PBT)	226	223	-1%	198	13%	537	650	21%
Profit After Tax incl. OCI	173	180	4%	155	16%	414	513	24%

Mr. Karan Bhagat, MD & CEO, 360 ONE WAM:

- The global macro environment continues to remain moderate with high inflation and interest rates raising questions on growth in the short term. This uncertainty has resulted in volatility in all asset classes over the last quarter. While we remain cautiously optimistic in the near term, the comprehensiveness of our product offerings and advisory expertise helps in enabling clients to maintain an optimal asset diversification strategy and navigate the volatility of the current investment landscape.
- During the quarter, we rebranded ourselves to "360 ONE" which is an embodiment of two words that are extremely important to us - '360' represents the holistic view we take of the 'ONE' person whose interests are always first: Our Client.
- For the quarter, despite a weak global geopolitical and macro environment, our Annual Recurring Revenue Assets witnessed healthy net flows of Rs 10,386 Crs and ARR AUM stood at Rs 166 K Crs up 20% over last year.
- The current quarter has seen sustained strong Profit after Tax (PAT) of Rs 180 Crs. Our retentions remained healthy with wealth management retention at 56 bps, asset management retention at 83 bps and aggregate retention at 62 bps. Also, our cost to income in the current quarter has remained steady at ~45% as we continue to keep a sharp focus across all expense heads.
- We strongly believe that India's long-term inclusive growth story places the wealth management industry in sweet spot, strongly supported by increased momentum in Tier 2 cities, inter-generational wealth transfer and sustained monetization events. We are well-positioned to optimally leverage these trends and further lead the industry with our advisory proposition and leadership in alternative investments offerings.
- This quarter, our Tangible ROE has further improved to 29%. We are happy to report our fourth interim dividend of Rs 17 and remain committed to our dividend pay-out strategy. In addition, we have also proposed a share split and bonus issue in the ratio of 1:1, respectively, subject to shareholders approval.

For further information, please contact:

Mr. Akshay Gavankar

Investor Relations | 360 ONE WAM Ltd.

Email: ir@iiflw.com

Phone: +91 86558 09111

[Click here to register for conference call](#)

[Click here for investor presentation](#)

360 ONE WAM Q3 FY 23 Analyst Conference call is scheduled for Friday, 20th January, 2:00 PM IST

360 ONE

Investor Presentation – Q3 FY23

IIFL Wealth & Asset Management is now 360 ONE

Same Purpose. New Name

The logo for 360 ONE is displayed on a black square background. The number '360' is written in a large, bold, white sans-serif font. To its right, the word 'ONE' is written in a smaller, bold, white sans-serif font, with the letters stacked vertically.

360 ONE is an embodiment of two words that are extremely important to us – ‘**360**’ represents the holistic view we take of the ‘**ONE**’ person whose interests are always first: **Our Client.**

The alignment of interests with our clients, our employees and all our stakeholders has resulted in our company emerging as the leader in the industry.

- **Karan Bhagat**
Founder, MD & CEO, 360 ONE

Click [Here](#) to know more

Business Snapshot – Q3 FY23

Wealth Management

INR 216k cr / \$26bn* AUM

INR 3.5k cr Net Flows in Q3 FY23

INR 295 cr / \$36 mn* Operating Revenue in Q3 FY 23

6,800+ Relevant Families

Distribution, Brokerage, Advisory, Lending & Estate planning

Total AUM including Custody
INR 345k cr / \$41.6 bn*



ARR Net Flows – INR 10k in Q3 FY23

Asset Management

INR 59k cr / \$7.1bn* AUM

INR 2.6K cr Net Flows in Q3 FY23

INR 120 cr / \$15 mn* Operating Revenue in Q3 FY 23

166k+ Folios

AIF, PMS and Mutual Funds



61%

ARR AUM as a % of Total AUM

45.5%

Cost to income ratio



66%

ARR Revenue as a % of Total Operating Revenue

29%

Return on tangible equity



47%

Operating Profit (YoY)

₹17 per share

Proposed 4th Interim Dividend



61bps

Total Retention



110+

Average count of families managed per senior TL

Share split in the ratio of 1:1; Bonus issue in the ratio of 1:1

Key Financial Highlights



AUM

- Total AUM² is up 4.7% YoY and up 2.6% QoQ at Rs 2,75,134 Crs
- Continued focus on Recurring Revenue Assets – ARR AUM up 19.8% YoY and up 7.4% QoQ at Rs 1,66,494 Crs
- ARR Net flows at Rs 10,386 Crs for the quarter and Rs 22,122 Crs for 9M FY23; Total Net flows were Rs 6,034 Crs for the quarter and Rs 18,217 Crs for 9M FY23



REVENUES

- Total Revenues are marginally up QoQ at Rs 410 Crs, and up 9% to Rs 1,184 Crs for 9M FY23
- Revenue from Operations is up 9.9% YoY and up 8.5% QoQ at Rs 415 Crs, and up 20% to Rs 1,172 Crs for 9M FY23
- ARR Revenues is up 12% YoY and up 5.8% QoQ at Rs 276 Crs, and up 18.8% to Rs 784 Crs for 9M FY23



COST

- Total Costs are up 3.9% QoQ at Rs 186 Crs, largely due to higher spends on technology and rebranding
- Total Employee Costs is flat QoQ at Rs 132 Crs, and stands at ~32% of Total Revenues for the quarter
- Administrative Costs are up 13% QoQ to Rs 54 Crs, and stands at ~13% of Total Revenues for the quarter
- Cost to income Ratio has marginally increased to 45.5%, largely due to lower Other Income. It remains in line with our stated guidance and transition to steady state cost structure



PROFITABILITY

- Profit After Tax (PAT) is up 16.3% YoY, up 4.3% QoQ at Rs 180 Crs; and up 24% to Rs 513 Crs for 9M FY23
- PBT is up 13% YoY and flat QoQ, to Rs 223 Crs; and up 21% to Rs 650 Crs for 9M FY23
- OPBT is up 47% YoY, up 13% QoQ, to Rs 229 Crs, and up 50% to Rs 639 Crs for 9M FY23
- Tangible RoE¹ for Q3 FY23 is at 28.6%

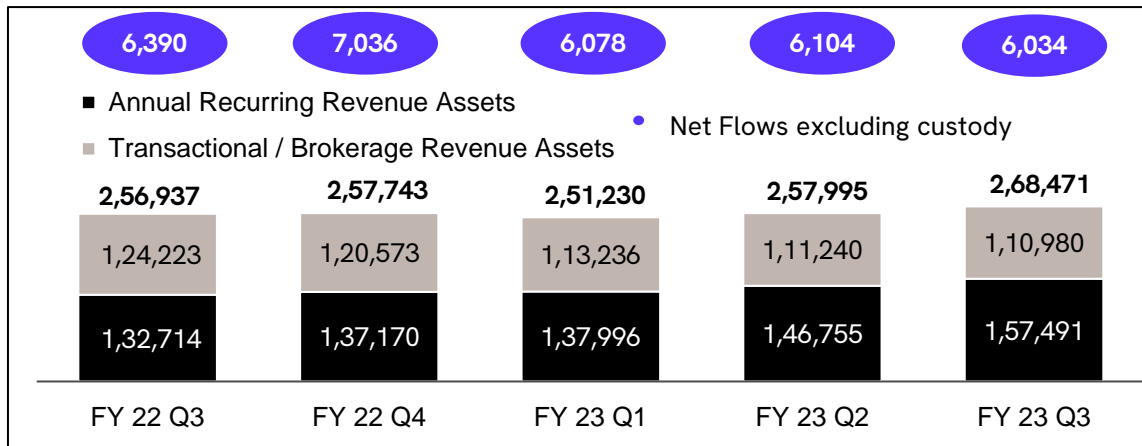
Consolidated Business Summary

Particulars (Rs. Crs.)	Q2 FY 23	Q3 FY 23	QoQ %	Q3 FY 22	YoY %	9M FY 22	9M FY 23	YoY %
AUM	2,68,286	2,75,134	3%	2,62,780	5%	2,62,780	2,75,134	5%
Annual Recurring Revenue Assets	1,54,965	1,66,494	7%	1,38,946	20%	1,38,946	1,66,494	20%
Transactional / Brkg Revenue Assets	1,13,321	1,08,640	-4%	1,23,834	-12%	1,23,834	1,08,640	-12%
REVENUE	405	410	1%	420	-3%	1,086	1,184	9%
Annual Recurring Revenues	261	276	6%	245	12%	660	784	19%
Transactional / Brokerage Revenue	122	139	14%	133	5%	316	388	23%
Total Revenue from Operations	382	415	9%	378	10%	975	1,172	20%
Other Income ¹	22	-5	NA	42	-113%	111	12	-90%
RETENTION	0.63%	0.61%		0.65%		0.60%	0.61%	
Average Annual Recurring Assets	1,46,755	1,57,491	7%	1,32,714	18%	1,21,499	1,47,414	21%
Total Average Assets	2,57,995	2,68,471	4%	2,56,937	4%	2,40,437	2,59,232	8%
Retention on ARR Assets	0.71%	0.70%		0.74%		0.72%	0.71%	
COSTS	179	186	4%	222	-16%	549	533	-3%
Employee Costs	131	132	0%	171	-23%	423	388	-8%
Fixed Employee Costs	91	92	1%	76	21%	225	271	20%
Variable Employee Costs	35	34	-3%	89	-61%	174	100	-43%
Employee ESOP Costs	5	6	13%	6	-10%	24	17	-29%
Admin and Other Expenses ¹	48	54	13%	51	7%	126	145	16%
PROFIT METRICS								
Operating Profit before Taxes (OPBT)	203	229	13%	155	47%	426	639	50%
Profit before Taxes (PBT)	226	223	-1%	198	13%	537	650	21%
Profit After Tax (PAT incl OCI & FCTR)	173	180	4%	155	16%	414	513	24%
Cost to Income Ratio	44.3%	45.5%		52.9%		50.5%	45.1%	
ROE	22.9%	23.5%		21.9%		19.2%	22.6%	
ROE Ex Goodwill & Intangibles	27.7%	28.6%		26.9%		23.5%	27.4%	

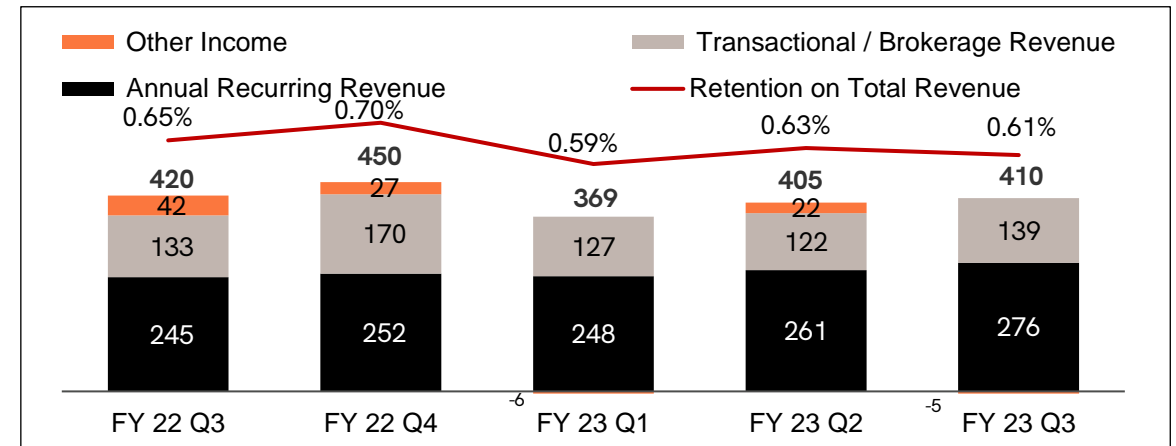
1. Q3 FY 23 Other Income includes negative FX movement of Rs 5 Crs., offset by positive movement in FCTR

Key Metrics Summary

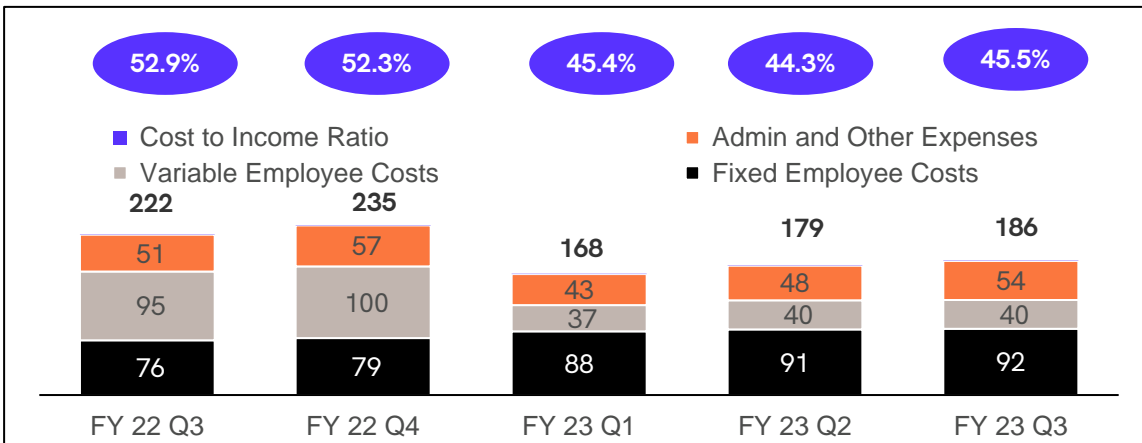
Total Average Assets Under Management (Rs. Crs.)



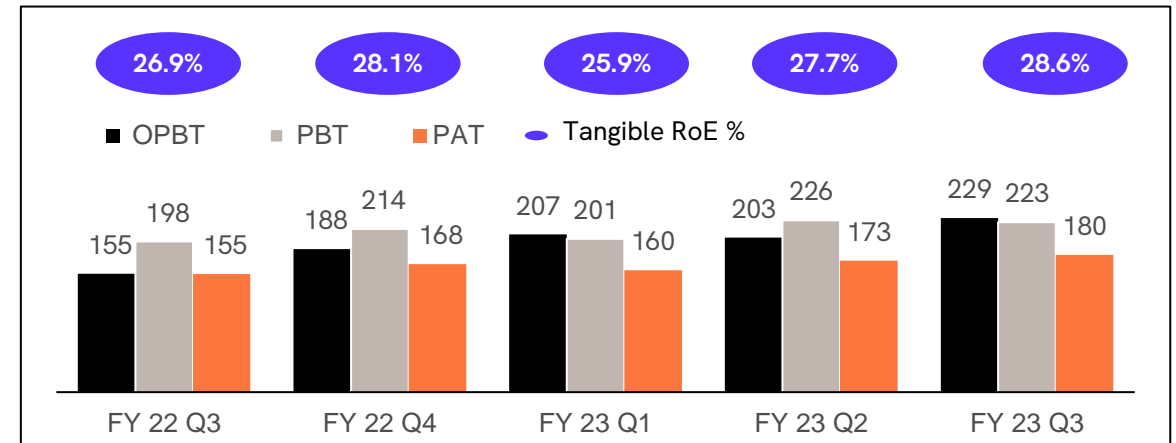
Total Revenues (Rs. Crs.) & Retentions (%) QoQ



Cost Mix (Rs. Crs.)



Profitability (Rs. Crs.)



FY23 View – Strong overall growth; Sustained performance on focus metrics

- ARR Net Flows continues to see strong traction across Wealth and Asset Management and remain broadly in line with guidance
- Overall ARR AUM tracking at ~21% YoY growth – impacted by low / negative MTM across asset classes
- Strong Operating Revenues – Sustained retentions of 70+ bps on ARR assets and continued strong transactional income
- Total Revenues tracking at ~3% lower than guidance primarily due to impact of market volatility on Other Income
- Focus on costs and operating leverage keeping expenses in control – across employees and other costs; Cost to Income sustained within guidance range of 44-45%
- Operating PBT tracking strongly at ~50% YoY growth given robust core business performance – well above guidance; Overall PAT growth marginally below guidance due to lower Other Income
- Tangible ROE tracking at guidance of 28% – Prudent capital management and dividend payouts sustained through the year

Particulars (Rs. Crs.)	Guidance FY 23 ¹	9M FY23 Actuals
Net Flows on ARR	~30,000	22,122
MTM on ARR	6%	-0.4%
Closing ARR	1,84,000	1,66,494
Avg. ARR AUM	1,62,500	1,47,414
Retention on ARR	0.73%	0.71%
ARR Revenue	1,185	784
TBR Revenue (incl. carry)	375	388
Revenue from Operations	1,560	1,172
Other Income	100	12
Total Revenues	1,660	1,184
Employee Expenses	540	388
Admin & Other expenses	200	145
Expenses	740	533
OPBT	820	639
PBT	920	650
PAT	700	513
Cost / Income Ratio	44.5%	45.1%
Tangible ROE	28.0%	27.4%
ROE	23.2%	22.6%

ARR AUM Build-up – Across Business Segments and Asset Classes (9M FY23)

Particulars (Rs. Crs.)	ARR AUM Build up 9M FY 23			
	Opening AUM	Net Flows	MTM	Closing AUM
TOTAL ARR	1,44,432	22,122	-59	1,66,494
Wealth ARR	88,857	18,537	47	1,07,441
<i>IIFL One</i>	32,724	8,439	-569	40,594
<i>Distribution Assets Earning Trail Fees</i>	51,815	9,942	616	62,373
<i>Net Interest Margin on Loans</i>	4,318	156	0	4,474
AMC ARR	55,574	3,585	-106	59,053
<i>Listed Equity</i>	24,334	830	353	25,517
<i>Private Equity</i>	22,057	173	-882	21,348
<i>Credit</i>	3,305	1,674	254	5,233
<i>Real Assets</i>	3,425	614	44	4,083
<i>Long Short</i>	1,553	-100	83	1,536
<i>Customized Multi Asset</i>	-	728	10	738
<i>Liquid</i>	900	-334	32	598

Segmental Business Summary



Segmental Business Snapshot - Quarterly

Particulars (Rs. Crs.)	AUM		NET FLOWS			REVENUE FROM OPERATIONS			RETENTION		
	Q2 FY 23	Q3 FY 23	Q2 FY 23	Q3 FY 23	9M FY 23	Q2 FY 23	Q3 FY 23	9M FY 23	Q2 FY 23	Q3 FY 23	9M FY 23
Wealth Management	2,12,520	2,16,081	6,051	3,465	14,632	272	295	826	0.54%	0.56%	0.54%
Asset Management	55,766	59,053	53	2,569	3,584	110	120	346	0.79%	0.83%	0.82%
Totals	2,68,286	2,75,134	6,104	6,034	18,217	382	415	1,172	0.59%	0.62%	0.60%
Custody : Promoter Holding	65,000	69,576	-535	3,558	4,585	-	-	-			
Grand Total	3,33,285	3,44,709	5,569	9,592	22,802	382	415	1,172			

WEALTH MANAGEMENT (Rs. Crs.)	Q2 FY 23	Q3 FY 23	9M FY 23
Revenue from Operations	272	295	826
ARR Revenue	165	173	491
TBR Revenue	108	121	335
Other Income	18	-4	9
Cost	134	137	391
Profit before tax	157	153	444

ASSET MANAGEMENT (Rs. Crs.)	Q2 FY 23	Q3 FY 23	9M FY 23
Revenue from Operations	110	120	346
ARR Revenue	96	102	293
TBR Revenue	14	18	53
Other Income	4	-1	2
Cost	46	50	142
Profit before tax	68	70	206

Segmental Snapshot - Wealth Management

PRODUCTS (Rs. Crs.)	AUM Build up Q3 FY 23				Revenue Build Up Q3 FY 23		
	Opening AUM	Net Flows	MTM	Closing AUM	Average AUM	Retentions	Revenue
TOTAL	2,12,520	3,465	96	2,16,081	2,10,376	0.56%	295
IIFL One	36,553	3,678	363	40,594	35,557	0.27%	24
<i>Discretionary</i>	11,044			11,117	10,869	0.41%	11
<i>Non Discretionary</i>	15,555			16,300	13,123	0.33%	11
<i>Advisory</i>	9,953			13,177	11,565	0.07%	2
Distribution Assets Earning Trail Fees	58,362	3,948	63	62,373	59,460	0.54%	80
<i>Mutual Funds</i>	31,681			30,428	30,845	0.40%	31
<i>Managed Accounts</i>	26,681			31,945	28,616	0.68%	49
Net Interest Margin on Loans	4,284	190	-	4,474	4,379	6.35%	70
Brokerage Income	1,01,983	-3,756	116	98,343	1,00,163		121
<i>Direct Stocks</i>	58,458			57,631	58,045		
<i>Debt Instruments & Bonds</i>	27,012			25,947	26,480		
<i>Mutual Funds Direct</i>	16,513			14,764	15,639		
Distribution Assets Not Earning Trail Fees	11,339	-596	-446	10,297	10,818		
<i>Managed Accounts where upfront fees received earlier</i>	11,339			10,297	10,818		

Segmental Snapshot (Asset Class)- Wealth Management

ASSET ALLOCATION (Rs. Crs.)	AUM Build Up – Q3 FY 23			
	Opening AUM	Net Flows	MTM	Closing AUM
TOTAL¹	2,08,236	3,275	97	2,11,607
<i>Equity</i>	1,13,983	5,252	-647	1,18,588
<i>Debt</i>	94,253	-1,977	743	93,019
- <i>Long Term</i>	62,539	500	666	63,704
- <i>Short Term</i>	12,656	-232	57	12,481
- <i>Liquid and Cash Equivalents</i>	19,058	-2,244	21	16,834

1- Numbers depicted above do not include AUM & Net Flows from Lending Activities


Segmental Snapshot – Asset Management

ASSET MANAGEMENT (Rs. Crs.)	AUM Build up Q3 FY 23				Revenue Build Up Q3 FY 23		
	Opening AUM	Net Flows	MTM	Closing AUM	Average AUM	Retentions	Revenue
TOTAL	55,766	2,569	718	59,053	58,095	0.83%	120
Discretionary Portfolio Manager	18,320	710	514	19,544	19,241	0.54%	26
- Standardized	5,568			5,608	5,697	0.95%	14
- Institutional Mandates	12,752			13,936	13,544	0.37%	13
Alternate Investment Manager	32,869	2020	38	34,927	34,145	0.83%	71
Listed Equity	3,257			3,090	3,223	0.93%	8
Private Equity	20,888			21,348	21,159	0.86%	46
Credit & Real Assets	6,742			8,215	7,512	0.67%	13
Customized Multi-Asset	377			738	685	0.23%	0
Long Short	1,604			1,536	1,566	1.24%	5
Mutual Fund Manager	4,577	-160	166	4,582	4,709	0.46%	5
Listed Equity	3,331			3,531	3,522	0.57%	5
Debt	534			453	487	0.16%	0
Liquid Funds	711			598	699	0.11%	0
Performance Fee							18

Segmental Snapshot (Asset Class) – Asset Management

STRATEGY WISE (Rs. Crs.)	AUM Build Up – Q3 FY 23			
	Opening AUM	Net Flows	MTM	Closing AUM
TOTAL	55,766	2,569	718	59,053
Listed Equity	24,299	535	683	25,517
Private Equity	20,888	551	(92)	21,348
Credit	4,536	625	72	5,233
Real Assets	3,350	695	38	4,083
Long Short	1,604	(77)	9	1,536
Customized Multi Asset	377	365	(4)	738
Liquid	711	(124)	11	598

Capital Allocation and Other Updates



Capital Allocation & Dividend

Net Worth

Tangible ~	2,526 Crs
Wealth Management	270 Crs
Lending	1,427 Crs
Asset Management	485 Crs
Fixed Assets	344 Crs
	+
Goodwill + Intangibles	559 Crs
Total ~	3,085 Crs

Dividend History

Time period	INR /share
Total FY 21	70
Total FY 22	55
Total FY 23 till date -	69
<i>First Interim Dividend (May 2022)</i>	20
<i>Second Interim Dividend (July 2022)</i>	15
<i>Third Interim Dividend (Oct 2022)</i>	17
<i>Fourth Interim Dividend (Jan 2023)</i>	17

- Dividend of Rs. 17 will reduce Tangible Net Worth to ~ Rs 2,375 Crs
- Dividend pay out is proposed to continue at ~70-80% of PAT
- Share split in the ratio of 1:1
- Bonus issue in the ratio of 1:1

125+ Awards and counting...

We valued your trust.
You valued our commitment.

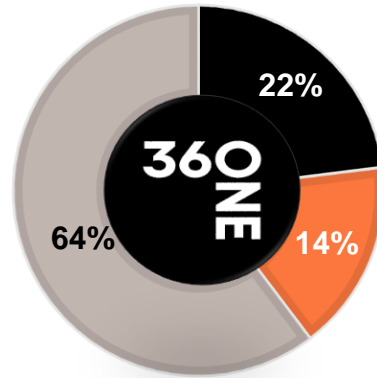
**360
ONE**



Marquee Institutional Shareholding and Experienced Board

Shareholding Split (as of Dec. 31, 2022)

- Promoters
- Public
- Institutions















Details of Key Shareholders (as of Dec. 31, 2022)

Promoters	22%
Public Shareholding	14%
Institutional Shareholding	64%
Bain Capital	25%
Others	39%

Board of Directors

Name & Designation	Previous Experience
 Nilesch Vikamsey Independent Director, Chairman	 Khimji Kunverji & Co Chartered Accountants 30+ years of experience
 Nirmal Jain Non-Executive Director & Promoter	 Hindustan Unilever Limited 30+ years of experience
 R. Venkataraman Non-Executive Director & Promoter	  ICICI Bank GE Capital 20+ years of experience
 Karan Bhagat Managing Director & Promoter	 360 ONE 20+ years of experience
 Yatin Shah Non-Executive Director & Promoter	 360 ONE 20+ years of experience

Name & Designation	Previous Experience
 Pavinder Singh Nominee Director	  BainCapital Mercer 25+ years of experience
 Rishi Mandawat Nominee Director	  BainCapital McKinsey & Company 20+ years of experience
 Geeta Mathur Independent Director	  ICICI Bank HDFC Bank 25+ years of experience
 S Narayan Independent Director	Former Fin. Secy, Former Economic Advisor to PM
 Mr. Pankaj Vaish Independent Director	 accenture 34+ years of experience

Link to download data book

Data reported across previous quarters is now continued to be reported in a Data Book, maintained in an excel format on our website. The Link for the data book is hosted below.

Contents of the Data Book:

1. Re-classified Result Table
2. Consolidated Data
3. Segmental – Wealth Management
4. Segmental – Asset Management
5. Balance Sheet
6. PPT Data Tables
7. Details of Funds which may accrue carry income

[Click here to access the Databook](#)

Disclaimer

This document is for the personal information of the authorised recipient(s) and does not construe to be an offer or solicitation of an offer to buy/sell any securities. It does not construe to be any investment, legal or taxation advice or recommendation in relation to holding, purchasing or selling securities or other financial products or instruments in any jurisdiction. The documents is not for public distribution and should not be reproduced or redistributed to any other person or in any form without 360 ONE's prior permission.

It is not directed to, or for any use by, any person or entity who is a citizen or resident of or located in any locality, state, country or other jurisdiction, where such distribution, publication, availability or use would be contrary to local law, regulation or which would subject 360 ONE to any registration or licensing requirement within such jurisdiction. The securities described herein may or may not be eligible for sale in all jurisdictions or to certain category of investors. Persons in whose possession this document may come are required to inform themselves of and to observe such restrictions.

Any action taken by you on the basis of the information contained herein is your responsibility alone and 360 ONE and its subsidiaries and affiliates or their respective employees or directors will not be responsible or liable in any manner for the consequences of such action taken by you. 360 ONE or any of its subsidiaries or associates or their respective directors or employees shall not be in any way responsible for any loss or damage that may arise to any person from any inadvertent error or omission in the information contained in this document. The recipients of this document should rely on their own investigations or advisors. 360 ONE and/or its subsidiaries and/or its affiliates and their respective directors or employees may have interests or positions, financial or otherwise, in the securities mentioned in this document.

The information contained herein has been prepared to assist interested parties in making their own evaluation of 360 ONE and while reasonable endeavours have been made to present reliable data so far as it relates to current and historical information does not purport to be complete or to contain all information that a prospective investor may desire or that may be required in order to properly evaluate the business, prospects or value of 360 ONE. In all cases, interested parties should conduct their own investigation and analysis of 360 ONE and the data set forth in this document. The information and opinions contained in this document are provided as at the date of this document and are subject to change without notice. We do not undertake responsibility to update any information contained herein. Securities investments are subject to market risks. As with any securities investment, the value of a security can go up or down depending on the factors and forces affecting the capital markets. In considering the prior performance information contained in this document, prospective investors are reminded that past performance is not necessarily indicative of future results, and there can be no assurance that 360 ONE and its subsidiaries will achieve comparable results. Therefore, prospective investors should not place undue reliance on such prior performance information. By receiving a copy of this document, you agree to be bound by the provisions contained herein. Any industry data and statistics have been obtained or derived from 360 ONE WAM Ltd. and published industry sources or publicly available information. Any forward looking statement or information given is based on management's current estimates and internal goals and is subject to change. The actual performance can be materially different. Therefore, the accuracy or completeness of these expectations cannot be guaranteed.

Thank you

For Any further information, please
reach out to ir@iiflw.com

**INDEPENDENT AUDITOR'S REVIEW REPORT ON REVIEW OF INTERIM
CONSOLIDATED FINANCIAL RESULTS**

**TO THE BOARD OF DIRECTORS OF
360 ONE WAM LIMITED (Formerly known as IIFL WEALTH MANAGEMENT
LIMITED)**

1. We have reviewed the accompanying Statement of Consolidated Unaudited Financial Results of **360 ONE WAM LIMITED (Formerly known as IIFL WEALTH MANAGEMENT LIMITED)** ("the Parent") and its subsidiaries (the Parent and its subsidiaries together referred to as "the Group") for the quarter and nine months ended December 31, 2022 ("the Statement"), being submitted by the Parent pursuant to the requirement of Regulation 33 and Regulation 52 of the SEBI (Listing Obligations and Disclosure Requirements) Regulations, 2015, as amended.
2. This Statement, which is the responsibility of the Parent's Management and approved by the Parent's Board of Directors, has been prepared in accordance with the recognition and measurement principles laid down in the Indian Accounting Standard 34 "Interim Financial Reporting" ("Ind AS 34"), prescribed under Section 133 of the Companies Act, 2013 read with relevant rules issued thereunder and other accounting principles generally accepted in India. Our responsibility is to express a conclusion on the Statement based on our review.
3. We conducted our review of the Statement in accordance with the Standard on Review Engagements (SRE) 2410 "Review of Interim Financial Information Performed by the Independent Auditor of the Entity", issued by the Institute of Chartered Accountants of India (ICAI). A review of interim financial information consists of making inquiries, primarily of Parent's personnel responsible for financial and accounting matters and applying analytical and other review procedures. A review is substantially less in scope than an audit conducted in accordance with Standards on Auditing specified under Section 143(10) of the Companies Act, 2013 and consequently does not enable us to obtain assurance that we would become aware of all significant matters that might be identified in an audit. Accordingly, we do not express an audit opinion.

We also performed procedures in accordance with the circular issued by the SEBI under Regulation 33(8) of the SEBI (Listing Obligations and Disclosure Requirements) Regulations, 2015, as amended, to the extent applicable.



4. The Statement includes the results of the following entities:

Sr no	Name of the Entities	Relationship
1	360 One WAM Limited (Formerly IIFL Wealth Management Limited)	Parent
2	IIFL Wealth Prime Limited (Formerly IIFL Wealth Finance Limited)	Subsidiary
3	IIFL Asset Management Limited	Subsidiary
4	360 One Portfolio Managers Limited (Formerly IIFL Wealth Portfolio Managers Limited)	Subsidiary
5	IIFL Wealth Distribution Services Limited (Formerly IIFL Distribution Services Limited)	Subsidiary
6	360 One Investment Advisers & Trustee Services Limited (Formerly IIFL Investment Advisers & Trustee Services Limited)	Subsidiary
7	IIFL Trustee Limited	Subsidiary
8	360 One IFSC Limited (Formerly IIFL Wealth Securities IFSC Limited)	Subsidiary
9	IIFL Wealth Altiore Limited	Subsidiary
10	IIFL Wealth Employee Welfare Benefit Trust	Subsidiary upto 11 January 2022
11	IIFL Wealth Capital Markets Limited (Formerly L&T Capital Markets Limited)	Step Down Subsidiary
12	IIFL Asset Management (Mauritius) Limited	Subsidiary
13	IIFL (Asia) Pte. Limited	Step Down Subsidiary upto 27 October 2021
14	IIFL Capital Pte. Limited	Subsidiary
15	IIFL Securities Pte. Limited	Step Down Subsidiary upto 27 October 2021
16	IIFL Inc.	Subsidiary
17	IIFL Private Wealth Management (Dubai) Limited	Subsidiary
18	IIFL Capital (Canada) Limited	Subsidiary
19	MAVM Angels Network Private Limited	Subsidiary w.e.f. 15 November 2022



**Deloitte
Haskins & Sells LLP**

5. Based on our review conducted and procedures performed as stated in paragraph 3 above and based on the consideration of the review reports of the other auditors referred to in paragraph 6 below, nothing has come to our attention that causes us to believe that the accompanying Statement, prepared in accordance with the recognition and measurement principles laid down in the aforesaid Indian Accounting Standard and other accounting principles generally accepted in India, has not disclosed the information required to be disclosed in terms of Regulation 33 and Regulation 52 of the SEBI (Listing Obligations and Disclosure Requirements) Regulations, 2015, as amended, including the manner in which it is to be disclosed, or that it contains any material misstatement.
6. We did not review the interim financial information / financial results of two subsidiaries included in the consolidated unaudited financial results, whose interim financial information / financial results reflect total revenues of Rs. 318.68 Crores and Rs. 826.48 Crores for the quarter and nine months ended December 31, 2022, total net profit after tax of Rs. 107.77 Crores and Rs. 232.56 Crores for the quarter and nine months ended December 31, 2022 and total comprehensive income of Rs 108.19 Crores and Rs. 231.67 Crores for the quarter and nine months ended December 31, 2022, as considered in the Statement. This interim financial information / financial results have been reviewed by other auditors whose report have been furnished to us by the Management and our conclusion on the Statement, in so far as it relates to the amounts and disclosures included in respect of these subsidiaries, is based solely on the report of the other auditor and the procedures performed by us as stated in paragraph 3 above.

Our conclusion on the Statement is not modified in respect of this matter.

For **DELOITTE HASKINS & SELLS LLP**
Chartered Accountants
(Firm's Registration No. 117366W/W-100018)



Anjum A. Qazi
Partner
(Membership No.104968)
(UDIN: 23104968BGPQYL7784)

Place: Mumbai
Date: January 19, 2023



360 ONE WAM LIMITED
(Formerly known as IIFL Wealth Management Limited)
CIN : L7140MH2008PLC177884

Regd. Office :- IIFL Centre, Kamala City, Senapati Bapat Marg, Lower Parel, Mumbai-400013, Maharashtra, India
Statement of Consolidated Unaudited Financial Results for the Quarter and Nine months ended December 31, 2022

Particulars *	(Rs. In Crore)					
	Quarter ended			Nine months ended		Year ended
	December 31, 2022	September 30, 2022	December 31, 2021	December 31, 2022	December 31, 2021	March 31, 2022
	Unaudited (Refer Note 7)	Unaudited (Refer Note 7)	Unaudited (Refer Note 7)	Unaudited	Unaudited	Audited
1. Income						
Revenue from operations						
(i) Interest Income						
- Loans	114.05	102.79	113.96	318.25	308.55	402.79
- Others	15.77	19.62	26.38	54.12	75.75	102.26
(ii) Dividend & Distribution income on investments	0.39	0.07	1.85	3.19	6.23	12.56
(iii) Fees and commission Income	332.81	334.19	301.17	971.67	826.42	1,091.85
(iv) Net gain on fair value changes	55.36	48.59	92.87	136.91	186.40	241.19
(I) Total Revenue from operations	518.38	505.26	536.23	1,484.14	1,403.35	1,850.65
(II) Other Income	12.57	18.46	34.39	39.20	95.51	227.18
(III) Total Income (I+II)	530.95	523.72	570.62	1,523.34	1,498.86	2,077.83
2. Expenses						
(i) Finance Costs	106.32	98.35	95.08	281.62	273.75	369.85
(ii) Fees and commission expense	19.48	18.22	45.34	56.03	125.95	178.84
(iii) Net loss on derecognition of financial instruments under amortised cost category	-	-	-	-	3.82	3.82
(iv) Impairment on financial instruments	(3.69)	(0.10)	5.38	(3.67)	2.60	(16.08)
(v) Employee Benefits Expenses	128.24	127.74	168.57	378.88	415.14	590.33
(vi) Depreciation and amortisation expenses	11.72	11.62	10.46	33.84	31.30	41.74
(vii) Other expenses	45.63	42.37	47.92	126.43	109.16	158.03
(IV) Total Expenses	307.70	298.20	372.75	873.13	961.72	1,326.53
(V) Profit before tax (III - IV)	223.25	225.52	197.87	650.21	537.14	751.30
(VI) Tax Expense:						
(i) Current Tax	56.26	49.86	33.72	180.68	101.25	111.22
(ii) Deferred Tax	(4.54)	1.29	11.21	(32.95)	23.61	62.34
Total Tax Expense	51.72	51.15	44.93	147.73	124.86	173.56
(VII) Profit for the period/year(V-VI)	171.53	174.37	152.94	502.48	412.28	577.74
(VIII) Profit for the period / year attributable to						
Owners of the Company	171.54	174.37	152.94	502.49	412.28	577.74
Non-controlling interest	(0.01)	-	-	(0.01)	-	-
(IX) Other Comprehensive Income						
(A) Items that will not be reclassified to profit or loss						
- Remeasurements of defined benefits liabilities/(assets)	(0.05)	(2.67)	0.89	(1.52)	(0.37)	(0.04)
Income tax relating to items that will not be reclassified to profit or loss	0.34	0.34	(0.23)	0.38	0.09	0.01
Subtotal (A)	0.29	(2.33)	0.66	(1.14)	(0.28)	(0.03)
(B) (i) Items that will be reclassified to profit or loss						
- Foreign currency translation reserve	8.34	0.58	1.34	11.38	1.94	4.02
(ii) Income tax relating to items that will be reclassified to profit or loss	-	-	-	-	-	-
Subtotal (B)	8.34	0.58	1.34	11.38	1.94	4.02
Total Other Comprehensive Income	8.63	(1.75)	2.00	10.24	1.66	3.99
Other Comprehensive Income/(loss) for the period/year attributable to:						
Owners of the Company	8.63	(1.75)	2.00	10.24	1.66	3.99
Non-controlling interest	-	-	-	-	-	-
(X) Total Comprehensive Income for the period/year (VII+VIII) (Comprising Profit and other Comprehensive Income/(Loss) for the period/year)	180.16	172.62	154.94	512.72	413.94	581.73
Total Comprehensive income for the period / year attributable to:						
Owners of the Company	180.17	172.62	154.94	512.73	413.94	581.73
Non-controlling interest	(0.01)	-	-	(0.01)	-	-
(XI) Paid up Equity Share Capital (Face value of Rs. 2 each) (Refer Note 5)	17.80	17.77	17.73	17.80	17.73	17.74
(XII) Reserves (excluding Revaluation reserve)						2,979.83
(XIII) Earnings per equity share						
Basic (In Rs.) *	19.30	19.63	17.28	56.58	46.74	65.41
Diluted (In Rs.) *	18.86	19.24	16.92	55.38	45.83	64.10

* Quarter ended numbers are not annualised.

For and on behalf of the Board of Directors


Karan Bhagat
Managing Director
(DIN: 03247753)

Date : January 19, 2023
Place : Mumbai



360 ONE WAM Limited (Formerly known as IIFL Wealth Management Limited)

CIN : L74140MH2008PLC177884

Regd. Office :- IIFL Centre, Kamala City, Senapati Bapat Marg, Lower Parel, Mumbai-400013, Maharashtra, India

1. The Company and its subsidiaries are engaged in finance and financial services activities. On a consolidated basis, the Company has identified two reportable segments namely (i) Wealth Management and (ii) Asset Management. The disclosures in terms of Indian Accounting Standard 108 (Ind AS) on "Operating Segment" as specified under section 133 of Companies Act, 2013 for the Group is as under:

(Rs in Crore)

Particulars	Quarter ended			Nine months ended		Year ended
	December 31, 2022	September 30, 2022	December 31, 2021	December 31, 2022	December 31, 2021	March 31, 2022
	Unaudited (Refer Note 7)	Unaudited (Refer Note 7)	Unaudited (Refer Note 7)	Unaudited	Unaudited	(Audited)
Segment Revenue						
1. Wealth Management	406.67	381.45	449.46	1,079.26	1,167.78	1,613.60
2. Asset Management	124.28	142.27	121.16	444.08	331.07	464.22
Total Segment Revenue	530.95	523.72	570.62	1,523.34	1,498.85	2,077.82
Unallocated	-	-	-	-	0.01	0.01
Total Segment Revenue	530.95	523.72	570.62	1,523.34	1,498.86	2,077.83
Segment Result (Profit before Tax)						
1. Wealth Management	153.92	139.55	142.68	366.67	374.23	529.18
2. Asset Management	69.33	85.97	55.19	283.54	162.90	222.11
Total Segment Results	223.25	225.52	197.87	650.21	537.13	751.29
Unallocated	-	-	-	-	0.01	0.01
Total Segment Results	223.25	225.52	197.87	650.21	537.14	751.30
Segment Assets						
1. Wealth Management	9,250.10	9,114.52	9,273.68	9,250.10	9,273.68	10,205.90
2. Asset Management	382.15	382.05	408.70	382.15	408.70	396.65
Total	9,632.25	9,496.57	9,682.38	9,632.25	9,682.38	10,602.55
Unallocated	150.40	148.68	99.34	150.40	99.34	130.23
Total Segment Assets	9,782.65	9,645.25	9,781.72	9,782.65	9,781.72	10,732.78
Segment Liabilities						
1. Wealth Management	6,498.51	6,404.92	6,790.12	6,498.51	6,790.12	7,555.87
2. Asset Management	63.71	55.07	51.78	63.71	51.78	62.00
Total	6,562.22	6,459.99	6,841.90	6,562.22	6,841.90	7,617.87
Unallocated	131.34	147.14	111.91	131.34	111.91	117.34
Total Segment Liabilities	6,693.56	6,607.13	6,953.81	6,693.56	6,953.81	7,735.21
Capital Employed (Segment Assets less Segment liabilities)						
1. Wealth Management	2,751.59	2,709.61	2,483.56	2,751.59	2,483.56	2,650.03
2. Asset Management	318.44	326.97	356.93	318.44	356.93	334.65
Total capital employed in Segments	3,070.03	3,036.58	2,840.49	3,070.03	2,840.49	2,984.68
Unallocated	19.06	1.54	(12.56)	19.06	(12.56)	12.89
Total Capital Employed	3,089.09	3,038.12	2,827.93	3,089.09	2,827.93	2,997.57



360 ONE WAM LIMITED (Formerly known as IIFL Wealth Management Limited)
CIN : L74140MH2008PLC177884
Regd. Office :- IIFL Centre, Kamala City, Senapati Bapat Marg, Lower Parel, Mumbai-400013,
Maharashtra, India

2. The above consolidated unaudited financial results for the quarter and nine months ended December 31, 2022, have been reviewed and recommended by the Audit Committee and approved by the Board of Directors of 360 ONE WAM Limited (Formerly known as IIFL Wealth Management Limited) (the "Company") at its meeting held on January 19, 2023. The Statutory Auditors of the Company have carried out the Limited Review of the aforesaid results.
3. These consolidated unaudited financial results have been prepared in accordance with the recognition and measurement principles laid down in Indian Accounting Standard 34 — Interim Financial Reporting ("Ind AS 34") prescribed under section 133 of the Companies Act, 2013 read with relevant rules issued thereunder and other accounting principal generally accepted in India.
4. During the quarter and nine months ended December 31, 2022, the Nomination and Remuneration Committee of the Board of Directors, granted 354,481 and 409,731 stock options respectively, representing equal number of equity shares of face value of ₹ 2/- each in the Company to the eligible employees under the IIFL Wealth Employee Stock Option Scheme – 2019 and IIFL Wealth Employee Stock Option Scheme – 2022. None of the stock options were vested or exercised during the said period.
5. The Company, during the quarter and nine months ended December 31, 2022 has allotted 138,060 and 269,835 equity shares of ₹ 2/- each, fully paid up, respectively, on exercise of options by employees, in accordance with the Company's Employee Stock Option Scheme(s).
6. During the quarter ended December 31, 2022 an interim dividend of ₹ 151.12 Crores (₹ 17/- per share) was approved in the Board Meeting held on October 19, 2022 and has been appropriated and paid during the quarter. Total dividend including above, declared and paid during the nine months ended December 31, 2022 amounted to ₹ 461.84 Crores.
7. The figures for the quarter ended December 31, 2022 and December 31, 2021 are the balancing figures between unaudited figures in respect of the nine months ended December 31, 2022 and December 31, 2021 and the unaudited figures of the half year ended September 30, 2022 and September 30, 2021 respectively. The figures for the quarter ended September 30, 2022 are the balancing figures between unaudited figures in respect of the half year ended September 30, 2022 and the unaudited figures of the quarter ended June 30, 2022.
8. Previous period/year figures have been regrouped/reclassified to make them comparable with those of current period.

In terms of our report attached



Date: January 19, 2023
Place: Mumbai

For and on behalf of the Board of Directors

Karan Bhagat
Managing Director
(DIN : 03247753)



INDEPENDENT AUDITOR'S REVIEW REPORT ON REVIEW OF INTERIM STANDALONE FINANCIAL RESULTS

**TO THE BOARD OF DIRECTORS OF
360 ONE WAM LIMITED (Formerly known as IIFL WEALTH MANAGEMENT LIMITED)**

1. We have reviewed the accompanying Statement of Standalone Unaudited Financial Results of **360 ONE WAM LIMITED (Formerly known as IIFL WEALTH MANAGEMENT LIMITED)** ("the Company"), for the quarter and nine months ended December 31, 2022 ("the Statement"), being submitted by the Company pursuant to the requirement of Regulation 33 and Regulation 52 of the SEBI (Listing Obligations and Disclosure Requirements) Regulations, 2015, as amended.
2. This Statement, which is the responsibility of the Company's Management and approved by the Company's Board of Directors, has been prepared in accordance with the recognition and measurement principles laid down in the Indian Accounting Standard 34 "Interim Financial Reporting" ("Ind AS 34"), prescribed under Section 133 of the Companies Act, 2013 read with relevant rules issued thereunder and other accounting principles generally accepted in India. Our responsibility is to express a conclusion on the Statement based on our review.
3. We conducted our review of the Statement in accordance with the Standard on Review Engagements (SRE) 2410 'Review of Interim Financial Information Performed by the Independent Auditor of the Entity', issued by the Institute of Chartered Accountants of India (ICAI). A review of interim financial information consists of making inquiries, primarily of the Company's personnel responsible for financial and accounting matters and applying analytical and other review procedures. A review is substantially less in scope than an audit conducted in accordance with Standards on Auditing specified under section 143(10) of the Companies Act, 2013 and consequently does not enable us to obtain assurance that we would become aware of all significant matters that might be identified in an audit. Accordingly, we do not express an audit opinion.
4. Based on our review conducted as stated in paragraph 3 above, nothing has come to our attention that causes us to believe that the accompanying Statement, prepared in accordance with the recognition and measurement principles laid down in the aforesaid Indian Accounting Standard and other accounting principles generally accepted in India, has not disclosed the information required to be disclosed in terms of Regulation 33 and Regulation 52 of the SEBI (Listing Obligations and Disclosure Requirements) Regulations, 2015, as amended, including the manner in which it is to be disclosed, or that it contains any material misstatement.

For **DELOITTE HASKINS & SELLS LLP**
Chartered Accountants
(Firm's Registration No. 117366W/W-100018)



Anjum A. Qazi
(Partner)
(Membership No. 104968)
(UDIN: 23104968BGPQYK8895)

Place: Mumbai
Date: January 19, 2023



360 ONE WAM LIMITED (Formerly known as IIFL Wealth Management Limited)
CIN : L74140MH2008PLC177884

Regd. Office :- IIFL Centre, Kamala City, Senapati Bapat Marg, Lower Parel, Mumbai-400013, Maharashtra, India
Statement of Standalone Unaudited Financial Results for the Quarter and Nine months ended December 31, 2022

	(Rs. in Crore)					
	Quarter ended			Nine months ended		Year ended
	December 31, 2022	September 30, 2022	December 31, 2021	December 31, 2022	December 31, 2021	March 31, 2022
	Unaudited (Refer Note 13)	Unaudited (Refer Note 13)	Unaudited (Refer Note 13)	Unaudited	Unaudited	Audited
1. Income						
Revenue from operations						
(i) Fees and commission Income	39.22	47.78	8.41	101.82	74.85	88.91
(I) Total Revenue from operations	39.22	47.78	8.41	101.82	74.85	88.91
(II) Other Income (Refer Note 7)	110.48	258.06	43.20	417.72	208.43	505.86
(III) Total Income (I+II)	149.70	305.84	51.61	519.54	283.28	594.77
2. Expenses						
(i) Finance Costs	15.80	14.64	12.98	42.17	33.33	44.26
(ii) Fees and commission expense	0.59	0.07	2.32	0.72	4.65	4.84
(iii) Impairment on financial instruments	0.07	(0.03)	0.08	0.02	(1.75)	1.40
(iv) Employee Benefits Expenses	10.20	12.39	15.17	35.54	40.38	55.01
(v) Depreciation and amortisation expenses	3.19	3.11	2.79	9.20	8.45	11.26
(vi) Other expenses	9.43	5.02	3.07	18.59	15.01	23.69
(IV) Total Expenses	39.28	35.20	36.41	106.24	100.07	140.46
(V) Profit before tax (III - IV)	110.42	270.64	15.20	413.30	183.21	454.31
(VI) Tax Expense:						
(i) Current Tax	5.16	13.56	(4.68)	41.04	10.10	13.58
(ii) Deferred Tax	(0.99)	(7.27)	1.93	(30.22)	2.39	31.89
Total Tax Expense	4.17	6.29	(2.75)	10.82	12.49	45.47
(VII) Profit for the period/year(V-VI)	106.25	264.35	17.95	402.48	170.72	408.84
(VIII) Other Comprehensive Income						
Items that will not be reclassified to profit or loss						
- Remeasurements of defined benefits liabilities/(assets)	(0.01)	0.10	0.10	0.31	(0.01)	(0.88)
Income tax relating to items that will not be reclassified to profit or loss	-	(0.03)	(0.03)	(0.08)	-	0.22
Other Comprehensive Income/(loss) for the period/year	(0.01)	0.07	0.07	0.23	(0.01)	(0.66)
(IX) Total Comprehensive Income for the period/year (VII+VIII) (Comprising Profit and other Comprehensive Income/(Loss) for the period/year)	106.24	264.42	18.02	402.71	170.71	408.18
(X) Paid up Equity Share Capital (Face value of Rs. 2 each) (Refer Note 5)	17.80	17.77	17.73	17.80	17.73	17.74
(XI) Reserves (excluding Revaluation reserve)						2,408.23
(XII) Earnings per equity share						
Basic (In Rs.) *	11.95	29.77	2.03	45.32	19.35	46.29
Diluted (In Rs.) *	11.68	29.16	1.99	44.36	18.98	45.36

* Quarter ended numbers are not annualised.

For and on behalf of the Board of Directors



Karan Bhagat
Karan Bhagat
Managing Director
(DIN: 03247753)

Date : January 19, 2023
Place : Mumbai



360 ONE WAM LIMITED (Formerly known as IIFL Wealth Management Limited)

CIN : L74140MH2008PLC177884

**Regd. Office :- IIFL Centre, Kamala City, Senapati Bapat Marg, Lower Parel, Mumbai-400013,
Maharashtra, India**

1. The above standalone unaudited financial results of the Company for the quarter and nine months ended December 31, 2022, have been reviewed and recommended by the Audit Committee and approved by the Board of Directors of 360 ONE WAM Limited (Formerly known as IIFL Wealth Management Limited) (the "Company") at its meeting held on January 19, 2023. The Statutory Auditors of the Company have carried out the Limited Review of the aforesaid results.
2. These standalone unaudited financial results have been prepared in accordance with the recognition and measurement principles laid down in Indian Accounting Standard 34 - Interim Financial Reporting ("Ind AS 34") prescribed under section 133 of the Companies Act, 2013 read with relevant rules issued thereunder and other accounting principal generally accepted in India.
3. The Company's main business is Wealth Management Services comprising of transaction structuring, syndication and advisory services relating to financial products to its clients as a part of wealth management and all other activities revolve around the same. All activities of the Company are carried out in India. As such there are no separate-reportable segments as per the Indian Accounting Standard 108 ("Ind AS 108") on Operating Segments.
4. During the quarter and nine months ended December 31, 2022, the Nomination and Remuneration Committee of the Board of Directors, granted 354,481 and 409,731 stock options respectively, representing equal number of equity shares of face value of ₹ 2/- each in the Company to the eligible employees under the IIFL Wealth Employee Stock Option Scheme – 2019 and IIFL Wealth Employee Stock Option Scheme – 2022. None of the stock options were vested or exercised during the said period.
5. The Company, during the quarter and nine months ended December 31, 2022 has allotted 138,060 and 269,835 equity shares of ₹ 2/- each, fully paid up, respectively, on exercise of options by employees, in accordance with the Company's Employee Stock Option Scheme(s).
6. During the quarter ended December 31, 2022 an interim dividend of ₹ 151.12 Crores (₹ 17/- per share) was approved in the Board Meeting held on October 19, 2022 and has been appropriated and paid during the quarter. Total dividend including above, declared and paid during the nine months ended December 31, 2022 amounted to ₹ 461.84 Crores.
7. During the quarter and nine months ended December 31, 2022, the Company received dividend amounting to ₹ 84.28 Crores and ₹ 346.24 Crores respectively (for the quarter ended September 30, 2022 - ₹ 231.96 Crores, for the quarter and nine months ended December 31, 2021 - ₹ Nil and ₹ 90.01 Crores respectively, for the year ended March 31, 2022 - ₹ 243.71 Crores) from its subsidiary companies.
8. The secured non convertible debentures are secured by way of a first mortgage on immovable property, Trade Receivables, Investments in Bonds/Debentures, units of Mutual Funds/AIFs and Other Fixed Assets such that a security cover of 100% or higher as per the terms of the offer document is maintained till the time of maturity.
9. Disclosure in compliance with Regulation 52(4) of the SEBI (Listing Obligation and Disclosure Requirements) Regulations, 2015 is attached as Annexure 1.
10. With a view to consolidate the distribution businesses of the Company under a single wholly owned subsidiary, it is proposed to merge IIFL Wealth Capital Market Limited ("IWCML") with IIFL Wealth Prime Limited ("IWPL") and then demerge the distribution business from IIFL Wealth Prime Limited ("IWPL") to IIFL Wealth Distribution Services Limited ("IWDSL"). In this regard, the Boards of IWCML, IWPL and IWDSL have approved the demerger and consolidation of distribution business on July 02, 2021 through a composite scheme of arrangement under Sections 230 to 232 of the Companies Act, 2013 ("Scheme").



360 ONE WAM LIMITED (Formerly known as IIFL Wealth Management Limited)
CIN : L74140MH2008PLC177884
Regd. Office :- IIFL Centre, Kamala City, Senapati Bapat Marg, Lower Parel, Mumbai-400013,
Maharashtra, India

Pursuant to this scheme, IWCML will stand merged with IWPL. The appointed date for the Scheme is April 01, 2021 and the scheme is subject to necessary statutory and regulatory approvals.

11. The scheme of amalgamation of IIFL Wealth Altire Ltd, a wholly owned subsidiary of 360 ONE WAM Limited (Formerly known as IIFL Wealth Management Ltd) with and into the holding company has been approved by The National Company Law Tribunal (NCLT). However, the scheme will become effective upon completion of filings with ROC.
12. The Company has completed the acquisition of 91% equity shares of MAVM Angels Network Private Limited, for a total consideration of ₹ 45.74 Crores. The transaction was consummated on November 15, 2022, after receiving requisite regulatory approvals.
13. The figures for the quarter ended December 31, 2022 and December 31, 2021 are the balancing figures between unaudited figures in respect of the nine months ended December 31, 2022 and December 31, 2021 and the unaudited figures of the half year ended September 30, 2022 and September 30, 2021 respectively. The figures for the quarter ended September 30, 2022 are the balancing figures between unaudited figures in respect of the half year ended September 30, 2022 and the unaudited figures of the quarter ended June 30, 2022.
14. Previous period/year figures have been regrouped/reclassified to make them comparable with those of current period/year.

In terms of our report attached

For and on behalf of the Board of Directors



Date: January 19, 2023
Place: Mumbai

Karan Bhagat
Managing Director
(DIN : 03247753)



Annexure 1

Disclosure in compliance with Regulations 52(4) of the SEBI (Listing Obligations and Disclosure Requirements) Regulations, 2015 as amended, for the Quarter ended December 31, 2022

Sr No	Particular	Quarter ended	
		December 31, 2022	September 30, 2022
1	Debt equity ratio (Refer Note 1)	0.34	0.31
2	Debt service coverage ratio (Refer Note 2)	0.15	0.39
3	Interest service coverage ratio (Refer Note 3)	7.99	19.49
4	Outstanding Redeemable Preference Shares (Quantity) (Refer Note 4)	Not applicable	Not applicable
5	Outstanding Redeemable Preference Shares (in Lakhs) (Refer Note 4)	Not applicable	Not applicable
6	Capital Redemption Reserve (Refer Note 5)	Not applicable	Not applicable
7	Debenture Redemption Reserve (Refer Note 6)	Not applicable	Not applicable
8	Net worth (Rs. In Crores) (Refer Note 7)	2,403.00	2,430.44
9	Net profit after tax (Rs. In Crores)	106.25	264.35
10	Earnings per Share (Not annualised)		
	Basic (in Rs.)	11.95	29.77
	Diluted (in Rs.)	11.68	29.16
11	Current ratio (Refer Note 8)	Not applicable	Not applicable
12	Long term debt to working capital (Refer Note 8)	Not applicable	Not applicable
13	Bad debts to Account receivable ratio (Refer Note 9)	0.00	0.00
14	Current liability ratio (Refer Note 8)	Not applicable	Not applicable
15	Total debts to total assets ratio (Refer Note 10)	0.25	0.23
16	Debtors turnover ratio (Refer Note 11)	1.13	1.73
17	Inventory turnover ratio (Refer Note 12)	Not applicable	Not applicable
18	Operating margin (%) (Refer Note 13)	Not applicable	Not applicable
19	Net profit margin (%) (Refer Note 14)	71%	86%
20	Sector Specific equivalent ratios, as applicable	Not applicable	Not applicable

Notes:

- 1) Debt-equity ratio = Total Borrowings/(Equity share capital+Other Equity)
- 2) Debt service coverage ratio = (Profit before tax and Finance cost excluding INDAS 116 impact)/(Total borrowings+Finance cost excluding INDAS 116 impact)
- 3) Interest service coverage ratio = (Profit before tax and Finance cost excluding INDAS 116 impact)/Finance cost excluding INDAS 116 impact
- 4) The Company does not have any redeemable preference shares
- 5) The Company does not have any Capital Redemption Reserve
- 6) The Company does not have any Debenture Redemption Reserve
- 7) Networth means Equity share capital and Other equity
- 8) The Company prepares the financial statements as per Division III of Schedule III of Companies Act, 2013 which does not require the assets and liabilities to be bifurcated into Current / Non-current assets and liabilities. Hence this ratio is not applicable
- 9) Bad debts to Account receivable ratio = Provision for Expected credit loss/Gross Trade receivables
- 10) Total debts to total assets = Total Borrowings/Total Assets
- 11) Debtors turnover ratio = (Revenue from Operations+Rent Income)/Average Trade receivables for the quarter
- 12) The Company does not hold any inventory
- 13) The Company is not a manufacturing company and hence operating margin is not applicable
- 14) Net profit margin = Total comprehensive income/Total Income



Independent Auditor's Certificate on Book Value of Assets of the Company Contained in Columns A to J of Statement of Security Cover and Statement of Compliance Status of Financial Covenants in respect of Listed Non Convertible Debentures of the Company for quarter ended and as at 31 December, 2022

To
The Board of Directors
360 ONE WAM Limited
IIFL Centre, Kamala Mills
Lower Parel (W),
Mumbai 400013

REF: AQ/2022-23/052

1. This certificate is issued in accordance with the terms of our addendum to our engagement letter dated 29 November 2022.
2. We, Deloitte Haskins & Sells LLP, Chartered Accountants, are the Statutory Auditors of 360 ONE WAM Limited (formerly known as IIFL Wealth Management Limited), have been requested by the Management of the Company to certify Book Value of Assets of the Company contained in Columns A to J of Statement of Security Cover and Statement of Compliance Status of Financial Covenants in respect of Non Convertible Debentures of the Company for the quarter ended and as at 31 December, 2022 (hereinafter referred together as "the Statement").

The Statement is prepared by the Company from the unaudited books of accounts and other relevant records and documents maintained by the Company as at 31 December, 2022 pursuant to requirements of Circular no. SEBI / HO / MIRSD / MIRSD _ CRADT / CIR / P / 2022 / 67 dated May 19, 2022 issued by Securities and Exchange Board of India in terms of regulation 54 read with regulation 56(1)(d) of Securities and Exchange Board of India (Listing Obligations and Disclosure Requirements) Regulations, 2015 and Regulation 15(1)(t) of Securities and Exchange Board of India (Debenture Trustees) Regulations, 1993 (hereinafter referred together as "the SEBI Regulations"), as amended, for the purpose of submission to Beacon Trusteeship Limited, Debenture Trustee of the above mentioned Listed Debt Securities (hereinafter referred to as "the Debenture Trustee"). The responsibility for compiling the information contained in the Statement is of the Management of the Company and the same is initialled by us for identification purposes only.



Management's Responsibility

3. The preparation of the Statement is the responsibility of the Management of the Company, including the preparation and maintenance of all accounting and other relevant supporting records and documents. This responsibility includes the design, implementation and maintenance of internal control relevant to the preparation and presentation of the Statement and applying an appropriate basis of preparation; and making estimates that are reasonable in the circumstances. The management is solely and entirely responsible for determining the fair value of the assets included in the Statement.
4. The management of the Company is also responsible for ensuring that the Company complies with all the relevant requirements of the SEBI Regulations and for providing all relevant information to the Debenture Trustee and for complying with all the covenants as prescribed in the terms of Debenture Trust Deed.

Auditor's Responsibility

5. Pursuant to the requirements of Circular no. SEBI / HO / MIRSD / MIRSD _ CRADT / CIR / P / 2022 / 67 dated May 19, 2022 issued by Securities and Exchange Board of India, our responsibility for the purpose of this certificate is to provide a limited assurance on whether the Book Value of Assets of the Company contained in Columns A to J of Statement of Security Cover and Statement of Compliance Status of Financial Covenants in respect of Non Convertible Debentures of the Company for the quarter ended and as at 31 December, 2022 have been accurately extracted from the unaudited books of account of the Company and other relevant records and documents maintained by the Company. This did not include the evaluation of adherence by the Company with all the applicable guidelines of the SEBI Regulations.
6. A limited assurance engagement involves performing procedures to obtain sufficient appropriate evidence on the criteria and scope mentioned in paragraph 10 below. The procedures performed vary in nature and timing from, and are less extent than for, a reasonable assurance engagement. Consequently, the level of assurance obtained in a limited assurance engagement is substantially lower than the assurance that would have been obtained had a reasonable assurance engagement been performed.
7. The unaudited financial results for the quarter and nine months ended 31 December 2022, have been reviewed by us, on which we have issued unmodified conclusion vide our report dated 19 January 2023. Our review of the unaudited financial results was conducted in accordance with the Standard on Review Engagements ("SRE") 2410 'Review of Interim Financial Information Performed by the Independent Auditor of the Entity', issued by the Institute of Chartered Accountants of India (ICAI). This standard requires that we plan and perform the review to obtain moderate assurance as to whether the financial results are free from material misstatement.
8. We conducted our examination and obtained the explanations in accordance with the Guidance Note on Reports or Certificates for Special Purposes issued by the ICAI. This Guidance Note requires that we comply with the ethical requirements of the Code of Ethics issued by the ICAI.




9. We have complied with the relevant applicable requirements of the Standard on Quality Control (SQC) 1, Quality Control for Firms that Perform Audits and Review Historical Financial Information, and Other Assurance and Related Services Engagements.

Criteria and Scope

10. The information contained in the Statement related to the Company is extracted from the unaudited books of account of the Company for the quarter ended and as at 31 December 2022 and other relevant records and documents maintained by the Company. Accordingly, we have performed the following procedures in relation to verification of the Statement:
- a) Read the Statement received from the management.
 - b) Traced the book value of assets from the unaudited books of account of the Company as at 31 December 2022 and other relevant records and documents maintained by the Company, in the normal course of its business.
 - c) Reviewed the Debenture Trust Deed to understand the nature of charge (viz. exclusive charge or pari-passu charge) on assets of the Company.
 - d) Obtained Register of Charges filed by the Company as per the requirements of the Companies Act, 2013 to confirm the disclosure of the secured assets.
 - e) Tested the arithmetical accuracy of the information included in the Statement.
 - f) Obtained the working prepared by the Management for compliance with the relevant ratios related to the Company and recomputed the ratios.
 - g) Performed necessary inquiries with the management and obtained necessary representations
 - h) Performed necessary inquiries with the management and verified that there are no financial covenants which needs to be complied with as per Debenture Trust Deed.

Conclusion


11. Based on the procedures performed as referred to in paragraph 10 above and according to the information, explanations and representation provided to us by the Management of the Company, nothing has come to our attention that causes us to believe that the Book Value of Assets of the Company contained in Columns A to J of Statement of Security Cover related to the Company have not been accurately extracted from unaudited books of account of the Company for the quarter ended and as at 31 December 2022 and other relevant records and documents maintained by the Company.



Restriction on Use and Distribution

12. This certificate is addressed to and provided to the Board of Directors of the Company solely for the purpose of submission to the Debenture Trustee and should not be used by any other person or for any other purposes without our prior consent in writing. Accordingly, we do not accept or assume any liability or any duty of care for any other purpose or to any other person to whom this certificate is shown or into whose hands it may come without our prior consent in writing.

For **DELOITTE HASKINS & SELLS LLP**
Chartered Accountants
(Firm's Registration No.117366W / W-100018)



Anjum A Qazi
Partner

(Membership No. 104968)
(UDIN: 23104968BGPQYM4656)

Place: Mumbai
Date: 19 January, 2023



A) Security Cover for Listed Non Convertible Debentures

The financial information as at 31 December 2022 has been extracted from the unaudited books of account for the quarter ended and as at 31 December 2022 and other relevant records and documents maintained by the Company

Column A	Column B	Column C	Column D	Column E	Column F	Column G	Column H	Column I	Column J	Column K	Column L	Column M	Column N	Column O
Particulars	Description of asset for which this certificate relate	Exclusive Charge	Exclusive Charge	Pari- Passu Charge	Pari- Passu Charge	Pari- Passu Charge	Assets not offered as Security	Elimination (amount in negative)	(Total C to H)	Related to only those items covered by this certificate				
		Debt for which this certificate being issued	Other Secured Debt	Debt for which this certificate being issued	Assets shared by pari passu debt holder (includes debt for which this certificate is issued & other debt with pari-passu charge)	Other assets on which there is pari- Passu charge (excluding items covered in column F)	debt amount considered more than once (due to exclusive plus pari passu charge)	Market Value for Assets charged	Carrying /book value for exclusive charge assets where market value is not	Market Value for Pari passu charge Assets	Carrying value/book value for pari passu charge assets where market value is not ascertainable or applicable	Total Value(=K+L+M+N)		
		Book Value	Book Value	Yes/No	Book Value	Book Value								
ASSETS														
Property, Plant and Equipment	Land and Building, Office Furniture, Fixtures and Equipments	NA	NA	Yes	2,58,85,13,267	-	7,75,25,234	NA	2,66,60,38,501	-	-	2,607,968,594 (Refer Note 3 and Note 4)	-	2,60,79,68,594
Capital Work-in- Progress	NA	NA	NA	No	-	-	-	NA	-	-	-	-	-	-
Right of Use Assets	NA	NA	NA	No	-	-	24,01,223	NA	24,01,223	-	-	-	-	-
Goodwill	NA	NA	NA	No	-	-	-	NA	-	-	-	-	-	-
Intangible Assets	NA	NA	NA	No	-	-	2,39,82,093	NA	2,39,82,093	-	-	-	-	-
Intangible Assets under Development	NA	NA	NA	No	-	-	-	NA	-	-	-	-	-	-
Investments (Refer Note 1)	Investments in Bonds/Debentures, Units of Mutual Fund/AIFs	NA	NA	Yes	7,36,92,45,610	-	19,90,71,85,459	NA	27,27,64,31,068	-	-	7,369,245,610 (Refer Note 5)	-	7,36,92,45,610
Loans	NA	NA	NA	No	-	-	1,77,88,61,704	NA	1,77,88,61,704	-	-	-	-	-
Inventories	NA	NA	NA	No	-	-	-	NA	-	-	-	-	-	-
Trade Receivables	Amount receivable against services offered	NA	NA	Yes	35,57,61,081	-	-	NA	35,57,61,081	-	-	355,761,081 (Refer Note 6)	-	35,57,61,081
Cash and Cash Equivalents	NA	NA	NA	No	-	-	72,84,67,047	NA	72,84,67,047	-	-	-	-	-
Bank Balances other than Cash and Cash Equivalents	NA	NA	NA	No	-	-	2,11,54,776	NA	2,11,54,776	-	-	-	-	-
Others	NA	NA	NA	No	-	-	64,64,31,903	NA	64,64,31,903	-	-	-	-	-
Total					10,31,35,19,958		23,18,60,09,437		33,49,95,29,395			10,33,29,75,284		10,33,29,75,284
LIABILITIES														
Debt securities to which this certificate pertains (Refer Note 2)	Listed Non Convertible Debentures	NA	NA	Yes	2,67,58,17,602	-	-	NA	2,67,58,17,602	-	-	2,67,58,17,602	-	2,67,58,17,602
Other debt sharing pari-passu charge with above debt	NA	NA	NA	No	-	-	-	NA	-	-	-	-	-	-
Other Debt	NA	NA	NA	No	-	-	-	NA	-	-	-	-	-	-
Subordinated debt	NA	NA	NA	No	-	-	-	NA	-	-	-	-	-	-
Borrowings	NA	NA	NA	No	-	-	-	NA	-	-	-	-	-	-
Bank	NA	NA	NA	No	-	-	-	NA	-	-	-	-	-	-
Debt Securities	NA	NA	NA	No	-	-	5,60,92,04,313	NA	5,60,92,04,313	-	-	-	-	-
Others	NA	NA	NA	No	-	-	-	NA	-	-	-	-	-	-
Trade payables	NA	NA	NA	No	-	-	11,56,84,201	NA	11,56,84,201	-	-	-	-	-
Lease Liabilities	NA	NA	NA	No	-	-	25,38,048	NA	25,38,048	-	-	-	-	-
Provisions	NA	NA	NA	No	-	-	4,39,572	NA	4,39,572	-	-	-	-	-
Others	NA	NA	NA	No	-	-	1,06,60,17,785	NA	1,06,60,17,785	-	-	-	-	-
Total					2,67,58,17,602		6,79,38,83,919		9,46,97,01,521			2,67,58,17,602		2,67,58,17,602
Cover on Book Value														
Cover on Market Value														
		Exclusive Security Cover Ratio	NA	Pari-Passu Security Cover Ratio	3.85							3.86		3.86

B) Compliance of financial covenants in respect of listed debt securities of the Company

There are no financial covenants which needs to be complied with as per Debenture Trust Deed.

Note 1 : Investments in Bonds/Debentures, Units of Mutual Fund/AIFs are considered

Note 2 : Includes interest accrued but not due and securities premium on borrowings

Note 3 : The Market Value of Land, Building and Fixtures has been considered based on the valuation report issued by independent valuer as at 7 March 2022

Note 4 : The Carrying Value of Office Equipments (Net of Depreciation) has been considered as fair value

Note 5 : The Carrying Value of Investments has been considered as fair value

Note 6 : The Carrying Value of Trade Receivables has been considered as fair value

For 360 ONE WAM Limited



Authorised Signatory

Date : 19th January 2023

Place: Mumbai

Annexure VI

Disclosures in respect of the proposed sub-division of the equity shares of the Company and consequential alteration(s) to the Memorandum of Association and the Articles of Association

S.N	Particulars	Details																											
a)	Sub-division ratio	The Board considered the proposal for sub-division of each existing equity share of face value of Rs. 2/- (Rupees two only), into 2 (two) equity shares of face value of Re. 1/- (Rupee one only) each fully paid up, subject to the approval of shareholders of the Company by way of a special resolution and any other approval(s) of the concerned regulatory authorities.																											
b)	Rationale behind the sub-division	To encourage the participation of retail investors and enhance the liquidity in the capital market and to make the equity shares of the Company more affordable for small investors.																											
c)	Pre and post share capital – authorized, paid-up and subscribed	<table border="1"> <thead> <tr> <th rowspan="2">Type of Capital</th> <th colspan="3">Existing (As on the date of this intimation)</th> <th colspan="3">Proposed* (Post Sub-division)</th> </tr> <tr> <th>No. of equity shares</th> <th>Face value (INR)</th> <th>Total Share Capital (INR)</th> <th>No. of equity shares</th> <th>Face value (INR)</th> <th>Total Share Capital (INR)</th> </tr> </thead> <tbody> <tr> <td>Authorised Share Capital</td> <td>13,26,50,000</td> <td>2 each</td> <td>26,53,00,000</td> <td>26,53,00,000</td> <td>1 each</td> <td>26,53,00,000</td> </tr> <tr> <td>Issued, Subscribed and Paid-up Share Capital</td> <td>8,89,77,638</td> <td>2 each</td> <td>17,79,55,276</td> <td>17,79,55,276</td> <td>1 each</td> <td>17,79,55,276</td> </tr> </tbody> </table> <p>*The proposed issued, subscribed and paid-up share capital is subject to change on account of issue of equity shares upon exercise of employee stock options till the record date.</p>	Type of Capital	Existing (As on the date of this intimation)			Proposed* (Post Sub-division)			No. of equity shares	Face value (INR)	Total Share Capital (INR)	No. of equity shares	Face value (INR)	Total Share Capital (INR)	Authorised Share Capital	13,26,50,000	2 each	26,53,00,000	26,53,00,000	1 each	26,53,00,000	Issued, Subscribed and Paid-up Share Capital	8,89,77,638	2 each	17,79,55,276	17,79,55,276	1 each	17,79,55,276
Type of Capital	Existing (As on the date of this intimation)			Proposed* (Post Sub-division)																									
	No. of equity shares	Face value (INR)	Total Share Capital (INR)	No. of equity shares	Face value (INR)	Total Share Capital (INR)																							
Authorised Share Capital	13,26,50,000	2 each	26,53,00,000	26,53,00,000	1 each	26,53,00,000																							
Issued, Subscribed and Paid-up Share Capital	8,89,77,638	2 each	17,79,55,276	17,79,55,276	1 each	17,79,55,276																							
d)	Expected time of completion	The Company will complete the proposed sub-division of the equity shares of face value Rs. 2/- (Rupees two only) within 2 months from the date of this intimation i.e. on or before March 18, 2023, subject to necessary approvals.																											
e)	Class of shares which are subdivided	All equity shares of the Company																											
f)	Number of shares of each class pre and	The Company has only one class of shares. The details of pre and post capital are mentioned in point c above.																											

360 ONE WAM LIMITED (Formerly known as IIFL Wealth Management Limited)

Corporate & Registered Office: IIFL Centre, Kamala City, Senapati Bapat Marg, Lower Parel (West), Mumbai - 400 013

Tel (91-22) 4876 5600

Fax (91-22) 4646 4706

Email secretarial@iiflw.com

www.360.one

CIN: L74140MH2008PLC177884

	post sub-division	
g)	Number of shareholders who did not get any shares in consolidation and their pre-consolidation shareholding	Not Applicable since the Company is not consolidating its equity shares.
h)	Brief details of the proposed consequential alteration(s) to the Memorandum of Association of the Company	<p>Subject to the approval of shareholders of the Company, the amount of face value of equity shares of the Company appearing in Memorandum of Association of the Company shall be substituted with Re. 1/- (Rupee one only) and accordingly Clause V (a) of the present Memorandum of Association of the Company be deleted and replaced in its entirety with the following clause:</p> <p><i>V (a). The Authorised Share Capital of the Company is Rs. 26,53,00,000 (Rupees twenty six crore fifty three lakh only) divided into 26,53,00,000 (twenty six crore fifty three lakh only) Equity Shares of face value Re. 1/- (Rupee one only) each, with rights, privileges and conditions attached thereto as are provided by the Articles of Association of the Company for the time being, with power to increase or reduce the Capital of the Company or to divide the shares of the capital for the time being into several classes and to attach thereto respectively such preferential, deferred, qualified or special rights, privileges or conditions as may be determined by or in accordance with the Articles of Association of the Company and to vary, modify, amalgamate or abrogate any such rights, privileges or conditions in such manner as may for the time being be provided by the Articles of Association of the Company.</i></p>
i)	Brief details of the proposed consequential alteration(s) to the Articles of Association of the Company	<p>Subject to the approval of shareholders of the Company, the amount of face value of equity shares of the Company appearing in Articles of Association of the Company shall be substituted with Re. 1/- (Rupee one only) and accordingly the definition of “Equity Shares” under Article 73 in the present Articles of Association of the Company be deleted and replaced in its entirety with the following definition:</p> <p>Equity Shares mean equity shares of the face value of Re. 1/- (Rupee one only) in the capital of the Company.</p>

360 ONE WAM LIMITED (Formerly known as IIFL Wealth Management Limited)

Corporate & Registered Office: IIFL Centre, Kamala City, Senapati Bapat Marg, Lower Parel (West), Mumbai - 400 013

Tel (91-22) 4876 5600

Fax (91-22) 4646 4706

Email secretarial@iiflw.com

www.360.one

CIN: L74140MH2008PLC177884

Annexure VII

Disclosures in respect of the proposed increase in the authorised share capital of the Company and consequential alteration to the Memorandum of Association

Document	Proposed consequential alteration(s)
Memorandum of Association ("MOA")	<p>Subject to the approval of the shareholders of the Company, the authorised share capital of the Company be increased from Rs. 26,53,00,000/- (Rupees twenty six crore fifty three lakh only) to Rs. 50,00,00,000/- (Rupees fifty crore only) divided into 50,00,00,000 (fifty crore) equity shares of face value Re. 1/- (Rupee one only) as adjusted for sub-division of equity shares bearing face value of Re. 1/- (Rupee one only) each and accordingly existing sub-clause (a) of Clause V of the Memorandum of Association of the Company be and is hereby altered and substituted by the following new sub-clause:</p> <p><i>"V. (a) The Authorised Share Capital of the Company is Rs. 50,00,00,000/- (Rupees fifty crore only) divided into 50,00,00,000 (fifty crore) equity shares of face value Re. 1/- (Rupee one only) each, with rights, privileges and conditions attached thereto as are provided by the Articles of Association of the Company for the time being, with power to increase or reduce the Capital of the Company or to divide the shares of the capital for the time being into several classes and to attach thereto respectively such preferential, deferred, qualified or special rights, privileges or conditions as may be determined by or in accordance with the Articles of Association of the Company and to vary, modify, amalgamate or abrogate any such rights, privileges or conditions in such manner as may for the time being be provided by the Articles of Association of the Company."</i></p>

360 ONE WAM LIMITED (Formerly known as IIFL Wealth Management Limited)

Corporate & Registered Office: IIFL Centre, Kamala City, Senapati Bapat Marg, Lower Parel (West), Mumbai - 400 013

Tel (91-22) 4876 5600

Fax (91-22) 4646 4706

Email secretarial@iiflw.com

www.360.one

CIN: L74140MH2008PLC177884

Annexure VIII

Disclosures in respect of the proposed issue of bonus equity shares of the Company

S.N	Particulars	Details						
1.	Type of securities proposed to be issued	Equity Shares						
2.	Type of issuance	Bonus issue						
3.	Total number of securities proposed to be issued or the total amount for which the securities will be issued (approximately)	17,79,55,276 equity shares of Re. 1 (Rupee one only) each basis the bonus ratio as mentioned in point 5 below (as adjusted for sub-division of the equity shares of the Company) held by the shareholders. The actual number of bonus shares to be issued will be determined based on paid up equity share capital of the Company as on the Record Date to be fixed for the purpose. The Company shall not raise and receive any amount upon issue of bonus shares.						
4.	Whether bonus is out of free reserves created out of profits or share premium account	The proposed issue of bonus equity shares will be out of capitalisation of sums from the securities premium account.						
5.	Bonus ratio	1:1 (1 (one) bonus equity share of the Company of face value Re. 1/- (Rupee one only) each for every 1 (one) fully paid up equity share of face value Re. 1/- (Rupee one only) each).						
6.	Details of share capital - pre and post bonus issue	Type of Capital	Existing (As on the date of this intimation)			Proposed* (Post Sub-division, increase of authorised share capital and issue of bonus shares)		
			No. of equity shares	Face value (INR)	Total Share Capital (INR)	No. of equity shares	Face value (INR)	Total Share Capital (INR)
		Authorised Share Capital	13,26,50,000	2 each	26,53,00,000	50,00,00,000	1 each	50,00,00,000

360 ONE WAM LIMITED (Formerly known as IIFL Wealth Management Limited)

Corporate & Registered Office: IIFL Centre, Kamala City, Senapati Bapat Marg, Lower Parel (West), Mumbai - 400 013

Tel (91-22) 4876 5600

Fax (91-22) 4646 4706

Email secretarial@iiflw.com

www.360.one

CIN: L74140MH2008PLC177884

		Issued, Subscribed and Paid-up Share Capital	8,89,77,638	2 each	17,79,55,276	35,59,10,552	1 each	35,59,10,552
		*The proposed issued, subscribed and paid-up share capital is subject to change on account of issue of equity shares upon exercise of employee stock options till the Record Date.						
7.	Free reserves and/ or share premium required for implementing the bonus issue	Not exceeding Rs. 20,00,00,000/- or such other amount as may be considered necessary by the Board from and out of the securities premium account. The actual amount will be determined based on paid up equity share capital of the Company as on the Record Date to be fixed for the purpose.						
8.	Free reserves and/ or share premium available for capitalization and the date as on which such balance is available	The amount available in securities premium account as on March 31, 2022 is Rs. 1985,13,82,795/-.						
9.	Whether the aforesaid figures are audited	Yes. The figures mentioned in Item no. 8 above are audited.						
10	Estimated date by which such bonus shares would be credited/ dispatched	The Company will complete the proposed issue of bonus shares within 2 months of the date of this intimation i.e. on or before March 18, 2023, subject to necessary approvals.						

360 ONE WAM LIMITED (Formerly known as IIFL Wealth Management Limited)

Corporate & Registered Office: IIFL Centre, Kamala City, Senapati Bapat Marg, Lower Parel (West), Mumbai - 400 013

Tel (91-22) 4876 5600

Fax (91-22) 4646 4706

Email secretarial@iiflw.com

www.360.one

CIN: L74140MH2008PLC177884