

August 3, 2022

**The National Stock Exchange of India Limited, BSE Limited**

Exchange Plaza,  
Bandra-Kurla Complex,  
Bandra (E), Mumbai – 400051.

Floor 25, Phiroze Jeejeebhoy Towers,  
Dalal Street, Mumbai — 400 001

Symbol: REDINGTON

Scrip: 532805

Sir/Madam,

**Subject: Outcome of Board Meeting**

---

We wish to inform you that the Board of Directors of the Company at its meeting held today, August 3, 2022, considered and approved the following:


1. The unaudited standalone and consolidated financial results for the quarter ended June 30, 2022. In terms of requirements of Regulation 30 read with Schedule III Part A and Regulation 33 of the SEBI (Listing Obligations and Disclosure Requirements) Regulations, 2015, a copy of financials results along with the Limited Review Report given by the Statutory Auditors of the Company is attached herewith. The financial results will be uploaded on the website of the company at <https://redingtongroup.com/india/financials-and-reports/>
2. Shifting the registered office of the Company within the local limits of Chennai City with effect from September 1, 2022.
3. With an objective to create value for the Redington Group, increase the customer reach and to integrate all logistics entities as One-ProConnect, the Automated Distribution Centres in Chennai and Kolkata will be transferred to ProConnect Supply Chain Solutions Limited, a Wholly owned subsidiary of the Company.

Additional disclosures under Regulation 30 of Listing Regulations is attached as Annexure- A.

The meeting commenced at 10.30 A.M. (IST) and concluded at 03.45 P.M. (IST).

We request you to take the same on record.

Yours faithfully,



M. Muthukumarasamy  
Company Secretary

**Annexure-A**

<b>Particulars</b>	<b>Details</b>
The amount and percentage of the turnover or revenue or income and net worth contributed by such unit or division of the listed entity during the last financial year.	Rs. 4.25 Crores as income
Date on which the agreement for sale has been entered into.	Will be executed on or before September 30, 2022.
The expected date of completion of sale/disposal.	On or before September 30, 2022.
Consideration received from such sale/disposal.	The company will receive an approx. amount of Rs. 90 Crores
Brief details of buyers and whether any of the buyers belong to the promoter/promoter group/group companies. If yes, details thereof	ProConnect Supply Chain Solutions Limited is a Wholly owned subsidiary of the Company.
Whether the transaction would fall within related party transactions? If yes, whether the same is done at "arms length"	Not Applicable
In case of a slump sale, indicative disclosures provided for amalgamation/merger, shall be disclosed by the listed entity with respect to such slump sale	Not Applicable




Redington (India) Limited  
Registered office: Redington House, Centre Point, Plot No. 11 (SP), Thiru. Vi. Ka. Industrial Estate, Guindy, Chennai - 600 032  
Website: www.redingtongroup.com  
Email: investors@redington.co.in  
CIN: L52599TN1961PLC028758  
Board No: +91-44-42243353  
Fax No: +91-44-22253799


Statement of unaudited Standalone Financial Results for the Quarter Ended June 30, 2022

₹. In Crores

Particulars	Quarter Ended			Year Ended
	June 30, 2022 (Unaudited)	March 31, 2022 (Audited) (Refer note 2 (c))	June 30, 2021 (Unaudited)	March 31, 2022 (Audited)
<b>Income</b>				
Revenue from operations	7,611.64	7,778.89	5,359.97	27,018.94
Other income (net)	4.71	11.85	6.94	487.53
<b>Total income</b>	<b>7,616.35</b>	<b>7,790.74</b>	<b>5,366.91</b>	<b>27,506.47</b>
<b>Expenses</b>				
Purchases of traded goods	7,475.64	7,943.30	5,166.47	26,684.44
Changes in inventories of traded goods	(191.82)	(468.50)	(34.47)	(790.59)
Employee benefits expense	56.64	46.28	40.49	172.30
Finance costs	3.22	1.34	3.25	7.20
Depreciation and amortisation expense	5.77	6.19	9.05	30.15
Other expenses	64.35	96.24	51.84	298.57
<b>Total expenses</b>	<b>7,413.80</b>	<b>7,624.85</b>	<b>5,236.63</b>	<b>26,402.07</b>
<b>Profit before tax</b>	<b>202.55</b>	<b>165.89</b>	<b>130.28</b>	<b>1,104.40</b>
<b>Tax expense:</b>				
Current tax	53.55	47.70	33.39	175.91
Deferred tax	(0.85)	(5.27)	1.30	(6.58)
<b>Profit for the Quarter / Year (A)</b>	<b>149.85</b>	<b>123.46</b>	<b>95.59</b>	<b>935.07</b>
<b>Other comprehensive income</b>				
<b>Items that will not be reclassified to profit or loss</b>				
Remeasurement of defined benefit plan	(1.82)	0.89	(3.99)	(2.57)
Income tax relating to item above	0.46	(0.22)	1.00	0.65
<b>Net other comprehensive income that will not be reclassified to profit or loss</b>	<b>(1.36)</b>	<b>0.67</b>	<b>(2.99)</b>	<b>(1.92)</b>
<b>Items that will be reclassified to profit or loss</b>				
Foreign exchange differences in translating the financial statements of foreign operations	1.28	0.53	0.23	0.75
Income tax relating to item above	(0.24)	0.01	(0.06)	(0.05)
<b>Net other comprehensive income that will be reclassified to profit or loss</b>	<b>1.04</b>	<b>0.54</b>	<b>0.17</b>	<b>0.70</b>
<b>Total other comprehensive income (B)</b>	<b>(0.32)</b>	<b>1.21</b>	<b>(2.82)</b>	<b>(1.22)</b>
<b>Total comprehensive income (A+B)</b>	<b>149.53</b>	<b>124.67</b>	<b>92.77</b>	<b>933.85</b>
Paid-up equity share capital (Face Value - ₹ 2/- per share)	156.29	156.29	78.07	156.29
Other equity as per balance sheet of previous accounting year				2,392.53
<b>Earnings per Equity Share: (Face Value - ₹ 2/- per share) (Not annualized for quarters)</b>				
Basic (in ₹)	1.92	1.58	1.23	11.98
Diluted (in ₹)	1.92	1.58	1.23	11.97



Type text





**Statement of unaudited Consolidated Financial Results for the Quarter Ended June 30, 2022**

₹. In Crores

Particulars	Quarter Ended			Year Ended
	June 30, 2022 (Unaudited)	March 31, 2022 (Audited) (Refer note 2 (c))	June 30, 2021 (Unaudited)	March 31, 2022 (Audited)
<b>Income</b>				
Revenue from operations	16,803.14	17,301.76	13,454.05	62,644.01
Other income (net)	25.18	22.68	19.95	87.56
<b>Total income</b>	<b>16,828.32</b>	<b>17,324.44</b>	<b>13,474.00</b>	<b>62,731.57</b>
<b>Expenses</b>				
Purchases of traded goods	16,743.61	16,902.26	12,797.69	60,151.63
Changes in inventories of traded goods	(985.48)	(661.30)	(145.16)	(1,296.63)
Employee benefits expense	285.01	237.99	209.48	885.66
Finance costs	36.84	33.08	28.00	115.59
Depreciation and amortisation expense	36.48	36.59	34.87	141.28
Other expenses	298.18	332.28	247.76	1,111.68
<b>Total expenses</b>	<b>16,414.64</b>	<b>16,880.90</b>	<b>13,172.64</b>	<b>61,109.21</b>
<b>Profit before tax</b>	<b>413.68</b>	<b>443.54</b>	<b>301.36</b>	<b>1,622.36</b>
<b>Tax expense:</b>				
Current tax	90.28	87.52	66.32	308.53
Deferred tax	(2.94)	0.45	(4.11)	(1.04)
<b>Profit for the Quarter / Year (A)</b>	<b>326.34</b>	<b>355.57</b>	<b>239.15</b>	<b>1,314.87</b>
<b>Other comprehensive income</b>				
<b>Items that will not be reclassified to profit or loss</b>				
Remeasurement of defined benefit plan	(2.14)	(6.50)	(3.54)	(9.67)
Income tax relating to item above	0.54	(0.29)	0.89	0.51
<b>Net other comprehensive income that will not be reclassified to profit or loss</b>	<b>(1.60)</b>	<b>(6.79)</b>	<b>(2.65)</b>	<b>(9.16)</b>
<b>Items that will be reclassified to profit or loss</b>				
Foreign exchange differences in translating the financial statements of foreign operations	141.06	22.44	59.02	(56.69)
Income tax relating to item above	(0.24)	0.01	(0.06)	(0.05)
<b>Net other comprehensive income that will be reclassified to profit or loss</b>	<b>140.82</b>	<b>22.45</b>	<b>58.96</b>	<b>(56.74)</b>
<b>Total other comprehensive income (B)</b>	<b>139.22</b>	<b>15.66</b>	<b>56.31</b>	<b>(65.90)</b>
<b>Total comprehensive income (A+B)</b>	<b>465.56</b>	<b>371.23</b>	<b>295.46</b>	<b>1,248.97</b>
<b>Profit for the Quarter / Year attributable to the :-</b>				
Shareholders of the Company	315.78	347.97	236.67	1,279.91
Non-Controlling Interests	10.56	7.60	2.48	34.96
<b>Total Comprehensive Income for the Quarter / Year attributable to the :-</b>				
Shareholders of the Company	456.37	381.95	290.12	1,299.19
Non-Controlling Interests	9.19	(10.72)	5.34	(50.22)
Paid-up equity share capital (Face Value - ₹ 2/- per share)	156.29	156.29	78.07	156.29
Other equity as per balance sheet of previous accounting year				5,628.66
<b>Earnings per Equity Share: (Face Value - ₹ 2/- per share) (Not annualized for Quarters)</b>				
Basic (in ₹)	4.04	4.46	3.04	16.40
Diluted (in ₹)	4.04	4.45	3.04	16.39



**Consolidated Segment wise Revenue, Results, Assets and Liabilities for the Quarter Ended June 30, 2022**

₹. In Crores


Particulars	Quarter Ended			Year Ended
	June 30, 2022 (Unaudited)	March 31, 2022 (Audited) (Refer note 2 (c))	June 30, 2021 (Unaudited)	March 31, 2022 (Audited)
<b>Segment revenue</b>				
SISA	8,045.83	8,381.92	5,878.47	29,281.19
ROW	8,757.31	8,920.05	7,575.81	33,363.70
Total	16,803.14	17,301.97	13,454.28	62,644.89
Less: Inter segment revenue	-	0.21	0.23	0.88
<b>Revenue from operations</b>	<b>16,803.14</b>	<b>17,301.76</b>	<b>13,454.05</b>	<b>62,644.01</b>
Segment results (Profit before finance costs, exceptional item and tax)				
SISA	210.78	196.94	149.01	742.27
ROW	239.74	279.68	180.35	995.68
<b>Profit before finance costs, exceptional item and tax</b>	<b>450.52</b>	<b>476.62</b>	<b>329.36</b>	<b>1,737.95</b>
Less: Finance costs				
SISA	4.81	3.35	5.36	14.29
ROW	32.03	29.73	22.64	101.30
<b>Total finance costs</b>	<b>36.84</b>	<b>33.08</b>	<b>28.00</b>	<b>115.59</b>
Profit before tax				
SISA	205.97	193.59	143.65	727.98
ROW	207.71	249.95	157.71	894.38
<b>Total profit before tax</b>	<b>413.68</b>	<b>443.54</b>	<b>301.36</b>	<b>1,622.36</b>

₹. In Crores

Particulars	As at June 30, 2022 (Unaudited)	As at March 31, 2022 (Audited)	As at June 30, 2021 (Unaudited)
<b>Segment assets</b>			
SISA	7,631.98	8,072.20	5,902.09
ROW	11,316.52	10,200.14	8,567.75
Unallocated	108.37	143.56	128.54
<b>Total</b>	<b>19,056.87</b>	<b>18,415.90</b>	<b>14,598.38</b>
<b>Segment Liabilities</b>			
SISA	5,084.73	5,743.55	3,931.40
ROW	7,191.03	6,389.59	4,937.53
Unallocated	189.98	175.06	127.09
<b>Total</b>	<b>12,465.74</b>	<b>12,308.20</b>	<b>8,996.02</b>


 Place : Chennai  
 Date : August 3, 2022

For Redington (India) Limited




 S V Krishnan  
 Whole-time Director and  
 Global Chief Financial Officer





**Redington (India) Limited****Notes to the Statement of unaudited Standalone / Consolidated Financial Results for the Quarter Ended June 30, 2022**

1. The above financial results have been reviewed by the Audit Committee and approved by the Board of Directors of Redington (India) Limited ("the Company") at their respective meetings held on August 2, 2022, and August 3, 2022.
2. a. The above financial results have been prepared in accordance with the recognition and measurement principles laid down in Indian Accounting Standards ('Ind AS') prescribed under Section 133 of the Companies Act, 2013 and other accounting principles generally accepted in India, in compliance with Regulation 33 and Regulation 52 read with Regulation 63(2) of the Securities and Exchange Board of India (Listing Obligations and Disclosure Requirements) Regulations, 2015 ("Listing regulations").  
  
b. The figures of the previous periods have been regrouped / reclassified, wherever necessary, to conform to current period's classification.  
  
c. The figures for the quarter ended March 31, 2022, as reported in these financial results are the balancing figures between audited figures in respect of the full financial year and the published unaudited year to date figures up to the end of the third quarter of the relevant financial year.  
  
d. The Ind AS financial results of the Company for the quarter ended June 30, 2021, quarter and year ended March 31, 2022, were reviewed / audited by M/s BSR & Co LLP Chartered Accountants, the predecessor auditor who have expressed an unmodified review conclusion.
3. Disclosure of reportable segments have been made in a manner consistent with internal reporting to the Managing Director who is the Chief Operating Decision Maker ("CODM") for the Group, in line with provisions of Ind AS 108, *Operating Segment*. During the quarter ended June 30, 2022, the Company revised the reporting segments as "SISA" (Singapore, India & South Asia) and "ROW" (Rest of the World) (previously reported as "India" and "Overseas"), in line with the revised internal reporting. Accordingly, the previous period figures have been restated to conform to the revised segment presentation.
4. During the quarter ended June 30, 2022:
  - a. The Board of Directors at its meeting held on May 21, 2022, had recommended a dividend of ₹ 6.60/- per equity share of ₹ 2/- each (i.e., 330% of face value) for the financial year ended March 31, 2022. The same has been approved by the shareholders in the Annual General Meeting (AGM) held on July 27, 2022, with a record date as July 15, 2022.
  - b. Redserv Global Solutions Limited ("RGS"), a wholly owned subsidiary of the Company has acquired Redserv Business Solutions Private Limited ("RBS"). Prior to this transaction, RBS was a wholly owned subsidiary of Redington Gulf FZE ("RGF").
5. During the current quarter, the three-year cumulative consumer price index in Turkey has exceeded 100%. Consequently, the provisions of Ind AS 29, "Financial Reporting in Hyperinflationary Economies", has been applied with effect from April 1, 2022, in respect of step-down subsidiaries having "Turkish Lira" as functional currency. The impact on the consolidated financial results is not significant.





6. Subsequent to the quarter ended June 30, 2022,

- a. The shareholders of the Company approved the change of name of the Company from “Redington (India) Limited” to “Redington Limited” and to make appropriate changes in the memorandum and articles of association of the Company in the AGM.
- b. Liquidation of “Ensure Services Uganda Limited” and “Ensure Technical Services Tanzania Limited” (wholly owned step-down subsidiaries of RGF) was completed.

7. The Company had listed its commercial papers in the bourses of BSE. However, there are no commercial papers outstanding as at the quarter ended June 30, 2022, March 31, 2022, and June 30, 2021. Pursuant to such listing, below are the details of Redington (India) Limited on a standalone basis required as per Regulation 52(4) of the Listing Regulations:

Particulars	Quarter ended June 30, 2022 (Unaudited)	Quarter ended June 30, 2021 (Unaudited)	Quarter ended March 31, 2022 (Audited)	Year ended March 31, 2022 (Audited)
Debt service coverage ratio (no. of times) [refer note (a)]	63.90	41.09	124.80	91.57
Interest service coverage ratio (no. of times) [refer note (b)]	69.66	44.72	1,509.09	(475.00)
Debt equity ratio (no. of times) [refer note (c)]	^	(0.11)	(0.47)	(0.47)
Net worth [refer note (d)] (₹ in crores)	2,698.35	2,160.72	2,548.82	2,548.82
Capital redemption reserve (₹ in crores)	-	2.22	-	-
Earnings per share (EPS)				
(a) Basic EPS (₹)	1.92	1.23	1.58	11.98
(b) Diluted EPS (₹)	1.92	1.23	1.58	11.97
Net profit after tax* (₹ in crores)	149.85	95.59	123.46	935.07
Current ratio (no. of times) [refer note (e)]	1.38	1.37	1.29	1.29
Current liability ratio (no. of times) [refer note (f)]	0.99	0.99	0.99	0.99
Long term debt to working capital (no. of times) [refer note (g)]	-	-	-	-
Bad debts to Accounts receivable ratio (no. of times) [refer note (h)]	^	^	^	0.01
Total debts to Total assets ratio (no. of times) [refer note (i)]	0.02	0.03	^	^
Debtors turnover (no. of times) [refer note (j)]	7.80	7.31	8.64	8.10
Inventory turnover (no. of times) [refer note (k)]	15.00	19.10	18.54	17.78
Operating margin (%) [refer note (l)]	2.70%	2.49%	2.15%	2.44%
Net Profit margin (%) [refer note (m)]	1.97%	1.78%	1.59%	1.79%

\* Net profit after tax excluding dividend income for the year ended March 31, 2022, is ₹ 482.79 Crores.

^ Represents value less than 0.01.





Formulae for calculation of ratios are as follows:

- (a) Debt service coverage ratio = (Profit before tax – Dividend income + Finance cost) / (Finance cost + Repayment of Long-term loans during the year)  
 For the purpose of calculation, loans having original maturity of more than 360 days are considered as Long-term loans.
- (b) Interest service coverage ratio\*\* = (Profit from ordinary activities before tax – Dividend income + Finance cost – Interest income earned on surplus funds) / (Finance cost – Interest income earned on surplus funds).
- (c) Debt equity ratio = (Total debt – Cash and cash equivalents) / (Total equity – Investments in subsidiaries)
- (d) Net worth = Equity share capital + Other equity
- (e) Current ratio = Current assets / Current liabilities
- (f) Current liabilities ratio = Current liabilities / Total liabilities
- (g) Long term debt to Working capital = Long term borrowings (including current portion of long-term borrowings) / Working capital  
 Working capital = Trade receivables + Inventory – Trade payables.
- (h) Bad debts to Accounts receivable ratio = Bad debts / Average Trade receivables
- (i) Total debts to Total assets ratio = (Non-current borrowings + Current borrowings) / Total assets
- (j) Debtors' turnover ratio (annualized) = Revenue from operations / Average Trade receivables
- (k) Inventory turnover ratio (annualized) = (Purchases of traded goods + Changes in inventories of traded goods) / Average Inventories
- (l) Operating margin (%) = (Profit before tax + Finance costs – Dividend income) / Revenue from operations
- (m) Net profit margin (%) = Net profit after tax excluding dividend income / Revenue from operations


\*\* Since interest income has been obtained from surplus funds, the same has been adjusted with interest expense for interest service coverage ratio computation.

8. The Standalone and Consolidated financial results of the Company for the Quarter Ended June 30, 2022 have been filed with the National Stock Exchange of India Limited (NSE) and BSE Limited (BSE) and are available in Company's website [www.redingtongroup.com](http://www.redingtongroup.com).

Place : Chennai  
 Date : August 3, 2022



For Redington (India) Limited



**S V Krishnan**  
 Whole-time Director and  
 Global Chief Financial Officer






## INDEPENDENT AUDITOR'S REVIEW REPORT ON REVIEW OF INTERIM STANDALONE FINANCIAL RESULTS

TO THE BOARD OF DIRECTORS OF

**Redington (India) Limited**

1. We have reviewed the accompanying Statement of Standalone Unaudited Financial Results of **Redington (India) Limited** ("the Company"), for the quarter ended June 30, 2022 ("the Statement"), which includes the branch of the Company located at Singapore, being submitted by the Company pursuant to the requirement of Regulation 33 and Regulation 52 of the SEBI (Listing Obligations and Disclosure Requirements) Regulations, 2015, as amended.
2. This Statement, which is the responsibility of the Company's Management and approved by the Company's Board of Directors, has been prepared in accordance with the recognition and measurement principles laid down in the Indian Accounting Standard 34 "Interim Financial Reporting" ("Ind AS 34"), prescribed under Section 133 of the Companies Act, 2013 read with relevant rules issued thereunder and other accounting principles generally accepted in India. Our responsibility is to express a conclusion on the Statement based on our review.
3. We conducted our review of the Statement in accordance with the Standard on Review Engagements (SRE) 2410 'Review of Interim Financial Information Performed by the Independent Auditor of the Entity', issued by the Institute of Chartered Accountants of India (ICAI). A review of interim financial information consists of making inquiries, primarily of the Company's personnel responsible for financial and accounting matters and applying analytical and other review procedures. A review is substantially less in scope than an audit conducted in accordance with Standards on Auditing specified under section 143(10) of the Companies Act, 2013 and consequently does not enable us to obtain assurance that we would become aware of all significant matters that might be identified in an audit. Accordingly, we do not express an audit opinion.
4. Based on our review conducted as stated in paragraph 3 above, nothing has come to our attention that causes us to believe that the accompanying Statement, prepared in accordance with the recognition and measurement principles laid down in the aforesaid Indian Accounting Standard and other accounting principles generally accepted in India, has not disclosed the information required to be disclosed in terms of Regulation 33 and Regulation 52 of the SEBI (Listing Obligations and Disclosure Requirements) Regulations, 2015, as amended, including the manner in which it is to be disclosed, or that it contains any material misstatement.

**For Deloitte Haskins & Sells**  
Chartered Accountants  
(Firm's Registration No. 008072S)



**Ananthi Amarnath**  
Partner  
(Membership No. 209252)

Place: Chennai  
Date: August 03, 2022



## INDEPENDENT AUDITOR'S REVIEW REPORT ON REVIEW OF INTERIM CONSOLIDATED FINANCIAL RESULTS

TO THE BOARD OF DIRECTORS OF

**Redington (India) Limited**

1. We have reviewed the accompanying Statement of Consolidated Unaudited Financial Results of **Redington (India) Limited** ("the Parent") and its subsidiaries (the Parent and its subsidiaries together referred to as "the Group"), and its share of the net loss after tax and total comprehensive loss of its associate for the quarter ended June 30, 2022 ("the Statement") which includes the branch of the Parent located at Singapore, being submitted by the Parent pursuant to the requirement of Regulation 33 and Regulation 52 of the SEBI (Listing Obligations and Disclosure Requirements) Regulations, 2015, as amended.
2. This Statement, which is the responsibility of the Parent's Management and approved by the Parent's Board of Directors, has been prepared in accordance with the recognition and measurement principles laid down in the Indian Accounting Standard 34 "Interim Financial Reporting" ("Ind AS 34"), prescribed under Section 133 of the Companies Act, 2013 read with relevant rules issued thereunder and other accounting principles generally accepted in India. Our responsibility is to express a conclusion on the Statement based on our review.
3. We conducted our review of the Statement in accordance with the Standard on Review Engagements (SRE) 2410 "Review of Interim Financial Information Performed by the Independent Auditor of the Entity", issued by the Institute of Chartered Accountants of India (ICAI). A review of interim financial information consists of making inquiries, primarily of Parent's personnel responsible for financial and accounting matters and applying analytical and other review procedures. A review is substantially less in scope than an audit conducted in accordance with Standards on Auditing specified under Section 143(10) of the Companies Act, 2013 and consequently does not enable us to obtain assurance that we would become aware of all significant matters that might be identified in an audit. Accordingly, we do not express an audit opinion.

We also performed procedures in accordance with the circular issued by the SEBI under Regulation 33(8) of the SEBI (Listing Obligations and Disclosure Requirements) Regulations, 2015, as amended, to the extent applicable.

4. The Statement includes the results of the subsidiaries and associate listed in Annexure I
5. Based on our review conducted and procedures performed as stated in paragraph 3 above and based on the consideration of the review reports of the other auditors referred to in paragraph 6 below, nothing has come to our attention that causes us to believe that the accompanying Statement, prepared in accordance with the recognition and measurement principles laid down in the aforesaid Indian Accounting Standard and other accounting principles generally accepted in India, has not disclosed the information required to be disclosed in terms of Regulation 33 and Regulation 52 of the SEBI (Listing Obligations and Disclosure Requirements) Regulations, 2015, as amended, including the manner in which it is to be disclosed, or that it contains any material misstatement.
6. We did not review the financial information of one overseas subsidiary (which included the financial information of its step-down subsidiaries) and one step-down subsidiary included in the consolidated unaudited financial results, whose interim financial information reflect total revenues of Rs. 8,757.31 crores for the quarter ended June 30, 2022, total net profit after tax of Rs. 179.20 crores for the quarter ended June 30, 2022, and total comprehensive income of Rs. 293.21 crores for the quarter ended June 30, 2022 as considered in the Statement.






## **Deloitte Haskins & Sells**

The consolidated unaudited financial results also includes the Group's share of loss after tax of Rs. NIL for the quarter ended June 30, 2022 and total comprehensive loss of Rs. NIL for the quarter ended June 30, 2022 as considered in the Statement, in respect of its associate, whose interim financial information have not been reviewed by us. These financial information have been reviewed by other auditors whose reports have been furnished to us by the Management and our conclusion on the Statement, in so far as it relates to the amounts and disclosures included in respect of this subsidiary and associate, is based solely on the reports of the other auditors and the procedures performed by us as stated in paragraph 3 above.

Our conclusion on the Statement is not modified in respect of these matters.

**For Deloitte Haskins & Sells**  
Chartered Accountants  
(Firm's Registration No. 008072S)



**Ananthi Amarnath**  
Partner  
(Membership No. 209252)



Place: Chennai  
Date: August 03, 2022

**Annexure I to the Independent Auditor's Review Report on Review of Interim Consolidated Financial Results**

The unaudited Interim consolidated financial results include results of the following entities:

Sl.No	Name of Component	Relationship
1	Redington International Mauritius Limited, Mauritius	Direct Subsidiary
2	Redington Distribution Pte Ltd, Singapore	Direct Subsidiary
3	ProConnect Supply Chain Solutions Limited, India	Direct Subsidiary
4	Redserv Global Solutions Limited, India	Direct Subsidiary
5	Redserv Business Solutions Private Limited, India	Step-Down Subsidiary
6	Redington SL Private Limited, Sri Lanka	Step-Down Subsidiary
7	Redington Bangladesh Limited, Bangladesh	Step-Down Subsidiary
8	Redington Gulf FZE (RGF), Dubai, UAE	Step-Down Subsidiary
9	Redington Turkey Holdings SARL, Grand Duchy of Luxembourg	Step-Down Subsidiary
10	Arena International FZE, Dubai, UAE	Step-Down Subsidiary
11	Proconnect Supply Chain Logistics LLC , Dubai, UAE	Step-Down Subsidiary
12	Arena Bilgisayar Sanayi Ve Ticaret AS, Turkey	Step-Down Subsidiary
13	Redington Kenya Limited, Kenya	Step-Down Subsidiary
14	Redington Gulf & Co LLC, Oman	Step-Down Subsidiary
15	Cadensworth FZE, Dubai, UAE	Step-Down Subsidiary
16	Redington Egypt Ltd (Limited Liability Company), Egypt	Step-Down Subsidiary
17	Redington South Africa (Pty) Ltd, South Africa (formerly known as Ensure IT services (Pty) Ltd)	Step-Down Subsidiary
18	Ensure Services Arabia LLC, Kingdom of Saudi Arabia	Step-Down Subsidiary
19	Redington Middle East LLC, Dubai, UAE	Step-Down Subsidiary
20	Ensure Services Bahrain SPC, Kingdom of Bahrain	Step-Down Subsidiary
21	Redington Limited, Ghana	Step-Down Subsidiary
22	Africa Joint Technical Services, Libya	Step-Down Subsidiary
23	Redington Uganda Limited, Uganda	Step-Down Subsidiary
24	Redington Kenya (EPZ) Limited, Kenya	Step-Down Subsidiary
25	Redington Rwanda Ltd., Rwanda	Step-Down Subsidiary
26	Cadensworth United Arab Emirates (LLC), Dubai, UAE	Step-Down Subsidiary
27	Redington Gulf FZE Co, Iraq	Step-Down Subsidiary
28	Redington Qatar WLL, Qatar	Step-Down Subsidiary
29	Redington Qatar Distribution WLL, Qatar	Step-Down Subsidiary
30	Redington Kazakhstan LLP, Kazakhstan	Step-Down Subsidiary
31	Redington Tanzania Limited, Tanzania	Step-Down Subsidiary
32	Redington Morocco Ltd, Morocco	Step-Down Subsidiary
33	Redington Angola Ltd., Angola	Step-Down Subsidiary
34	Redington Senegal Limited SARL, Senegal	Step-Down Subsidiary
35	Redington Saudi Arabia Distribution Company, Saudi Arabia	Step-Down Subsidiary
36	Redington South Africa Distribution (PTY) Ltd, South Africa (formerly Ensure Technical Services (PTY) Ltd)	Step-Down Subsidiary
37	PayNet Odeme Hizmetleri AS, Turkey	Step-Down Subsidiary
38	CDW International Trading FZCO, Dubai, UAE	Step-Down Subsidiary
39	RNDC Alliance West Africa Limited, Nigeria	Step-Down Subsidiary
40	Redington Turkey Teknoloji AS, Turkey (formerly known as Linkplus Bilgisayar Sistemleri Sanayi ve Ticaret AS)	Step-Down Subsidiary
41	ProConnect Saudi LLC, Saudi Arabia	Step-Down Subsidiary
42	Redington Distribution Company, Egypt	Step-Down Subsidiary
43	Ensure Middle East Technology Solutions LLC, UAE	Step-Down Subsidiary
44	Citrus Consulting Services FZ LLC, Dubai, UAE	Step-Down Subsidiary
45	Arena Mobile Iletisim Hizmetleri Ve Tuketici Elektronigi Sanayi Ve Ticaret AS, Turkey	Step-Down Subsidiary
46	Online Elektronik Ticaret Hizmetleri AS, Turkey	Step-Down Subsidiary
47	Paynet (Kibris) Odeme Hizmetleri Limited, Cyprus	Step-Down Subsidiary



# Deloitte Haskins & Sells

Sl.No	Name of Component	Relationship
48	Redington Cote d'Ivoire SARL, Cote d'Ivoire	Step-Down Subsidiary
49	Redington Saudi for Trading, Saudi Arabia	Step-Down Subsidiary
50	Ensure Gulf FZE, Dubai, UAE	Step-Down Subsidiary
51	Ensure Services Uganda Limited, Uganda	Step-Down Subsidiary
52	Ensure Technical Services Tanzania Limited, Tanzania	Step-Down Subsidiary
53	Ensure Ghana Limited, Ghana	Step-Down Subsidiary
54	Ensure Technical Services Morocco Limited (Sari), Morocco	Step-Down Subsidiary
55	Ensure Middle East Trading LLC, UAE	Step-Down Subsidiary
56	Redington Bahrain WLL, Bahrain	Step-Down Subsidiary
57	Redington Gulf FZE Jordan, Jordan	Step-Down Subsidiary
58	Brightstar Telekomunikasyon Dagıtım Ltd Sti, Turkey	Step-Down Subsidiary
59	MPX İletisim ve Servis Limited Şirketi, Turkey	Step-Down Subsidiary
60	Redington (India) Investments Limited, India	Associate
61	Currents Technology Retail (India) Limited, India	Subsidiary of Associate

