



Ref: 418/SSML/CS/2021-22

12th November 2021

To
The DGM Listing,
The Bombay Stock Exchange Ltd,
Floor No. 25, P.J.Towers, Dalal Street,
MUMBAI – 400 001.

Dear Sir,

SCRIP CODE : 521240 UNAUDITED FINANCIAL RESULTS FOR Q-2 (July – September 2021)

Pursuant to Regulation 33(3) of Securities Exchange Board of India (Listing Obligations and Disclosure Requirements) Regulation 2015, we are uploading herewith Standalone and Consolidated Unaudited Financial Results (UFR) of our Company for the quarter and half year ended 30th September 2021, which have been duly reviewed by the Audit Committee of our Company at the Audit Committee Meeting held on 12.11.2021 (morning) and approved by our Board at the Board Meeting held on 12.11.2021 (afternoon) (through Video Conferencing / Other Audio Visual Means) at the deemed venue at the mill premises of Sambandam Spinning Mills Limited, Salem, together with Limited Review Report dt.12.11.2021 of Statutory Auditors of our Company.


Board Meeting started at 14.20 hrs and ended at 16.30 hrs

We are also uploading the above said results in our WEB site 'www.sambandam.com' and also in BSE website <http://listing.bseindia.com>.

This may be taken on record.

Thanking you,


Yours truly,
for Sambandam Spinning Mills Limited


(S. Natarajan)
Company Secretary

Sambandam Spinning Mills Limited (CIN L17111T21973PLC000675)
Regd. Office : Mill Premises, Kamaraj Nagar Colony, Salem 636 014
e-mail : corporate@sambandam.com Phone 0427 2240790 Web site : www.sambandam.com
STATEMENT OF STANDALONE UNAUDITED FINANCIAL RESULTS FOR THE QUARTER AND HALF YEAR ENDED SEPTEMBER 30, 2021

S.No.	Particulars	Quarter ended			Six months ended		Year ended
		30.09.2021	30.06.2021	30.09.2020	30.09.2021	30.09.2020	31.03.2021
		Unaudited	Unaudited	Unaudited	Unaudited	Unaudited	Audited
	INCOME						
I	Revenue from Operations	9,521.19	6,205.12	5,579.31	15,726.31	8,018.62	23,106.91
II	Other Income	8.36	7.45	10.43	15.81	20.72	32.11
III	Total Income (I+II)	9,529.55	6,212.57	5,589.74	15,742.12	8,039.34	23,139.02
IV	EXPENSES						
	Cost of materials consumed	5,794.97	4,075.88	3,362.27	9,870.85	4,859.00	13,163.10
	Purchases of Stock-in trade	-	-	-	-	-	-
	Changes in inventories of finished goods, Stock-in-trade and work-in-progress	90.42	(894.44)	102.67	(804.02)	(49.52)	(69.94)
	Employee benefits expense	915.41	753.23	852.09	1,668.64	1,334.07	2,950.92
	Power and fuel-net	493.74	454.45	375.07	948.19	560.25	1,818.50
	Finance costs	234.94	250.69	254.39	485.63	512.83	1,029.62
	Depreciation and amortisation expense	327.82	325.58	290.56	653.40	608.16	1,242.68
	Other expenses	719.05	519.87	510.60	1,238.92	776.45	1,962.82
	Total Expenses	8,576.35	5,485.26	5,747.65	14,061.61	8,601.24	22,097.70
V	Profit/(Loss) before exceptional item and tax (III-IV)	953.20	727.31	-157.91	1,680.51	-561.90	1,041.32
VI	Exceptional items	-	-	-	-	-	-
VII	Profit/(Loss) before tax (V-VI)	953.20	727.31	-157.91	1,680.51	-561.90	1,041.32
VIII	Tax expense:						
	(1) Current tax - current year	319.79	149.90	3.50	469.69	7.00	386.28
	(2) Deferred tax	(24.00)	(36.00)	(58.00)	(60.00)	(91.00)	(152.00)
IX	Profit/(Loss) for the period from continuing operations (VII-VIII)	657.41	613.41	(103.41)	1,270.82	(477.90)	807.04
X	Other Comprehensive Income/(Loss)						
A	(i) Items that will not be reclassified to profit and loss						
	Remeasurement of Defined benefits plan	-13.70	-6.86	-18.33	-20.56	-30.90	-98.11
	Income tax relating to items that will not be reclassified to profit and loss	(3.79)	(1.90)	(3.50)	(5.69)	(7.00)	-27.28
B	(ii) Items that will be reclassified to profit and loss						
	Income tax relating to items that will be reclassified to profit and loss						
	Other Comprehensive Income/(Loss) for the period	-9.91	-4.96	-14.83	-14.87	-23.90	-70.83
XI	Total Comprehensive Income/(Loss) for the period (IX+X)	647.50	608.45	(118.24)	1,255.95	(501.80)	736.21
XII	Earnings per equity share of Rs.10/- each: (not annualised) Basic and Diluted	15.41	14.38	(2.42)	29.80	(11.21)	18.92
XIII	Paid Up Equity Share Capital (Face Value Rs. 10/- each)	427.55	427.55	427.55	427.55	427.55	427.55
XIV	Other equity						9,677.30
	# There are no discontinued operations during the period						

FOR SAMBANDAM SPINNING MILLS LTD.




(S. DEVARAJAN)
Chairman and Managing Director

00001910

UDIN : 21026452AAAAD04993

Standalone Statement of Cash Flows		
Particulars	30.09.2021 Rs. lakhs	30.09.2020 Rs. lakhs
Cash flow from operating activities		
Profit/ (Loss) before tax	1,680.51	-561.90
Adjustments for -		
Depreciation & Amortisation expense	653.41	608.16
Interest expense	485.62	512.83
Interest income	-8.35	-11.72
Unrealised exchange fluctuation	-7.90	-6.26
Dividend income	0.00	0.00
Lease payment	-75.00	-0.02
Net gain or loss arising on financial asset mandatorily measured at FVTPL	-0.10	0.00
(Profit)/loss on sale of property, plant and machinery	-2.37	-0.22
Operating profit/ (loss) before working capital changes	2,725.82	540.87
Adjustments for changes in -		
Inventories	2,159.74	-467.66
Trade receivables	-652.39	-170.27
Non current and current Financial Assets	-128.29	108.54
Other non current and current assets	6.33	-98.07
Trade payables	-2,634.97	-354.51
Non current and current Financial Liabilities	-157.40	491.41
Other Non current and current Liabilities	-17.38	200.35
Other Non current and Current provisions	-27.30	-0.01
Cash generated from operations	1,274.16	250.65
Income Tax (net)	-153.58	-2.06
Net cash from operating activities	1,120.58	248.59
Cash flow from investing activities		
Payments for acquisition of Property, plant and equipment	-71.51	-48.18
Movement in work in progress	-10.59	-2.63
Movement of Right of use of assets		
Proceeds from sale of Property, plant and equipment	1.50	11.77
Interest Received	8.35	10.59
Divident Received	0.00	-
(Purchase)/Sale of investments	0.00	-
Net cash from investing activities	-72.25	-28.45
Cash flow from financing activities		
Finance cost paid	-448.67	-512.83
Dividend paid	-170.58	-
Refund of inter corporate deposit	100.00	-
Proceeds from working capital borrowings	-262.95	-248.56
Proceeds from long term borrowings	228.78	840.68
Repayment of long term borrowings	-476.35	-303.20
Net cash (used in) financing activities	-1,029.77	-223.91
Net increase/(decrease) in cash and cash equivalents	18.56	-3.77
Cash and cash equivalents		
At beginning	9.92	9.34
At end	28.48	5.57
NET INCREASE/ (DECREASE) IN CASH	18.56	-3.77



FOR SAMBANDAM SPINNING MILLS LTD.


(S. DIVARAJAN)
Chairman and Managing Director

0000190


UDIN: 21026452AAAAD04993

Standalone Statement of Assets, Equity and Liabilities
Balance Sheet as at September 30, 2021

Particulars	30.09.2021 Rs. lakhs	31.03.2021 Rs. lakhs
Non current assets		
Property, plant and equipment	9,887.21	10,402.04
Capital work in progress	39.20	28.61
Right-of-use assets	608.48	675.55
Intangible assets	0.04	0.04
Financial assets		
Investments	175.44	175.33
Other financial asset	300.24	280.84
Advance tax (net)		
Other non-current assets	352.22	287.54
Non-current assets (A)	11,362.83	11,849.95
Current assets		
Inventories	7,550.76	9,710.50
Financial assets		
Trade receivables	4,591.49	3,939.10
Cash and cash equivalents	2.08	9.92
Other Bank balances	180.66	87.10
Others	599.27	583.95
Current tax assets (net)		
Other current assets	719.26	790.28
Current assets (B)	13,643.52	15,120.85
Total assets (A) + (B)	25,006.35	26,970.80
EQUITY AND LIABILITIES		
Equity		
Equity share capital	427.55	427.55
Other equity	10,762.67	9,677.30
Equity (C)	11,190.22	10,104.85
Non-current liabilities		
Financial liabilities		
Borrowings	2,493.51	2,782.29
Lease liabilities	529.96	584.51
Other non current liabilities	5.54	32.13
Provisions	291.62	319.19
Deferred tax liabilities (Net)	838.02	928.20
Other non current liabilities	11.35	11.35
Non current liabilities (D)	4,170.00	4,657.67
Current liabilities		
Financial liabilities		
Borrowings	6,218.11	6,481.07
Lease liabilities	110.59	109.10
Trade payables		
-Total outstanding dues of micro enterprises and small enterprises	23.40	536.61
-Total outstanding dues of creditors other than micro enterprises and small enterprises	1,847.41	3,796.63
Provisions	10.24	9.97
Other financial liabilities	972.90	1,050.66
Current tax liabilities (net)	302.84	46.23
Other current liabilities	160.64	178.01
Current liabilities (E)	9,646.13	12,208.28
Total equity and liabilities (C) + (D) + (E)	25,006.35	26,970.80



FOR SAMBANDAM SPINNING MILLS LTD.


(S. D. VARAJAN)
 Chairman and Managing Director
 7 00007-110

UDIN: 21026452AAAAD04993

1 The above unaudited standalone financial results were reviewed by the Audit Committee and then approved by the Board of Directors at its meeting held on November 12, 2021. The limited review as required under Regulation 33 of SEBI (Listing Obligation and Disclosure Requirements) Regulations, 2015, has been completed by the Statutory Auditors.

2 Segment Information:


The Company is principally engaged in a single business segment viz. yarn based on nature of products, risks, returns and the internal business reporting system and accordingly there is no other reportable segment in terms of Ind AS 108 'Operating Segments'.

3 The Company has taken into account potential impacts of COVID 19 in the preparation of the standalone unaudited financial results. Based on the information currently available, there is no material impact on carrying amounts of the assets including inventories, receivables, investments and other financial and non financial assets in the ordinary course of business base on the internal and external information available upto the date of approval of these financial results. The company is continuously monitoring any material changes in economic conditions.


4 Deferred tax reflected in the statement of assets and liabilities includes MAT credit entitlement eligible thereof.

5 The previous period figures have been regrouped/reclassified wherever necessary to confirm to current period classification.

For Sambandam Spinning Mills Limited


Chairman and Managing Director
DIN 00001910

Salem
November 12, 2021



UDIN: 21026452AAAAD04993




R. SUNDARARAJAN & ASSOCIATES
CHARTERED ACCOUNTANTS

Independent Auditor's Limited Review Report on Standalone Quarterly Unaudited Financial Results of the Company Pursuant to Regulation 33 of the SEBI (Listing Obligations and Disclosure Requirements) Regulations, 2015 as amended

Review Report to The Board of Directors of SAMBANDAM SPINNING MILLS LIMITED

1. We have reviewed the accompanying Statement of Unaudited Standalone financial results of Sambandam Spinning Mills Limited ("the Company") for the quarter and half year ended 30th September 2021 ("the Statement"), being submitted by the Company pursuant to the requirement of Regulation 33 of the SEBI (Listing Obligations and Disclosure Requirements) Regulations, 2015, as amended ("Listing Regulations"), which has been initialed by us for identification purposes.
2. This Statement, which is the responsibility of the Company's management and approved by the Company's Board of Directors, has been prepared in accordance with the recognition and measurement principles laid down in Indian Accounting Standard 34 "interim Financial Reporting" (Ind AS 34), prescribed under Section 133 of the Companies Act, 2013 read with relevant rules issued there under and other accounting principles generally accepted in India. Our responsibility is to express a conclusion on the Statement based on our review.
3. We conducted our review in accordance with the Standard on Review Engagement (SRE) 2410, "Review of Interim Financial Information performed by the Independent Auditor of the Entity" issued by the Institute of Chartered Accountants of India.
4. This standard requires that we plan and perform the review to obtain moderate assurance as to whether the Statement is free of material misstatement. A review of interim financial information consists of making inquiries, primarily of persons responsible for financial and accounting matter and applying analytical and other review procedures. A review is substantially less in scope than an audit conducted in accordance with Standard on Auditing and consequently does not enable us to obtain assurance that we would become aware of all significant matter that might be identified in an audit. Accordingly, we do not express an audit opinion.







R. SUNDARARAJAN & ASSOCIATES
CHARTERED ACCOUNTANTS

5. Based on our review conducted as above, nothing has come to our attention that causes us to believe that the accompanying Statement, prepared in accordance with the recognition and measurement principles laid down in the aforesaid Indian Accounting Standards ('Ind AS') specified under Section 133 of the Companies Act, 2013 as amended, read with relevant rules issued there under and other accounting principles generally accepted in India, has not disclosed the manner in which it is to be disclosed, or that it contains any material misstatement.

6. We draw attention to Note No.3 of the financial results, which discloses the uncertainties and the impact of the COVID-19 pandemic on the Company's operations and financial results as assessed by the management of the Company. Our conclusion on the Statement is not modified in respect of these matters.

For R. Sundararajan & Associates
Chartered Accountants
Firm Registration no.08282S


S. Krishnan – Partner
Membership no.026452
UDIN : 21026452AAAAD04993



Place : Chennai
Dated:12th November 2021

Sambandam Spinning Mills Limited (CIN L17111TZ1973PLC000675)

Regd. Office : Mill Premises, Kamaraj Nagar Colony, Salem 636 014

e-mail : corporate@sambandam.com Phone 0427 2240790 Web site : www.sambandam.com

STATEMENT OF CONSOLIDATED UNAUDITED FINANCIAL RESULTS FOR THE QUARTER AND HALF YEAR ENDED SEPTEMBER 30, 2021


Rs. lakhs

S.No.	Particulars	Quarter ended			Six months ended		Year ended
		30.09.2021	30.06.2021	30.09.2020	30.09.2021	30.09.2020	31.03.2021
		Unaudited	Unaudited	Unaudited	Unaudited	Unaudited	Audited
	INCOME						
I	Revenue from Operations	9,521.19	6,205.12	5,579.31	15,726.31	8,018.62	23,106.91
II	Other Income	8.36	7.45	10.43	15.81	20.72	32.11
III	Total Income (I+II)	9,529.55	6,212.57	5,589.74	15,742.12	8,039.34	23,139.02
IV	EXPENSES						
	Cost of materials consumed	5,794.97	4,075.88	3,362.27	9,870.85	4,859.00	13,163.10
	Purchases of Stock-in trade	-	-	-	-	-	-
	Changes in inventories of finished goods, Stock-in-trade and work-in-progress	90.42	-894.44	102.67	-804.02	-49.52	-69.94
	Employee benefits expense-net	915.41	753.23	852.09	1,668.64	1,334.07	2,950.92
	Power and fuel-net	493.74	454.45	375.07	948.19	560.25	1,818.50
	Finance costs	234.94	250.69	254.39	485.63	512.83	1,029.62
	Depreciation and amortisation expense	327.82	325.58	290.56	653.40	608.16	1,242.68
	Other expenses	719.05	519.87	510.60	1,238.92	776.45	1,962.82
	Total Expenses	8,576.35	5,485.26	5,747.65	14,061.61	8,601.24	22,097.70
V	Profit before share of profit of associates, exceptional items and tax (III-IV)	953.20	727.31	-157.91	1,680.51	-561.90	1,041.32
VI	Share of profit of associates	7.32	47.16	-1.84	54.48	-17.06	3.09
VII	Profit before exceptional items and tax (V - VI)	960.52	774.47	-159.75	1,734.99	-578.96	1,044.41
VIII	Exceptional items	-	-	-	-	-	-
IX	Profit before tax (VII - VIII)	960.52	774.47	(159.75)	1,734.99	(578.96)	1,044.41
X	Tax expense:						
	(1) Current tax - current year	319.79	149.90	3.50	469.69	7.00	386.28
	(2) Deferred tax	(24.00)	(36.00)	(58.00)	(60.00)	(91.00)	(152.00)
XI	Profit for the period from continuing operations (IX - X)	664.73	660.57	(105.25)	1,325.30	(494.96)	810.13
XII	Other Comprehensive Income						
A	(i) Items that will not be reclassified to profit and loss						
	Remeasurement of Defined benefits plan	-13.70	-6.86	-18.33	-20.56	-30.90	-98.11
	(ii) Income tax relating to items that will not be reclassified to profit and loss	-3.79	-1.90	-3.50	-5.69	-7.00	-27.28
B	(i) Items that will be reclassified to profit and loss						
	(ii) Income tax relating to items that will be reclassified to profit and loss						
	Other Comprehensive Income for the period	-9.91	-4.96	-14.83	-14.87	-23.90	-70.83
XIII	Total Comprehensive Income for the period (XI + XII)	654.82	655.61	(120.08)	1,310.43	(518.86)	739.30
XIV	Earnings per equity share of Rs.10/- each: (not annualised)						
	Basic and Diluted	15.59	15.49	(2.47)	31.07	(11.61)	18.99
XV	Paid Up Equity Share Capital (Face Value Rs. 10/- each)	427.55	427.55	427.55	427.55	427.55	427.55
XVI	Other equity						9,657.23
	# There are no discontinued operations during the period						

FOR SAMBANDAM SPINNING MILLS LTD.

(S. DEVARAJAN)
Chairman and Managing Director

0000-1910



UDIN : 21026452AAAADN1182

Consolidated Statement of Assets, Equity and Liabilities


Balance Sheet as at September 30, 2021

Particulars	30.09.2021	31.03.2021
	Rs. lakhs	Rs. lakhs
Non current assets	9,887.21	10,402.04
Property, plant and equipment	39.20	28.61
Capital work in progress	608.48	675.55
Right-of-use assets	0.04	0.04
Intangible assets	-	-
Financial assets	229.92	155.26
Investments	300.24	280.84
Other financial asset	-	-
Advance tax (net)	352.22	287.54
Other non-current assets	11,417.31	11,829.88
Non-current assets (A)		
Current assets	7,550.76	9,710.50
Inventories	-	-
Financial assets	4,591.49	3,939.10
Trade receivables	2.08	9.92
Cash and cash equivalents	180.66	87.10
Other Bank balances	599.27	583.95
Others	-	-
Current tax assets (net)	719.26	790.28
Other current assets	13,643.52	15,120.85
Current assets (B)		
Total assets (A) + (B)	25,060.83	26,950.73
EQUITY AND LIABILITIES		
Equity	427.55	427.55
Equity share capital	10,817.15	9,657.23
Other equity	11,244.70	10,084.78
Equity (C)		
Non-current liabilities		
Financial liabilities	2,493.51	2,782.29
Borrowings	529.96	584.51
Lease liabilities	5.54	32.13
Other non current liabilities	291.62	319.19
Provisions	838.02	928.20
Deferred tax liabilities (Net)	11.35	11.35
Other non current liabilities	4,170.00	4,657.67
Non current liabilities (D)		
Current liabilities		
Financial liabilities	6,218.11	6,481.07
Borrowings	110.59	109.10
Lease liabilities	-	-
Trade payables	23.40	536.61
-Total outstanding dues of micro enterprises and small enterprises	1,847.41	3,796.63
-Total outstanding dues of creditors other than micro enterprises and small enterprises	10.24	9.97
Provisions	972.90	1,050.66
Other financial liabilities	302.84	46.23
Current tax liabilities (net)	160.64	178.01
Other current liabilities	9,646.13	12,208.28
Current liabilities (E)		
Total equity and liabilities (C) + (D) + (E)	25,060.83	26,950.73

For SAMBANDAM SPINNING MILLS LTD.

(S. DEVARAJAN)
Chairman and Managing Director

00001910




UDIN: 21026452AAAADN1182

Consolidated Statement of Cash Flows		
Particulars	30.09.2021 Rs. lakhs	30.09.2020 Rs. lakhs
Cash flow from operating activities		
Profit/ (Loss) before tax	1,734.99	-578.96
Adjustments for -		
Share of profit of associates	-54.48	17.06
Depreciation & Amortisation expense	653.41	608.16
Interest expense	485.62	512.83
Interest income	-8.35	-11.72
Unrealised exchange fluctuation	-7.90	-6.26
Dividend income	-	-
Lease payment	-75.00	-0.02
Net gain or loss arising on financial asset mandatorily measured at FVTPL	-0.10	-
(Profit)/loss on sale of property, plant and machinery	-2.37	-0.22
Operating profit/ (loss) before working capital changes	2,725.82	540.87
Adjustments for changes in -		
Inventories	2,159.74	-467.66
Trade receivables	-652.39	-170.27
Non current and current Financial Assets	-128.29	108.54
Other non current and current assets	6.33	-98.07
Trade payables	-2,634.97	-354.51
Non current and current Financial Liabilities	-157.40	491.41
Other Non current and current Liabilities	-17.38	200.35
Other Non current and Current provisions	-27.30	-0.01
Cash generated from operations	1,274.16	250.65
Income Tax (net)	-153.58	-2.06
Net cash from operating activities	1,120.58	248.59
Cash flow from Investing activities		
Payments for acquisition of Property, plant and equipment	-71.51	-48.18
Movement in work in progress	-10.59	-2.63
Movement of Right of use of assets	0.00	0.00
Proceeds from sale of Property, plant and equipment	1.50	11.77
Interest Received	8.35	10.59
Divident Received	0.00	0.00
(Purchase)/Sale of investments	0.00	0.00
Net cash from investing activities	-72.25	-28.45
Cash flow from financing activities		
Finance cost paid	-448.67	-512.83
Dividend paid	-170.58	0.00
Refund of inter corporate deposit	100.00	0.00
Proceeds from working capital borrowings	-262.95	-248.56
Proceeds from long term borrowings	228.78	840.68
Repayment of long term borrowings	-476.35	-303.20
	0.00	0.00
Net cash (used in) financing activities	-1,029.77	-223.91
Net increase/(decrease) in cash and cash equivalents	18.56	-3.77
Cash and cash equivalents		
At beginning	9.92	9.34
At end	28.48	5.57
NET INCREASE/ (DECREASE) IN CASH	18.56	-3.77

For **SAMBANDAM SPINNING MILLS LTD.**

(S. DEVARAJAN)
Chairman and Managing Director

00001910



UDIN: 21026452AAAAADN1182

Notes

1 The above unaudited Consolidated financial results were reviewed by the Audit Committee and then approved by the Board of Directors at its meeting held on November 12, 2021. The limited review as required under Regulation 33 of SEBI (Listing Obligation and Disclosure Requirements) Regulations, 2015, has been completed by the Statutory Auditors.

2 Segment Information:

The Company is principally engaged in a single business segment viz. yarn based on nature of products, risks, returns and the internal business reporting system and accordingly there is no other reportable segment in terms of Ind AS 108 'Operating Segments'.

3 The Company has taken into account potential impacts of COVID 19 in the preparation of the standalone unaudited financial results. Based on the information currently available, there is no material impact on carrying amounts of the assets including inventories, receivables, investments and other financial and non financial assets in the ordinary course of business base on the internal and external information available upto the date of approval of these financial results. The company is continuously monitoring any material changes in economic conditions.

4 The consolidated financial results have been prepared in accordance with Ind AS 110 read with Ind AS 28. The consolidated results include the standalone results of the parent company, its associates viz. SPMM Health Care Services Private Limited and Salem IVF Centre Private Limited


5 Deferred tax reflected in the statement of assets and liabilities includes MAT credit entitlement eligible thereof.

5 The previous period figures have been regrouped/reclassified wherever necessary to confirm to current period classification.

For Sambandam Spinning Mills Limited

Salem
November 12, 2021

Chairman and Managing Director
DIN 00001910



UDIN: 21026452AAAA DN1182



R. SUNDARARAJAN & ASSOCIATES
CHARTERED ACCOUNTANTS

Independent Auditor's Limited Review Report on Consolidated Quarterly Unaudited Financial Results of the Company Pursuant to Regulation 33 of the SEBI (Listing Obligations and Disclosure Requirements) Regulations, 2015 as amended

The Board Directors of **SAMBANDAM SPINNING MILLS LIMITED**

1. We have reviewed the accompanying Statement of Consolidated Unaudited financial results of SAMBANDAM SPINNING MILLS LIMITED ("the Company") and its share of net profit after tax and total comprehensive income of its associates for the quarter and half year ended 30th September 2021 ("the Statement"), being submitted by the Company pursuant to the requirement of Regulation 33 of the SEBI (Listing Regulations and Disclosure Requirements) Regulations, 2015, as amended ("Listing Regulations"), which has been initialed by us for identification purposes.
2. This Statement which is the responsibility of the company's management end approved by the company's Board of Directors, has been prepared in accordance with the recognition and measurement principles laid down in Indian Accounting Standard 34 "Interim Financial Reporting" (Ind As 34), prescribed under Section 133 of the Companies Act, 2013 read with relevant rules issued there under and other accounting principles generally accepted in India. Our responsibility is to express a conclusion on the statement based on our review.
3. We conducted our review of the statement in accordance with the standard on Review Engagements (SRE) 2410, "Review of Interim Financial Information Performed by the Independent Auditor of the Entity", issued by the institute of Chartered Accountants of India (ICAI). This standard requires that we plan and perform the review to obtain moderate assurance as to whether the Statement is free of material misstatement. A review of interim financial Information consists of making Inquiries, primarily of persons responsible for financial and accounting matters and applying analytical and other review procedures. A review is substantially less in scope than an audit conducted in accordance with Standards on Auditing and consequently does not enable us to obtain assurance that we would become aware of all significant matters that might be identified in an audit. Accordingly, we do not express an audit opinion .

We also performed procedures in accordance with the circular issued by the SEBI under Regulation 33 (8) of the SEBI (Listing obligations and Disclosure Requirements) Regulations, 2015 as amended, to the extent applicable.



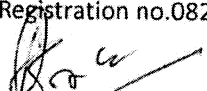


R. SUNDARARAJAN & ASSOCIATES
CHARTERED ACCOUNTANTS

4. The Statement Includes the results of the following Associates:
 - a. SPMM Health Care Services Private Limited
 - b. Salem IVF Centre Private Limited
5. Based on our review conducted and procedures performed as stated in paragraph 3 above and based on the consideration of the review reports of other auditors referred to in paragraph 7 below, nothing has come to our attention that causes us to believe that accompanying statements, prepared in accordance with the causes us to believe that the accompanying statements, prepared in accordance with the recognition and measurement principles laid down in the aforesaid Indian Accounting Standard and other accounting principles generally accepted in India, has not disclosed the information required to be disclosed in terms of the Listing Regulations, Including the manner in which it is to be disclosed, or that it contains any material misstatement.
6. We Draw attention to Note No.3 to the consolidated financial results, which discloses the uncertainties and the impact of the COVID-19 pandemic on the company's operations and financial results as assessed by the management of the Company. Our conclusion is not modified in respect of this matter.
7. The consolidated unaudited financial results include the share of net profit after tax of Rs.54.48 lakhs for the six months ended 30th September, 2021, as considered in the consolidated unaudited financial results in respect of two associates, whose financial statements have not been audited by us. These financial statements have been audited by other auditors whose reports have been furnished to us by the Management and our opinion on the consolidated unaudited financial results, in so far it relates to the amounts and disclosures included in respect of these associates, is based solely on the reports of the other auditors and the procedures performed by us as stated in paragraph 3 above. Our conclusion on the Statement is not modified in respect of these matters.

For R. Sundararajan & Associates
Chartered Accountants
Firm Registration no.08282S




S. Krishnan - Partner
Membership no.026452

UDIN : 21026452AAAA DN1182

Place : Chennai

Dated:12th November, 2021