



Speed
Reliability
Value Performance

COMPUAGE INFOCOM LTD

Date: 13th July, 2023

To,
The Corporate Services Dept.,
BSE Ltd.,
Phiroze Jeejeebhoy Towers,
Dalal Street,
Mumbai - 400 001.

National Stock Exchange of India Ltd.,
Exchange Plaza,
C-1, Block G, Bandra Kurla Complex,
Bandra (E),
Mumbai – 400 051.

Security Code: 532456

Symbol: COMPINFO

Sub: Outcome of the Board Meeting held on Thursday, 13th July, 2023

Dear Sir / Ma'am,

Pursuant to the provisions of Schedule III, Part A, Sub-regulation 4 of Regulation 30 of Regulations, of India (Listing Obligations and Disclosure Requirements) Regulations, 2015, this is to inform you that a meeting of the Board of Directors of the Company was held today i.e. Thursday, 13th July, 2023, which was commenced at 5:00 p.m. and concluded at 05.30 p.m. at the registered office 309, A to Z Industrial Estate, Ganpatrao Kadam Marg, Lower Parel, Mumbai - 400 013 transacted and approved the following items transacted and of the business:



1. Approved the Standalone and Consolidated Unaudited Financial Results for the quarter and year ended 31st March, 2023.
2. Took note of Un-audited Statement of Assets and Liabilities as on 31st March, 2023.
3. Took note of Standalone and Consolidated Un-audited Cash Flow as on 31st March, 2023.

Kindly take the same on records and oblige.

Thanking you,

Yours faithfully,

For Compuage Infocom Limited

Atul H. Mehta
Chairman and Managing Director
DIN: 00716869
Place: Mumbai

Encl.: As Above

309, A to Z Industrial Estate,
Ganpatrao Kadam Marg,
Lower Parel, Delisle Road,
Mumbai-400013, India.
Ph.: +91-22-4748 5603
info@compuageindia.com
www.compuageindia.com
CIN: L99999MH1999PLC135914



AM

COMPAGE INFOCOM LIMITED
 Regd. Off: 309, A to Z, Industrial Estate, Ganpat Rao Kadam Marg, Lower Parcel, Mumbai-400013.
 Tel: 022-47485603 Website: www.compagueinfocm.com
 CIN: L99999MH1999PLC135914

Statement of Standalone & Consolidated Unaudited Financial Results for the quarter and year ended 31st March 2023


(₹.in Lakhs except EPS)

Sr.No	PARTICULARS	STANDALONE						CONSOLIDATED					
		For the quarter ended on		Year ended		For the quarter ended on		Year ended		For the quarter ended on		Year ended	
		31/03/2023	31/12/2022	31/03/2023	31/03/2022	31/03/2023	31/12/2022	31/03/2023	31/03/2022	31/03/2023	31/03/2022	31/03/2023	31/03/2022
		Unaudited	Audited	Unaudited	Audited	Unaudited	Audited	Unaudited	Audited	Unaudited	Audited	Unaudited	Audited
I	Revenue from operations	38,893.93	1,28,907.78	3,73,944.28	4,20,730.18	38,893.93	1,28,907.78	38,893.93	1,28,907.78	38,893.93	1,28,907.78	3,73,944.28	4,20,730.18
II	Other Income	251.97	94.77	603.00	1,644.96	251.97	94.77	251.97	94.77	251.97	94.77	603.00	1,644.96
III	Total Income (I + II)	39,145.90	1,29,197.02	3,74,547.28	4,22,395.14	39,145.90	1,29,197.02	39,145.90	1,29,197.02	39,145.90	1,29,197.02	3,74,547.28	4,22,395.14
IV	Expenses:												
	a) Cost of Goods Sold	49,578.95	1,11,443.36	3,69,291.15	4,03,153.63	49,578.95	1,11,443.36	49,578.95	1,11,443.36	49,578.95	1,11,443.36	3,69,291.15	4,03,153.63
	b) Employee Benefit expense	1,030.06	767.55	3,447.34	3,476.85	1,030.06	767.55	1,030.06	767.55	1,030.06	767.55	3,447.34	3,476.85
	c) Finance costs	1,540.85	1,817.85	7,307.47	7,442.99	1,540.85	1,817.85	1,540.85	1,817.85	1,540.85	1,817.85	7,307.47	7,442.99
	d) Depreciation and amortisation expense	75.74	76.73	307.71	340.69	75.74	76.73	75.74	76.73	75.74	76.73	307.71	340.69
	e) Other Expenses	1,937.80	1,491.01	843.79	4,314.77	1,937.80	1,491.01	1,937.80	1,491.01	1,937.80	1,491.01	843.79	4,314.77
	Total Expenses	54,163.40	1,15,596.49	3,86,405.83	4,18,728.93	54,163.40	1,15,596.49	54,163.40	1,15,596.49	54,163.40	1,15,596.49	3,86,405.83	4,18,728.93
V	Profit before Exceptional and Extraordinary Items and Tax (III - IV)	(15,017.50)	1,165.07	1,490.37	3,666.21	(15,017.50)	1,165.07	(15,017.50)	1,165.07	(15,017.50)	1,165.07	1,490.37	3,666.21
VI	Exceptional items	-	-	-	-	-	-	-	-	-	-	-	-
VII	Profit before Tax (V - VI)	(15,017.50)	1,165.07	1,490.37	3,666.21	(15,017.50)	1,165.07	(15,017.50)	1,165.07	(15,017.50)	1,165.07	1,490.37	3,666.21
VIII	Tax Expense including Deferred Tax	(1,274.69)	315.62	445.73	989.23	(1,274.69)	315.62	(1,274.69)	315.62	(1,274.69)	315.62	445.73	989.23
IX	Profit (loss) for the period from continuing operations (VII-VIII)	(13,742.81)	849.45	1,044.64	2,676.98	(13,742.81)	849.45	(13,742.81)	849.45	(13,742.81)	849.45	1,044.64	2,676.98
X	Profit (loss) from discontinued operations	-	-	-	-	-	-	-	-	-	-	-	-
XI	Tax Expense of discontinued operations	-	-	-	-	-	-	-	-	-	-	-	-
XII	Profit (loss) from discontinued operations after tax (X - XI)	-	-	-	-	-	-	-	-	-	-	-	-
XIII	Profit (loss) for the period (IX + XII)	(13,742.81)	849.45	1,044.64	2,676.98	(13,742.81)	849.45	(13,742.81)	849.45	(13,742.81)	849.45	1,044.64	2,676.98
XIV	Other Comprehensive Income												
	(a) Items that will not be reclassified to Profit & Loss												
	-Remeasurement of Defined Employee Benefit Plans	-	17.80	-	17.80	-	17.80	-	17.80	-	17.80	-	17.80
	- Income Tax relating to above items	-	(4.48)	-	(4.48)	-	(4.48)	-	(4.48)	-	(4.48)	-	(4.48)
	(b) Items that will be reclassified to Profit & Loss												
	-Foreign Currency Translation difference	-	(20.61)	-	(20.61)	-	(20.61)	-	(20.61)	-	(20.61)	-	(20.61)
	-Income Tax relating to above items	-	5.19	-	5.19	-	5.19	-	5.19	-	5.19	-	5.19
	Other Comprehensive Income, Net of Tax	-	(2.10)	-	(2.10)	-	(2.10)	-	(2.10)	-	(2.10)	-	(2.10)
XV	Total Comprehensive Income for the period (XIII+XIV)(Comprising Profit(Loss) and Other Comprehensive Income for the period)	(13,742.81)	849.45	1,044.64	2,674.88	(13,742.81)	849.45	(13,742.81)	849.45	(13,742.81)	849.45	1,044.64	2,674.88
XVI	Earnings per equity share (For Continuing operation) (EPS)												
	Basic and diluted EPS (Rs.)	(16.02)	0.99	(13.33)	4.12	(16.02)	0.99	(16.02)	0.99	(16.02)	0.99	(13.33)	4.11
XVII	Earnings per equity share (For discontinued operation)												
	Basic and diluted EPS (Rs.)	-	-	-	-	-	-	-	-	-	-	-	-
XVIII	Earnings per equity share (For discontinued & continuing operation)												
	Basic and diluted EPS (Rs.)	(16.02)	0.99	(13.33)	4.12	(16.02)	0.99	(16.02)	0.99	(16.02)	0.99	(13.33)	4.11

Notes:

1. During the quarter under review, business of the company has been severely disrupted on account of extremely tight liquidity situation and inadequate support from major vendors and lenders, some of whom have recalled the credit facilities. This situation has been further aggravated by high level of manpower attrition resulting in serious gaps in maintenance of IT systems and records. It is mainly for this reason that the company is constrained to publish unaudited financials for FY 22-23, based on available data and records, pending completion of audit.
2. The Company has adopted Indian Accounting Standard ("Ind AS") from April 1, 2017 with a transition date of April 1, 2016 and accordingly these results have been prepared in accordance with the recognition and measurement principles of the Companies (Indian Accounting Standards) Rules, 2015 (Ind AS), as amended by the Companies (Indian Accounting Standards) (Amended Rules), 2016 prescribed under section 133 of the Companies Act, 2013 and other accounting principles generally accepted in India. The statements are prepared in accordance with Regulation 33 of the SEBI (Listing Obligations and Disclosure Requirements) Regulations, 2015.
3. The format for the above results as prescribed in SEBI's Circular No. CIR/CFD/CMD/15/2015 dated November 30, 2015 has been modified to comply with requirements of SEBI's Circular dated July 5, 2016, Ind AS and Schedule III (Division II) to the Companies Act, 2013 applicable to companies that are required to comply with Ind AS.
4. The Company operates only in one reportable segment. The company is engaged in Trading in Computer parts and peripherals, Software and Telecom products. The company also provides Product Support Services for Information Technology Products
5. The figures for the quarter ended March 31, 2022 are the balancing figures between the audited figures in respect of the full financial year and the year to date figures up to the third quarter of the respective financial years. The figures for the quarter ended March 31, 2023 are the balancing figures between the unaudited figures in respect of the full financial year and the year to date figures up to the third quarter of the respective financial years.
6. Effective April 1, 2019, the Company adopted Ind AS 116, Leases and applied the standard to all lease contracts existing on April 1, 2019. However, as all the leases are short-term leases or low value leases, the Company has not recognized any right-of-use asset and corresponding lease liability for any of the lease arrangements during the year.
7. Certain Debtors as on 31st March 2023 of Rs 244 Cr have become overdue and are not provided for as doubtful debts. Trade Payables are Net off Claims.
8. COGS (Cost of Goods Sold) includes provision for impairment in the value of inventory. With the major vendors terminating distribution agreements and suspending supplies, attrition in sales team and with inherent risk of technological obsolescence, the Company is of the opinion that realising full cost of the available inventory would be extremely difficult and hence suitable impairment of inventories has been duly recognised.
9. Standalone and Consolidated Statement of Assets and Liabilities and Cash Flow Statements form part of the notes.
10. The above financial results were approved by the Board of Directors at their meeting held on 13th July 2023.
11. Previous period figures have been regrouped/restated wherever necessary.

Place : Mumbai
Date: July 13, 2023



COMPUAGE INFOCOM LIMITED

Statement of Standalone and Consolidated unaudited Assets and Liabilities as on March 31, 2023

(₹ in Lakh)

Particulars	Standalone		Consolidated	
	31-03-2023 Unaudited	31-03-2022 Audited	31-03-2023 Unaudited	31-03-2022 Audited
A. ASSETS				
1. Non-current assets				
a) Property, plant and equipment	4,854.15	4,855.19	4,854.15	4,855.19
b) Intangible assets	0.56	0.65	0.56	0.65
c) Financial assets				
(i) Investments	139.30	158.22	57.12	82.32
(ii) Others financial assets	-	448.05	-	448.05
Total non-current assets	4,994.01	5,462.11	4,911.83	5,386.21
2. Current assets				
a) Inventories	16,735.38	43,697.63	16,735.38	43,697.63
b) Financial assets				
(i) Trade receivables	63,138.12	52,083.26	63,138.12	52,083.26
(ii) Cash and cash equivalents	408.31	507.21	414.58	510.05
(iii) Bank balances other than (ii) above	8,045.40	7,958.35	8,045.40	7,958.35
(iv) Loans	372.94	393.12	372.94	393.12
(v) Other financial assets	794.43	804.00	794.43	804.00
c) Current tax assets (net)	401.88	-	401.88	-
d) Other current assets	6,305.60	6,805.37	6,964.04	7,219.46
Total current assets	96,202.08	1,12,248.94	96,866.79	1,12,665.87
TOTAL ASSETS	1,01,196.09	1,17,711.05	1,01,778.62	1,18,052.08
B. EQUITY AND LIABILITIES				
Equity				
a) Equity share capital	1,715.36	1,299.52	1,715.36	1,299.52
b) Other equity	15,602.98	23,427.09	15,649.55	23,473.00
Total equity	17,318.34	24,726.61	17,364.91	24,772.52
Liabilities				
1. Non-current liabilities				
a) Financial liabilities				
(i) Borrowings	2,948.43	4,779.81	2,948.43	4,779.81
b) Provisions	206.91	206.91	206.91	206.91
c) Deferred tax liabilities (net)	-	421.77	-	421.77
Total non-current liabilities	3,155.34	5,408.49	3,155.34	5,408.49
2. Current liabilities				
a) Financial liabilities				
(i) Borrowings	44,088.37	45,608.12	44,622.19	46,101.28
(ii) Trade payables				
Total outstanding dues of micro and small enterprises	-	-	-	-
Total outstanding dues of creditors other than micro and small enterprises	33,164.49	33,970.80	33,164.49	33,970.80
(iii) Other financial liabilities	3,268.74	6,014.18	3,270.88	5,816.14
b) Other current liabilities	107.19	1,783.81	107.19	1,783.81
c) Provisions	93.62	30.00	93.62	30.00
d) Current tax liabilities (net)	-	169.04	-	169.04
Total current liabilities	80,722.41	87,575.95	81,258.37	87,871.07
Total liabilities	83,877.75	92,984.44	84,413.71	93,279.56
TOTAL EQUITY AND LIABILITIES	1,01,196.09	1,17,711.05	1,01,778.62	1,18,052.08

For Compuage Infocom Limited

Atul Mehta

Atul Mehta
Chairman and Managing Director



Place: Mumbai
Date: July 13, 2023

COMPUAGE INFOCOM LIMITED
Statement of Standalone Unaudited Cash Flow for the year ended March 31, 2023



(₹ In Lakhs)

	Particulars	March 31, 2023 Unaudited	March 31, 2022 Audited
A.	Cash Flows From Operating Activities		
	Profit before tax	(11,858.54)	3,666.21
	<u>Adjustment For:</u>		
	Depreciation and amortisation expenses	307.71	340.69
	Unrealised Exchange Rate Difference (Net)	-	(23.40)
	Finance costs	7,307.47	7,442.99
	Interest income from financial assets measured at amortised cost	(603.00)	(1,627.95)
	Loss / (Gain) on Sale of Property, Plant & Equipment	-	-
	Operating Profit Before Working Capital Changes	(4,846.37)	9,798.54
	Changes in working capital:		
	Decrease/(Increase) In Inventories	26,962.25	(11,758.83)
	Decrease/(Increase) In Trade Receivables	(11,054.86)	3,392.64
	Decrease/(Increase) In Current Loans	20.18	677.10
	Decrease/(Increase) In Other Current Assets	499.77	3,326.64
	Decrease/(Increase) In Other Financial Assets	9.57	822.58
	Increase /(Decrease) In Trade Payables	(806.31)	9,597.20
	Increase /(Decrease) In Other Financial Liabilities	(2,745.44)	1,088.63
	Increase /(Decrease) In Other Current Liabilities	(1,676.62)	(1,797.96)
	Increase /(Decrease) In Non Current provisions	63.62	40.14
	Total	11,272.15	5,388.14
	Income tax paid (net of refund)	(574.34)	(600.37)
	Net Cash Inflow/(Outflow) From Operating Activities (A)	5,851.43	14,586.31
B.	Cash Flows From Investing Activities		
	Purchase of Property, plant and equipment	(325.82)	(484.44)
	Sale of Property, plant and equipment	22.66	-
	Sale/(Purchase) of Non-Current Investments	18.92	15.80
	Proceeds from / (Payment of) fixed deposits	361.00	(1,541.54)
	Interest received on financial assets measured at amortised cost	603.00	1,627.95
	Net Cash Inflow/(Outflow) From Investing Activities (B)	679.76	(382.23)
C.	Cash Flows From Financing Activities		
	Proceeds from / (Repayment of) Current Borrowings	(1,519.75)	(4,572.62)
	Proceeds from / (Repayment of) Non Current Borrowings	(1,831.38)	(2,330.65)
	Proceeds from / (Repayment of) Issuance of Equity shares & Premium	4,158.45	-
	Interest Paid	(7,307.47)	(7,442.99)
	Dividend on Equity shares	(129.95)	(129.95)
	Net Cash Inflow/(Outflow) From Financing Activities (C)	(6,630.09)	(14,476.21)
	Net Increase/(Decrease) In Cash And Cash Equivalents (A+B+C)	(98.90)	(272.13)
	Cash And Cash Equivalents As At Beginning Of The Year	507.21	779.34
	Cash And Cash Equivalents As At End Of The Year	408.31	507.21

- i) The above Statement of Cash Flows has been prepared under the 'Indirect Method' as set out in the Ind AS 7 - Statement of Cash Flows as notified under the Companies (Indian Accounting Standards) Rules, 2015.

Place : Mumbai
Date: July 13, 2023

For Compuage Infocom Limited



Atul Mehta
 Chairman & Managing Director

COMPUAGE INFOCOM LIMITED
Statement of Consolidated Unaudited Cash Flow for the year ended March 31, 2023

(₹ In Lakhs)

	Particulars	March 31, 2023 Unaudited	March 31, 2022 Audited
A.	Cash Flows From Operating Activities		
	Profit before tax	(11,857.88)	3,664.08
	<u>Adjustment For:</u>		
	Depreciation and amortisation expenses	307.71	340.69
	Unrealised Exchange Rate Difference (Net)	-	(18.34)
	Finance costs	7,307.47	7,442.99
	Interest income from financial assets measured at amortised cost	(603.00)	(1,627.95)
	Operating Profit Before Working Capital Changes	(4,845.71)	9,801.47
	Changes in working capital:		
	Decrease/(Increase) In Inventories	26,962.25	(11,758.83)
	Decrease/(Increase) In Trade Receivables	(11,054.86)	3,392.64
	Decrease/(Increase) In Current Loans	20.18	677.10
	Decrease/(Increase) In Other Current Assets	255.42	3,310.83
	Decrease/(Increase) In Other Financial Assets	9.57	822.58
	Increase /(Decrease) In Trade Payables	(806.31)	9,597.20
	Increase /(Decrease) In Other Financial Liabilities	(2,545.26)	1,082.86
	Increase /(Decrease) In Other Current Liabilities	(1,676.62)	(1,797.96)
	Increase /(Decrease) In Non Current provisions	63.62	40.14
	Total	11,227.98	5,366.56
	Income tax paid (net of refund)	(574.34)	(600.37)
	Net Cash Inflow/(Outflow) From Operating Activities (A)	5,807.93	14,567.66
B.	Cash Flows From Investing Activities		
	Purchase of Property, plant and equipment	(325.82)	(484.44)
	Sale of Property, plant and equipment	22.66	-
	Sale/(Purchase) of Non-Current Investments	25.20	15.80
	Proceeds from / (Payment of) fixed deposits	361.00	(1,541.54)
	Interest received on financial assets measured at amortised cost	603.00	1,627.95
	Net Cash Inflow/(Outflow) From Investing Activities (B)	686.04	(382.23)
C.	Cash Flows From Financing Activities		
	Proceeds from / (Repayment of) Current Borrowings	(1,479.09)	(4,554.15)
	Proceeds from / (Repayment of) Non Current Borrowings	(1,831.38)	(2,330.65)
	Proceeds from / (Repayment of) Issuance of Equity shares & Premium	4,158.45	-
	Interest Paid	(7,307.47)	(7,442.99)
	Dividend on Equity shares	(129.95)	(129.95)
	Net Cash Inflow/(Outflow) From Financing Activities (C)	(6,589.43)	(14,457.74)
	Net Increase/(Decrease) In Cash And Cash Equivalents (A+B+C)	(95.47)	(272.31)
	Cash And Cash Equivalents As At Beginning Of The Year	510.05	782.36
	Cash And Cash Equivalents As At End Of The Year	414.58	510.05

- i) The above Statement of Cash Flows has been prepared under the 'Indirect Method' as set out in the Ind AS 7 - Statement of Cash Flows as notified under the Companies (Indian Accounting Standards) Rules, 2015.

For Compuage Infocom Limited

Atul Mehta



Atul Mehta
Chairman & Managing Director

Place : Mumbai
Date: July 13, 2023