

**Agro Industries &
Infrastructure Ltd.**

Date: 14th November, 2019

Regd. Off. : Plot No. 197/198,
Bajiprabhu Nagar, Nagpur – 440033
Contact : 0712-222 0027/222 1127
Email : info@cianindustries.com
Website : www.cianindustries.com
CIN: L15142MH1985PLC037493

To,
Department of Corporate Services,
BSE Ltd.
Phiroze Jeejeebhoy Towers
Dalal Street, Mumbai- 400 001

SCRIP CODE: 519477 SCRIP ID: CIANAGRO

Sub: Outcome of Board Meeting held on 14th November 2019.

Dear Sir/ Madam,

Pursuant to the provisions of Regulation 30 of SEBI (Listing Obligations and Disclosure Requirements) Regulations, 2015, we wish to inform you that the Board of Directors of the Company at their meeting held today i.e. 14th August, 2019, *inter alia* considered the following:

1. Approved the Un-audited Financial Results (standalone and consolidated) of the Company for the quarter and half year ended 30th September, 2019.

In terms of provisions of Regulation 33 of SEBI (Listing Obligations and Disclosure Requirements) Regulations, 2015, we are enclosing herewith the following:

- a. A copy of Un-Audited Financial Results (Standalone and Consolidated) for the quarter and half year ended 30th September, 2019.
- b. Limited Review Report received from the Statutory Auditor of the Company on the Un-Audited Financial Results for the quarter and half year ended 30th September, 2019 (both Standalone and Consolidated).

The meeting of the Board of Directors commenced at 05.00 p.m. and concluded at 11: 45 p.m.

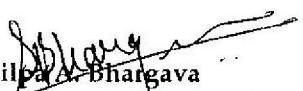
Kindly take the above on your record.

Thanking you,

Yours faithfully,

For CIAN Agro Industries & Infrastructure Limited




Shilpa A. Bhargava
Company Secretary & Compliance Officer
M. No.: ACS 36207

Encl.: As above


P. G. JOSHI & Co.

CHARTERED ACCOUNTANTS

Limited Review Report on Standalone Financial Results

To
The Board of Directors,
CIAN Agro Industries & Infrastructure Limited,
Nagpur

1. We have reviewed the accompanying statement of unaudited financial results CIAN Agro Industries & Infrastructure Limited for the Quarter ended 30thSeptember 2019 ("the Statement"). This statement is the responsibility of the Company's Management and has been approved by the Board of Directors. Our responsibility is to issue a report on these financial statements based on our review and has been prepared in accordance with the recognition and measurement principles laid down in Indian Accounting Standard 34 (IND AS 34) for Interim Financial Reporting, prescribed, under Section 133 of the Companies Act, 2013 read with the relevant rules issued thereafter; or by the Institute of Chartered Accountant of India, as applicable and other accounting principles generally accepted in india.
2. We conducted our review of the Statement in accordance with the Standard on Review Engagements (SRE) 2410 "Review of Interim Financial Information Performed by the Independent Auditor of the Entity", issued by the Institute of Chartered Accountants of India. This standard requires that we plan and perform the review to obtain moderate assurance as to whether the financial statements are free of material misstatement. A review is limited primarily to inquiries of company personnel and analytical procedures applied to financial data and thus provides less assurance than an audit. We have not performed an audit and accordingly, we do not express an audit opinion.
3. Based on our review conducted as above, nothing has come to our attention that causes us to believe that the accompanying statement of unaudited financial results prepared in accordance with applicable accounting standards and other recognized accounting practices and policies has not disclosed the information required to be disclosed in terms of Regulation 33 of the SEBI (Listing Obligations and Disclosure Requirements) Regulations, 2015, as amended, read with the circular, including the manner in which it is to be disclosed, or that it contains any material misstatement.



Mumbai: 629,630 Nirmal Galaxy Avoir, C/o Hourglass Research Pvt. Ltd., Opp. Johnson & Johnson, LBS Road, Mulund, (W) Mumbai-400 080 Email: pgjco@gmail.com Ph.: +91 9860077980

Pune: Janhavi Apts., Flat No. 06, CTS No. 44/22, Bhonde Colony, Erandwane, Pune - 411 004 | Tele-Fax: (020) 2542 4511
Nagpur: Dhanwate Chambers, Sitabuldi, Nagpur 440012 (MH) | Ph. No.: (0712) 252 4309, 254 7053 Fax: 255 4619, 255 5827
nagpur@pgjco.com | pune@pgjco.com | www.pgjco.com

4. Emphasis Of Matter

We draw attention to Note No. 9 regarding non reversal of deferred tax asset in the books of current quarter resulting in higher profits by Rs. 2,21,46,497/-. The reversal was warranted as unabsorbed depreciation of Rs. 8,51,78,837/- was set off against profits for the Assessment Year 2019-20.

Our opinion is not modified in respect of this matter.

Place: Nagpur
Date: 14/11/2019
UDIN: 19038193AAAACK6766

For P. G. Joshi & Co.
Chartered Accountants
FRN 104461W



CA Ashutosh Joshi
Partner
Membership No: 038193



Regd. Off. : Plot No. 197/198,
Bajiprabhu Nagar, Nagpur – 440033
Contact : 0712-222 0027/222 1127
Email : info@cianindustries.com
Website : www.cianindustries.com
CIN: L15142MH1985PLC037493



CIAN Agro Industries & Infrastructure Limited

STATEMENT OF STANDALONE UNAUDITED FINANCIAL RESULTS FOR THE SECOND QUARTER AND HALF YEAR ENDED 30TH SEPTEMBER, 2019 (Rupees in Lacs)

Serial Nos	Particulars	Quarter Ended			Half Year Ended		Year Ended
		30/09/2019 Unaudited	30/06/2019 Unaudited	30/09/2018 Unaudited	30/09/2019 Unaudited	30/09/2018 Unaudited	31/03/2019 Audited
1	Revenue from Operations						
	Net Sales/Income from Operations	6,927.51	3,785.84	3,649.05	10,713.35	6,313.89	13,307.63
	Other Income	(1.60)	13.85	30.41	12.25	34.36	43.59
	Total Income from Operations (net)	6,925.91	3,799.69	3,679.47	10,725.60	6,348.25	13,351.22
2	Expenses						
	(a) Cost of Materials consumed	1,073.87	340.70	2,115.53	1,414.57	3,645.34	5,173.74
	(b) Purchase of stock-in-trade	3,906.41	3,683.44	431.37	7,789.85	817.85	9,198.53
	(c) Changes in inventories of finished goods, Work-in-progress and stock-in-trade	1,273.40	(1,175.74)	(437.46)	97.66	(209.43)	567.71
	(d) Employee benefits expense	103.56	93.77	73.26	197.33	139.42	430.68
	(e) Finance Costs	173.31	172.62	123.55	345.93	233.35	647.43
	(f) Depreciation and Ammortisation Expense	71.88	71.60	62.50	143.48	123.85	243.64
	(g) Other expenses	345.73	166.76	946.32	512.49	1,152.46	1,754.82
	Total Expenses	6,948.15	3,553.15	3,415.07	10,501.30	5,903.90	12,783.18
3	Profit / (Loss) before exceptional items & taxes (1-2)	(22.24)	246.54	264.40	224.30	444.35	568.04
4	Exceptional Items						
5	Profit / (Loss) from ordinary activities before tax (3 + 4)	(22.24)	246.54	264.40	224.30	444.35	568.04
6	Tax expense						
	(1) Current Tax						
	(2) Deferred Tax	16.35	(31.78)	(0.79)	(15.43)	(21.27)	(107.20)
7	Net Profit/(Loss) from ordinary activities after tax (5-6)	(5.89)	214.76	263.61	208.87	423.08	460.84
8	Other Comprehensive Income						
	(A) (i) Items that will not be reclassified to Profit or Loss	41.84	41.84	41.84	83.68	83.68	171.31
	(A) (ii) Income tax related to Items that will not be reclassified to Profit or Loss	10.88	10.88	10.88	21.76	21.76	43.51
	(B) (i) Items that will be reclassified to Profit or Loss						
	(B) (ii) Income tax related to Items that will be reclassified to Profit or Loss						
9	Total Comprehensive Income for the period (Comprising Profit/Loss and Other comprehensive income for the period) (7+8)	46.82	267.48	316.33	314.30	528.52	675.66
10*	Paid up equity shares (Face value of Rs. 10 each)	27,985,895.00	27,985,895.00	27,985,895.00	27,985,895.00	27,985,895.00	27,985,895.00
11	Earnings per equity share						
	(I) Basic	(0.02)	0.77	0.94	0.75	1.51	1.65
	(II) Diluted	(0.02)	0.77	0.94	0.75	1.51	1.65

Note: All the aforesaid figures are in Lacs except the figures mentioned in equity share capital (Note no. 10)

For CIAN Agro Industries & Infrastructure Limited

Place: Nagpur

Date: 14th November 2019



ASST

Suneet Pande
Chief Executive Officer



Notes: (Standalone unaudited financial results)

1. The above financial results were reviewed and recommended by the Audit Committee and approved by the Board of Directors at their meeting held on 14th, November 2019.
2. The above results for the quarter ended on September 30th, 2019 has been prepared in accordance with the Companies (Indian Accounting Standards) Rules, 2015 (Ind AS), prescribed under Section 133 of the Companies Act, 2013, and other recognized accounting practices and policies to the extent applicable.
3. Segment information has been presented in respect of consolidated financial results only.
4. With the applicability of Goods and Service Tax (GST) effective July 01, 2017, revenue from operations is disclosed net of GST.
5. The Company has adopted IND AS 116 "Leases" which became applicable w.e.f 01.04.2019. This has resulted in recognizing the Right-to-use asset and corresponding lease liability of Rs. 3,79,37,761.00 as at 1st April, 2019. Depreciation recognized during the quarter for Right-to-use asset amounts to Rs. 8,62,221.00 and finance cost recognized on lease liability amounts to Rs. 11,03,692.84. If Ind-AS 116 would not have been applied, then lease rental of Rs. 14,70,000.00 would have been charged to Profit & Loss. Adoption of Ind-AS 116 has resulted in decrease in profit by Rs. 4,95,913.00.
6. The company has an outstanding liability towards payment of TDS for the quarter under review, amounting to Rs. 34.43 lakhs.
7. The company is in the process of filing GST returns i.e GSTR-1 from April 2019 and also GSTR-3B returns from July 2019.
8. The investments are carried at the cost less impairment provision, if any. The Company is responsible for assessing the investments for any indicators of impairment. We have verified the existence and the rights of the Company on the investments in shares of subsidiaries.
9. As per provisions of Income Tax Act 1961, for the Assessment Year 2019-20, carried forward depreciation of Rs. 19,56,87,069/- was available for setoff. Out of this amount, Rs. 8,51,78,837/- was set-off in the Assessment Year 2019-20. Thus, the balance of unabsorbed depreciation to be carried forward to next year was Rs.11,05,08,232/-. However, the management is of the opinion that as the Income Tax return for Assessment Year 2019-20 was filed on 24th October, 2019 i.e. after the last date of the quarter under review, while calculating Deferred Tax Asset for the quarter ended on 30th September, 2019 tax base of Rs. 19,56,87,069.00 needs to be considered.
10. Figures were rearranged and regrouped wherever found necessary



Regd. Off. : Plot No. 197/198,
Bajiprabhu Nagar, Nagpur – 440033
Contact : 0712-222 0027/222 1127
Email : info@cianindustries.com
Website : www.cianindustries.com
CIN: L15142MH1985PLC037493



CIAN Agro Industries & Infrastructure Limited				
STATEMENT OF ASSETS & LIABILITIES AS AT 30TH SEPTEMBER, 2019 (Rupees in Lacs)				
Particulars	Standalone		Consolidated	
	30/09/2019 (Unaudited)	31/03/2019 (Audited)	30/09/2019 (Unaudited)	31/03/2019 (Audited)
I. ASSETS				
(1) Non-current assets				
(a) Property, Plant and Equipment	2,893.20	2,990.75	6,190.97	6,322.12
(a) Right of Use Assets	362.13		362.13	
(b) Capital Work-in-Progress				
(c) Goodwill			0.47	0.47
(d) Other Intangible assets	9.52	12.99	9.52	12.99
(e) Intangible assets under development			114.69	107.04
(f) Financial Assets				
(i) Investment	1,310.87	1,317.92	309.99	31.87
(ii) Loans	136.29	133.49	33.74	36.23
(iii) Other non-current financial assets	5.91	5.73	5.91	5.73
(g) Deferred Tax Assets (net)	(91.06)	(97.38)		(431.56)
(h) Other Non-current assets	3.31	3.41	3.31	3.41
Total non-current assets	4,630.28	4,366.90	7,030.83	6,367.89
(2) Current Assets				
(a) Inventory	4,186.72	4,194.41	5,634.28	5,798.79
(b) Financial Assets				
(i) Investments	-	-	-	-
(ii) Trade Receivables	1,456.32	1,298.17	571.60	3,723.89
(iii) Cash and cash equivalents	38.02	(209.37)	81.74	(110.42)
(iv) Bank Balances other than (iii) above	109.14	105.67	109.14	105.67
(v) Loans	783.72	783.72	-	-
(vi) Others	2,103.38	1,215.47	2,100.43	1,789.78
(c) Current Tax Assets (Net)	70.67	59.02	72.97	69.75
(d) Other current assets	400.26	302.48	401.45	866.89
Total current assets	9,148.23	7,850.57	8,971.60	12,735.35
TOTAL ASSETS	13,778.51	12,217.47	16,002.42	18,603.24
II. EQUITY AND LIABILITIES				
(1) Equity				
(a) Equity share capital	2,798.59	2,798.59	2,798.59	2,798.59
(b) Other equity	1,776.18	1,553.90	1,613.42	1,687.21
(c) Non Controlling Interests				
Total equity	4,574.77	4,352.49	4,412.00	4,485.80
(2) Non current liabilities				
(a) Financial liabilities				
- Borrowings	525.39	1,188.02	2,047.28	2,729.11
(b) Provisions	36.36	36.36	40.55	40.24
(c) Deferred tax liabilities (Net)			271.68	
Total non-current liabilities	561.75	1,224.38	2,359.51	2,769.35
(3) Current liabilities				
(a) Financial liabilities				
(i) Borrowings	5,685.56	5,158.27	7,804.94	7,274.30
(ii) Trade Payables	2,448.58	1,367.71	733.27	3,020.48
(iii) Other financial liabilities	111.25	75.49	159.71	120.57
(b) Lease Liabilities	387.03		387.03	
(c) Other current liabilities		33.71	135.69	925.39
(d) Provisions	8.57	5.42	10.26	7.15
Total Current liabilities	8,641.99	6,640.60	9,230.91	11,348.09
Total liabilities	9,203.74	7,864.98	11,590.42	14,117.44
TOTAL EQUITY AND LIABILITIES	13,778.51	12,217.47	16,002.42	18,603.24

For CIAN Agro Industries & Infrastructure Limited

Place: Nagpur
Date: 14th November 2019



Suneet Pande
Chief Executive Officer



Regd. Off. : Plot No. 197/198,
Bajiprabhu Nagar, Nagpur – 440033
Contact : 0712-222 0027/222 1127
Email : info@cianindustries.com
Website : www.cianindustries.com
CIN: L15142MH1985PLC037493

CIAN Agro Industries & Infrastructure Ltd.
Statement of Cash flows for the half year ended 30th September 2019



(Rs. in Lacs)

Particulars	For the period ended on 30/09/2019	For the period ended on 30/09/2018
A Cash Flow from Operating Activities		
Profit Before Tax	224.30	444.35
Adjustments for non cash & non operating items		
Non Cash items debited/credited to Profit loss a/c	-1.31	17.24
Depreciation, Depietion, Amortisation	143.48	123.86
Interest Element of Loan to Subsidiary Company	-7.04	-6.30
Interest Element of Fair Valuation of Security Deposit	-0.09	-
Provisions made during the period	3.50	-
Interest on lease liability	22.07	-
Finance costs	323.86	239.35
Interest on FD	-4.07	-
Dividend received from Samruddhi Co-operative Bank	-0.06	-
Operating Profit / (Loss) before Working Capital changes	704.64	818.50
Working capital adjustments:		
(Increase) / Decrease in inventory	7.69	-558.16
(Increase) / Decrease in Trade Receivables	-158.15	-2,196.22
(Increase) / Decrease in Other current financial assets	-886.91	305.10
(Increase) / Decrease in Other current assets	-104.11	-60.46
(Increase) / Decrease in Current assets (Net)	-11.65	-
Increase / (Decrease) in Trade Payables	1,080.87	614.93
Increase / (Decrease) in Other current financial liabilities	-33.71	-7.05
Increase / (Decrease) in Other current liabilities	35.77	-103.87
Cash generated / (used) from operations	634.44	-1,187.23
income tax (paid) / refunds (net)	-	-
Net cash flow from / (used in) operating activities	634.44	-1,187.23
B Cash Flow from Investing Activities		
Addition to Property, Plant and Equipment	-24.52	-132.83
Investment in share capital of Other Entities	-	12.50
Dividend received from Samruddhi Co-operative Bank	0.06	-
Interest on FD	4.07	-
Deposit with banks	-0.18	-100.73
Loan / Deposit given	-4.80	-707.67
Net Cash Flow from/(used) in Investing Activities	-25.38	-928.73
C Cash Flow from Financial Activities		
Repayment of long-term borrowings	662.63	969.26
Redemption of Shares	-	-
Unsecured Loans from Related Parties	-	-
Finance Cost	-323.86	-239.35
Net Cash Flow from/(used) in Financing Activities	-986.48	729.91
D Net Increase/(Decrease) in Cash and Cash equivalents (A+B+C)	-377.43	-1,386.04
Cash and cash equivalents at the beginning of the year	-5,161.97	-3,500.61
Cash and cash equivalents at the end of the year	-5,539.40	-4,886.65
Net increase in Cash and Cash equivalents	-377.43	-1,386.04



P. G. JOSHI & Co.

CHARTERED ACCOUNTANTS


Limited Review Report on Consolidated Financial Results

To
The Board of Directors,
CIAN Agro Industries & Infrastructure Limited,
Nagpur

1. We have reviewed the accompanying Statement of Consolidated Unaudited Financial Results of **CIAN Agro Industries & Infrastructure Limited** ("the Parent") and its subsidiaries (the Parent and its subsidiaries together referred to as "the Group"), for the quarter ended 30th September 2019 ("the Statement"), being submitted by the Parent pursuant to the requirement of Regulation 33 of the SEBI (Listing Obligations and Disclosure Requirements) Regulations, 2015, as amended read with SEBI Circulars issued from time to time.
2. This Statement, which is the responsibility of the Parent's Management and approved by the Parent's Board of Directors, has been prepared in accordance with the recognition and measurement principles laid down in Indian Accounting Standard 34 "Interim Financial Reporting" ("Ind AS 34"), prescribed under Section 133 of the Companies Act, 2013, and other accounting principles generally accepted in India. Our responsibility is to express a conclusion on the Statement based on our review.
3. We conducted our review of the Statement in accordance with the Standard on Review Engagements (SRE) 2410 "Review of Interim Financial Information Performed by the Independent Auditor of the Entity", issued by the Institute of Chartered Accountants of India. A review of interim financial information consists of making inquiries, primarily of persons responsible for financial and accounting matters, and applying analytical and other review procedures. A review is substantially less in scope than an audit conducted in accordance with Standards on Auditing and consequently does not enable us to obtain assurance that we would become aware of all significant matters that might be identified in an audit. Accordingly, we do not express an audit opinion.

We also performed procedures in accordance with the circular issued by the SEBI under Regulation 33 (8) of the SEBI (Listing Obligations and Disclosure Requirements) Regulations, 2015, as amended, to the extent applicable.

4. The Statement includes the results of the following entities:
 - a) PurtiAgrotech Limited.
 - b) Jairam Infraventure Pvt. Limited
 - c) Jupiter Metal Products Pvt Ltd (wholly owned subsidiary of Purti Agrotech Limited)
5. Based on our review conducted and procedures performed as stated in paragraph 3 above and based on the consideration of the review reports of other auditors referred to in paragraph 7 below, nothing has come to our attention that causes us to believe that the accompanying Statement, prepared in accordance with the recognition and measurement principles laid down



Mumbai: 629,630 Nirmal Galaxy Avior, C/o Hourglass Research Pvt. Ltd., Opp. Johnson & Johnson, LBS Road, Mulund, (W) Mumbai-400 080 Email: pgjco@gmail.com Ph.: +91 9860077980

Pune: Janhavi Apts., Flat No. 06, CTS No. 44/22, Bhonde Colony, Erandwane, Pune - 411 004 | Tele-Fax: (020) 2542 4511
Nagpur: Dhanwate Chambers, Sitabuldi, Nagpur 440012 (MH) | Ph. No.: (0712) 252 4309, 254 7053 Fax: 255 4619, 255 5827
nagpur@pgjco.com | pune@pgjco.com | www.pgjco.com

in the aforesaid Indian Accounting Standard and other accounting principles generally accepted in India, has not disclosed the information required to be disclosed in terms of Regulation 33 of the SEBI (Listing Obligations and Disclosure Requirements) Regulations, 2015, as amended, including the manner in which it is to be disclosed, or that it contains any material misstatement

6. Emphasis Of Matter

We draw attention to Note No. 9 regarding non reversal of deferred tax asset in the books of current quarter resulting in higher profits by Rs. 2,21,46,497/-. The reversal was warranted as unabsorbed depreciation of Rs. 8,51,78,837/- was set off against profits for the Assessment Year 2019-20.

Our conclusion is not modified in respect of the above matter.

7. We did not review the interim financial statements of above specified subsidiaries included in the consolidated unaudited financial results, whose interim financial statements reflect total assets of Rs. 65,62,71,670.90 as at 30thSeptember 2019, total revenues of Rs.70,86,67,863.20, total net profit/(loss) after tax of Rs.(3,96,99,657.89), total comprehensive income / loss of Rs.(3,40,14,102.71), and cash flows (net)of Rs.(17,39,65,987.19) as considered in the consolidated unaudited financial results for the quarter ended 30thSeptember 2019. These interim financial statements / financial information / financial results have been reviewed by other auditors whose reports have been furnished to us by the Management and our conclusion on the Statement, in so far as it relates to the amounts and disclosures included in respect of these subsidiaries,is based solely on the reports of the other auditors and the procedures performed by us as stated in paragraph 3 above.

Our conclusion on the statement is not modified in respect of the above matter.

Place: Nagpur

Date: 14/11/2019

UDIN: 19038193AAAACL4960

**For P. G. Joshi & Co.
Chartered Accountants
FRN 104461W**



**CA Ashutosh Joshi
Partner**

Membership No: 038193



Regd. Off. : Plot No. 197/198,
Bajiprabhu Nagar, Nagpur – 440033
Contact : 0712-222 0027/222 1127
Email : info@cianindustries.com
Website : www.cianindustries.com
CIN: L15142MH1985PLC037493



CIAN Agro Industries & Infrastructure Limited

STATEMENT OF CONSOLIDATED UNAUDITED FINANCIAL RESULTS FOR THE SECOND QUARTER AND HALF YEAR ENDED 30TH SEPTEMBER, 2019
(Rupees in Lacs)

Serial Nos	Particulars	Quarter Ended			Half Year Ended		Year Ended
		30/09/2019 Unaudited	30/06/2019 Unaudited	30/09/2018 Unaudited	30/09/2019 Unaudited	30/09/2018 Unaudited	31/03/2019 Audited
1	Revenue from Operations						
	Net Sales/Income from Operations	7,086.68	3,941.03	3,747.09	11,027.71	6,488.27	15,615.47
	Other Income	(5.07)	10.50	27.40	5.43	28.40	39.70
	Total Income from Operations (net)	7,081.61	3,951.53	3,774.49	11,033.14	6,516.67	15,655.17
2	Expenses						
	(a) Cost of Materials consumed	1,361.33	341.22	2,117.50	1,702.55	3,729.66	5,751.63
	(b) Purchase of stock-in-trade	3,955.19	3,945.56	2,143.73	7,900.75	2,525.21	7,571.82
	(c) Changes in inventories of finished goods, Work-in-progress and stock-in-trade	1,081.80	(1,073.21)	(1,967.71)	8.59	(1,864.16)	(1,867.55)
	(d) Employee benefits expense	132.67	119.07	99.37	351.74	187.54	541.78
	(e) Finance Costs	289.23	280.91	203.25	570.14	388.56	1,032.07
	(f) Depreciation and Ammortisation Expense	141.65	134.51	120.81	276.15	240.15	477.31
	(g) Other expenses	368.91	187.08	968.45	555.99	1,188.82	1,870.76
	Total Expenses	7,330.78	3,935.13	3,685.50	11,263.91	6,387.78	15,377.82
3	Profit / (Loss) before exceptional items & taxes (1-2)	(249.17)	16.40	88.99	(232.77)	128.89	277.35
4	Exceptional Items	-	-	-	-	-	-
5	Profit / (Loss) from ordinary activities before tax (3 + 4)	(249.17)	16.40	88.99	(232.77)	128.89	277.35
6	Tax expense	-	-	-	-	-	-
	(1) Current Tax	-	-	-	-	-	-
	(2) Deferred Tax	(112.65)	(17.59)	30.60	(130.24)	51.29	169.37
7	Net Profit/(Loss) from ordinary activities after tax (5-6)	(136.52)	33.99	58.40	(102.54)	77.59	107.98
8	Other Comprehensive Income						
	(A) (i) Items that will not be reclassified to Profit or Loss	41.84	41.84	41.84	83.68	83.68	319.87
	(A) (ii) Income tax related to Items that will not be reclassified to Profit or Loss	15.02	15.02	15.02	30.03	30.03	60.07
	(B) (i) Items that will be reclassified to Profit or Loss	-	-	-	-	-	-
	(B) (ii) Income tax related to items that will be reclassified to Profit or Loss	-	-	-	-	-	-
9	Total Comprehensive Income for the period (Comprising Profit/Loss and Other comprehensive income for the period) (7+8)	(79.67)	90.84	115.26	11.18	191.30	487.92
10*	Paid up equity shares (Face value of Rs. 10 each)	279,858,950.00	279,858,950.00	279,858,950.00	279,858,950.00	279,858,950.00	279,858,950.00
11	Earnings per equity share						
	(I) Basic	(0.05)	0.01	0.02	(0.04)	0.03	0.04
	(II) Diluted	(0.05)	0.01	0.02	(0.04)	0.03	0.04

Note: All the aforesaid figures are in Lacs except the figures mentioned in equity share capital (Note no. 10)


For CIAN Agro Industries & Infrastructure Limited

Place: Nagpur
Date: 14th November 2019



A. S. P.

Suneet Pande
Executive Officer



Notes: (Consolidated unaudited financial results)

1. The above financial results were reviewed and recommended by the Audit Committee and approved by the Board of Directors at their meeting held on 14th, November 2019.
2. The above results for the quarter ended on September 30th, 2019 has been prepared in accordance with the Companies (Indian Accounting Standards) Rules, 2015 (Ind AS), prescribed under Section 133 of the Companies Act, 2013 , and other recognized accounting practices and policies to the extent applicable.
3. Consolidated results include financial results of the two (2) wholly owned subsidiaries and one step down subsidiary.
 - a. Jairam Infraventure Private Limited
 - b. Purti Agrotech Limited.
 - c. Jupiter Metals Product Pvt. Ltd. (Wholly owned subsidiary of Purti Agrotech Limited.)
4. Where financial results are declared for both consolidated and standalone entity, segment information may be presented only in the case of consolidated financial results. The company has 3 reportable segments- Agro, Healthcare and Infrastructure Divisions.
5. With the applicability of Goods and Service Tax (GST) effective July 01, 2017, revenue from operations is disclosed net of GST.
6. The Company has adopted IND AS 116 "Leases" which became applicable w.e.f 01.04.2019. This has resulted in recognizing the Right-to-use asset and corresponding lease liability of Rs. 3,79,37,761.00 as at 1st April, 2019. Depreciation recognized during the quarter for Right-to-use asset amounts to Rs. 8,62,221.00 and finance cost recognized on lease liability amounts to Rs. 11,03,692.84. If Ind-AS 116 would not have been applied, then lease rental of Rs. 14,70,000.00 would have been charged to Profit & Loss. Adoption of Ind-AS 116 has resulted in decrease in profit by Rs. 4,95,913.00.
7. As per provisions of Income Tax Act 1961, for the Assessment Year 2019-20, the Parent Company's carried forward depreciation of Rs. 19,56,87,069/- was available for setoff. Out of this amount, Rs. 8,51,78,837/- was set-off in the Assessment Year 2019-20. Thus, the balance of unabsorbed depreciation to be carried forward to next year was Rs.11,05,08,232/-. However, the management is of the opinion that as the Income Tax return for Assessment Year 2019-20 was filed on 24th October, 2019 i.e. after the last date of the quarter under review, while calculating Deferred Tax Asset for the quarter ended on 30th September, 2019 tax base of Rs. 19,56,87,069.00 needs to be considered.
8. Figures were rearranged and regrouped wherever found necessary.



Regd. Off. : Plot No. 197/198,
Bajiprabhu Nagar, Nagpur – 440033
Contact : 0712-222 0027/222 1127
Email : info@cianindustries.com
Website : www.cianindustries.com
CIN: L15142MH1985PLC037493



CIAN Agro Industries & Infrastructure Limited

STATEMENT OF SEGMENTWISE REVENUE AND CAPITAL EMPLOYED CONSOLIDATED FOR THE SECOND QUARTER AND HALF YEAR ENDED 30TH SEPTEMBER, 2019 (Rupees in Lacs)

Serial Nos	Particulars	Quarter Ended			Half Year Ended		Year Ended
		30/09/2019	30/06/2019	30/09/2018	30/09/2019	30/09/2018	31/03/2019
		Unaudited	Unaudited	Unaudited	Unaudited	Unaudited	Audited
1	Segment Revenue(Net sale/Income from operation)						
	Segment-Agro Division	6,055.29	2,540.22	3,423.97	8,595.51	5,478.71	5,501.13
	Segment-Healthcare Division	38.92	50.81	169.16	89.73	300.78	16.10
	Segment-Infrastructure Division	992.47	1,350.00	153.96	2,342.46	708.77	434.88
	Total	7,086.68	3,941.03	3,747.09	11,027.71	6,488.26	5,952.11
	Less: Inter segment Revenue						
	Add: Other Income	(5.07)	10.50	27.40	5.43	28.40	0.07
	Net sales/Income From Operations	7,081.61	3,951.53	3,774.49	11,033.14	6,516.66	5,952.18
2	Segment Results (Profit)(+)/ Loss (-) before tax and interest from Each segment)						
	Segment-Agro Division	(15.95)	(87.79)	238.02	(103.74)	362.52	328.87
	Segment-Healthcare Division	(6.93)	(3.30)	100.51	(10.23)	83.82	(207.00)
	Segment-Infrastructure Division	66.56	388.39	(39.45)	454.95	77.15	335.71
	Total	43.69	297.30	299.08	340.99	523.49	457.58
	Less:						
	(i) Interest	292.85	280.91	206.58	573.76	367.03	354.70
	(ii) Other Un-allocable Expenditure	-	-	4.03	-	8.00	(12.30)
	(iii) Un-allocable income	-	-	0.15	-	0.35	(0.35)
	Total profit after interest before tax	(249.17)	16.40	88.62	(232.77)	128.80	114.83
3	Capital Employed (Segment assets – Segment Liabilities)						
	Segment-Agro Division	-1,253.22	(1,301.66)	210.26	-1,253.22	210.26	1,777.83
	Segment-Healthcare Division	867.24	874.25	1,096.95	867.24	1,096.95	877.57
	Segment-Infrastructure Division	264.01	359.06	1,230.99	264.01	1,230.99	185.37
	Un-allocated	2,798.59	2,798.59	2,798.59	2,798.59	2,798.59	2,798.59

For CIAN Agro Industries & Infrastructure Limited

Place: Nagpur
Date: 14th November 2019



Suneet Pande
Suneet Pande
Chief Executive Officer

