



Enriching Lives

## **KIRLOSKAR OIL ENGINES LIMITED**

A Kirloskar Group Company

Date: 13<sup>th</sup> May 2021

BSE Scrip Code: **533293**

NSE Scrip Code: **KIRLOSENG**

To  
Corporate Relationship Department  
BSE Limited  
1st Floor, Rotunda Building,  
Dalal Street, Fort,  
Mumbai – 400 001

To  
Listing Department  
National Stock Exchange of India  
Ltd.  
Exchange Plaza, C -1, Block G,  
Bandra-Kurla Complex, Bandra (E),  
Mumbai – 400 051

Dear Sir/Madam,

This is to inform you that:

Pursuant to Regulations 30 and 33 of the SEBI (Listing Obligations and Disclosure Requirements) 2015 including amendments thereunder, please find enclosed herewith:

1. The Standalone Audited Financial Results of the Company for the quarter and year ended 31<sup>st</sup> March 2021 and the Consolidated Audited Financial Results of the Company for the quarter and year ended 31<sup>st</sup> March 2021, which were approved by the Board of Directors in its meeting held on 13<sup>th</sup> May 2021;
2. Auditors Report received from P. G. Bhagwat LLP, Pune (having LLPIN is AAT-9949), Statutory Auditors of the Company, Chartered Accountants, (Firm Registration Number 101118W/W100682), Statutory Auditors of the Company on aforesaid Audited Financial Results - Standalone and Consolidated;
3. A declaration in respect of Audit Report with unmodified opinion;
4. The Board of Directors in its meeting held on 13<sup>th</sup> May 2021, has recommended the final dividend of Rs. 2.50/- (125%) per equity share of Rs. 2/- each for the financial year 2020-21, subject to the approval of the members at the ensuing Annual General Meeting and shall be paid through National Electronic Clearing System (NECS) or any other electronic mode or by dividend warrants or demand drafts, as the case may be.

Regd. Office: Laxmanrao Kirloskar Road, Khadki, Pune 411003 INDIA.

Phone: +91 20 2581 0341, 6608 4000 Fax: +91 20 2581 3208, 2581 0209 Toll Free: 1800 233 3344

email: [info@kirloskar.com](mailto:info@kirloskar.com) Website: [www.koel.co.in](http://www.koel.co.in)

CIN No.: L29100PN2009PLC133351



Enriching Lives

## KIRLOSKAR OIL ENGINES LIMITED

A Kirloskar Group Company

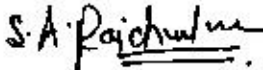
The dividend if approved by the Members shall be paid on or before 10<sup>th</sup> September 2021.

The meeting of the Board of Directors of the Company commenced at 1:15 pm and concluded at 2:50 pm

You are requested to take the same on your record.

Thanking you,

Yours faithfully,  
For Kirloskar Oil Engines Limited



Smita Raichurkar  
Company Secretary



Encl.: As above.

**KIRLOSKAR OIL ENGINES LIMITED**

**CIN : L29100PN2009PLC133351**

Registered office : Laxmanrao Kirloskar Road, Khadki, Pune - 411003

**STATEMENT OF STANDALONE AUDITED FINANCIAL RESULTS FOR THE QUARTER AND YEAR ENDED 31ST MARCH 2021**

( ₹ in Crores )

Particulars	Quarter ended			Year ended	
	31-03-2021	31-12-2020	31-03-2020	31-03-2021	31-03-2020
	Audited	Unaudited	Audited	Audited	Audited
<b>1 Income</b>					
a) Revenue from operations	914.58	797.70	710.62	2,694.44	2,877.48
b) Other Income	8.14	6.59	9.37	25.96	37.39
<b>Total income</b>	<b>922.72</b>	<b>804.29</b>	<b>719.99</b>	<b>2,720.40</b>	<b>2,914.87</b>
<b>2 Expenses</b>					
a) Cost of raw materials and components consumed	424.31	355.28	343.13	1,177.27	1,302.98
b) Purchase of traded goods	184.58	162.57	123.89	525.64	598.75
c) Changes in inventories of finished goods, work-in-progress and traded goods	(16.36)	6.20	(20.79)	40.22	(27.76)
d) Employee benefits expense	56.72	55.72	50.05	198.87	217.81
e) Finance costs	1.32	2.70	1.33	6.36	3.82
f) Depreciation and amortisation expense	17.04	15.29	16.25	62.15	66.63
g) Other expenses	147.86	124.13	145.25	470.12	543.91
<b>Total expenses (a to g)</b>	<b>815.47</b>	<b>721.89</b>	<b>659.11</b>	<b>2,480.63</b>	<b>2,706.14</b>
<b>3 Profit before exceptional items and tax</b>	<b>107.25</b>	<b>82.40</b>	<b>60.88</b>	<b>239.77</b>	<b>208.73</b>
<b>4 Exceptional items - (Expenses) / Income</b>	<b>(8.37)</b>	<b>-</b>	<b>-</b>	<b>(8.37)</b>	<b>16.49</b>
<b>5 Profit before tax (3 + 4)</b>	<b>98.88</b>	<b>82.40</b>	<b>60.88</b>	<b>231.40</b>	<b>225.22</b>
<b>6 Tax expense :</b>					
Current tax	23.42	18.81	12.98	55.86	55.38
Deferred tax	2.76	2.98	1.30	5.80	(0.54)
<b>Total Tax expense (6)</b>	<b>26.18</b>	<b>21.79</b>	<b>14.28</b>	<b>61.66</b>	<b>54.84</b>
<b>7 Net Profit / (Loss) for the period (5 - 6)</b>	<b>72.70</b>	<b>60.61</b>	<b>46.60</b>	<b>169.74</b>	<b>170.38</b>
<b>8 Other Comprehensive Income / (Expense)</b>					
Re-measurement gains / (losses) on defined benefit plans and others	5.02	0.34	(0.74)	6.06	(2.59)
Income tax effect on above	(1.27)	(0.08)	0.23	(1.53)	0.65
<b>Subtotal (A)</b>	<b>3.75</b>	<b>0.26</b>	<b>(0.51)</b>	<b>4.53</b>	<b>(1.94)</b>
Net gain / (loss) on FVOCI equity instruments	0.05	-	-	0.05	-
Income tax effect on above	(0.01)	-	-	(0.01)	-
<b>Subtotal (B)</b>	<b>0.04</b>	<b>-</b>	<b>-</b>	<b>0.04</b>	<b>-</b>
<b>Total other comprehensive income for the year, net of tax (A) + (B) = (8)</b>	<b>3.79</b>	<b>0.26</b>	<b>(0.51)</b>	<b>4.57</b>	<b>(1.94)</b>
<b>9 Total comprehensive income for the year, net of tax (7 + 8)</b>	<b>76.49</b>	<b>60.87</b>	<b>46.09</b>	<b>174.31</b>	<b>168.44</b>
<b>10 Paid-up equity share capital (Face value of ₹ 2 each)</b>	<b>28.92</b>	<b>28.92</b>	<b>28.92</b>	<b>28.92</b>	<b>28.92</b>
<b>11 Other Equity</b>				<b>1,954.23</b>	<b>1,801.32</b>
<b>12 Basic EPS ( ₹ ) (Face value of ₹ 2 each) [not annualized]</b>	<b>5.03</b>	<b>4.19</b>	<b>3.22</b>	<b>11.74</b>	<b>11.78</b>
<b>13 Diluted EPS ( ₹ ) (Face value of ₹ 2 each) [not annualized]</b>	<b>5.03</b>	<b>4.19</b>	<b>3.22</b>	<b>11.74</b>	<b>11.78</b>

Contd...2



Notes :  
1 Statement of assets and liabilities (Balance Sheet)

(₹ in Crores)

Particulars	Standalone	
	As at	As at
	31-03-2021	31-03-2020
	Audited	Audited
<b>ASSETS</b>		
<b>I. Non-current assets</b>		
(a) Property, plant and equipment	366.79	329.82
(b) Capital work-in-progress	31.72	30.30
(c) Right-of-use assets	12.56	11.45
(d) Other Intangible assets	66.17	21.00
(e) Intangible assets under development	23.18	44.10
(f) Financial assets		
(i) Investments	915.73	782.37
(ii) Loans	0.06	0.05
(iii) Other financial assets	31.52	35.94
(g) Other non-current assets	39.98	69.12
<b>Sub-total - Non-current assets</b>	<b>1,487.71</b>	<b>1,324.15</b>
<b>II. Current assets</b>		
(a) Inventories	265.19	300.33
(b) Financial assets		
(i) Investments	618.23	319.04
(ii) Trade receivables	355.82	362.83
(iii) Cash and cash equivalents	17.28	2.89
(iv) Bank balance other than (iii) above	12.13	14.24
(v) Loans	0.04	0.03
(vi) Other financial assets	50.98	61.88
(c) Assets held for sale	-	0.12
(d) Other current assets	36.20	72.84
<b>Sub-total - Current assets</b>	<b>1,355.87</b>	<b>1,134.20</b>
<b>TOTAL - ASSETS</b>	<b>2,843.58</b>	<b>2,458.35</b>
<b>EQUITY AND LIABILITIES</b>		
<b>Equity</b>		
(a) Equity share capital	28.92	28.92
(b) Other equity		
Capital redemption reserve	0.20	0.20
General reserve	608.39	608.39
Retained earnings	1,345.31	1,192.73
FVOCI reserve	0.04	-
Employee stock option reserve	0.29	-
<b>Sub-total - Equity</b>	<b>1,983.15</b>	<b>1,830.24</b>
<b>LIABILITIES</b>		
<b>I. Non-current liabilities</b>		
(a) Financial liabilities		
(i) Lease liabilities	0.84	-
(ii) Other financial liabilities	16.27	18.55
(b) Provisions	29.17	34.43
(c) Deferred tax liabilities (net)	12.50	5.16
(d) Other non-current liabilities	19.13	16.58
<b>Sub-total - Non-current liabilities</b>	<b>77.91</b>	<b>74.72</b>
<b>II. Current liabilities</b>		
(a) Financial liabilities		
(i) Borrowings	77.68	15.26
(ii) Trade and other payables		
a) total outstanding dues of micro enterprises and small enterprises	77.45	22.24
b) total outstanding dues of creditors other than micro enterprises and small enterprises	427.33	325.85
(iii) Lease liabilities	0.77	0.36
(iv) Other financial liabilities	85.99	51.81
(b) Other current liabilities	50.85	79.22
(c) Provisions	62.16	57.95
(d) Government grants	0.29	0.70
<b>Sub-total - Current liabilities</b>	<b>782.52</b>	<b>553.39</b>
<b>TOTAL - EQUITY AND LIABILITIES</b>	<b>2,843.58</b>	<b>2,458.35</b>

Contd...3



## 2 Statement of Cash Flow

(₹ in Crores)

Particulars	Year Ended	
	31-03-2021	31-03-2020
	Audited	Audited
<b>CASH FLOW FROM OPERATING ACTIVITIES</b>		
Profit before Tax	231.40	225.22
Adjustments to reconcile profit before tax to net cash flows:		
<b>Add:</b>		
Depreciation and Amortisation	62.15	66.63
Inventories written down	1.91	3.19
Bad debts and irrecoverable balances written off	2.30	0.54
Provision for doubtful debts and advances (net) (Including expected credit loss)	14.22	7.62
Loss/ (Profit) on Revaluation on Imports Payable	(0.11)	0.29
Share based expense	0.29	-
Finance costs	6.36	3.82
Amortisation of rent expenses	0.75	0.75
	<b>87.87</b>	<b>82.84</b>
<b>Less :</b>		
Net Gain on disposal of property, plant & Equipment	0.11	0.30
Profit on Revaluation on Exports Receivable	2.31	2.75
Profit / ( Loss ) on sale of mutual fund investment at FVTPL ( net)	12.59	24.03
Marked to Market gain on investments measured at FVTPL	1.13	0.17
Interest income and Unwinding of interest on deposits & Government Grant (Subsidy receivable under PSI scheme, 2001)	5.41	2.80
Exceptional Items (Profit on sale of leasehold Property)	-	16.49
Sundry Credit Balances Appropriated	0.55	3.51
Provisions no longer required written back	3.07	3.03
Revenue from deferred EPCG income	0.41	0.15
Dividend Income	0.00	0.00
	<b>25.58</b>	<b>53.23</b>
<b>Operating Profit before working capital changes</b>	<b>293.69</b>	<b>254.83</b>
<b>Working Capital Adjustments</b>		
(Increase) / Decrease in Government Grant Receivable	23.70	6.19
(Increase) / Decrease in Trade and Other Receivables	10.92	133.53
(Increase) / Decrease in Inventories	33.22	(61.33)
Increase / ( Decrease ) in Trade and other Payables	188.83	(38.81)
Increase / ( Decrease ) in Provisions	8.33	1.13
	<b>265.00</b>	<b>40.71</b>
<b>Net Cash generated from operations</b>	<b>558.69</b>	<b>295.54</b>
Direct taxes paid (net of refunds)	(32.35)	(67.87)
<b>NET CASH FLOW FROM OPERATING ACTIVITIES</b>	<b>526.34</b>	<b>227.67</b>
Proceeds from sale of PPE & other Intangible assets including advance	0.96	0.36
Commission on sale of leasehold Property	-	(0.38)
Proceeds from sale of mutual funds (Net)/Purchase of mutual funds	(285.48)	416.39
Dividend received	-	0.00
Investment in subsidiary	(133.32)	(499.50)
Investment in other than subsidiary	-	(0.49)
Interest received	1.77	-
Payments for Purchase of Property, Plant and Equipment	(129.20)	(75.58)
<b>NET CASH GENERATED FROM INVESTING ACTIVITIES</b>	<b>(545.27)</b>	<b>(159.20)</b>
<b>CASH FLOW FROM FINANCING ACTIVITIES</b>		
Proceeds from bill discounting & borrowings	277.69	15.26
Finance costs	(6.18)	(3.78)
Payment for lease liabilities	(1.24)	(0.38)
Repayment of borrowings	(215.26)	(13.07)
Final and interim dividend paid	(21.69)	(94.00)
Tax on final and Interim dividend	-	(19.32)
<b>NET CASH USED IN FINANCING ACTIVITY</b>	<b>33.32</b>	<b>(115.29)</b>
<b>Net increase / (decrease) in cash and cash equivalents</b>	<b>14.39</b>	<b>(46.82)</b>
<b>Opening Cash and Cash equivalents</b>	<b>2.89</b>	<b>49.71</b>
<b>Closing Cash and Cash equivalents</b>	<b>17.28</b>	<b>2.89</b>

Contd...4



- 3 The Company operates in single reportable segment namely 'Engines'.
- 4 The above statement has been prepared in accordance with The Companies (Indian Accounting Standards) Rules, 2015 (Ind AS) prescribed under section 133 of The Companies Act, 2013 and other recognised accounting practices and policies to the extent applicable.
- 5 During the quarter ended 31st March 2021, the Company invested towards the last call of Rs. 45.39 Crores of Rights Issue for equity shares of Arka Fincap Limited. With this the total approved investment of Rs. 124.82 Crores in Financial Year 2020-21 is completed. Further the Company also invested in 8% cumulative redeemable preference shares of La-Gajjar Machineries Private Limited of Rs. 8.5 Crores on right issue basis.
- 6 The members of the Company in the Annual General Meeting held on 9th August 2019 approved Employee Stock Option Plans (ESOP) for issue of maximum 14,00,000 employee stock options ("Options") representing 14,00,000 Equity shares of Rs. 2/- each. Pursuant to authority delegated by the Board of Directors and members of the Company, the Nomination and Remuneration Committee, in its meeting held on 5th March 2021 has approved the grant of 9,40,000 Options to eligible employees of the Company.
- 7 During the quarter, the Company has implemented "Voluntary Retirement Scheme 2021" (the VRS Scheme) for its workers. The total VRS compensation amounting to Rs 8.37 Crores is charged to Profit and Loss statement under the head "Exceptional Item of Expenses". (Previous Year: The Exceptional Item of Income of Rs. 16.49 Crores represents profit on sale of property situated at MIDC Industrial Estate, Nagapur, Ahmednagar, Maharashtra).
- 8 The Company has considered the possible effects that may result from COVID-19 in the preparation of these financial results including recovering of carrying amounts of financial and non-financial assets. In developing the assumptions relating to the possible future uncertainties in the global economic conditions because of COVID- 19, the Company has at the date of approval of financial results, used internal and external sources of information and expects that the carrying amount of the assets will be recovered. The impact of COVID-19 on the Company's financial results may differ from that estimated as at the date of approval of the same.
- 9 The figures for the quarter ended 31st March 2021 are balancing figures between audited figures in respect of full financial year ended 31st March 2021 and the published year to date figures upto the third quarter ended 31st December 2020, which have been regrouped / rearranged wherever necessary. Further the figures for the previous periods have been regrouped wherever required to make them comparable with those of the current period.
- 10 The results for the quarter and year ended 31st March 2021 are reviewed and recommended by the Audit Committee and approved by the Board of Directors of the Company in their respective meetings held on 13th May 2021.
- 11 During the quarter, the Board at its meeting held on 5th March 2021 had declared an Interim Dividend of Rs. 1.5/- (75%) per equity share of Rs. 2/- each for the year ended 31st March 2021, which was paid to all the eligible shareholders on 31st March 2021. Further the Board of Directors has recommended a Final Dividend of Rs. 2.5/- (125%) per equity share of Rs 2/- each.

Registered Office:  
Laxmanrao Kirloskar Road,  
Khadki, Pune - 411 003

Place : Pune  
Date : 13th May 2021

For Kirloskar Oil Engines Limited

  
SANJEEV NIMKAR  
Managing Director  
DIN: 07869394



**P G BHAGWAT LLP**  
Chartered Accountants  
LLPIN: AAT-9949

**HEAD OFFICE**  
Suites 102, 'Orchard'  
Dr. Pai Marg, Baner, Pune – 411045  
Tel (O): 020 – 27290771/1772/1773  
Email: pgb@pgbhagwatca.com  
Web: www.pgbhagwatca.com

**Independent Auditor's Report on the Quarterly and Annual Audited Standalone Financial Results of the Company Pursuant to the Regulation 33 of the SEBI (Listing Obligations and Disclosure Requirements) Regulations, 2015, as amended**

**To**  
**The Board of Directors of**  
**Kirloskar Oil Engines Limited**

**Report on the audit of the Standalone Financial Results**

**Opinion**

We have audited the accompanying standalone quarterly and annual financial results of Kirloskar Oil Engines Limited (the "Company") for the quarter and year ended March 31, 2021, attached herewith, being submitted by the Company pursuant to the requirement of Regulation 33 of the SEBI (Listing Obligations and Disclosure Requirements) Regulations, 2015, as amended (the "Listing Regulations").

In our opinion and to the best of our information and according to the explanations given to us, these standalone financial results:

- i. are presented in accordance with the requirements of Regulation 33 of the Listing Regulations in this regard; and
- ii. give a true and fair view in conformity with the recognition and measurement principles laid down in the applicable accounting standards and other accounting principles generally accepted in India of the net profit and other comprehensive income and other financial information of the Company for the quarter and year ended March 31, 2021.

**Basis for Opinion**

We conducted our audit in accordance with the Standards on Auditing (SAs) specified under section 143(10) of the Companies Act, 2013 (the Act). Our responsibilities under those Standards are further described in the Auditor's Responsibilities for the Audit of the Standalone Financial Results section of our report. We are independent of the Company in accordance with the Code of Ethics issued by the Institute of Chartered Accountants of India together with the ethical requirements that are relevant to our audit of the financial results under the provisions of the Act and the Rules thereunder, and we have fulfilled our other ethical responsibilities in accordance with these requirements and the Code of Ethics. We believe that the audit evidence we have obtained is sufficient and appropriate to provide a basis for our opinion.

**Offices at: Mumbai | Kolhapur | Belgaum | Hubli | Dharwad | Bengaluru**  
M/s P.G. Bhagwat a partnership firm was converted and incorporated as Limited Liability Partnership from the 28<sup>th</sup> September 2020



### **Management's Responsibilities for the Standalone Financial Results**

These quarterly and annual financial results have been prepared on the basis of the standalone financial statements. The Company's Board of Directors are responsible for the preparation of these financial results that give a true and fair view of the net profit and other comprehensive loss and other financial information in accordance with the accounting principles generally accepted in India including the Indian Accounting Standards specified in the Companies (Indian Accounting Standards) Rule 2015 (as amended) under Section 133 of the Act read with relevant rules issued thereunder and other accounting principles generally accepted in India and in compliance with Regulation 33 of the Listing Regulations.

This responsibility also includes maintenance of adequate accounting records in accordance with the provisions of the Act for safeguarding of the assets of the Company and for preventing and detecting frauds and other irregularities; selection and application of appropriate accounting policies; making judgments and estimates that are reasonable and prudent; and design, implementation and maintenance of adequate internal financial controls that were operating effectively for ensuring the accuracy and completeness of the accounting records, relevant to the preparation and presentation of the standalone financial results that give a true and fair view and are free from material misstatement, whether due to fraud or error.

In preparing the standalone financial results, the Board of Directors are responsible for assessing the Company's ability to continue as a going concern, disclosing, as applicable, matters related to going concern and using the going concern basis of accounting unless the Board of Directors either intends to liquidate the Company or to cease operations, or has no realistic alternative but to do so.

The Board of Directors are also responsible for overseeing the Company's financial reporting process.

### **Auditor's Responsibilities for the Audit of the Standalone Financial Results**

Our objectives are to obtain reasonable assurance about whether the standalone financial results as a whole are free from material misstatement, whether due to fraud or error, and to issue an auditor's report that includes our opinion. Reasonable assurance is a high level of assurance, but is not a guarantee that an audit conducted in accordance with SAs will always detect a material misstatement when it exists. Misstatements can arise from fraud or error and are considered material if, individually or in the aggregate, they could reasonably be expected to influence the economic decisions of users taken on the basis of these standalone financial results.

As part of an audit in accordance with SAs, we exercise professional judgment and maintain professional skepticism throughout the audit. We also:

- Identify and assess the risks of material misstatement of the standalone financial results, whether due to fraud or error, design and perform audit procedures responsive to those risks, and obtain audit evidence that is sufficient and appropriate to provide a basis for our opinion. The risk of not detecting a material misstatement resulting from fraud is higher than for one resulting from error, as fraud may involve collusion, forgery, intentional omissions, misrepresentations, or the override of internal control.





- Obtain an understanding of internal control relevant to the audit in order to design audit procedures that are appropriate in the circumstances. Under Section 143(3) (i) of the Act, we are also responsible for expressing our opinion on whether the company has adequate internal financial controls with reference to financial statements in place and the operating effectiveness of such controls.
- Evaluate the appropriateness of accounting policies used and the reasonableness of accounting estimates and related disclosures made by the Board of Directors.
- Conclude on the appropriateness of the Board of Directors' use of the going concern basis of accounting and, based on the audit evidence obtained, whether a material uncertainty exists related to events or conditions that may cast significant doubt on the Company's ability to continue as a going concern. If we conclude that a material uncertainty exists, we are required to draw attention in our auditor's report to the related disclosures in the financial results or, if such disclosures are inadequate, to modify our opinion. Our conclusions are based on the audit evidence obtained up to the date of our auditor's report. However, future events or conditions may cause the Company to cease to continue as a going concern.
- Evaluate the overall presentation, structure and content of the standalone financial results, including the disclosures, and whether the financial results represent the underlying transactions and events in a manner that achieves fair presentation.

We communicate with those charged with governance regarding, among other matters, the planned scope and timing of the audit and significant audit findings, including any significant deficiencies in internal control that we identify during our audit.

We also provide those charged with governance with a statement that we have complied with relevant ethical requirements regarding independence, and to communicate with them all relationships and other matters that may reasonably be thought to bear on our independence, and where applicable, related safeguards.

#### **Other Matters**

The quarterly standalone financial results for the period ended March 31, 2021 are the derived figures between the audited figures in respect of the year ended March 31, 2021 and the published year-to-date figures up to December 31, 2020, being the date of the end of the third quarter of the current financial year, which were subjected to limited review as required under Regulation 33 of the SEBI (Listing Obligations and Disclosure Requirements) Regulations, 2015.

For P G BHAGWAT LLP  
Chartered Accountants  
FRN : 101118W / W100682

Saniay Athavale

Partner

Membership No. 83374

Pune : 13.05.2021



UDIN : 21083374AAAA CJ 3 23 4

KIRLOSKAR OIL ENGINES LIMITED  
CIN : L29100PN2009PLC133351

Registered office : Laxmanrao Kirloskar Road, Khadki, Pune - 411003

STATEMENT OF CONSOLIDATED AUDITED FINANCIAL RESULTS FOR THE QUARTER AND YEAR ENDED 31ST MARCH 2021

( ₹ In Crores )

Particulars	Consolidated				
	Quarter ended			Year ended	
	31-03-2021	31-12-2020	31-03-2020	31-03-2021	31-03-2020
	Audited	Unaudited	Audited	Audited	Audited
<b>1 Income</b>					
a) Revenue from operations	1,087.17	958.65	826.80	3,296.10	3,379.45
b) Other Income	6.81	7.64	3.19	26.49	35.05
<b>Total Income</b>	<b>1,093.98</b>	<b>966.29</b>	<b>829.99</b>	<b>3,322.59</b>	<b>3,414.50</b>
<b>2 Expenses</b>					
a) Cost of raw materials and components consumed	502.14	430.98	414.47	1,432.09	1,576.96
b) Purchase of traded goods	188.86	182.69	130.32	567.45	625.51
c) Changes in inventories of finished goods, work-in-progress and traded goods	(26.65)	0.74	(43.37)	50.46	(60.25)
d) Employee benefits expense	74.37	70.50	64.87	257.40	270.37
e) Finance costs	16.85	16.24	5.16	50.12	14.21
f) Depreciation and amortisation expense	22.83	20.92	21.80	83.98	87.34
g) Other expenses	201.40	153.34	173.41	603.04	672.11
<b>Total expenses (a to g)</b>	<b>979.80</b>	<b>875.41</b>	<b>766.66</b>	<b>3,044.54</b>	<b>3,186.25</b>
<b>3 Profit before exceptional items and tax</b>	<b>114.18</b>	<b>90.88</b>	<b>63.33</b>	<b>278.05</b>	<b>228.25</b>
<b>4 Exceptional items - (Expenses) / Income</b>	<b>(8.37)</b>	<b>-</b>	<b>-</b>	<b>(8.37)</b>	<b>16.49</b>
<b>5 Profit before tax (3 + 4)</b>	<b>105.81</b>	<b>90.88</b>	<b>63.33</b>	<b>269.68</b>	<b>244.74</b>
<b>6 Tax expense :</b>					
Current tax	26.27	21.99	13.94	70.62	64.60
Deferred tax	1.42	2.39	(4.11)	1.66	(7.75)
<b>Total Tax expense (6)</b>	<b>27.69</b>	<b>24.38</b>	<b>9.83</b>	<b>72.28</b>	<b>56.85</b>
<b>7 Net Profit / (Loss) for the period (5 - 6)</b>	<b>78.12</b>	<b>66.50</b>	<b>53.50</b>	<b>197.40</b>	<b>187.89</b>
<b>8 Other Comprehensive Income / (Expense)</b>					
<b>Other comprehensive income to be reclassified to profit or loss in the subsequent periods (A) :</b>					
Exchange differences in translating the financial statements of a foreign operation	0.03	0.01	(0.17)	0.04	0.05
Income tax effect on above	-	-	-	-	-
<b>Total (A)</b>	<b>0.03</b>	<b>0.01</b>	<b>(0.17)</b>	<b>0.04</b>	<b>0.05</b>
<b>Other comprehensive income not to be reclassified to profit or loss in subsequent periods (B):</b>					
Re-measurement gains / (losses) on defined benefit plans and income tax effect on above	5.34	0.30	(1.12)	6.22	(2.92)
<b>Subtotal (a)</b>	<b>3.99</b>	<b>0.23</b>	<b>(0.79)</b>	<b>4.65</b>	<b>(2.19)</b>
Net gain / (loss) on FVOCI equity instruments	0.05	-	-	0.05	-
Income tax effect on above	(0.01)	-	-	(0.01)	-
<b>Subtotal (b)</b>	<b>0.04</b>	<b>-</b>	<b>-</b>	<b>0.04</b>	<b>-</b>
<b>Total (B)</b>	<b>4.03</b>	<b>0.23</b>	<b>(0.79)</b>	<b>4.69</b>	<b>(2.19)</b>
<b>Total other comprehensive income for the year, net of tax (8)</b>	<b>4.06</b>	<b>0.24</b>	<b>(0.96)</b>	<b>4.73</b>	<b>(2.14)</b>
<b>9 Total comprehensive income for the year, net of tax (7 + 8)</b>	<b>82.18</b>	<b>66.74</b>	<b>52.54</b>	<b>202.13</b>	<b>185.75</b>
<b>10 Profit for the period attributable to:</b>					
a) Owners of the Company	78.04	66.25	52.69	194.96	185.18
b) Non-controlling interest	0.08	0.25	0.81	2.44	2.71
<b>11 Other comprehensive income for the period attributable to:</b>					
a) Owners of the Company	4.02	0.25	(0.90)	4.72	(2.09)
b) Non-controlling interest	0.04	(0.01)	(0.06)	0.01	(0.05)
<b>12 Total comprehensive income for the period attributable to:</b>					
a) Owners of the Company	82.06	66.51	51.79	199.68	183.09
b) Non-controlling interest	0.12	0.23	0.75	2.45	2.66
<b>13 Paid-up equity share capital (Face value of ₹ 2 each)</b>	<b>28.92</b>	<b>28.92</b>	<b>28.92</b>	<b>28.92</b>	<b>28.92</b>
<b>14 Other Equity</b>				<b>1,893.22</b>	<b>1,716.24</b>
<b>15 Basic EPS ( ₹ ) (Face value of ₹ 2 each) [not annualized]</b>	<b>5.40</b>	<b>4.59</b>	<b>3.64</b>	<b>13.48</b>	<b>12.81</b>
<b>16 Diluted EPS ( ₹ ) (Face value of ₹ 2 each) [not annualized]</b>	<b>5.40</b>	<b>4.59</b>	<b>3.64</b>	<b>13.48</b>	<b>12.81</b>

Contd...2



## Notes:

- 1 The Parent Company operates in single reportable segment namely 'Engines'. However at consolidated level the Group has identified three reportable segments namely 'Engines', 'Electric Pumps' and 'Financial Services'. The identification of operating segments is consistent with performance assessment and resource allocation by the management. The Consolidated Statement of Segment wise Revenue, Results, Assets and Liabilities are as under:

( ₹ in Crores )

Particulars	Consolidated				
	Quarter ended			Year ended	
	31-03-2021	31-12-2020	31-03-2020	31-03-2021	31-03-2020
	Audited	Unaudited	Audited	Audited	Audited
<b>SEGMENT REVENUE</b>					
Engines	818.25	710.89	662.13	2390.93	2655.43
Electric Pumps	186.69	168.65	118.38	622.29	541.16
Financial Services	33.01	29.17	16.24	101.64	48.20
Others	48.74	50.10	29.51	180.16	132.86
Unallocated	0.48	(0.16)	0.54	1.08	1.80
<b>REVENUE FROM OPERATIONS</b>	<b>1087.17</b>	<b>958.65</b>	<b>826.80</b>	<b>3296.10</b>	<b>3379.45</b>
<b>SEGMENT RESULTS</b>					
Engines	106.44	81.00	61.50	236.71	206.08
Electric Pumps	4.48	5.84	0.30	25.23	20.69
Financial Services	19.93	19.05	5.86	60.62	12.83
Others	(0.36)	1.48	(3.26)	1.96	(14.88)
Unallocated	0.54	(0.25)	4.09	3.65	17.74
Total	<b>131.03</b>	<b>107.12</b>	<b>68.49</b>	<b>328.17</b>	<b>242.46</b>
Less:					
(i) Finance Cost	16.85	16.24	5.16	50.12	14.21
(ii) Exceptional Item	8.37	-	-	8.37	(16.49)
<b>Profit Before Tax</b>	<b>105.81</b>	<b>90.88</b>	<b>63.33</b>	<b>269.68</b>	<b>244.74</b>
<b>SEGMENT ASSETS</b>					
Engines	1144.45	1059.30	1175.74	1144.45	1175.74
Electric Pumps	525.48	495.05	486.46	525.48	486.46
Financial Services	1365.90	1183.03	617.47	1365.90	617.47
Others	77.04	67.24	66.69	77.04	66.69
Unallocated assets	687.87	773.51	415.53	687.87	415.53
<b>TOTAL ASSETS</b>	<b>3800.74</b>	<b>3578.13</b>	<b>2761.89</b>	<b>3800.74</b>	<b>2761.89</b>
<b>SEGMENT LIABILITIES</b>					
Engines	658.06	585.05	496.90	658.06	496.90
Electric Pumps	239.78	215.12	202.40	239.78	202.40
Financial Services	692.55	594.39	88.18	692.55	88.18
Others	52.50	49.29	69.05	52.50	69.05
Unallocated Liabilities	235.71	278.02	160.20	235.71	160.20
<b>TOTAL LIABILITIES</b>	<b>1878.60</b>	<b>1721.87</b>	<b>1016.73</b>	<b>1878.60</b>	<b>1016.73</b>

Contd...3



(₹ in Crores)

Particulars	Consolidated	
	As at 31-03-2021	As at 31-03-2020
	Audited	Audited
<b>ASSETS</b>		
<b>I. Non-current assets</b>		
(a) Property, plant and equipment	387.86	352.32
(b) Capital work-in-progress	31.65	30.32
(c) Right-of-use assets	23.72	24.94
(d) Goodwill	184.50	184.50
(e) Other Intangible assets	102.19	61.02
(f) Intangible assets under development	23.20	47.45
(g) Financial assets		
(i) Investments	47.90	74.33
(ii) Receivables of Financial Service Business	614.49	181.13
(iii) Loans	0.22	0.28
(iv) Other financial assets	45.55	49.42
(h) Deferred tax assets (net)	4.04	3.02
(i) Other non-current assets	42.65	73.46
<b>Sub-total - Non-current assets</b>	<b>1,507.97</b>	<b>1,082.19</b>
<b>II. Current assets</b>		
(a) Inventories	379.47	405.77
(b) Financial assets		
(i) Investments	785.68	358.29
(ii) Trade receivables	438.57	412.10
(iii) Cash and cash equivalents	246.05	128.34
(iv) Bank balance other than (iii) above	12.26	14.25
(v) Receivables of Financial Service Business	291.87	180.75
(vi) Loans	0.11	0.26
(vii) Other financial assets	54.68	63.42
(c) Assets held for sale	-	0.12
(d) Current tax assets (net)	0.93	0.64
(e) Other current assets	83.15	115.76
<b>Sub-total - Current assets</b>	<b>2,292.77</b>	<b>1,679.70</b>
<b>TOTAL - ASSETS</b>	<b>3,800.74</b>	<b>2,761.89</b>
<b>EQUITY AND LIABILITIES</b>		
<b>Equity</b>		
(a) Equity share capital	28.92	28.92
(b) Other equity		
(i) Capital redemption reserve	0.20	0.20
(ii) General reserve	608.39	608.39
(iii) Statutory reserve	4.60	1.22
(iv) Employee Stock Option Reserve	7.28	4.72
(v) Retained earnings	1,272.36	1,101.40
(vi) OCI Reserve (Representing FV Changes of Equity Instruments designated through OCI)	0.04	-
(vii) Reserves representing unrealised gains/ losses	0.35	0.31
<b>Sub-total - Equity</b>	<b>1,922.14</b>	<b>1,745.16</b>
<b>LIABILITIES</b>		
<b>I. Non-current liabilities</b>		
(a) Financial liabilities		
(i) Borrowings	416.99	64.44
(ii) Lease Liabilities	6.89	7.51
(iii) Other financial liabilities	133.03	129.33
(b) Provisions	30.78	35.73
(c) Deferred tax liabilities (net)	19.37	15.14
(d) Other non-current liabilities	19.13	16.58
<b>Sub-total - Non-current liabilities</b>	<b>626.19</b>	<b>268.73</b>
<b>II. Current liabilities</b>		
(a) Financial liabilities		
(i) Borrowings	269.85	84.92
(ii) Trade and other payables		
a) total outstanding dues of micro enterprises and small enterprises	133.50	55.96
b) total outstanding dues of creditors other than micro enterprises and small enterprises	460.70	357.61
(iii) Lease liabilities	3.87	2.37
(iv) Other financial liabilities	249.42	90.57
(b) Other current liabilities	61.32	86.83
(c) Provisions	73.46	69.04
(d) Government grants	0.29	0.70
<b>Sub-total - Current liabilities</b>	<b>1,252.41</b>	<b>748.00</b>
<b>TOTAL - EQUITY AND LIABILITIES</b>	<b>3,800.74</b>	<b>2,761.89</b>

Contd...4



## 3 Statement of Cash Flow

( ₹ In Crores )

Particulars	Consolidated	
	As at 31-03-2021	As at 31-03-2020
	Audited	Audited
<b>CASH FLOW FROM OPERATING ACTIVITIES</b>	<b>269.68</b>	<b>244.74</b>
Profit before Tax		
<i>Adjustments to reconcile profit before tax to net cash flows:</i>		
<b>Add:</b>		
Depreciation and Amortisation	83.98	87.34
Inventories written down	0.50	5.94
Bad debts and irrecoverable balances written off	2.38	2.93
Provision for doubtful debts and advances (net) (Including expected credit loss)	2.21	6.89
Loss/ (Profit) on Revalorisation on Imports Payable	(0.11)	0.30
Loss on Revalorisation on Forex Loans	0.28	1.17
Provisions for share based payments	2.56	4.72
Unrealised Exchange Differences in translating the financial statements of a foreign operation	1.18	0.05
Exceptional Items (VRS)	8.37	-
Finance cost	34.72	14.21
Amortisation of rent expenses	0.75	1.42
	<b>136.82</b>	<b>124.97</b>
<b>Less:</b>		
Net Profit on disposal of property, plant & Equipment	0.13	(2.77)
Profit on Revalorisation on Exports Receivable	2.22	3.81
Amortised discount income on commercial paper	4.96	7.42
Interest received on debt instrument	19.74	5.40
Profit / ( Loss ) on sale of mutual fund investment at FVTPL (net)	12.59	24.03
Marked to Market gain on Investments measured at FVTPL including of financial service business	1.13	0.25
Interest Income and Unwinding of interest on deposits & Government Grant (Subsidy receivable under PSI scheme, 2001)	6.36	3.93
Exceptional Items (Profit on sale of leasehold Property)	-	16.49
Sundry Credit Balances Appropriated	0.55	3.70
Provisions no longer required written back	3.73	3.52
Revenue from deferred EPCG Income	0.41	0.15
Dividend received	0.00	0.00
	<b>51.82</b>	<b>65.93</b>
<b>Operating Profit before working capital changes</b>	<b>354.68</b>	<b>303.78</b>
<i>Working Capital Adjustments</i>		
(Increase) / Decrease in Government Grant Receivables	21.21	6.19
(Increase) / Decrease in Trade and Other Receivables	9.34	129.78
(Increase) / Decrease in Receivables of Financial Service Business	(546.68)	(363.14)
(Increase) / Decrease in Inventories	25.80	(102.13)
Increase / ( Decrease ) in Trade and other Payables	168.77	(24.14)
Increase / ( Decrease ) in Provisions	(2.89)	2.79
	<b>(324.45)</b>	<b>(350.65)</b>
<b>Net Cash generated from operations</b>	<b>30.23</b>	<b>(46.87)</b>
Direct taxes paid (net of refunds)	(46.26)	(77.30)
<b>NET CASH FLOW FROM OPERATING ACTIVITIES</b>	<b>(16.03)</b>	<b>(124.17)</b>
<b>CASH FLOW FROM INVESTING ACTIVITIES</b>		
<b>Add :</b>		
Proceeds from sale of PPE & other intangible assets including advance	1.02	1.07
Commission on sale of leasehold Property	-	(0.38)
Proceeds from Sale of Investments ( Net )	(362.50)	310.80
Interest received on debt instrument	1.76	5.24
Dividend received	0.00	0.00
Investment in equity Instrument of other than subsidiary companies	-	(0.49)
Payments for Purchase of Property, Plant and Equipment	(105.49)	(82.89)
<b>NET CASH GENERATED FROM INVESTING ACTIVITIES</b>	<b>(465.21)</b>	<b>233.35</b>
<b>CASH FLOW FROM FINANCING ACTIVITIES</b>		
Payment for lease liabilities	(5.43)	(3.10)
Finance cost	(27.55)	(13.35)
Proceeds from bill discounting & borrowings (Net)	1,082.29	177.50
(Repayment) of bill discounting & borrowings	(428.67)	(89.81)
Stamp duty paid on right issue by subsidiary company (Arka Fincap Limited)	-	(0.50)
Final and Interim Dividend Paid	(21.69)	(94.00)
Tax on Final and Interim Dividend	-	(19.32)
<b>NET CASH USED IN FINANCING ACTIVITY</b>	<b>598.95</b>	<b>(42.58)</b>
<b>Net increase / (decrease) in cash and cash equivalents</b>	<b>117.71</b>	<b>66.60</b>
<b>Opening Cash and Cash equivalents</b>	<b>128.34</b>	<b>61.74</b>
<b>Closing Cash and Cash equivalents</b>	<b>246.05</b>	<b>128.34</b>

Contd...5



- 4 As per IND AS 108 "Operating Segments", The Group has reported 'Segment Information' as described below:-
- Engines - The Engines segment includes production, sales and services of Engines, Gensets and spares parts.
  - Electric Pumps - The Electric Pumps segment includes production, sales and services of Electric Pumps.
  - Financial Services - This segment includes operations of rendering financial services through wholly owned NBFC subsidiary ARKA Fincap Limited. (formerly known as Kirloskar Capital Limited)
  - Other Segments - This represents other operating business segments which are not separately reportable as per IND AS criterion.
  - Unallocable - Unallocable comprises of assets, liabilities, revenue and expenses which are not directly related with any of operating segments.
- 5 The above statement has been prepared in accordance with The Companies (Indian Accounting Standards) Rules, 2015 (Ind AS) prescribed under section 133 of The Companies Act, 2013 and other recognised accounting practices and policies to the extent applicable.
- 6 During the quarter ended 31st March 2021, the Parent Company has invested towards the last call of Rs. 45.39 Crores of Rights Issue for equity shares of Arka Fincap Limited. With this the total approved investment of Rs. 124.82 Crores in Financial Year 2020-21 is completed. Further the Parent Company also invested in 8% cumulative redeemable preference shares of La-Gajjar Machinerles Private Limited of Rs. 8.5 Crores on right issue basis.
- 7 The members of the Parent Company in the Annual General Meeting held on 9th August 2019 approved Employee Stock Option Plans (ESOP) for issue of maximum 14,00,000 employee stock options ("Options") representing 14,00,000 Equity shares of Rs. 2/- each. Pursuant to authority delegated by the Board of Directors and members of the Parent Company, the Nomination and Remuneration Committee, in its meeting held on 5th March 2021 has approved the grant of 9,40,000 Options to eligible employees of the Parent Company.
- 8 During the quarter, the Parent Company has implemented "Voluntary Retirement Scheme 2021" (the VRS Scheme) for its workers. The total VRS compensation amounting to Rs 8.37 Crores is charged to Profit and Loss statement under the head "Exceptional Item of Expenses". (Previous Year: The Exceptional Item of Income of Rs. 16.49 Crores represents profit on sale of property situated at MIDC Industrial Estate, Nagapur, Ahmednagar, Maharashtra).
- 9 The Group has considered the possible effects that may result from COVID-19 in the preparation of these financial results including recovering of carrying amounts of financial and non-financial assets. In developing the assumptions relating to the possible future uncertainties in the global economic conditions because of COVID- 19, the Group has at the date of approval of financial results, used internal and external sources of information and expects that the carrying amount of the assets will be recovered. The Impact of COVID-19 on the Group's financial results may differ from that estimated as at the date of approval of the same.
- 10 The Consolidated Financials Results includes the results of following Subsidiaries:-
- La-Gajjar Machinerles Private Limited
  - ARKA Fincap Limited (Formerly known as Kirloskar Capital Limited)
  - KOEL Americas Corp.
  - Optiqua Pipes and Electricals Private Limited (100% Subsidiary of La-Gajjar Machinerles Private Limited)
- 11 The figures for the quarter ended 31st March 2021 are balancing figures between audited figures in respect of full financial year ended 31st March 2021 and the published year to date figures upto the third quarter ended 31st December 2020, which have been regrouped / rearranged wherever necessary. Further the figures for the previous periods have been regrouped wherever required to make them comparable with those of the current period.
- 12 The results for the quarter and year ended 31st March 2021 are reviewed and recommended by the Audit Committee and approved by the Board of Directors of the Parent Company in their respective meetings held on 13th May 2021.
- 13 During the quarter, the Board of Parent Company at its meeting held on 5th March 2021 had declared an Interim Dividend of Rs. 1.5/- (75%) per equity share of Rs. 2/- each for the year ended 31st March 2021, which was paid to all the eligible shareholders on 31st March 2021. Further the Board of Directors of Parent Company has recommended a Final Dividend of Rs. 2.5/- (125%) per equity share of Rs 2/- each.

Registered Office:  
Laxmanrao Kirloskar Road,  
Khadki, Pune - 411 003

Place : Pune  
Date : 13th May 2021



For Kirloskar Oil Engines Limited

SANJEEV NIMKAR  
Managing Director  
DIN:07869394

**Independent Auditor's Report on the Quarterly and Annual Consolidated financial results Pursuant to the Regulation 33 of the SEBI (Listing Obligations and Disclosure Requirements) Regulations, 2015, as amended**

**To,**  
**The Board of Directors of**  
**Kirloskar Oil Engines Limited**

**Report on the audit of the Consolidated Financial Results**

**Opinion**

We have audited the accompanying Consolidated Quarterly and annual financial results of Kirloskar Oil Engines Limited (hereinafter referred to as the "Holding Company"), its subsidiaries (Holding Company and its subsidiaries together referred to as "the Group"), for the quarter and year ended March 31, 2021 attached herewith, being submitted by the Holding Company pursuant to the requirement of Regulation 33 of the SEBI (Listing Obligations and Disclosure Requirements) Regulations, 2015, as amended ("Listing Regulations").

In our opinion and to the best of our information and according to the explanations given to us and based on the consideration of report of other auditor on separate audited financial statements / financial information of the subsidiaries the aforesaid consolidated financial results:

- i. include the annual financial results of the following entities,
  - a. La- Gajjar Machineries Private Limited
  - b. Arka Fincap Limited (Formerly known as Kirloskar Capital Limited)
  - c. KOEL Americas Corp.
- ii. are presented in accordance with the requirements of Regulation 33 of the Listing Regulations in this regard; and
- iii. give a true and fair view in conformity with the applicable accounting standards, and other accounting principles generally accepted in India, of consolidated total comprehensive income (comprising of net profit and other comprehensive income) and other financial information of the Group for the Quarter and year ended March 31, 2021.

**Basis for Opinion**

We conducted our audit in accordance with the Standards on Auditing (SAs) specified under section 143(10) of the Companies Act, 2013 ("Act") as amended. Our responsibilities under those Standards are further described in the Auditor's Responsibilities for the Audit of the Consolidated Financial Results section of our report. We are independent of the Group in accordance with the Code of Ethics issued by the Institute of Chartered Accountants of India together with the ethical requirements that are relevant to our audit of the financial statements under the provisions of the Act and the Rules thereunder, and we have fulfilled our other ethical responsibilities in accordance with these requirements and the Code of Ethics. We believe that the

**Offices at: Mumbai | Kolhapur | Belgaum | Hubli | Dharwad | Bengaluru**  
M/s P.G. Bhagwat a partnership firm was converted and incorporated as Limited Liability Partnership from the 28<sup>th</sup> September 2020



audit evidence obtained by us and other auditors in terms of their reports referred to in "Other Matter" paragraph below, is sufficient and appropriate to provide a basis for our opinion.

#### **Management's Responsibilities for the Consolidated Financial Results**

These quarterly as well as annual financial results have been prepared on the basis of the consolidated financial statements.

The Holding Company's Board of Directors are responsible for the preparation and presentation of these consolidated financial results that give a true and fair view of the net profit and other comprehensive loss and other financial information of the Group in accordance with the Indian Accounting Standards prescribed under Section 133 of the Act read with relevant rules issued thereunder and other accounting principles generally accepted in India and in compliance with Regulation 33 of the Listing Regulations. The respective Board of Directors of the companies included in the Group are responsible for maintenance of adequate accounting records in accordance with the provisions of the Act for safeguarding of the assets of the Group and for preventing and detecting frauds and other irregularities; selection and application of appropriate accounting policies; making judgments and estimates that are reasonable and prudent; and the design, implementation and maintenance of adequate internal financial controls, that were operating effectively for ensuring accuracy and completeness of the accounting records, relevant to the preparation and presentation of the consolidated financial results that give a true and fair view and are free from material misstatement, whether due to fraud or error, which have been used for the purpose of preparation of the consolidated financial results by the Directors of the Holding Company, as aforesaid.

In preparing the consolidated financial results, the respective Board of Directors of the companies included in the Group, are responsible for assessing the ability of the Group to continue as a going concern, disclosing, as applicable, matters related to going concern and using the going concern basis of accounting unless the respective Board of Directors either intends to liquidate the Group or to cease operations, or has no realistic alternative but to do so.

The respective Board of Directors of the companies included in the Group are responsible for overseeing the financial reporting process of the Group.

#### **Auditor's Responsibilities for the Audit of the Consolidated Financial Results**

Our objectives are to obtain reasonable assurance about whether the consolidated financial results as a whole are free from material misstatement, whether due to fraud or error, and to issue an auditor's report that includes our opinion. Reasonable assurance is a high level of assurance, but is not a guarantee that an audit conducted in accordance with SAs will always detect a material misstatement when it exists. Misstatements can arise from fraud or error and are considered material if, individually or in the aggregate, they could reasonably be expected to influence the economic decisions of users taken on the basis of these consolidated financial results.

As part of an audit in accordance with SAs, we exercise professional judgment and maintain professional skepticism throughout the audit. We also:

- Identify and assess the risks of material misstatement of the consolidated financial results, whether due to fraud or error, design and perform audit procedures responsive to those risks, and obtain audit evidence that is sufficient and appropriate to provide a basis for our opinion. The risk of not detecting a material misstatement resulting from fraud is higher than for one resulting from error, as fraud may involve collusion, forgery, intentional omissions, misrepresentations, or the override of internal control.

M/s P.G. Bhagwat a partnership firm was converted and incorporated as LLP from 28<sup>th</sup> September 2020





- Obtain an understanding of internal control relevant to the audit in order to design audit procedures that are appropriate in the circumstances. Under Section 143(3) (i) of the Act, we are also responsible for expressing our opinion on whether the Holding Company has adequate internal financial controls with reference to financial statements in place and the operating effectiveness of such controls.
- Evaluate the appropriateness of accounting policies used and the reasonableness of accounting estimates and related disclosures made by the Board of Directors.
- Conclude on the appropriateness of the Board of Directors use of the going concern basis of accounting and, based on the audit evidence obtained, whether a material uncertainty exists related to events or conditions that may cast significant doubt on the ability of the Group to continue as a going concern. If we conclude that a material uncertainty exists, we are required to draw attention in our auditor's report to the related disclosures in the consolidated financial results or, if such disclosures are inadequate, to modify our opinion. Our conclusions are based on the audit evidence obtained up to the date of our auditor's report. However, future events or conditions may cause the Group to cease to continue as a going concern.
- Evaluate the overall presentation, structure and content of the consolidated financial results, including the disclosures, and whether the consolidated financial results represent the underlying transactions and events in a manner that achieves fair presentation.
- Obtain sufficient appropriate audit evidence regarding the financial statements/financial information of the entities within the Group to express an opinion on the consolidated Financial Results. We are responsible for the direction, supervision and performance of the audit of financial information of such entities included in the consolidated financial results of which we are the independent auditors. For the other entity included in the consolidated Financial Results, which have been audited by other auditor, such other auditor remain responsible for the direction, supervision and performance of the audits carried out by them. We remain solely responsible for our audit opinion.

We communicate with those charged with governance of the Holding Company and such other entity included in the consolidated financial results of which we are the independent auditors regarding, among other matters, the planned scope and timing of the audit and significant audit findings, including any significant deficiencies in internal control that we identify during our audit.

We also provide those charged with governance with a statement that we have complied with relevant ethical requirements regarding independence, and to communicate with them all relationships and other matters that may reasonably be thought to bear on our independence, and where applicable, related safeguards.

We also performed procedures in accordance with the circular issued by the SEBI under Regulation 33(8) of the Listing Regulations, as amended, to the extent applicable.

#### **Other Matters**

The consolidated Financial Results include the audited Financial Results of one subsidiary whose standalone financial statements reflect Group's share of total assets of Rs. 1365.90 Crores as at March 31, 2021, Group's share of total revenue of Rs. 32.82 Crores and Rs 101.64 Crores and Group's share of total net profit after tax of Rs. 4.82 Crores and Rs. 16.88 Crores, and total comprehensive income of Rs 4.91 crores 16.97 crores for the quarter and year ended March 31, 2021 respectively, as considered in the consolidated Financial Results,

**P G BHAGWAT LLP**  
Chartered Accountants  
LLPIN: AAT:9949

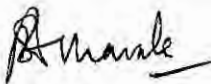
which have been audited by its respective independent auditor. The independent auditor's report on standalone financial statements of this entity have been furnished to us and our opinion on the consolidated Financial Results, in so far as it relates to the amounts and disclosures included in respect of this entity, is based solely on the report of such auditor and the procedures performed by us are as stated in paragraph above.

The consolidated Financial Results include the unaudited Financial Results of one subsidiary, whose financial statements/ financial information reflect Group's share of total assets of Rs. 20.63 Crores as at March 31, 2021, Group's share of total revenue of Rs. 7.77 Crores and Rs. 28.24 Crores and Group's share of total net profit after tax of Rs. 0.56 Crores and Rs. 0.54 Crores and total comprehensive income of Rs 0.59 crores 0.58 crores for the quarter and year ended March 31, 2021 respectively, as considered in the consolidated Financial Results. This unaudited financial statements/financial information have been furnished to us by the Board of Directors and our opinion on the consolidated Financial Results, in so far as it relates to the amounts and disclosures included in respect of this subsidiary is based solely on such unaudited financial statements/financial information. In our opinion and according to the information and explanations given to us by the Board of Directors, these financial statements/financial information are not material to the Group.

Our opinion on the consolidated Financial Results is not modified in respect of the above matters with respect to our reliance on the work done and the report of the other auditor and the Financial statements/financial information certified by the Board of Directors.

The quarterly consolidated financial results for the period ended March 31, 2021 are the derived figures between the audited figures in respect of the year ended March 31, 2021 and the published year-to-date figures up to December 31, 2020, being the date of the end of the third quarter of the current financial year, which were subjected to limited review as required under Regulation 33 of the SEBI (Listing Obligations and Disclosure Requirements) Regulations, 2015.

For P G BHAGWAT LLP  
Chartered Accountants  
FRN : 101118W / W100682



**Sanjay Athavale**  
Partner  
Membership No. 83374  
Pune : 13.05.2021



UDIN : 21083374AAAAC K 56 76



Enriching Lives

## KIRLOSKAR OIL ENGINES LIMITED

A Kirloskar Group Company

Date: 13<sup>th</sup> May 2021

BSE Scrip Code: **533293**

NSE Scrip Code: **KIRLOSENG**

To  
Corporate Relationship Department  
BSE Limited  
1st Floor, Rotunda Building,  
Dalal Street, Fort,  
Mumbai – 400 001

To  
Listing Department  
National Stock Exchange of India Ltd.  
Exchange Plaza, C -1, Block G,  
Bandra-Kurla Complex, Bandra (E),  
Mumbai – 400 051

Dear Sir/Madam,


### **Subject: Declaration in respect of Audit Report with unmodified opinion**

Pursuant to the provisions of the Regulation 33(3) (d) of the SEBI (Listing Obligations and Disclosure Requirements) Regulations, 2015 and as amended read with the SEBI Circular No. CIR/CFD/CMD/56/2016 dated 27<sup>th</sup> May 2016, we hereby state that the Statutory Auditors of the Company P. G. Bhagwat LLP, Pune (having LLPIN is AAT-9949), Statutory Auditors of the Company, Chartered Accountants, (Firm Registration Number 101118W/W100682), have issued an Audit Report with unmodified opinion, on the Standalone Audited financial results of the Company, for the quarter and year ended 31<sup>st</sup> March 2021 and Consolidated Audited financial results of the Company, for the quarter and year ended 31<sup>st</sup> March 2021.

You are requested to take the same on your record.

Thanking you,

Yours faithfully,  
For Kirloskar Oil Engines Limited

  
Pawan Kumar Agarwal  
Chief Financial Officer

