

OGL/ND/2023

May 26, 2023

The Manager
National Stock Exchange of India Ltd.
Exchange Plaza, Bandra-Kurla Complex,
Bandra (East)
Mumbai - 400051
Email: cmist@nse.co.in
Scrip Code: OSWALGREEN

The Manager
BSE Ltd.
Department of Corporate Services
Floor 25, P J Towers, Dalal Street,
Mumbai - 400001
Email: corp.relations@bseindia.com
Scrip Code: 539290

Sub: Submission of newspaper publications

Dear Sir,

Please find enclosed herewith newspaper publications for publication of audited financial results for the year ended March 31, 2023 published in the following newspapers:

1. Business Standard (National daily newspaper) on May 26, 2023;
2. Ajit (Regional daily newspaper) on May 26, 2023.

This is for your information and records.

Yours faithfully,
For Oswal Greentech Limited


Sonal Malhotra
Company Secretary & Compliance Officer

Encl: A/a

Triveni

ENGINEERING & INDUSTRIES LTD.

Statement of Consolidated Audited Financial Results for the Quarter and Year ended March 31, 2023

(₹ in lakhs, except per share data)

Particulars	3 Months ended		Year ended	
	31-Mar-2023 (Audited)	31-Mar-2022 (Audited)	31-Mar-2023 (Audited)	31-Mar-2022 (Audited)
Total Income from operations	181829	119212	631010	469404
Net Profit/(Loss) for the period (before tax and Exceptional items)	25057	15012	56244	58046
Net Profit/(Loss) for the period before tax (after Exceptional items)	25057	14341	196364	57375
Net Profit/(Loss) for the period after tax (after Exceptional items)	19031	10917	179180	42406
Total comprehensive income for the period [Comprising Profit/(loss) for the period (after tax) and other comprehensive income (after tax)]	18781	10947	178805	42960
Equity share capital	2189	2418	2189	2418
Other equity			264336	188867
Earnings/(loss) per share of ₹ 1/- each (not annualised)				
(a) Basic (in ₹)	8.08	4.52	74.58	17.54
(b) Diluted (in ₹)	8.08	4.52	74.58	17.54

Notes:

1. Summarised Standalone Audited Financial Performance of the Company is as under:

(₹ in lakhs)

Particulars	3 Months ended		Year ended	
	31-Mar-2023 (Audited)	31-Mar-2022 (Audited)	31-Mar-2023 (Audited)	31-Mar-2022 (Audited)
Total Income from operations	181770	118738	630690	467744
Profit/(loss) before tax (after exceptional items)	24926	13369	213913	51996
Profit/(loss) after tax (after exceptional items)	18958	10174	192401	38216
Total comprehensive income	18708	10207	192082	38339

2. The above is an extract of the detailed format of Financial Results for the quarter and year ended March 31, 2023 filed with the Stock Exchanges under Regulation 33 of the SEBI (LODR) Regulations, 2015. The full format of the Financial Results for the quarter and year ended March 31, 2023 are available on the websites of Stock Exchange(s) (www.bseindia.com and www.nseindia.com) and on the website of Company (www.trivenigroup.com).

3. The Board of Directors of the Company has recommended a dividend of 325% (i.e. ₹ 3.25 per equity share of the face value of ₹ 1 each), which is subject to the shareholder's approval in the ensuing annual general meeting.

For Triveni Engineering & Industries Limited

Place: Noida

Date: May 25, 2023

Dhruv M. Sawhney

Chairman & Managing Director

Regd. Office: A-44, Hosiery Complex, Phase-II Extension, Noida, Uttar Pradesh - 201 305


Corp. Office: 8th Floor, Express Trade Towers, 15-16, Sector-16A, Noida, U.P - 201 301

Website: www.trivenigroup.com | CIN: L15421UP1932PLC022174

#BSMorningShow



How do nine years of Modi govt stack up?



What does EU's Meta fine mean for big tech in India?



Will LIC stock become a wealth creator for investors?



presents

THE BUSINESS STANDARD MORNING SHOW

Mon - Fri | 8am

Get the answers in today's episode

Visit mybs.in/MorningShow or scan this code to watch.

business.standard bsindia

business-standard.com



Oswal Greentech Limited

CIN: L24112PB1981PLC031099

Corporate Office : 7th Floor, Antriksh Bhawan, 22, Kasturba Gandhi Marg, New Delhi-110001Extract of the Audited Standalone Financial Results for the Quarter and Year ended 31st March, 2023

(Amount in ₹ Lakh)

Particulars	Standalone				
	Quarter Ended		Year Ended		
	31.03.2023 (Audited)	31.12.2022 (Unaudited)	31.03.2022 (Audited)	31.03.2023 (Audited)	31.03.2022 (Audited)
Total Income from Operations	512.06	429.96	406.73	2,049.88	2,401.48
Net Profit/(Loss) for the period/year (before tax)	1,314.78	1,253.08	1,694.73	5,825.23	6,118.91
Net Profit/(Loss) for the period/year after tax	538.99	834.44	1,268.96	3,787.83	4,605.34
Total Comprehensive income for the period/year [comprising profit/(loss) for the period/year (after tax) and Other comprehensive income (after tax)]	498.20	848.00	1,323.15	3,787.91	4,659.82
Paid up Equity Share Capital (Face Value of ₹10/- each)	25,680.92	25,680.92	25,680.92	25,680.92	25,680.92
Other equity (excluding revaluation reserves) as shown in the Audited Balance Sheet	-	-	-	2,22,600.87	2,22,665.10
Basic and Diluted Earnings per share (Face Value of ₹10/- each)	0.21	0.32	0.49	1.47	1.79

Note:- The above is an extract of the detailed format of the Quarterly and Year ended Standalone Audited Financial results filed with the stock exchanges under Regulation 33 of the SEBI (Listing Obligations and Disclosure Requirements), Regulations, 2015. The full format of the Financial results are available on the stock exchange website www.bseindia.com and www.nseindia.com and also on the Company's website www.oswalgreens.com. Figures for the quarters ended 31 March 2023 and 31 March 2022 are the balancing figures between audited figures for the full financial year and the reviewed year to date figures upto the third quarter of the respective financial years

For Oswal Greentech Limited

sd/-

Anil Kumar Bhalla

CEO and Managing Director

DIN: 00587533

Date:- 25.05.2023

Place:- New Delhi

Regd. Office : Near Jain Colony, Vijay Inder Nagar, Daba Road, Ludhiana-141 003 (Punjab)

Contact: 0161-2544238 ; website: www.oswalgreens.com; Email ID: oswal@oswalgreens.com

INDIAN ENERGY EXCHANGE LIMITED

Regd. Off.: 1st Floor, Unit No.1.14(a), Avanta Business Centre Southern Park, D-2, District Centre, Saket, New Delhi-110017, India
CIN: L74999DL2007PLC277039, Website: www.ixindia.com, Ph. No.: +91-0120-464 8100, Fax No. +91-0120-464 8115Extract of the Audited Financial Results for the Quarter and Year Ended 31st March, 2023

Amount in ₹ Lakh

S. No.	Particulars	Consolidated				Standalone			
		Quarter Ended		Year Ended		Quarter Ended		Year Ended	
		31-03-2023 Audited	31-03-2022 Audited	31-03-2023 Audited	31-03-2022 Audited	31-03-2023 Audited	31-03-2022 Audited	31-03-2023 Audited	31-03-2022 Audited
1	Total Income from Operations	12,959	12,844	47,410	48,440	12,955	12,775	47,406	47,788
2	Net Profit for the period (before Tax and Exceptional items)	11,560	10,813	40,182	39,926	11,015	10,653	38,866	39,961
3	Net Profit for the period before tax (after Exceptional items)	11,560	11,410	40,182	40,524	11,015	10,653	38,866	39,961
4	Net Profit for the period after tax (after Exceptional items)	8,834	8,841	30,589	30,864	8,287	8,088	29,270	30,251
5	Total Comprehensive Income for the period [Comprising Profit for the period (after tax) and Other Comprehensive Income (after tax)]	8,840	8,894	30,600	30,873	8,293	8,142	29,281	30,262
6	Equity Share Capital	8,909	8,978	8,909	8,978	8,909	8,978	8,909	8,978
7	Other Equity (excluding Revaluation Reserve) as shown in the Audited Balance Sheet of the previous year	71,001	61,363	71,001	61,363	69,538	61,219	69,538	61,219
8	Earnings Per Share* (of Re. 1/- each)								
	- Basic:	0.99	0.99	3.42	3.45	0.93	0.90	3.27	3.38
	- Diluted:	0.99	0.99	3.42	3.45	0.93	0.90	3.27	3.38

*Not annualised for quarterly results.

Notes:

a. The above is an extract of the detailed format of Standalone and Consolidated Audited Financial Results for the Quarter & Year ended 31 March 2023 filed with the Stock Exchanges under Regulation 33 of the SEBI (Listing Obligations and Disclosure Requirements) Regulations, 2015. The full format of the Quarter Results are available on the websites of the BSE Limited and National Stock Exchange of India Ltd (i.e. www.bseindia.com and www.nseindia.com), and on the website of the Company i.e. www.ixindia.com.

b. The financial results have been reviewed by the Audit Committee at its Meeting held on 25 May 2023 and approved by the Board of Directors at their Meeting held on 25 May 2023.

c. The Board of Directors of the Company have recommended a final dividend of Re.1 per equity share of face value Re.1 each for the financial year ended 31 March 2023, subject to the approval of the Shareholders at the ensuing Annual General Meeting.

For Indian Energy Exchange Limited

Sd/-

Satyanarayan Goel

Chairman & Managing Director

DIN: 02294069


Place: Noida

Date: 25 May 2023

CARYSIL

GERMAN ENGINEERED

GROWTH THROUGH GLOBALIZATION, DIVERSIFICATION & INNOVATION



Extract of the Audited Financial Results (Standalone and Consolidated) for the Quarter and Year ended on March 31, 2023

(Rs. in Lakhs except Earnings Per Share)

Sr. No.	Particulars	Standalone				Consolidated					
		Quarter ended		Year ended		Quarter ended		Year ended			
		31.03.2023 Audited	31.12.2022 Unaudited	31.03.2022 Audited	31.03.2023 Audited	31.03.2022 Audited	31.12.2022 Unaudited	31.03.2023 Audited	31.03.2022 Audited		
1.	Total Income from Operations	7,584.52	6,982.83	11,308.11	33,685.28	40,230.40	14,860.38	13,795.90	14,112.08	59,547.87	49,396.83
2.	Net Profit for the period (before Tax, Exceptional and/or Extraordinary items)	625.13	423.17	1,689.44	3,342.33	6,760.72	1,624.23	1,420.42	2,200.66	6,809.88	8,808.05
3.	Net Profit for the period before tax (after Exceptional and/or Extraordinary items)	625.13	423.17	1,689.44	3,342.33	6,760.72	1,624.23	1,420.42	2,200.66	6,809.88	8,808.05
4.	Net Profit for the period after tax (after Exceptional and/or Extraordinary items)	451.66	388.17	1,252.98	2,568.31	5,152.39	1,250.25	1,213.22	1,653.92	5,283.05	6,525.65
5.	Total Comprehensive Income for the period [Comprising Profit for the period (after tax) and Other Comprehensive Income (after tax)]	452.72	389.86	1,273.51	2,554.42	5,159.17	1,122.74	494.55	1,666.60	5,133.16	6,525.59
6.	Equity Share Capital (Face Value of Rs.2/- each)	535.44	535.44	533.90	535.44	533.90	535.44	535.44	533.90	535.44	533.90
7.	Other Equity				21,827.85	19,498.42				29,802.81	24,835.55
8.	Earnings Per Share (of Rs. 2/- each) (Not annualised)										
	(a) Basic (Rs.):	1.72	1.45	4.69	9.58	19.30	4.84	4.50	6.13	19.59	24.28
	(b) Diluted (Rs.):	1.72	1.47	4.67	9.54	19.22	4.63	4.51	6.09	19.52	24.13

Notes:

a. The above is an extract of the detailed format of the Financial Results for the of Quarter and Financial Year ended March 31, 2023 filed with the Stock Exchanges under Regulation 33 of the SEBI (Listing Obligations and Disclosure Requirements) Regulations, 2015. The full format of the Quarterly Standalone & Consolidated Financial Results for the Quarter and Financial Year ended March 31, 2023 are available on the website of the Stock Exchanges www.bseindia.com and www.nseindia.com and the Company's Website www.acrysilcorporateinfo.com respectively.

b. The Statement has been prepared in accordance with the Indian Accounting Standard (Ind AS) notified under section 133 of the Companies Act, 2013 read with rule 3 of the Companies (Indian Accounting Standard) Rules, 2015 and other relevant provisions of the Act.

c. The above results were reviewed by the Audit Committee and approved by the Board of Directors in their respective meetings held on May 25, 2023.

d. The Board of Directors have recommended a final dividend of Rs. 2 per equity share (i.e. 100% on face value of ₹ 2 each) for the year ended 31 March 2023, subject to necessary approval by the members in the ensuing Annual General Meeting of the Company.

CARYSIL LIMITED

(Formerly Known as Acrysil Limited)

Registered Office: A-702, 7th Floor, Kanakia Wall Street, Chakala,


Andheri Kurla Road, Andheri (East), Mumbai - 400093

Tel: 022 4190 2000, CIN: L26914MH 1987PLC042283

Website: www.acrysilcorporateinfo.com, E-mail: cs.al@carysil.comPlace: Bhubaneswar
Date: May 25, 2023By Order of the Board
For CARYSIL LIMITED
(Formerly Known as Acrysil Limited)CHIRAG A. PAREKH
CHAIRMAN & MANAGING DIRECTOR
(DIN: 00298007)

<- ਵਾਪਸ ਪੇਜ ਤੇ ਪਰਤੇ (/page/20230526/8/5/8_5.cms)

ਖ਼ਬਰ ਸ਼ੇਅਰ ਕਰੋ



ਓਸਵਾਲ ਗਰੀਨਟੈੱਕ ਲਿਮਿਟਡ

(ਸੀ ਆਈ ਐਨ: L24112PB1981PLC031099)

ਕਾਰਪੋਰੇਟ ਦਫ਼ਤਰ: 7ਵੀਂ ਮੰਜ਼ਿਲ, ਅੰਤਰਿਕਸ਼ ਭਵਨ, 22, ਕਸਤੂਰਬਾ ਗਾਂਧੀ ਮਾਰਗ, ਨਵੀਂ ਦਿੱਲੀ-110001

31 ਮਾਰਚ, 2023 ਨੂੰ ਖ਼ਤਮ ਹੋਈ ਤਿਮਾਹੀ ਅਤੇ ਸਾਲ ਲਈ ਅਡਿਟਿਡ ਸਟੇਟਮੈਂਟ ਵਿੱਤੀ ਨਤੀਜਿਆਂ ਦਾ ਸਾਰ
(ਗਾਬੀ ਵ ਲੱਖਾਂ ਵਿਚ)

ਵੇਰਵੇ	ਸਟੇਟਮੈਂਟ				
	ਖ਼ਤਮ ਹੋਈ ਤਿਮਾਹੀ			ਖ਼ਤਮ ਹੋਇਆ ਸਾਲ	
	31.03.2023 (ਅਡਿਟਿਡ)	31.12.2022 (ਅਣਅਡਿਟਿਡ)	31.03.2022 (ਅਡਿਟਿਡ)	31.03.2023 (ਅਡਿਟਿਡ)	31.03.2022 (ਅਡਿਟਿਡ)
ਸੰਚਾਲਨਾਂ ਤੋਂ ਕੁੱਲ ਆਮਦਨ	512.06	429.96	406.73	2,049.88	2,401.46
ਅਰਸਾ/ਸਾਲ (ਟੈਕਸ ਤੋਂ ਪਹਿਲਾਂ) ਲਈ ਨਿਰੋਲ ਲਾਭ/(ਹਾਨੀ)	1,314.78	1,253.08	1,694.73	5,825.23	6,118.91
ਅਰਸਾ/ਸਾਲ ਟੈਕਸ ਤੋਂ ਬਾਅਦ ਲਈ ਨਿਰੋਲ ਲਾਭ/(ਹਾਨੀ)	538.99	834.44	1,268.96	3,787.83	4,605.34
ਅਰਸਾ/ਸਾਲ (ਕਰ ਤੋਂ ਬਾਅਦ) ਲਈ ਅਰਸਾ/ਸਾਲ [ਲਾਭ/(ਹਾਨੀ) ਸ਼ਾਮਿਲ ਅਤੇ ਹੋਰ ਵਿਆਪਕ ਆਮਦਨ (ਕਰ ਤੋਂ ਬਾਅਦ) ਲਈ ਕੁੱਲ ਵਿਆਪਕ ਆਮਦਨ]	498.20	848.00	1,323.15	3,787.91	4,659.82
ਪੇਡਾਐਂਪ ਇਕੁਇਟੀ ਸ਼ੇਅਰ ਕੈਪੀਟਲ (₹ 10/- ਹਰੇਕ ਦੀ ਫੋਸ ਵੈਲਿਊ)	25,680.92	25,680.92	25,680.92	25,680.92	25,680.92
ਆਡਿਟਿਡ ਬੈਲੈਂਸ ਸ਼ੀਟ ਵਿਚ ਦਿਖਾਏ ਅਨੁਸਾਰ ਹੋਰ ਇਕੁਇਟੀ (ਰੀਵੇਲਿਊਏਸ਼ਨ ਰਿਜ਼ਰਵਜ਼ ਨੂੰ ਛੱਡ ਕੇ)	-	-	-	2,22,600.87	2,22,665.10
ਬੇਸਿਕ ਅਤੇ ਡਿਲਿਊਟਿਡ ਅਰਨਿੰਗਜ਼ ਪ੍ਰਤੀ ਸ਼ੇਅਰ (₹ 10/- ਹਰੇਕ ਦੀ ਫੋਸ ਵੈਲਿਊ)	0.21	0.32	0.49	1.47	1.79

ਟਿੱਪਣੀ: ਸੇਬੀ (ਲਿਸਟਿੰਗ ਓਬਲੀਗੇਸ਼ਨ ਐਂਡ ਡਿਸਕਲੋਚਰ ਰਿਊਲਰਿਜ਼ਟਿਓਨ), ਰੇਗੂਲੇਸ਼ਨ 33 ਅਧੀਨ ਸਟਾਕ ਐਕਸਚੇਂਜ ਸਹਿਤ ਵਾਈਲਡ ਤਿਮਾਹੀ ਅਤੇ ਸਾਲਾਨਾ ਖ਼ਤਮ ਹੋਏ ਸਟੇਟਮੈਂਟ ਆਡਿਟਿਡ ਵਿੱਤੀ ਨਤੀਜਿਆਂ ਦਾ ਵਿਸਥਾਰਤ ਵਾਰੰਟ ਦਾ ਸਾਰ ਉੱਪਰ ਉਪਲਬਧ ਹੈ। ਵਿੱਤੀ ਨਤੀਜਿਆਂ ਦਾ ਪੂਰਾ ਵਾਰੰਟ ਸਟਾਕ ਐਕਸਚੇਂਜ ਵੈੱਬਸਾਈਟ www.bseindia.com ਅਤੇ www.nseindia.com ਅਤੇ ਕੰਪਨੀ ਦੀ ਵੈੱਬਸਾਈਟ www.oswalgreens.com 'ਤੇ ਵੀ ਉਪਲਬਧ ਹੈ।

31 ਮਾਰਚ, 2023 ਅਤੇ 31 ਮਾਰਚ, 2022 ਨੂੰ ਖ਼ਤਮ ਹੋਈਆਂ ਤਿਮਾਹੀਆਂ ਦੇ ਅੰਕੜੇ ਪੂਰੇ ਵਿੱਤੀ ਸਾਲ ਦੇ ਆਡਿਟ ਕੀਤੇ ਅੰਕੜਿਆਂ ਅਤੇ ਸੰਬੰਧਿਤ ਵਿੱਤੀ ਸਾਲਾਂ ਦੀ ਤੀਜੀ ਤਿਮਾਹੀ ਤੱਕ ਮਿਤੀ ਅੰਕੜਿਆਂ ਸੰਬੰਧੀ ਸਮੀਖਿਆ ਸਾਲ ਦਰਮਿਆਨ ਸੰਤੁਲਨ ਅੰਕੜੇ ਹਨ।

ਵਜ਼ਾਰੇ ਓਸਵਾਲ ਗਰੀਨਟੈੱਕ ਲਿਮਿਟਡ
ਸਕੀ/-
ਅਨਿਲ ਕੁਮਾਰ ਖੱਲਾ
(ਸੀ ਈ ਓ ਅਤੇ ਮੈਨੇਜਿੰਗ ਡਾਇਰੈਕਟਰ)
ਸੀ ਆਈ ਐਨ: 00587533

ਮਿਤੀ: 25.05.2023
ਸਥਾਨ: ਨਵੀਂ ਦਿੱਲੀ

ਰਜਿ: ਦਫ਼ਤਰ : ਨਜ਼ਦੀਕ ਜੈਨ ਕਾਲੋਨੀ, ਵਿਜੇ ਇੰਦਰ ਨਗਰ, ਭਾਬਾ ਰੋਡ, ਲੁਧਿਆਣਾ-141003 (ਪੰਜਾਬ)
ਸੰਪਰਕ: 0161-2544238, ਵੈੱਬਸਾਈਟ: www.oswalgreens.com; ਈਮੇਲ ਆਈ ਡੀ: oswal@oswalgreens.com

ਰਜਿ: ਨੰ: PB/JL-138/2018-21 ਜਿਲਦ 64, ਬਾਨੀ ਸੰਪਾਦਕ (ਸਵ:) ਡਾ: ਸਾਧੂ ਸਿੰਘ ਹਮਦਰਦ ਫ਼ੋਨ : 0181-2455961-62-63, 5032400, ਫੈਕਸ : 2455960, 2220593, 2222688

ਅਜੀਤ is registered trademark of Sadhu Singh Hamdard Trust.
 Website & Contents Copyright © Sadhu Singh Hamdard Trust, 2002-2021.
 Ajit Newspapers & Broadcasts are Copyright © Sadhu Singh Hamdard Trust.
 The Ajit logo is Copyright © Sadhu Singh Hamdard Trust, 1984.