

SUNDARAM TRADING AND INVESTEMENT PRIVATE LIMITED

CIN U67110MH1976PTC018904

SECT/Sundaram/

September 30, 2021

National Stock Exchange of India Ltd.
Exchange Plaza, Bandra-Kurla Complex
Bandra (E),
Mumbai – 400 051
SYMBOL – BHARATFORG

BSE Limited
Phiroze Jeejeebhoy Tower
Dalal Street, Fort,
Mumbai – 400 001.
Scrip Code – 500493


Reg : BHARAT FORGE LIMITED

Sub: : Disclosure under SEBI (Substantial Acquisition of Shares and Takeover) Regulations, 2021.

Dear Sir,

Please find enclosed herewith the details of the encumbrance of shares of the paid up capital of Bharat Forge Ltd., a Target Company, disclosed in the prescribed format as required under Regulation 31 of the above referred Regulations.

Thanking you,
For Sundaram Trading & Investment Pvt. Ltd.


Director
Encls : As above



C.C. – Company Secretary
Bharat Forge Limited
Mundhwa, Pune – 411 036

ANNEXURE - 1


Format for disclosure by the Promoter(s) to the stock exchanges and to the Target Company for encumbrance of shares / invocation of encumbrance/release of encumbrance, in terms of Regulation 31(1) and 31(2) of SEBI (Substantial Acquisition of Shares and Takeovers) Regulations, 2011

Name of the Target Company(TC)	Bharat Forge Ltd.
Names of the stock exchanges where the shares of the target company are listed	1. National Stock Exchange of India Ltd. 2. BSE Ltd.
Date of reporting	30-09-2021
Name of the promoter or PAC on whose shares encumbrance has been created/released/invoked	Sundaram Trading & Investment Pvt. Ltd.

Details of the creation of encumbrance:


Name of the promoter (s) or PACs with him*	Promoter holding in the target company (1)		Promoter holding already encumbered (2)		Details of events pertaining to encumbrance (3)							Post event holding of encumbered shares {creation [(2)+(3)] / release [(2)-(3)]}	
	Number	% of total share capital	Number	% of total share capital	Type of event (creation / release / invocation)	Date of creation / release / invocation	Type of encumbrance (pledge / lien / non disposal undertaking / others)	Reasons for encumbrance**	Number	% of share capital	Name of the entity in whose favor shares encumbered***	Number	% of total share capital
B. N. Kalyani - Promoter Group / PAC As per Annexure -1	208405840	44.76%	7500000 plus #	Approx. 4.12% based on current market capitalisation	Creation	29-09-2021	Pledge	Third party pledge	7500000	1.62%	Tata Capital Financial Services Ltd.	15000000 plus #	Approx. 5.74% based on current market capitalisation

The encumbrance in the form of Corporate Guarantee issued by a promoter group company to another lender, containing a non disposal undertaking for value of shares equal to 2X of outstanding loan amount which is currently 'NIL'

Signature of the Authorized Signatory 

Place : Pune

Date : 30/09/2021



*The names of all the promoters and their shareholding in the target company and their pledged shareholding as on the reporting date should appear in the table irrespective of whether they are reporting on the date of event or not.

** For example, for the purpose of collateral for loans taken by the company, personal borrowing, third party pledge, etc.

*** This would include name of both the lender and the trustee who may hold shares directly or on behalf of the lender.

BHARAT FORGE LTD.

Promoter / Promoter Group shareholding

Sr.	Name	Shares	%
1	Amit Babasaheb Kalyani	7,00,350	0.15
2	Gaurishankar Neelkanth Kalyani	6,90,440	0.15
3	Rohini Gaurishankar Kalyani	1,01,460	0.02
4	Babasaheb Neelkanth Kalyani	78,150	0.02
5	Sheetal Gaurishankar Kalyani	22,980	0
6	Viraj Gaurishankar Kalyani	22,800	0
7	Deeksha Amit Kalyani	50	0
8	Sulochana Neelkanth Kalyani	-	-
9	Babasaheb Kalyani Family Trust	-	-
10	Ksl Holdings Private Limited	4,62,85,740	9.94
11	Ajinkya Investment And Trading Company	1,49,81,850	3.22
12	Sundaram Trading And Investment Pvt Ltd	5,52,40,174	11.86
13	Kalyani Investment Company Limited	6,33,12,190	13.6
14	BF Investment Limited	1,56,14,676	3.35
15	Rajgad Trading Company Pvt Ltd	13,25,520	0.28
16	Tangmarg Investmentand Trading Pvt. Ltd.	7,76,000	0.17
17	Yusmarg Investmentand Trading Pvt Ltd	16,44,000	0.35
18	Kalyani Consultants Private Limited	6,57,000	0.14
19	Jannhavi Investment Pvt. Ltd.	44,35,140	0.95
20	Dronacharya Investment & Trading Limit	1,41,430	0.03
21	Cornflower Investment & Finance Limited	4,94,000	0.11
22	Dandakaranya Investment & Trading Pvt. Ltd.	10,25,000	0.22
23	Campanula Investment & Finance Limited	6,88,890	0.15
24	Hastinapur Investment & Trading Pvt. Ltd.	1,68,000	0.04
	TOTAL	20,84,05,840	44.76

