

May 10, 2019

The Securities and Exchange Board of India
SEBI Bhavan, Plot No. C4-A, 'G'Block
Bandra Kurla Complex, Bandra (East)
Mumbai – 400 051, India



Dear Sir(s)/ Madam,

Sub: Report under Regulation 10(7) of the SEBI (Substantial Acquisition of Shares and takeovers) Regulations, 2011, as amended ("SEBI SAST Regulations") in respect of acquisition under Regulation 10(1)(a)(ii) of SEBI SAST Regulations.

Please find enclosed the Report under Regulation 10(7) of the SEBI SAST Regulations in respect of the acquisition of shares of JM Financial Limited made by J.M. Financial & Investment Consultancy Services Private Limited pursuant to Regulation 10(1)(a)(ii) of SEBI SAST Regulations on May 6, 2019.

The respective intimation and report under Regulation 10(5) and 10(6) of SAST Regulations have already been filed with BSE Limited and National Stock Exchange of India Limited on March 28, 2019 and May 9, 2019 respectively.

The prescribed fees of Rs. 1,50,000/- is remitted vide Demand Draft No. 793572 dated May 10, 2019 drawn on HDFC Bank Limited in favour of "Securities and Exchange Board of India" and payable at Mumbai.

Kindly acknowledge receipt.

Thank you.

Yours sincerely,

For J.M. Financial & Investment Consultancy Services Private Limited


Manish Sheth
Director



Encl: a/a

CC:

BSE Limited
Department of Corporate Services
1st Floor, New Trading Ring
Rotunda Building, P J Towers
Dalal Street, Fort,
Mumbai 400001

National Stock Exchange of India Limited
Exchange Plaza
Plot No.C-1, G Block
Bandra-Kurla Complex
Bandra (East)
Mumbai – 400 051

JM Financial Limited
7th Floor, Cnergy
Appasaheb Marathe Marg,
Prabhadevi,
Mumbai – 400025

J.M. Financial & Investment Consultancy Services Private Limited

Corporate Identity Number : U67120MH1973PTC016844

Regd. Office: 141, Maker Chambers III, Narlman Point, Mumbai 400 021. T: + 91 22 6630 3030 F: +91 22 6630 3223 www.jmfi.com

Corporate Office: 5th Floor, Cnergy Appasaheb Marathe Marg, Prabhadevi, Mumbai 400 025.

May 10, 2019

The Securities and Exchange Board of India
SEBI Bhavan, Plot No. C4-A, 'G' Block
Bandra Kurla Complex, Bandra (East)
Mumbai – 400 051, India

Dear Sir(s)/ Madam,

Sub: Report under Regulation 10(7) of the SEBI (Substantial Acquisition of Shares and takeovers) Regulations, 2011, as amended ("SEBI SAST Regulations") in respect of acquisition under Regulation 10(1)(a)(ii) of SEBI SAST Regulations.

Please find enclosed the Report under Regulation 10(7) of the SEBI SAST Regulations in respect of the acquisition of shares of JM Financial Limited made by J.M. Financial & Investment Consultancy Services Private Limited pursuant to Regulation 10(1)(a)(ii) of SEBI SAST Regulations on May 6, 2019.

The respective intimation and report under Regulation 10(5) and 10(6) of SAST Regulations have already been filed with BSE Limited and National Stock Exchange of India Limited on March 28, 2019 and May 9, 2019 respectively.

The prescribed fees of Rs. 1,50,000/- is remitted vide Demand Draft No. 793572 dated May 10, 2019 drawn on HDFC Bank Limited in favour of "Securities and Exchange Board of India" and payable at Mumbai.

Kindly acknowledge receipt.

Thank you.

Yours sincerely,

For J.M. Financial & Investment Consultancy Services Private Limited


Manish Sheth
Director



Encl: a/a

CC:

BSE Limited
Department of Corporate Services
1st Floor, New Trading Ring
Rotunda Building, P J Towers
Dalal Street, Fort,
Mumbai 400001

National Stock Exchange of India Limited
Exchange Plaza
Plot No.C-1, G Block
Bandra-Kurla Complex
Bandra (East)
Mumbai – 400 051

JM Financial Limited
7th Floor, Cnergy
Appasaheb Marathe Marg,
Prabhadevi,
Mumbai – 400025

J.M. Financial & Investment Consultancy Services Private Limited

Corporate Identity Number : U67120MH1973PTC016844

Regd. Office: 141, Maker Chambers III, Nariman Point, Mumbai 400 021. T: + 91 22 6630 3030 F: +91 22 6630 3223 www.jmfl.com
Corporate Office: 5th Floor, Cnergy Appasaheb Marathe Marg, Prabhadevi, Mumbai 400 025.

Format under Regulation 10(7) – Report to SEBI in respect of any acquisition made in reliance upon exemption provided for in regulation 10(1)(a)(ii) of SEBI (Substantial Acquisition of Shares and Takeovers) Regulations, 2011, as amended (“SEBI SAST Regulations”)

1	General Details	
	a. Name, address, telephone no., e-mail of acquirer(s){In case there are multiple acquirers, provide full contact details of any one acquirer (the correspondent acquirer) with whom SEBI shall correspond.}	The details of the acquirer are as below: J.M. Financial & Investment Consultancy Services Private Limited Add:141 Maker Chambers III, Nariman Point, Mumbai 400021 Tel No.: 022 66303030 Email id: manish.sheth@jmf.com
	b. Whether sender is the acquirer (Y/N)	Yes.
	c. If not, whether the sender is duly authorized by the acquirer to act on his behalf in this regard (enclose copy of such authorization)	Not Applicable.
	d. Name, address, Tel no. and e-mail of sender, if sender is not the acquirer	Not Applicable.
2	Compliance of Regulation 10(7)	
	a. Date of report	May 10, 2019.
	b. Whether report has been submitted to SEBI within 21 working days from the date of the acquisition	Yes, the report is being submitted to SEBI within 21 days from the date of acquisition viz., May 6, 2019.
	c. Whether the report is accompanied with fees as required under Regulation 10(7)	Yes, demand draft No. 793572 of Rs. 1,50,000 drawn on HDFC Bank Limited is enclosed as 'Annexure A'.
3	Compliance of Regulation 10(5)	
	a. Whether the report has been filed with the Stock Exchanges where the shares of the Company are listed atleast 4 working days before the date of the proposed acquisition.	Yes, the report was filed on March 28, 2019 and the acquisition was made on May 6, 2019.
	b. Date of Report	March 28, 2019.
4	Compliance of Regulation 10(6)	
	a. Whether the report has been filed with the Stock Exchanges where the shares of the Company are listed within 4 working days of the acquisition.	Yes, the report was submitted to the Exchanges within 4 working days from the date of acquisition viz., May 6, 2019.
	b. Date of Report	May 9, 2019.
5	Details of the Target Company	
	a. Name & address of TC	JM Financial Limited Add: 7th Floor, Cnergy, Appasaheb Marathe, Marg, Prabhadevi, Mumbai, Maharashtra 400025



b.	Name of the Stock Exchange(s) where the shares of the TC are listed	1) BSE Limited 2) National Stock Exchange of India Limited			
6 Details of the acquisition					
a.	Date of acquisition	May 6, 2019			
b.	Acquisition price per share (in Rs.)	Rs.85.50/- per share ⁽¹⁾			
c.	Regulation which would have been triggered off, had the report not been filed under Regulation 10(7) (whether Regulation 3(1), 3(2), 4 or 5)	Regulation 3(1) read with 3(3) of the SEBI SAST Regulations			
d.	Shareholding of acquirer(s) and PAC individually in TC (in terms of no. & as a percentage of the total share/voting capital of the TC)	Before the acquisition		After the acquisition	
		No. of Shares	% w.r.t total share capital of TC	No. of Shares	% w.r.t total share capital of TC
	Acquirer				
	J. M. Financial & Investment Consultancy Services Private Limited	20,34,06,600	24.22%	21,60,14,100	25.72%
e.	Shareholding of seller/s in TC (in terms of no. & as a percentage of the total share/voting capital of the TC)	Before the acquisition		After the acquisition	
		No. of Shares	% w.r.t total share capital of TC	No. of Shares	% w.r.t total share capital of TC
	Seller(s)⁽²⁾				
	Nimesh Nagindas Kampani	17,25,58,750	20.54%	15,99,51,250	19.04%
	Aruna Nimesh Kampani	13,41,07,500	15.97%	12,45,00,000	14.82%
		3,84,51,250	4.58%	3,54,51,250	4.22%
7 Information specific to the exemption category to which the instant acquisition belongs - Regulation 10(1)(a)(ii)					
a.	Provide the names of the seller(s)	1) Mr. Nimesh Nagindas Kampani 2) Mrs. Aruna Nimesh Kampani			
b.	Specify the relationship between the acquirer(s) and the seller(s).	Acquirer and Sellers are persons named as promoters and member of promoters' group.			
c.	Shareholding of the acquirer and the seller/s in the TC during the three years prior to the proposed acquisition	Year - 1 (2019)	Year -2 (2018)	Year-3 (2017)	
	Acquirer				
	J. M. Financial & Investment Consultancy Services Private Limited	20,34,06,600	20,34,06,600	20,34,06,600	

J.M. Financial & Investment Consultancy Services Private Limited

Corporate Identity Number : U67120MH1973PTC016844

Regd. Office: 141, Maker Chambers III, Nariman Point, Mumbai 400 021. T: +91 22 6630 3030 F: +91 22 6630 3223

Corporate Office: 5th Floor, Energy Appasaheb Marathe Marg, Prabhadevi, Mumbai 400 025.



	Sellers(s) ⁽²⁾	17,25,58,750	17,25,58,750	17,25,58,750
	Nimesh Nagindas Kampani	13,41,07,500	13,41,07,500	13,41,07,500
	Aruna Nimesh Kampani	3,84,51,250	3,84,51,250	3,84,51,250
d.	Confirm that the acquirer(s) and the seller/s have been named promoters in the shareholding pattern filed by the target company in terms of the listing agreement or the Takeover Regulations. Provide copies of such filings under the listing agreement or the Takeover Regulations.	<p>Yes, we confirm that the acquirer and the sellers have been named as promoters and promoters' group in the shareholding pattern filed by the target company.</p> <p>Copies of the Shareholding pattern(s) filed by the Target Company are enclosed as 'Annexure B'.</p> <p>a) Quarter ended March 31, 2019 b) Quarter ended March 31, 2018 c) Quarter ended March 31, 2017 and d) Quarter ended March 31, 2016</p>		
e.	If shares of the TC are frequently traded, volume-weighted average market price (VWAP) of such shares for a period of sixty trading days preceding the date of issuance of notice regarding the proposed acquisition to the stock exchanges where the TC is listed.	Rs. 86.76 per share.		
f.	If shares of the TC are infrequently traded, the price of such shares as determined in terms of clause (e) of sub-regulation (2) of regulation 8.	Not Applicable.		
g.	Confirm whether the acquisition price per share is not higher by more than twenty-five percent of the price as calculated in (e) or (f) above as applicable	We hereby confirm that the acquisition price per share of Rs. 85.50 is not higher by more than twenty five percent of the price as calculated in (e) above i.e Rs. 86.76		
h.	Date of issuance of notice regarding the proposed acquisition to the stock exchanges where the TC is listed	March 28, 2019		
i.	Whether the acquirers as well as sellers have complied with the provisions of Chapter V of the Takeover Regulations (corresponding provisions of the repealed Takeover Regulations 1997) (Y/N). If yes, specify applicable regulation/s as well as date on which the requisite disclosures were made along with the copies of the same.	<p>Yes, the acquirer hereby declares that both Transferor and Transferee have complied with the provisions of Chapter V of the SEBI SAST Regulations.</p> <p>The aforesaid disclosures filed by the Acquirer under Chapter V of the SEBI SAST Regulations are enclosed as 'Annexure C'.</p>		



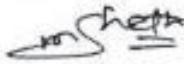
j.	Declaration by the acquirer that all the conditions specified under regulation 10(1) (a)(ii) with respect to exemptions has been duly complied with.	All the conditions specified under Regulation 10(1)(a)(ii) of the SEBI SAST Regulations with respect to exemptions have been duly complied with.
----	--	--

Note:

- (1) Excluding brokerage and taxes.
- (2) Shareholding of each entity shall be shown separately as well as collectively.
- (3) Rounding-off of percentages could results in arithmetic difference.

I/We hereby declare that the information provided in the instant report is true and nothing has been concealed there from.

For J.M. Financial & Investment Consultancy Services Private Limited



Manish Sheth
Director



Date: May 10, 2019

Place: Mumbai

J.M. Financial & Investment Consultancy Services Private Limited

Corporate Identity Number : U67120MH1973PTC016844

Regd. Office: 141, Maker Chambers III, Nariman Point, Mumbai 400 021. T: + 91 22 6630 3030 F: +91 22 6630 3223 www.jmfl.com

Corporate Office: 5th Floor, Cnergy Appasaheb Marathe Marg, Prabhadevi, Mumbai 400 025.

Shareholding Pattern

JM FINANCIAL LTD.-\$

Scrip Code : 523405

Quarter ending :March 2019

Declaration

Particular	Yes/No
Whether the Listed Entity has issued any partly paid up shares?	No
Whether the Listed Entity has issued any Convertible Securities ?	No
Whether the Listed Entity has issued any Warrants ?	No
Whether the Listed Entity has any shares against which depository receipts are issued?	No
Whether the Listed Entity has any shares in locked-in?	No
Whether any shares held by promoters are pledge or otherwise encumbered?	No
Whether company has equity shares with differential voting rights?	No

Summary statement holding of specified securities

Category of shareholder	No. of shareholders	No. of fully paid up equity shares held	Total no. shares held	Shareholding as a % of total no. of shares (calculated as per SCRR, 1957)As a % of (A+B+C2)	No. of Voting Rights	Total as a % of Total Voting right	No. of equity shares held in dematerialized form
(A) Promoter & Promoter Group	12	52,13,38,258	52,13,38,258	62.07	52,13,38,258	62.07	52,13,38,258
(B) Public	58,938	31,85,93,205	31,85,93,205	37.93	31,85,93,205	37.93	31,58,05,563
(C1) Shares underlying DRs				0.00		0.00	
(C2) Shares held by Employee Trust				0.00		0.00	
(C) Non Promoter-Non Public				0.00		0.00	
Grand Total	58,950	83,99,31,463	83,99,31,463	100.00	83,99,31,463	100.00	83,71,43,821

Note:C=C1+C2

Grand Total=A+B+C

Shareholding Pattern

JM FINANCIAL LTD.-\$

Scrip Code : 523405

Quarter Ending : March 2019

Statement showing shareholding pattern of the Promoter and Promoter Group

Category of shareholder	Nos. of shareholders	No. of fully paid up equity shares held	Total nos. shares held	Shareholding as a % of total no. of shares (calculated as per SCRR, 1957)As a % of (A+B+C2)	Number of equity shares held in dematerialized form
A1) Indian				0.00	
Individuals/Hindu undivided Family	5	19,31,58,750	19,31,58,750	23.00	19,31,58,750
Nimesh Kampani	1	13,41,07,500	13,41,07,500	15.97	13,41,07,500
Aruna Kampani	1	3,84,51,250	3,84,51,250	4.58	3,84,51,250
Amishi Akash Gambhir	1	80,00,000	80,00,000	0.95	80,00,000
Vishal Kampani	1	1,13,50,000	1,13,50,000	1.35	1,13,50,000
Nimesh Kampani HUF	1	12,50,000	12,50,000	0.15	12,50,000
Any Other (specify)	7	32,81,79,508	32,81,79,508	39.07	32,81,79,508
J M Financial And Investment Consultancy Services Private Limited	1	20,34,06,600	20,34,06,600	24.22	20,34,06,600
J M Assets Management Private Limited	1	10,30,42,908	10,30,42,908	12.27	10,30,42,908
JSB Securities Limited	1	65,05,000	65,05,000	0.77	65,05,000
SNK Investments Private Limited	1	1,17,60,000	1,17,60,000	1.40	1,17,60,000
Persepolis Investment Company Private Limited	1	16,50,000	16,50,000	0.20	16,50,000
Kampani Consultants Limited	1	6,85,000	6,85,000	0.08	6,85,000
JM Financial Trustee Company Private Limited	1	11,30,000	11,30,000	0.13	11,30,000
Sub Total A1	12	52,13,38,258	52,13,38,258	62.07	52,13,38,258
A2) Foreign				0.00	
A=A1+A2	12	52,13,38,258	52,13,38,258	62.07	52,13,38,258

Shareholding Pattern Public Shareholder

JM FINANCIAL LTD.-\$

Scrip Code : 523405

Quarter ending : March 2019

Statement showing shareholding pattern of the Public shareholder

Category & Name of the Shareholders	No. of shareholder	No. of fully paid up equity shares held	Total no. shares held	Shareholding % calculated as per SCRR, 1957 As a % of (A+B+C2)	No. of Voting Rights	Total as a % of Total Voting right	No. of equity shares held in dematerialized form(Not Applicable)
B1) Institutions	0	0		0.00		0.00	
Mutual Funds/	8	39599021	3,95,99,021	4.71	3,95,99,021	4.71	3,95,99,021
Reliance Capital Trustee Company Limited	1	11866064	1,18,66,064	1.41	1,18,66,064	1.41	1,18,66,064
Alternate Investment Funds	2	806450	8,06,450	0.10	8,06,450	0.10	8,06,450
Foreign Portfolio Investors	120	150290634	15,02,90,634	17.89	15,02,90,634	17.89	15,02,90,634
Valiant Mauritius Partners Offshore Limited	1	22017954	2,20,17,954	2.62	2,20,17,954	2.62	2,20,17,954
Baron Emerging Markets Fund	1	20658022	2,06,58,022	2.46	2,06,58,022	2.46	2,06,58,022
SAIF India VI FII Holdings Limited	1	15121775	1,51,21,775	1.80	1,51,21,775	1.80	1,51,21,775
TIMF Holdings	1	14288022	1,42,88,022	1.70	1,42,88,022	1.70	1,42,88,022
Valiant Mauritius Partners Limited	1	12553218	1,25,53,218	1.49	1,25,53,218	1.49	1,25,53,218
The Wellington Trust Company National Association Multiple	1	10328131	1,03,28,131	1.23	1,03,28,131	1.23	1,03,28,131
Common Trust Funds Trust Emerging Markets Local Equity Portfolio							

Financial Institutions/ Banks	2	555311	5,55,311	0.07	5,55,311	0.07	5,55,311
Sub Total B1	132	191251416	19,12,51,416	22.77	19,12,51,416	22.77	19,12,51,416
B2) Central Government/ State Government(s)/ President of India	0	0		0.00		0.00	
B3) Non-Institutions	0	0		0.00		0.00	
Individual share capital upto Rs. 2 Lacs	56706	51527303	5,15,27,303	6.13	5,15,27,303	6.13	4,87,78,161
Individual share capital in excess of Rs. 2 Lacs	50	42640916	4,26,40,916	5.08	4,26,40,916	5.08	4,26,40,916
NBFCs registered with RBI	10	41239	41,239	0.00	41,239	0.00	41,239
Any Other (specify)	2040	33132331	3,31,32,331	3.94	3,31,32,331	3.94	3,30,93,831
Bodies Corporate	703	16831041	1,68,31,041	2.00	1,68,31,041	2.00	1,68,02,541
Clearing Members	161	481807	4,81,807	0.06	4,81,807	0.06	4,81,807
Non-Resident Indian (NRI)	1168	14495831	1,44,95,831	1.73	1,44,95,831	1.73	1,44,85,831
Vikram Shankar Pandit	1	11646939	1,16,46,939	1.39	1,16,46,939	1.39	1,16,46,939
Trusts	5	4600	4,600	0.00	4,600	0.00	4,600
IEPF	1	1318809	13,18,809	0.16	13,18,809	0.16	13,18,809
Foreign Nationals	2	243	243	0.00	243	0.00	243
Sub Total B3	58806	127341789	12,73,41,789	15.16	12,73,41,789	15.16	12,45,54,147
B=B1+B2+B3	58938	318593205	31,85,93,205	37.93	31,85,93,205	37.93	31,58,05,563

Details of the shareholders acting as persons in Concert including their Shareholding (No. and %):

Details of Shares which remain unclaimed may be given here along with details such as number of shareholders, outstanding shares held in demat/unclaimed suspense account, voting rights which are frozen etc.

Note

(1) PAN would not be displayed on website of Stock Exchange(s).

(2) The above format needs to disclose name of all holders holding more than 1% of total number of shares

(3) W.r.t. the information pertaining to Depository Receipts, the same may be disclosed in the respective columns to the extent information available.



Shareholding Pattern Non Promoter-Non Public

JM FINANCIAL LTD.-\$

Scrip Code : 523405

Quarter ending : March 2019

Statement showing shareholding pattern of the Non Promoter- Non Public shareholder

Category & Name of the Shareholders(I)	No. of shareholder(III)	No. of fully paid up equity shares held(IV)	Total no. shares held(VII = IV+V+VI)	Shareholding % calculated as per SCRR, 1957 As a % of (A+B+C2)(VIII)	Number of equity shares held in dematerialized form(XIV)(Not Applicable)
C1) Custodian/DR Holder	0	0		0.00	
C2) Employee Benefit Trust	0	0		0.00	

Note

- (1) PAN would not be displayed on website of Stock Exchange(s).
 (2) The above format needs to disclose name of all holders holding more than 1% of total number of shares
 (3) W.r.t. the information pertaining to Depository Receipts, the same may be disclosed in the respective columns to the extent information available..



Shareholding Pattern

JM FINANCIAL LTD.-\$

Scrip Code : 523405

Quarter ending : March 2019

Note: 1. Number of Shareholders are consolidated on the basis of PAN. 2. Promoter & Promoter Group includes person(s) having control over the Company and person(s) acting in concert (including relative of a person who is in control of the company). 3. Shareholding of the shareholders has been consolidated on the basis of PAN in accordance with the SEBI Circular No. SEBI/HO/CFD/CMD/CIR/P/2017/128 dated December 19, 2017. 4. No. of fully paid-up equity shares held in dematerialised mode are as of March 31, 2019 based on the beneficiary position with the Depositories. 5. Name of Ms. Amishi Kampani has been changed to Mrs. Amishi Akash Gambhir consequent to marriage.

Shareholding Pattern

JM FINANCIAL LTD.-\$

Scrip Code : 523405

Quarter ending : March 2019

Details of disclosure made by the Trading Members holding 1% or more of the Total No. of shares of the company.

Sl. No.	Name of the Trading Member	Name of the Beneficial Owner	No. of shares held	% of total no. of shares	Date of reporting by the Trading Member
-	NIL	NIL	NIL	NIL	NIL

Shareholding Pattern

JM FINANCIAL LTD.-\$

Scrip Code : 523405

Quarter ending :March 2018

Declaration

Particular	Yes/No
Whether the Listed Entity has issued any partly paid up shares?	No
Whether the Listed Entity has issued any Convertible Securities ?	No
Whether the Listed Entity has issued any Warrants ?	No
Whether the Listed Entity has any shares against which depository receipts are issued?	No
Whether the Listed Entity has any shares in locked-in?	No
Whether any shares held by promoters are pledge or otherwise encumbered?	No
Whether company has equity shares with differential voting rights?	No

Summary statement holding of specified securities

Category of shareholder	No. of shareholders	No. of fully paid up equity shares held	Total no. shares held	Shareholding as a % of total no. of shares (calculated as per SCRR, 1957)As a % of (A+B+C2)	No. of Voting Rights	Total as a % of Total Voting right	No. of equity shares held in dematerialized form
(A) Promoter & Promoter Group	12	52,04,88,258	52,04,88,258	62.12	52,04,88,258	62.12	52,04,88,258
(B) Public	54,772	31,73,92,000	31,73,92,000	37.88	31,73,92,000	37.88	31,39,21,733
(C1) Shares underlying DRs				0.00		0.00	
(C2) Shares held by Employee Trust				0.00		0.00	
(C) Non Promoter-Non Public				0.00		0.00	
Grand Total	54,784	83,78,80,258	83,78,80,258	100.00	83,78,80,258	100.00	83,44,09,991

Note:C=C1+C2

Grand Total=A+B+C

Shareholding Pattern

JM Financial Ltd

Scrip Code : 523405

Quarter Ending : March 2018

Statement showing shareholding pattern of the Promoter and Promoter Group

Category of shareholder	Nos. of shareholders	No. of fully paid up equity shares held	Total nos. shares held	Shareholding as a % of total no. of shares (calculated as per SCRR, 1957) As a % of (A+B+C2)	Number of equity shares held in dematerialized form
A1) Indian				0.00	
Individuals/Hindu undivided Family	5	19,23,08,750	19,23,08,750	22.95	19,23,08,750
Nimesh Kampani	1	13,41,07,500	13,41,07,500	16.01	13,41,07,500
Aruna Kampani	1	3,84,51,250	3,84,51,250	4.59	3,84,51,250
Amishi Kampani	1	80,00,000	80,00,000	0.95	80,00,000
Vishal Kampani	1	1,05,00,000	1,05,00,000	1.25	1,05,00,000
Nimesh Kampani HUF	1	12,50,000	12,50,000	0.15	12,50,000
Ashith Kampani				0.00	
Any Other (specify)	7	32,81,79,508	32,81,79,508	39.17	32,81,79,508
J M Financial And Investment Consultancy Services Private Limited	1	20,34,06,600	20,34,06,600	24.28	20,34,06,600
J M Assets Management Private Limited	1	10,30,42,908	10,30,42,908	12.30	10,30,42,908
JSB Securities Limited	1	65,05,000	65,05,000	0.78	65,05,000
SNK Investments Private Limited	1	1,17,60,000	1,17,60,000	1.40	1,17,60,000
Persepolis Investment Company Private Limited	1	16,50,000	16,50,000	0.20	16,50,000
Kampani Consultants Limited	1	6,85,000	6,85,000	0.08	6,85,000
JM Financial Trustee Company Private Limited	1	11,30,000	11,30,000	0.13	11,30,000
Sub Total A1	12	52,04,88,258	52,04,88,258	62.12	52,04,88,258
A2) Foreign				0.00	
A=A1+A2	12	52,04,88,258	52,04,88,258	62.12	52,04,88,258

Shareholding Pattern Public Shareholder

JM Financial Ltd

Scrip Code : 523405

Quarter ending : March 2018

Statement showing shareholding pattern of the Public shareholder

Category & Name of the Shareholders	No. of shareholder	No. of fully paid up equity shares held	Total no. shares held	Shareholding % calculated as per SCRR, 1957 As a % of (A+B+C2)	No. of Voting Rights	Total as a % of Total Voting right	No. of equity shares held in dematerialized form(Not Applicable)
B1) Institutions	0	0		0.00		0.00	
Mutual Funds/	9	33620152	3,36,20,152	4.01	3,36,20,152	4.01	3,36,20,152
IDFC Premier Equity Fund	1	12391138	1,23,91,138	1.48	1,23,91,138	1.48	1,23,91,138
Alternate Investment Funds	1	12312	12,312	0.00	12,312	0.00	12,312
Foreign Portfolio Investors	140	134981643	13,49,81,643	16.11	13,49,81,643	16.11	13,49,81,643
Baron Emerging Markets Fund	1	20302025	2,03,02,025	2.42	2,03,02,025	2.42	2,03,02,025
Valiant Mauritius Partners Offshore Limited	1	14073813	1,40,73,813	1.68	1,40,73,813	1.68	1,40,73,813
TIMF Holdings	1	15602096	1,56,02,096	1.86	1,56,02,096	1.86	1,56,02,096
Valiant Mauritius Partners Limited	1	9480359	94,80,359	1.13	94,80,359	1.13	94,80,359
Financial Institutions/ Banks	3	745484	7,45,484	0.09	7,45,484	0.09	7,45,484
Sub Total B1	153	169359591	16,93,59,591	20.21	16,93,59,591	20.21	16,93,59,591
B2) Central Government/ State Government(s)/ President of India	0	0		0.00		0.00	
B3) Non-Institutions	0	0		0.00		0.00	
Individual share capital upto Rs. 2 Lacs	52585	51957156	5,19,57,156	6.20	5,19,57,156	6.20	4,85,26,639

Individual share capital in excess of Rs. 2 Lacs	45	41419534	4,14,19,534	4.94	4,14,19,534	4.94	4,14,19,534
NBFCs registered with RBI	12	653969	6,53,969	0.08	6,53,969	0.08	6,53,969
Any Other (specify)	1977	54001750	5,40,01,750	6.45	5,40,01,750	6.45	5,39,62,000
Bodies Corporate	765	20714750	2,07,14,750	2.47	2,07,14,750	2.47	2,06,80,000
Clearing Members	180	791475	7,91,475	0.09	7,91,475	0.09	7,91,475
Non-Resident Indian (NRI)	1021	14498569	1,44,98,569	1.73	1,44,98,569	1.73	1,44,93,569
Vikram Shankar Pandit	1	11646939	1,16,46,939	1.39	1,16,46,939	1.39	1,16,46,939
IEPF	1	1165283	11,65,283	0.14	11,65,283	0.14	11,65,283
Trusts	10	16831673	1,68,31,673	2.01	1,68,31,673	2.01	1,68,31,673
Azim Premji Trust	1	15335974	1,53,35,974	1.83	1,53,35,974	1.83	1,53,35,974
Sub Total B3	54619	148032409	14,80,32,409	17.67	14,80,32,409	17.67	14,45,62,142
B=B1+B2+B3	54772	317392000	31,73,92,000	37.88	31,73,92,000	37.88	31,39,21,733

Details of the shareholders acting as persons in Concert including their Shareholding (No. and %):

Details of Shares which remain unclaimed may be given here along with details such as number of shareholders, outstanding shares held in demat/unclaimed suspense account, voting rights which are frozen etc.

Note

(1) PAN would not be displayed on website of Stock Exchange(s).

(2) The above format needs to disclose name of all holders holding more than 1% of total number of shares

(3) W.r.t. the information pertaining to Depository Receipts, the same may be disclosed in the respective columns to the extent information available.

Shareholding Pattern Non Promoter-Non Public

JM Financial Ltd

Scrip Code : 523405

Quarter ending : March 2018

Statement showing shareholding pattern of the Non Promoter- Non Public shareholder

Category & Name of the Shareholders(I)	No. of shareholder(II)	No. of fully paid up equity shares held(IV)	Total no. shares held(VII) = IV+V+VI)	Shareholding % calculated as per SCRR, 1957 As a % of (A+B+C2)(VIII)	Number of equity shares held in dematerialized form(XIV)(Not Applicable)
C1) Custodian/DR Holder	0	0		0.00	
C2) Employee Benefit Trust	0	0		0.00	

Note

(1) PAN would not be displayed on website of Stock Exchange(s).

(2) The above format needs to disclose name of all holders holding more than 1% of total number of shares

(3) W.r.t. the information pertaining to Depository Receipts, the same may be disclosed in the respective columns to the extent information available,.

Shareholding Pattern

JM FINANCIAL LTD.-\$

Scrip Code : 523405

Quarter ending : March 2018

Details of disclosure made by the Trading Members holding 1% or more of the Total No. of shares of the company.

Sl. No.	Name of the Trading Member	Name of the Beneficial Owner	No. of shares held	% of total no. of shares	Date of reporting by the Trading Member
-	NIL	NIL	NIL	NIL	NIL

Shareholding Pattern

JM FINANCIAL LTD.-\$

Scrip Code : 523405

Quarter ending :March 2017

Declaration

Particular	Yes/No
Whether the Listed Entity has issued any partly paid up shares?	No
Whether the Listed Entity has issued any Convertible Securities ?	No
Whether the Listed Entity has issued any Warrants ?	No
Whether the Listed Entity has any shares against which depository receipts are issued?	No
Whether the Listed Entity has any shares in locked-in?	No
Whether any shares held by promoters are pledge or otherwise encumbered?	No
Whether company has equity shares with differential voting rights?	No

Summary statement holding of specified securities

Category of shareholder	No. of shareholders	No. of fully paid up equity shares held	Total no. shares held	Shareholding as a % of total no. of shares (calculated as per SCRR, 1957)As a % of (A+B+C2)	No. of Voting Rights	Total as a % of Total Voting right	No. of equity shares held in dematerialized form
(A) Promoter & Promoter Group	12	51,90,21,993	51,90,21,993	65.32	51,90,21,993	65.32	51,90,21,993
(B) Public	36,990	27,55,03,121	27,55,03,121	34.68	27,55,03,121	34.68	27,05,79,916
(C1) Shares underlying DRs				0.00		0.00	
(C2) Shares held by Employee Trust				0.00		0.00	
(C) Non Promoter-Non Public				0.00		0.00	
Grand Total	37,002	79,45,25,114	79,45,25,114	100.00	79,45,25,114	100.00	78,96,01,909

Note:C=C1+C2

Grand Total=A+B+C

Shareholding Pattern

JM FINANCIAL LTD.-\$

Scrip Code : 523405

Quarter Ending : March 2017

Statement showing shareholding pattern of the Promoter and Promoter Group

Category of shareholder	Nos. of shareholders	No. of fully paid up equity shares held	Total nos. shares held	Shareholding as a % of total no. of shares (calculated as per SCRR, 1957) As a % of (A+B+C2)	Number of equity shares held in dematerialized form
A1) Indian				0.00	
Individuals/Hindu undivided Family	6	19,20,72,485	19,20,72,485	24.17	19,20,72,485
Nimesh Kampani	1	13,41,07,500	13,41,07,500	16.88	13,41,07,500
Aruna Kampani	1	3,84,51,250	3,84,51,250	4.84	3,84,51,250
Amishi Kampani	1	80,00,000	80,00,000	1.01	80,00,000
Vishal Kampani	1	1,02,63,647	1,02,63,647	1.29	1,02,63,647
Nimesh Kampani HUF	1	12,50,000	12,50,000	0.16	12,50,000
Ashith Kampani	1	88	88	0.00	88
Any Other (specify)	6	32,69,49,508	32,69,49,508	41.15	32,69,49,508
J. M. Financial & Investment Consultancy Services Private Limited	1	20,34,06,600	20,34,06,600	25.60	20,34,06,600
J. M. Assets Management Private Limited	1	10,30,42,908	10,30,42,908	12.97	10,30,42,908
JSB Securities Limited	1	65,05,000	65,05,000	0.82	65,05,000
SNK Investments Private Limited	1	1,16,60,000	1,16,60,000	1.47	1,16,60,000
Persepolis Investment Company Private Limited	1	16,50,000	16,50,000	0.21	16,50,000
Kampani Consultants Limited	1	6,85,000	6,85,000	0.09	6,85,000
Sub Total A1	12	51,90,21,993	51,90,21,993	65.32	51,90,21,993
A2) Foreign				0.00	
A=A1+A2	12	51,90,21,993	51,90,21,993	65.32	51,90,21,993

Shareholding Pattern Public Shareholder

JM Financial Ltd

Scrip Code : 523405

Quarter ending : March 2017

Statement showing shareholding pattern of the Public shareholder

Category & Name of the Shareholders	No. of shareholder	No. of fully paid up equity shares held	Total no. shares held	Shareholding % calculated as per SCRR, 1957 As a % of (A+B+C2)	No. of Voting Rights	Total as a % of Total Voting right	No. of equity shares held in dematerialized form(Not Applicable)
B1) Institutions	0	0		0.00		0.00	
Mutual Funds/	3	19839589	1,98,39,589	2.50	1,98,39,589	2.50	1,98,39,589
IDFC Premier Equity Fund	1	19414589	1,94,14,589	2.44	1,94,14,589	2.44	1,94,14,589
Foreign Portfolio Investors	72	115583321	11,55,83,321	14.55	11,55,83,321	14.55	11,55,83,321
MORGAN STANLEY ASIA (SINGAPORE) PTE.	1	33873628	3,38,73,628	4.26	3,38,73,628	4.26	3,38,73,628
TIMF HOLDINGS VALIANT MAURITIUS PARTNERS OFFSHORE LIMITED	1	20328773	2,03,28,773	2.56	2,03,28,773	2.56	2,03,28,773
VALIANT MAURITIUS PARTNERS LIMITED	1	17787607	1,77,87,607	2.24	1,77,87,607	2.24	1,77,87,607
VALIANT MAURITIUS PARTNERS LIMITED	1	13423015	1,34,23,015	1.69	1,34,23,015	1.69	1,34,23,015
Financial Institutions/ Banks	3	205041	2,05,041	0.03	2,05,041	0.03	2,05,041
Sub Total B1	78	135627951	13,56,27,951	17.07	13,56,27,951	17.07	13,56,27,951
B2) Central Government/ State Government(s)/ President of India	0	0		0.00		0.00	
B3) Non-Institutions	0	0		0.00		0.00	
Individual share capital upto Rs. 2 Lacs	35496	47329997	4,73,29,997	5.96	4,73,29,997	5.96	4,24,51,542

Individual share capital in excess of Rs. 2 Lacs	44	33216486	3,32,16,486	4.18	3,32,16,486	4.18	3,32,16,486
NBFCs registered with RBI	13	1035448	10,35,448	0.13	10,35,448	0.13	10,35,448
Any Other (specify)	1359	58293239	5,82,93,239	7.34	5,82,93,239	7.34	5,82,48,489
Bodies Corporate	697	15995428	1,59,95,428	2.01	1,59,95,428	2.01	1,59,55,678
Clearing Members	219	7057096	70,57,096	0.89	70,57,096	0.89	70,57,096
NRI	334	12788002	1,27,88,002	1.61	1,27,88,002	1.61	1,27,83,002
Vikram Shankar Pandit	1	11646939	1,16,46,939	1.47	1,16,46,939	1.47	1,16,46,939
NRI – Non-Repatriation	105	574138	5,74,138	0.07	5,74,138	0.07	5,74,138
Trusts	4	21878575	2,18,78,575	2.75	2,18,78,575	2.75	2,18,78,575
Azim Premji Trust	1	21875000	2,18,75,000	2.75	2,18,75,000	2.75	2,18,75,000
Sub Total B3	36912	139875170	13,98,75,170	17.60	13,98,75,170	17.60	13,49,51,965
B=B1+B2+B3	36990	275503121	27,55,03,121	34.68	27,55,03,121	34.68	27,05,79,916

Details of the shareholders acting as persons in Concert including their Shareholding (No. and %):

Details of Shares which remain unclaimed may be given here along with details such as number of shareholders, outstanding shares held in demat/unclaimed suspense account, voting rights which are frozen etc.

Note

(1) PAN would not be displayed on website of Stock Exchange(s).

(2) The above format needs to disclose name of all holders holding more than 1% of total number of shares

(3) W.r.t. the information pertaining to Depository Receipts, the same may be disclosed in the respective columns to the extent information available.



Shareholding Pattern Non Promoter-Non Public

JM Financial Ltd

Scrip Code : 523405

Quarter ending : March 2017

Statement showing shareholding pattern of the Non Promoter- Non Public shareholder

Category & Name of the Shareholders(I)	No. of shareholder(III)	No. of fully paid up equity shares held(IV)	Total no. shares held(VII) = IV+V+VI)	Shareholding % calculated as per SCRR, 1957 As a % of (A+B+C2)(VIII)	Number of equity shares held in dematerialized form(XIV)(Not Applicable)
C1) Custodian/DR Holder	0	0		0.00	
C2) Employee Benefit Trust	0	0		0.00	

Note

- (1) PAN would not be displayed on website of Stock Exchange(s).
- (2) The above format needs to disclose name of all holders holding more than 1% of total number of shares
- (3) W.r.t. the information pertaining to Depository Receipts, the same may be disclosed in the respective columns to the extent information available,.



Shareholding Pattern

JM FINANCIAL LTD.-\$

Scrip Code : 523405

Quarter ending : March 2017

Note: 1. Number of Shareholders are on the basis of folio numbers and/or client id nos. 2. Promoter & Promoter Group includes person(s) having control over the Company and person(s) acting in concert (including relative of a person who is in control of the company). Shareholding of the Promoter/Promoter Group has been consolidated on the basis of PAN in accordance with the SEBI Circular No. CIR/CFD/CMD/13/2015 dated November 30, 2015. 3. No. of fully paid-up equity shares held in dematerialised mode are as of March 31, 2017 based on the beneficiary position with the Depositories.

Shareholding Pattern

JM FINANCIAL LTD.-\$

Scrip Code : 523405

Quarter ending : March 2017

Details of disclosure made by the Trading Members holding 1% or more of the Total No. of shares of the company.

Sl. No.	Name of the Trading Member	Name of the Beneficial Owner	No. of shares held	% of total no. of shares	Date of reporting by the Trading Member
-	NIL	NIL	NIL	NIL	NIL

Shareholding Pattern

JM FINANCIAL LTD.-\$

Scrip Code : 523405

Quarter ending :March 2016

Declaration

Particular	Yes/No
Whether the Listed Entity has issued any partly paid up shares?	No
Whether the Listed Entity has issued any Convertible Securities ?	No
Whether the Listed Entity has issued any Warrants ?	No
Whether the Listed Entity has any shares against which depository receipts are issued?	No
Whether the Listed Entity has any shares in locked-in?	No
Whether any shares held by promoters are pledge or otherwise encumbered?	No
Whether company has equity shares with differential voting rights?	No

Summary statement holding of specified securities

Category of shareholder	No. of shareholders	No. of fully paid up equity shares held	Total no. shares held	Shareholding as a % of total no. of shares (calculated as per SCRR, 1957)As a % of (A+B+C2)	No. of Voting Rights	Total as a % of Total Voting right	No. of equity shares held in dematerialized form
(A) Promoter & Promoter Group	12	51,81,47,493	51,81,47,493	65.67	51,81,47,493	65.67	51,81,47,493
(B) Public	38,820	27,08,38,143	27,08,38,143	34.33	27,08,38,143	34.33	26,54,95,772
(C1) Shares underlying DRs				0.00		0.00	
(C2) Shares held by Employee Trust				0.00		0.00	
(C) Non Promoter-Non Public				0.00		0.00	
Grand Total	38,832	78,89,85,636	78,89,85,636	100.00	78,89,85,636	100.00	78,36,43,265

Note:C=C1+C2

Grand Total=A+B+C

Shareholding Pattern

JM FINANCIAL LTD.-\$

Scrip Code : 523405

Quarter Ending : March 2016

Statement showing shareholding pattern of the Promoter and Promoter Group

Category of shareholder	Nos. of shareholders	No. of fully paid up equity shares held	Total nos. shares held	Shareholding as a % of total no. of shares (calculated as per SCRR, 1957) As a % of (A+B+C2)	Number of equity shares held in dematerialized form
A1) Indian				0.00	
Individuals/Hindu undivided Family	6	19,19,72,485	19,19,72,485	24.33	19,19,72,485
Nimesh Kampani		13,41,07,500	13,41,07,500	17.00	13,41,07,500
Aruna N Kampani		3,84,51,250	3,84,51,250	4.87	3,84,51,250
Amishi Nimesh Kampani		80,00,000	80,00,000	1.01	80,00,000
Vishal Kampani		1,01,63,647	1,01,63,647	1.29	1,01,63,647
Nimesh Kampani HUF		12,50,000	12,50,000	0.16	12,50,000
Ashith N Kampani		88	88	0.00	88
Any Other (specify)	6	32,61,75,008	32,61,75,008	41.34	32,61,75,008
J. M. Financial & Investment Consultancy Services Private Limited	1	20,34,06,600	20,34,06,600	25.78	20,34,06,600
J. M. Assets Management Limited	1	10,22,68,408	10,22,68,408	12.96	10,22,68,408
SNK Investments Private Limited	1	1,16,60,000	1,16,60,000	1.48	1,16,60,000
JSB Securities Limited	1	65,05,000	65,05,000	0.82	65,05,000
Persepolis Investments Company Private Limited	1	16,50,000	16,50,000	0.21	16,50,000
Kampani Consultants Limited	1	6,85,000	6,85,000	0.09	6,85,000
Sub Total A1	12	51,81,47,493	51,81,47,493	65.67	51,81,47,493
A2) Foreign				0.00	
A=A1+A2	12	51,81,47,493	51,81,47,493	65.67	51,81,47,493

Shareholding Pattern Public Shareholder

JM FINANCIAL LTD.-\$

Scrip Code : 523405

Quarter ending : March 2016

Statement showing shareholding pattern of the Public shareholder

Category & Name of the Shareholders	No. of shareholder	No. of fully paid up equity shares held	Total no. shares held	Shareholding % calculated as per SCRR, 1957 As a % of (A+B+C2)	No. of Voting Rights	Total as a % of Total Voting right	No. of equity shares held in dematerialized form(Not Applicable)
B1) Institutions	0	0		0.00		0.00	
Mutual Funds/	4	24712670	2,47,12,670	3.13	2,47,12,670	3.13	2,47,12,670
IDFC Premier Equity Fund	0	23593546	2,35,93,546	2.99	2,35,93,546	2.99	2,35,93,546
Foreign Portfolio Investors	58	107628580	10,76,28,580	13.64	10,76,28,580	13.64	10,76,28,580
Morgan Stanley Asia (Singapore) Pte Valiant Mauritius Partners Offshore Limited	0	49928479	4,99,28,479	6.33	4,99,28,479	6.33	4,99,28,479
Valiant Mauritius Partners Limited	0	17165842	1,71,65,842	2.18	1,71,65,842	2.18	1,71,65,842
Valiant Mauritius Partners Limited	0	14044780	1,40,44,780	1.78	1,40,44,780	1.78	1,40,44,780
Financial Institutions/ Banks	2	96820	96,820	0.01	96,820	0.01	96,820
Sub Total B1	64	132438070	13,24,38,070	16.79	13,24,38,070	16.79	13,24,38,070
B2) Central Government/ State Government(s)/ President of India	0	0		0.00		0.00	
B3) Non-Institutions	0	0		0.00		0.00	
Individual share capital upto Rs. 2 Lacs	37409	52533815	5,25,33,815	6.66	5,25,33,815	6.66	4,72,36,194
Individual share capital in excess of Rs. 2 Lacs	39	55782171	5,57,82,171	7.07	5,57,82,171	7.07	5,57,82,171

Azim Hasham Premji	0	21875000	2,18,75,000	2.77	2,18,75,000	2.77	2,18,75,000
NBFCs registered with RBI	7	13357	13,357	0.00	13,357	0.00	13,357
Employee Trusts	1	374500	3,74,500	0.05	3,74,500	0.05	3,74,500
Any Other (specify)	1300	29696230	2,96,96,230	3.76	2,96,96,230	3.76	2,96,51,480
Bodies Corporate	819	16205585	1,62,05,585	2.05	1,62,05,585	2.05	1,61,65,835
Foreign Individuals or NRI	479	1841131	18,41,131	0.23	18,41,131	0.23	18,36,131
Vikram Shankar Pandit	0	11646939	1,16,46,939	1.48	1,16,46,939	1.48	1,16,46,939
Trusts	2	2575	2,575	0.00	2,575	0.00	2,575
Sub Total B3	38756	138400073	13,84,00,073	17.54	13,84,00,073	17.54	13,30,57,702
B=B1+B2+B3	38820	270838143	27,08,38,143	34.33	27,08,38,143	34.33	26,54,95,772

Details of the shareholders acting as persons in Concert including their Shareholding (No. and %):

Details of Shares which remain unclaimed may be given here along with details such as number of shareholders, outstanding shares held in demat/unclaimed suspense account, voting rights which are frozen etc.

Note

(1) PAN would not be displayed on website of Stock Exchange(s).

(2) The above format needs to disclose name of all holders holding more than 1% of total number of shares

(3) W.r.t. the information pertaining to Depository Receipts, the same may be disclosed in the respective columns to the extent information available.



Shareholding Pattern Non Promoter-Non Public

JM Financial Ltd

Scrip Code : 523405

Quarter ending : March 2016

Statement showing shareholding pattern of the Non Promoter- Non Public shareholder

Category & Name of the Shareholders(I)	No. of shareholder(II)	No. of fully paid up equity shares held(IV)	Total no. shares held(VII = IV+V+VI)	Shareholding % calculated as per SCRR, 1957 As a % of (A+B+C2)(VIII)	Number of equity shares held in dematerialized form(XIV)(Not Applicable)
C1) Custodian/DR Holder	0	0		0.00	
C2) Employee Benefit Trust	0	0		0.00	

Note

(1) PAN would not be displayed on website of Stock Exchange(s).

(2) The above format needs to disclose name of all holders holding more than 1% of total number of shares

(3) W.r.t. the information pertaining to Depository Receipts, the same may be disclosed in the respective columns to the extent information available..

Shareholding Pattern

JM FINANCIAL LTD.-₹

Scrip Code : 523405

Quarter ending : March 2016

Note: 1. Number of Shareholders are on the basis of folio numbers and/or client id nos. 2. Promoter & Promoter Group includes person(s) having control over the Company and person(s) acting in concert (including relative of a person who is in control of the company). Shareholding of the Promoter/Promoter Group as above has been consolidated on the basis of PAN in accordance with the SEBI Circular No. CIR/CFD/CMD/13/2015 dated November 30, 2015. 3. No of fully paid-up equity shares held are as of March 31, 2016 based on the beneficiary position with the Depositories. 4. The lock-in on 23293878 equity shares of the Company has been released on January 27, 2016. 5. The Shares held by Employee Trust were not issued under any ESPS/ESOP Scheme and hence the same does not fall within the purview of SEBI (Share Based Employee Benefits) Regulations, 2014 and accordingly, the same has been shown as public shareholding.

April 2, 2019

BSE Limited
Department of Corporate Services
1st Floor, New Trading Ring
Rotunda Building, P J Towers
Dalal Street, Fort,
Mumbai 400001

National Stock Exchange of India Limited
Exchange Plaza
Plot No.C-1, G Block
Bandra-Kurla Complex
Bandra (East)
Mumbai – 400 051

Security Code: 523405

Symbol: JMFANCIIL

Dear Sirs,

Re: Submission of disclosure u/r 30(3) of SEBI (Substantial Acquisition of Shares & Takeovers) Regulations, 2011

Pursuant to Sub-regulation (3) of Regulation 30 of SEBI (Substantial Acquisition of Shares and Takeovers) Regulations, 2011, we, J.M. Financial & Investment Consultancy Services Private Limited, promoter of JM Financial Limited, hereby make disclosure of our shareholding along with the shareholding of promoter group and persons acting in concert as on March 31, 2019, under sub-regulations (1) and (2) of the said Regulation 30 in the prescribed format.

Kindly acknowledge receipt and take the above on your record.

Thanking you,

Yours sincerely,

For J.M. Financial & Investment Consultancy Services Private Limited



Nimesh Kampani
Executive Chairman

Encl: a/a

Disclosures under Regulation 30(1) and 30(2) of SEBI (Substantial Acquisition of Shares and Takeovers) Regulations, 2011

Part A – Details of Shareholding

1.	Name of the Target Company (TC)	JM Financial Limited
2.	Name(s) of the stock exchange(s) where the shares of the TC are listed	BSE Limited National Stock Exchange of India Limited
3.	Particulars of the shareholder(s) :	
a.	Name of person(s) together with Persons Acting in Concert (PAC) whose total holding (including that in the form of shares, warrants, convertible securities and any other instrument that would entitle the holder to receive shares in the TC) is more than 25% of the voting rights of the TC	
	Or	
b.	Name(s) of promoter(s), member of the promoter group and persons acting in concert (PAC) with him	<p>Promoter:</p> <ol style="list-style-type: none"> 1. J.M. Financial & Investment Consultancy Services Private Limited 2. Nimesh Nagindas Kampani (Person who is in control of the TC) <p>Promoter group and PAC with it:</p> <ol style="list-style-type: none"> 1. J.M. Assets Management Private Limited 2. JSB Securities Limited 3. Kampani Consultants Limited 4. SNK Investments Private Limited 5. Persepolis Investment Company Private Limited 6. JM Financial Trustee Company Private Limited 7. Aruna Nimesh Kampani (Relative of person who is in control of the TC) 8. Vishal Nimesh Kampani (Relative of person who is in control of the TC) 9. Amishi Nimesh Kampani (Relative of person who is in control of the TC)

J.M. Financial & Investment Consultancy Services Private Limited

Corporate Identity Number : U67120MH1973PTC016844

Regd. Office: 141, Maker Chambers III, Nariman Point, Mumbai 400 021. T: + 91 22 6630 3030 F: +91 22 6630 3223. www.jmf.com

Corporate Office: 5th Floor, Energy Appasaheb Marathe Marg, Prabhadevi, Mumbai 400 025.



Disclosures under Regulation 30(1) and 30(2) of SEBI (Substantial Acquisition of Shares and Takeovers) Regulations, 2011

4	Particulars of the shareholding of person(s) mentioned at (3) above	Number of shares	% w.r.t. total share /voting capital wherever applicable	% of total diluted share/voting capital of TC (*)
As of March 31, 2019, holding of :				
a)	Shares :-			
	Promoters:			
	J.M. Financial & Investment Consultancy Services Private Limited	20,34,06,600	24.22%	24.22%
	Nimesh Nagindas Kampani [#] (Person who is in control of the TC)	13,53,57,500	16.12%	16.12%
	Promoter Group and PAC with it:			
	J.M. Assets Management Private Limited	10,30,42,908	12.27%	12.27%
	JSB Securities Limited	65,05,000	0.77%	0.77%
	Kampani Consultants Limited	6,85,000	0.08%	0.08%
	SNK Investments Private Limited	1,17,60,000	1.40%	1.40%
	Persepolis Investment Company Private Limited	16,50,000	0.20%	0.20%
	JM Financial Trustee Company Private Limited	11,30,000	0.13%	0.13%
	Aruna Nimesh Kampani (Relative of person who is in control of TC)	3,84,51,250	4.58%	4.58%
	Vishal Nimesh Kampani (Relative of person who is in control of TC)	1,13,50,000	1.35%	1.35%
	Amishi Nimesh Kampani (Relative of person who is in control of the TC)	80,00,000	0.95%	0.95%
b)	Voting Rights (Otherwise than by shares)			
c)	Warrants			
d)	Convertible Securities			
e)	Any other instrument that would entitle the holder to receive shares in the TC.			
	TOTAL	52,13,38,258	62.07	62.07

(*) Diluted share/voting capital means the total number of shares in the TC assuming full conversion of the outstanding convertible securities/warrants into equity shares of the TC.

includes 17,50,000 equity shares held by Nimesh Kampani HUF.

For J.M. Financial & Investment Consultancy Services Private Limited

Nimesh Kampani
Executive Chairman

Place: Mumbai

Date: April 2, 2019

J.M. Financial & Investment Consultancy Services Private Limited

Corporate Identity Number : U67120MH1973PTC016844

Regd. Office: 141, Maker Chambers III, Nariman Point, Mumbai 400 021. T: +91 22 6630 3030 F: +91 22 6630 3223 www.jmfl.com

Corporate Office: 5th Floor, Chenergy Appasaheb Marathe Marg, Prabhadevi, Mumbai 400 025.

Disclosures under Regulation 30(1) and 30(2) of SEBI (Substantial Acquisition of Shares and Takeovers) Regulations, 2011

Part B

Name of the Target Company: JM Financial Limited

Name(s) of the person and Persons Acting in concert (PAC) with the Person	Whether the person belongs to Promoter/ Promoter Group	PAN of the person and PACs
J. M. Financial & Investment Consultancy Services Private Limited	Promoter	AAACJ1237H
Nimesh Nagindas Kampani (Person who is in control of the TC)	Promoter	AAHPK2701P
J. M. Assets Management Private Limited	Promoter Group	AAACJ1238J
JSB Securities Limited	Promoter Group	AAACJ1402A
Kampani Consultants Limited	Promoter Group	AAACK4250F
SNK Investments Private Limited	Promoter Group	AAECS8123R
Persepolis Investment Company Private Limited	Promoter Group	AAACP2510P
JM Financial Trustee Company Private Limited	Promoter Group	AAACJ2579E
Aruna Nimesh Kampani (Relative of person who is in control of the TC)	Promoter Group	AAPPK2879N
Vishal Nimesh Kampani (Relative of person who is in control of the TC)	Promoter Group	AABPK5329F
Amishi Nimesh Kampani (Relative of person who is in control of the TC)	Promoter Group	ANLPK3297K

For J. M. Financial & Investment Consultancy Services Private Limited



Nimesh Kampani
Executive Chairman

Place: Mumbai

Date: April 2, 2019

J.M. Financial & Investment Consultancy Services Private Limited

Corporate Identity Number : U67120MH1973PFC016844

Regd. Office: 141, Maker Chambers II, Nariman Point, Mumbai 400 021, T: + 91 22 6630 3030 F: +91 22 6630 3223 www.jmfi.com

Corporate Office: 5th Floor, Chenergy Appasaheb Marathe Marg, Prabhadevi, Mumbai 400 025.

April 2, 2018

BSE Limited
Department of Corporate Services
Pheroze Jeejeebhoy Towers
Dalal Street, Fort
Mumbai 400 001

Dear Sirs,

Re: Submission of disclosure u/r 30(3) of SEBI (Substantial Acquisition of Shares & Takeovers) Regulations, 2011
Security Code: 523405

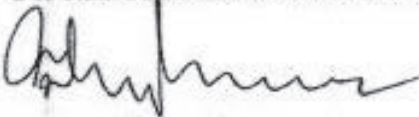
Pursuant to Sub-regulation (3) of Regulation 30 of SEBI (Substantial Acquisition of Shares and Takeovers) Regulations, 2011, we, J.M. Financial & Investment Consultancy Services Private Limited, promoter of JM Financial Limited, hereby make disclosure of our shareholding along with the shareholding of promoter group and persons acting in concert as on March 31, 2018, under sub-regulations (1) and (2) of the said Regulation 30 in the prescribed format.

Kindly acknowledge receipt and take the above on your record.

Thanking you,

Yours sincerely,

For J.M. Financial & Investment Consultancy Services Private Limited



Nimesh Kampani
Executive Chairman

Encl: a/a

J.M. Financial & Investment Consultancy Services Private Limited

Corporate Identity Number : U67120MH1973PTC016844

Regd. Office: 141, Maker Chambers III, Nariman Point, Mumbai 400 021. T: + 91 22 6630 3090 F: +91 22 6630 3223 www.jml.com

Corporate Office: 5th Floor, Energy Appasaheb Marathe Marg, Prabhadevi, Mumbai 400 025.

Disclosures under Regulation 30(1) and 30(2) of SEBI (Substantial Acquisition of Shares and Takeovers) Regulations, 2011

Part A – Details of Shareholding

1.	Name of the Target Company (TC)	JM Financial Limited
2.	Name(s) of the stock exchange(s) where the shares of the TC are listed	BSE Limited National Stock Exchange of India Limited
3.	Particulars of the shareholder(s) :	
a.	Name of person(s) together with Persons Acting in Concert (PAC) whose total holding (including that in the form of shares, warrants, convertible securities and any other instrument that would entitle the holder to receive shares in the TC) is more than 25% of the voting rights of the TC	
	Or	
b.	Name(s) of promoter(s), member of the promoter group and persons acting in concert (PAC) with him.	<p>Promoter:</p> <ol style="list-style-type: none"> 1. J.M. Financial & Investment Consultancy Services Private Limited 2. Nimesh Nagindas Kampani (Person who is in control of the TC) <p>Promoter group and PAC with it:</p> <ol style="list-style-type: none"> 1. J.M. Assets Management Private Limited 2. JSB Securities Limited 3. Kampani Consultants Limited 4. SNK Investments Private Limited 5. Persepolis Investment Company Private Limited 6. JM Financial Trustee Company Private Limited 7. Aruna Nimesh Kampani (Relative of person who is in control of the TC) 8. Vishal Nimesh Kampani (Relative of person who is in control of the TC) 9. Amishi Nimesh Kampani (Relative of person who is in control of the TC)



J.M. Financial & Investment Consultancy Services Private Limited

Corporate Identity Number : U67120MH1973PTC014844

Regd. Office: 141, Maker Chambers II, Norman Point, Mumbai 400 021. T: + 91 22 6630 3030 F: +91 22 6630 3223 www.jmfi.com

Corporate Office: 5th Floor, Energy Appasaheb Marathe Marg, Prabhadevi, Mumbai 400 025.

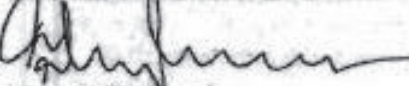
Disclosures under Regulation 30(1) and 30(2) of SEBI (Substantial Acquisition of Shares and Takeovers) Regulations, 2011

4	Particulars of the shareholding of person(s) mentioned at (3) above	Number of shares	% w.r.t. total share/voting capital wherever applicable	% of total diluted share/voting capital of TC (*)
As of March 31, 2018, holding of :				
a)	Shares :-			
	<i>Promoters:</i>			
	J.M. Financial & Investment Consultancy Services Private Limited	20,34,06,600	24.28%	24.28%
	Nimesh Nagindas Kampani [#] (Person who is in control of the TC)	13,53,57,500	16.15%	16.15%
	<i>Promoter Group and PAC with it:</i>			
	J.M. Assets Management Private Limited	10,30,42,908	12.30%	12.30%
	JSB Securities Limited	65,05,000	0.78%	0.78%
	Kampani Consultants Limited	6,85,000	0.08%	0.08%
	SNK Investments Private Limited	1,17,60,000	1.40%	1.40%
	Persepolis Investment Company Private Limited	16,50,000	0.20%	0.20%
	JM Financial Trustee Company Private Limited	11,30,000	0.13%	0.13%
	Aruna Nimesh Kampani (Relative of person who is in control of TC)	3,84,51,250	4.59%	4.59%
	Vishal Nimesh Kampani (Relative of person who is in control of TC)	1,05,00,000	1.25%	1.25%
	Amishi Nimesh Kampani (Relative of person who is in control of the TC)	80,00,000	0.96%	0.96%
b)	Voting Rights (Otherwise than by shares)			
c)	Warrants			
d)	Convertible Securities			
e)	Any other instrument that would entitle the holder to receive shares in the TC.			
	TOTAL	52,04,88,258	62.12%	62.12%

(*) Diluted share/voting capital means the total number of shares in the TC assuming full conversion of the outstanding convertible securities/warrants into equity shares of the TC.

includes 12,50,000 equity shares held by Nimesh Kampani HUF.

For J.M. Financial & Investment Consultancy Services Private Limited



Nimesh Kampani
Executive Chairman

Place: Mumbai

Date: April 2, 2018

J.M. Financial & Investment Consultancy Services Private Limited

Corporate Identity Number : U67120MH1973PTC016844

Regd. Office: 141, Maker Chambers III, Nariman Point, Mumbai 400 021. T: + 91 22 6630 3000 F: +91 22 6630 3223 www.jmf.com

Corporate Office: 5th Floor, Energy Approach, Marathe Marg, Prabhadevi, Mumbai 400 025.

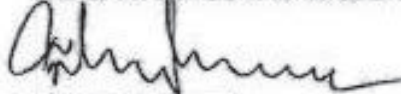
Disclosures under Regulation 30(1) and 30(2) of SEBI (Substantial Acquisition of Shares and Takeovers) Regulations, 2011

Part B

Name of the Target Company: JM Financial Limited

Name(s) of the person and Persons Acting in concert (PAC) with the Person	Whether the person belongs to Promoter/ Promoter Group	PAN of the person and PACs
J. M. Financial & Investment Consultancy Services Private Limited	Promoter	AAACJ1237H
Nimesh Nagindas Kampani (Person who is in control of the TC)	Promoter	AAHPK2701P
J. M. Assets Management Private Limited	Promoter Group	AAACJ1238J
JSB Securities Limited	Promoter Group	AAACJ1402A
Kampani Consultants Limited	Promoter Group	AAACK4250F
SNK Investments Private Limited	Promoter Group	AAECS8123R
Persepolis Investment Company Private Limited	Promoter Group	AAACP2510P
JM Financial Trustee Company Private Limited	Promoter Group	AAACJ2579E
Aruna Nimesh Kampani (Relative of person who is in control of the TC)	Promoter Group	AAPPK2879N
Vishal Nimesh Kampani (Relative of person who is in control of the TC)	Promoter Group	AABPK5329F
Amishi Nimesh Kampani (Relative of person who is in control of the TC)	Promoter Group	ANLPK3297K

For J. M. Financial & Investment Consultancy Services Private Limited



Nimesh Kampani
Executive Chairman

Place: Mumbai

Date: April 2, 2018

JM. Financial & Investment Consultancy Services Private Limited

Corporate Identity Number : U67120MH1973PTC016844

Regd. Office: 141, Maker Chambers III, Naxos Park, Mumbai 400 021. T: + 91 22 6630 3090 F: +91 22 6630 3223 www.jm.com

Corporate Office: 5th Floor, Energy Appasaheb Marathe Marg, Prabhadevi, Mumbai 400 025.

April 2, 2018

National Stock Exchange of India Limited
Exchange Plaza, Plot no.C-1
G Block , Bandra Kurla Complex
Bandra (East)
Mumbai 400 051

Dear Sirs,

Re: Submission of disclosure u/r 30(3) of SEBI (Substantial Acquisition of Shares & Takeovers) Regulations, 2011
Symbol: **JMFINANCIL**

Pursuant to Sub-regulation (3) of Regulation 30 of SEBI (Substantial Acquisition of Shares and Takeovers) Regulations, 2011, we, J.M. Financial & Investment Consultancy Services Private Limited, promoter of JM Financial Limited, hereby make disclosure of our shareholding along with the shareholding of promoter group and persons acting in concert as on March 31, 2018, under sub-regulations (1) and (2) of the said Regulation 30 in the prescribed format.

Kindly acknowledge receipt and take the above on your record.

Thanking you,

Yours sincerely,

For J.M. Financial & Investment Consultancy Services Private Limited



Nimesh Kampani
Executive Chairman

Encl: a/a

Disclosures under Regulation 30(1) and 30(2) of SEBI (Substantial Acquisition of Shares and Takeovers) Regulations, 2011

Part A – Details of Shareholding

1.	Name of the Target Company (TC)	JM Financial Limited
2.	Name(s) of the stock exchange(s) where the shares of the TC are listed	BSE Limited National Stock Exchange of India Limited
3.	Particulars of the shareholder(s) :	
a.	Name of person(s) together with Persons Acting in Concert (PAC) whose total holding (including that in the form of shares, warrants, convertible securities and any other instrument that would entitle the holder to receive shares in the TC) is more than 25% of the voting rights of the TC	
	Or	
b.	Name(s) of promoter(s), member of the promoter group and persons acting in concert (PAC) with him	<p>Promoter:</p> <ol style="list-style-type: none"> 1. J.M. Financial & Investment Consultancy Services Private Limited 2. Nimesh Nagindas Kampani (Person who is in control of the TC) <p>Promoter group and PAC with it:</p> <ol style="list-style-type: none"> 1. J.M. Assets Management Private Limited 2. JSB Securities Limited 3. Kampani Consultants Limited 4. SNK Investments Private Limited 5. Persepolis Investment Company Private Limited 6. JM Financial Trustee Company Private Limited 7. Aruna Nimesh Kampani (Relative of person who is in control of the TC) 8. Vishal Nimesh Kampani (Relative of person who is in control of the TC) 9. Amishi Nimesh Kampani (Relative of person who is in control of the TC)




Disclosures under Regulation 30(1) and 30(2) of SEBI (Substantial Acquisition of Shares and Takeovers) Regulations, 2011

4	Particulars of the shareholding of person(s) mentioned at (3) above	Number of shares	% w.r.t. total share /voting capital wherever applicable	% of total diluted share/voting capital of TC (*)
As of March 31, 2018, holding of :				
a)	Shares :-			
	Promoters:			
	J.M. Financial & Investment Consultancy Services Private Limited	20,34,06,600	24.28%	24.28%
	Nimesh Nagindas Kampani# (Person who is in control of the TC)	13,53,57,500	16.15%	16.15%
	Promoter Group and PAC with it:			
	J.M. Assets Management Private Limited	10,30,42,908	12.30%	12.30%
	JSB Securities Limited	65,05,000	0.78%	0.78%
	Kampani Consultants Limited	6,85,000	0.08%	0.08%
	SNK Investments Private Limited	1,17,60,000	1.40%	1.40%
	Persepolis Investment Company Private Limited	16,50,000	0.20%	0.20%
	JM Financial Trustee Company Private Limited	11,30,000	0.13%	0.13%
	Aruna Nimesh Kampani (Relative of person who is in control of TC)	3,84,51,250	4.59%	4.59%
	Vishal Nimesh Kampani (Relative of person who is in control of TC)	1,05,00,000	1.25%	1.25%
	Amishi Nimesh Kampani (Relative of person who is in control of the TC)	80,00,000	0.96%	0.96%
b)	Voting Rights (Otherwise than by shares)			
c)	Warrants			
d)	Convertible Securities			
e)	Any other instrument that would entitle the holder to receive shares in the TC.			
	TOTAL	52,04,88,258	62.12%	62.12%

(*) Diluted share/voting capital means the total number of shares in the TC assuming full conversion of the outstanding convertible securities/warrants into equity shares of the TC.

includes 12,50,000 equity shares held by Nimesh Kampani HUF.

For J.M. Financial & Investment Consultancy Services Private Limited



Nimesh Kampani
Executive Chairman

Place: Mumbai

Date: April 2, 2018

J.M. Financial & Investment Consultancy Services Private Limited

Corporate Identity Number : U67120MH1973PTC016844

Regd. Office: 141, Maker Chambers III, Nariman Point, Mumbai 400 021. T: + 91 22 6630 3030 F: +91 22 6630 3223 www.jmfl.com

Corporate Office: 5th Floor, Chenergy Appasaheb Marathe Marg, Prabhadevi, Mumbai 400 025.

Disclosures under Regulation 30(1) and 30(2) of SEBI (Substantial Acquisition of Shares and Takeovers) Regulations, 2011

Part B

Name of the Target Company: JM Financial Limited

Name(s) of the person and Persons Acting in concert (PAC) with the Person	Whether the person belongs to Promoter/ Promoter Group	PAN of the person and PACs
J. M. Financial & Investment Consultancy Services Private Limited	Promoter	AAACJ1237H
Nimesh Nagindas Kampani (Person who is in control of the TC)	Promoter	AAHPK2701P
J. M. Assets Management Private Limited	Promoter Group	AAACJ1238J
JSB Securities Limited	Promoter Group	AAACJ1402A
Kampani Consultants Limited	Promoter Group	AAACK4250F
SNK Investments Private Limited	Promoter Group	AAECS8123R
Persepolis Investment Company Private Limited	Promoter Group	AAACP2510P
JM Financial Trustee Company Private Limited	Promoter Group	AAACJ2579E
Aruna Nimesh Kampani (Relative of person who is in control of the TC)	Promoter Group	AAPPK2879N
Vishal Nimesh Kampani (Relative of person who is in control of the TC)	Promoter Group	AABPK5329F
Amishi Nimesh Kampani (Relative of person who is in control of the TC)	Promoter Group	ANLPK3297K

For J. M. Financial & Investment Consultancy Services Private Limited



Nimesh Kampani
Executive Chairman

Place: Mumbai

Date: April 2, 2018

J.M. Financial & Investment Consultancy Services Private Limited

Corporate Identity Number : U67120MH1973PTC016844

Regd. Office: 141, Maker Chambers III, Nariman Point, Mumbai 400 021, T: + 91 22 6630 3000 F: +91 22 6630 3223 www.jmfi.com

Corporate Office: 5th Floor, Chenergy Appasaheb Marathe Marg, Prabhadevi, Mumbai 400 025.

April 3, 2017

BSE Limited
Department of Corporate Services
Pheroze Jeejeebhoy Towers
Dalal Street, Fort
Mumbai 400 001

Dear Sirs,

Re : Submission of disclosure u/r 30(3) of SEBI (Substantial Acquisition of Shares & Takeovers) Regulation 2011
Security Code: 523405

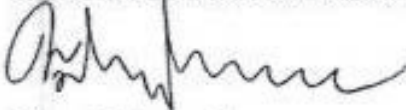
Pursuant to Sub-regulation (3) of Regulation 30 of SEBI (Substantial Acquisition of Shares and Takeovers) Regulation, 2011, we, J.M. Financial & Investment Consultancy Services Private Limited, promoter of JM Financial Limited, hereby make disclosure of our shareholding along with the shareholding of promoter group and persons acting in concert as on March 31, 2017, under sub-regulations (1) and (2) of the said Regulation 30 in the prescribed format.

Kindly acknowledge receipt and take the above on your record.


Thanking you,

Yours sincerely,

For J.M. Financial & Investment Consultancy Services Private Limited



Nimesh Kampani

 Executive Chairman

Encl : a/a

Disclosures under Regulation 30(1) and 30(2) of SEBI (Substantial Acquisition of Shares and Takeovers) Regulation, 2011

Part A – Details of Shareholding

1.	Name of the Target Company (TC)	JM Financial Limited
2.	Name(s) of the stock exchange(s) where the shares of the TC are listed	BSE Limited National Stock Exchange of India Limited
3.	Particulars of the shareholder(s) :	
a.	Name of person(s) together with Persons Acting in Concert (PAC) whose total holding (including that in the form of shares, warrants, convertible securities and any other instrument that would entitle the holder to receive shares in the TC) is more than 25% of the voting rights of the TC	
	Or	
b.	Name(s) of promoter(s), member of the promoter group and persons acting in concert (PAC) with him	<p>Promoter:-</p> <ol style="list-style-type: none"> 1. J.M. Financial & Investment Consultancy Services Private Limited 2. Nimesh Nagindas Kampani (Person who is in control of the TC) <p>Promoter group and PAC with it:-</p> <ol style="list-style-type: none"> 1. J.M. Assets Management Private Limited 2. JSB Securities Limited 3. Kampani Consultants Limited 4. SNK Investments Private Limited 5. Persepolis Investment Company Private Limited 6. Aruna Nimesh Kampani (Relative of person who is in control of the TC) 7. Vishal Nimesh Kampani (Relative of person who is in control of the TC) 8. Amishi Nimesh Kampani (Relative of person who is in control of the TC) 9. Ashith Nagindas Kampani (Relative of person who is in control of the TC)

an

J.M. Financial & Investment Consultancy Services Private Limited

Corporate Identity Number : U67120MH1973PTC016844

Regd. Office: 141, Motar Chambers B, Nariman Point, Mumbai 400 021, T: + 91 22 6630 3030 F: +91 22 6630 3344 www.jmf.com

Corporate Office: 5th Floor, Energy Apparabhai Marathe Marg, Prabhadevi, Mumbai 400 025.

Disclosures under Regulation 30(1) and 30(2) of SEBI (Substantial Acquisition of Shares and Takeovers) Regulation, 2011

4	Particulars of the shareholding of person(s) mentioned at (3) above	Number of shares	% w.r.t. total share /voting capital wherever applicable	% of total diluted share/voting capital of TC (*)
As of March 31, 2017, holding of :				
a)	Shares :-			
	Promoters:			
	J.M. Financial & Investment Consultancy Services Private Limited	20,34,06,600	25.60%	25.60%
	Nimesh Nagindas Kampani* (Person who is in control of the TC)	13,53,57,500	17.04%	17.04%
	Promoter Group and PAC with it:			
	J.M. Assets Management Private Limited	10,30,42,908	12.97%	12.97%
	JSB Securities Limited	65,05,000	0.81%	0.82%
	Kampani Consultants Limited	6,85,000	0.09%	0.09%
	SNK Investments Private Limited	1,16,60,000	1.47%	1.47%
	Persepolis Investment Company Private Limited	16,50,000	0.21%	0.21%
	Aruna Nimesh Kampani (Relative of person who is in control of TC)	3,84,51,250	4.84%	4.84%
	Vishal Nimesh Kampani (Relative of person who is in control of TC)	1,02,63,647	1.29%	1.29%
	Amishi Nimesh Kampani (Relative of person who is in control of the TC)	80,00,000	1.00%	1.01%
	Ashith Nagindas Kampani (Relative of person who is in control of the TC)	88	0.00%	0.00%
b)	Voting Rights (Otherwise than by shares)			
c)	Warrants			
d)	Convertible Securities			
e)	Any other instrument that would entitle the holder to receive shares in the TC.			
	TOTAL	51,90,21,993	65.32%	65.32%

(*) Diluted share/voting capital means the total number of shares in the TC assuming full conversion of the outstanding convertible securities/warrants into equity shares of the TC.

includes 12,50,000 equity shares held by Nimesh Kampani HUF.

For J.M. Financial & Investment Consultancy Services Private Limited



Nimesh Kampani
Executive Chairman

Place : Mumbai
Date : April 3, 2017


Disclosures under Regulation 30(1) and 30(2) of SEBI (Substantial Acquisition of Shares and Takeovers) Regulation, 2011

Part B

Name of the Target Company: JM Financial Limited

Name(s) of the person and Persons Acting in concert (PAC) with the Person	Whether the person belongs to Promoter/ Promoter Group	PAN of the person and PACs
J. M. Financial & Investment Consultancy Services Private Limited	Promoter	AAACJ1237H
Nimesh Nagindas Kampani#(Person who is in control of the TC)	Promoter	AAHPK2701P
J. M. Assets Management Private Limited	Promoter Group	AAACJ1238J
JSB Securities Limited	Promoter Group	AAACJ1402A
Kampani Consultants Limited	Promoter Group	AAACK4250F
SNK Investments Private Limited	Promoter Group	AAECS8123R
Persepolis Investment Company Private Ltd	Promoter Group	AAACP2510P
Aruna Nimesh Kampani (Relative of person who is in control of the TC)	Promoter Group	AAPPK2879N
Vishal Nimesh Kampani (Relative of person who is in control of the TC)	Promoter Group	AABPK5329F
Amishi Nimesh Kampani (Relative of person who is in control of the TC)	Promoter Group	ANLPK3297K
Ashith Nagindas Kampani (Relative of person who is in control of the TC)	Promoter Group	AABPK5069L

For J. M. Financial & Investment Consultancy Services Private Limited



Nimesh Kampani
Executive Chairman

Place: Mumbai
Date: April 3, 2017

J.M. Financial & Investment Consultancy Services Private Limited

Corporate Identity Number : U67120MH1973PTC016844

Regd. Office: 141, Maker Chambers II, Nariman Point, Mumbai-400 021. T: +91 22 6630 3030. F: +91 22 6630 3044. www.jmf.com

Corporate Office: 5th Floor, Century Apporachee Marathe Marg, Prabhadevi, Mumbai 400 025.

*emailed
takeover@nse.co.in*

JM FINANCIAL

April 3, 2017

National Stock Exchange of India Limited
Exchange Plaza, Plot no.C-1
G Block , Bandra Kurla Complex
Bandra (East)
Mumbai 400 051

Dear Sirs,

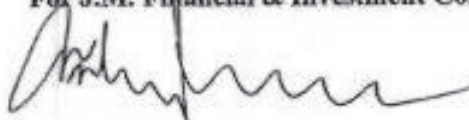
Re : Submission of disclosure u/r 30(3) of SEBI (Substantial Acquisition of Shares & Takeovers) Regulation 2011
Symbol : JMFANCIL

Pursuant to Sub-regulation (3) of Regulation 30 of SEBI (Substantial Acquisition of Shares and Takeovers) Regulation, 2011, we, J.M. Financial & Investment Consultancy Services Private Limited, promoter of JM Financial Limited, hereby make disclosure of our shareholding along with the shareholding of promoter group and persons acting in concert as on March 31, 2017, under sub-regulations (1) and (2) of the said Regulation 30 in the prescribed format.

Kindly acknowledge receipt and take the above on your record.

Thanking you,

Yours sincerely,
For J.M. Financial & Investment Consultancy Services Private Limited



Nimesh Kampani
Executive Chairman

Encl : a/a

J.M. Financial & Investment Consultancy Services Private Limited

Corporate Identity Number : U67120MH1973PTC016844

Regd. Office: 141, Maker Chambers III, Nariman Point, Mumbai 400 021. T: +91 22 6630 3030 F: +91 22 6630 3344 www.jmfi.com

Corporate Office: 5th Floor, Chhatrapati Shivaji Maharaj Marg, Prabhadevi, Mumbai 400 025.

Disclosures under Regulation 30(1) and 30(2) of SEBI (Substantial Acquisition of Shares and Takeovers) Regulation, 2011

Part A – Details of Shareholding

1.	Name of the Target Company (TC)	JM Financial Limited
2.	Name(s) of the stock exchange(s) where the shares of the TC are listed	BSE Limited National Stock Exchange of India Limited
3.	Particulars of the shareholder(s) :	
a.	Name of person(s) together with Persons Acting in Concert (PAC) whose total holding (including that in the form of shares, warrants, convertible securities and any other instrument that would entitle the holder to receive shares in the TC) is more than 25% of the voting rights of the TC	
	Or	
b.	Name(s) of promoter(s), member of the promoter group and persons acting in concert (PAC) with him	<p>Promoter:</p> <ol style="list-style-type: none"> 1. J.M. Financial & Investment Consultancy Services Private Limited 2. Nimesh Nagindas Kampani (Person who is in control of the TC) <p>Promoter group and PAC with it:</p> <ol style="list-style-type: none"> 1. J.M. Assets Management Private Limited 2. JSB Securities Limited 3. Kampani Consultants Limited 4. SNK Investments Private Limited 5. Persepolis Investment Company Private Limited 6. Aruna Nimesh Kampani (Relative of person who is in control of the TC) 7. Vishal Nimesh Kampani (Relative of person who is in control of the TC) 8. Amishi Nimesh Kampani (Relative of person who is in control of the TC) 9. Ashith Nagindas Kampani (Relative of person who is in control of the TC)

an

J.M. Financial & Investment Consultancy Services Private Limited

Corporate Identity Number : U67120MH1973PTC016844

Regd. Office: 141, Maker Chambers III, Nariman Point, Mumbai 400 021. T: + 91 22 6630 3030 F: +91 22 6630 3344 www.jmfi.com

Corporate Office: 5th Floor, Chhatrapati Shivaji Maharaj Marg, Prabhadevi, Mumbai 400 025.

Disclosures under Regulation 30(1) and 30(2) of SEBI (Substantial Acquisition of Shares and Takeovers) Regulation, 2011

4	Particulars of the shareholding of person(s) mentioned at (3) above	Number of shares	% w.r.t. total share /voting capital wherever applicable	% of total diluted share/voting capital of TC (*)
As of March 31, 2017, holding of :				
a)	Shares :- Promoters: J.M. Financial & Investment Consultancy Services Private Limited	20,34,06,600	25.60%	25.60%
	Nimesh Nagindas Kampani# (Person who is in control of the TC)	13,53,57,500	17.04%	17.04%
	Promoter Group and PAC with it: J.M. Assets Management Private Limited	10,30,42,908	12.97%	12.97%
	JSB Securities Limited	65,05,000	0.81%	0.82%
	Kampani Consultants Limited	6,85,000	0.09%	0.09%
	SNK Investments Private Limited	1,16,60,000	1.47%	1.47%
	Persepolis Investment Company Private Limited	16,50,000	0.21%	0.21%
	Aruna Nimesh Kampani (Relative of person who is in control of TC)	3,84,51,250	4.84%	4.84%
	Vishal Nimesh Kampani (Relative of person who is in control of TC)	1,02,63,647	1.29%	1.29%
	Amishi Nimesh Kampani (Relative of person who is in control of the TC)	80,00,000	1.00%	1.01%
	Ashith Nagindas Kampani (Relative of person who is in control of the TC)	88	0.00%	0.00%
b)	Voting Rights (Otherwise than by shares)			
c)	Warrants			
d)	Convertible Securities			
e)	Any other instrument that would entitle the holder to receive shares in the TC.			
	TOTAL	51,90,21,993	65.32%	65.32%

(*) Diluted share/voting capital means the total number of shares in the TC assuming full conversion of the outstanding convertible securities/warrants into equity shares of the TC.

includes 12,50,000 equity shares held by Nimesh Kampani HUF.

For J.M. Financial & Investment Consultancy Services Private Limited


Nimesh Kampani
Executive Chairman

Place : Mumbai

Date : April 3, 2017

J.M. Financial & Investment Consultancy Services Private Limited

Corporate Identity Number : U67120MH1973PTC016844

Regd. Office: 141, Maker Chambers III, Nariman Point, Mumbai 400 021. T: +91 22 6630 3030 F: +91 22 6630 3344 www.jmfi.com
Corporate Office: 5th Floor, Energy Appasaheb Marathe Marg, Prabhadevi, Mumbai 400 025.

Disclosures under Regulation 30(1) and 30(2) of SEBI (Substantial Acquisition of Shares and Takeovers) Regulation, 2011

Part B

Name of the Target Company: JM Financial Limited

Name(s) of the person and Persons Acting in concert (PAC) with the Person	Whether the person belongs to Promoter/ Promoter Group	PAN of the person and PACs
J. M. Financial & Investment Consultancy Services Private Limited	Promoter	AAACJ1237H
Nimesh Nagindas Kampani#(Person who is in control of the TC)	Promoter	AAHPK2701P
J. M. Assets Management Private Limited	Promoter Group	AAACJ1238J
JSB Securities Limited	Promoter Group	AAACJ1402A
Kampani Consultants Limited	Promoter Group	AAACK4250F
SNK Investments Private Limited	Promoter Group	AAECS8123R
Persepolis Investment Company Private Ltd	Promoter Group	AAACP2510P
Aruna Nimesh Kampani (Relative of person who is in control of the TC)	Promoter Group	AAPPK2879N
Vishal Nimesh Kampani (Relative of person who is in control of the TC)	Promoter Group	AABPK5329F
Amishi Nimesh Kampani (Relative of person who is in control of the TC)	Promoter Group	ANLPK3297K
Ashith Nagindas Kampani (Relative of person who is in control of the TC)	Promoter Group	AABPK5069L

For J. M. Financial & Investment Consultancy Services Private Limited



Nimesh Kampani
Executive Chairman

Place: Mumbai

Date: April 3, 2017

J.M. Financial & Investment Consultancy Services Private Limited

Corporate Identity Number : U67130MH1973PTC016844

Regd. Office: 141, Maker Chambers III, Nariman Point, Mumbai 400 021. T: + 91 22 6630 3030 F: +91 22 6630 3344 www.jmfl.com

Corporate Office: 5th floor, Cnergy Appasaheb Marathe Marg, Prabhadevi, Mumbai 400 025.

April 7, 2016

BSE Limited
Department of Corporate Services
Pheroze Jeejeebhoy Towers
Dalal Street, Fort
Mumbai- 400 001

Dear Sirs,

Re: Submission of disclosure u/r 30(3) of SEBI (Substantial Acquisition of Shares and Takeovers) Regulations, 2011
Security Code: 523405

Pursuant to Sub-regulation (3) of Regulation 30 of SEBI (Substantial Acquisition of Shares and Takeovers) Regulations, 2011, we J. M. Financial & Investment Consultancy Services Private Limited, promoter of JM Financial Limited, hereby make disclosure of our shareholding along with the shareholding of promoter group and persons acting in concert as on March 31, 2016, under sub-regulations (1) and (2) of the said Regulation 30 in the prescribed format.

Kindly acknowledge receipt and take the above on your record.

Thank you.

Yours sincerely,
for J. M. Financial & Investment Consultancy Services Private Limited



Nimesh Kampani
Chairman


Encl: a/a

Disclosures under Regulation 30(1) and 30(2) of SEBI (Substantial Acquisition of Shares and Takeovers) Regulations, 2011

4. Particulars of the shareholding of person(s) mentioned at (3) above	Number of shares	% w.r.t. total share /voting capital wherever applicable	% of total diluted share/voting capital of TC (*)
As of March 31st 2016, holding of:			
a) Shares :-			
Promoter:			
J. M. Financial & Investment Consultancy Services Private Limited	20,34,06,600	25.78%	25.78%
Nimesh Nagindas Kampani* (Person who is in control of the TC)	13,53,57,500	17.16%	17.16%
Promoter Group and PAC with it:			
J. M. Assets Management Private Limited	10,22,68,408	12.96%	12.96%
JSB Securities Limited	65,05,000	0.82%	0.82%
Kampani Consultants Limited	6,85,000	0.09%	0.09%
SNK Investments Private Limited	1,16,60,000	1.48%	1.48%
Persepolis Investment Company Private Ltd	16,50,000	0.21%	0.21%
Aruna Nimesh Kampani (Relative of person who is in control of the TC)	3,84,51,250	4.87%	4.87%
Vishal Nimesh Kampani (Relative of person who is in control of the TC)	1,01,63,647	1.29%	1.29%
Amishi Nimesh Kampani (Relative of person who is in control of the TC)	80,00,000	1.01%	1.01%
Ashith Nagindas Kampani (Relative of person who is in control of the TC)	88	0.00%	0.00%
b) Voting Rights (otherwise than by shares)	-	-	-
c) Warrants	-	-	-
d) Convertible Securities	-	-	-
e) Any other instrument that would entitle the holder to receive shares in the TC.	-	-	-
TOTAL	51,81,47,493	65.67%	65.67%

(*) Diluted share/voting capital means the total number of shares in the TC assuming full conversion of the outstanding convertible securities/warrants into equity shares of the TC.
includes 12,50,000 equity shares held by Nimesh Kampani HUF.

For J. M. Financial & Investment
Consultancy Services Private Limited


Nimesh Kampani
Chairman

Place: Mumbai
Date: April 7, 2016

J.M. Financial & Investment Consultancy Services Private Limited

Corporate Identity Number: U67120MH1973PTC016844

Regd. Office: 141, Maker Chambers III, Nariman Point, Mumbai 400 021, T: +91 22 6630 3030 F: +91 22 6630 3223 www.jmfi.com

Corporate Office: Sili Road, Chhatrapati Shivaji Maharaj Marg, Prabhadevi, Mumbai 400 025.



Disclosures under Regulation 30(1) and 30(2) of SEBI (Substantial Acquisition of Shares and Takeovers) Regulations, 2011

Part A - Details of Shareholding

1. Name of the Target Company (TC)	JM Financial Ltd
2. Name(s) of the stock exchange(s) where the shares of the TC are listed	BSE Limited National Stock Exchange of India Limited
<p>3. Particulars of the shareholder(s) :</p> <p>a. Name of person(s) together with Persons Acting in Concert (PAC) whose total holding (including that in the form of shares, warrants, convertible securities and any other instrument that would entitle the holder to receive shares in the TC) is more than 25% of the voting rights of the TC.</p> <p align="center">or</p> <p>b. Name(s) of promoter(s), member of the promoter group and persons acting in concert (PAC) with him.</p>	<p>Promoter: J. M. Financial & Investment Consultancy Services Private Limited Nimesh Nagindas Kampani (<i>Person who is in control of the TC</i>)</p> <p>Promoter group and PAC with it: J. M. Assets Management Private Limited JSB Securities Limited Kampani Consultants Limited SNK Investments Private Limited Persepolis Investment Company Private Ltd Aruna Nimesh Kampani (<i>Relative of person who is in control of the TC</i>) Vishal Nimesh Kampani (<i>Relative of person who is in control of the TC</i>) Amishi Nimesh Kampani (<i>Relative of person who is in control of the TC</i>) Ashith Nagindas Kampani (<i>Relative of person who is in control of the TC</i>)</p>

J.M. Financial & Investment Consultancy Services Private Limited

Corporate Identity Number : U67120MH1973PTC014844

Regd. Office: 141, Maker Chambers II, Nariman Point, Mumbai 400 021. T: + 91 22 6630 3030 F: +91 22 6630 3223 www.jmfi.com

Corporate Office: 5th Floor, Energy Appasaheb Marathe Marg, Prabhadevi, Mumbai 400 025.

Disclosures under Regulation 30(1) and 30(2) of SEBI (Substantial Acquisition of Shares and Takeovers) Regulations, 2011

Part B

Name of the Target Company: JM Financial Limited

Name(s) of the person and Persons Acting in concert (PAC) with the Person	Whether the person belongs to Promoter/ Promoter Group	PAN of the person and PACs
J. M. Financial & Investment Consultancy Services Private Limited	Promoter	AAACJ1237H
Nimesh Nagindas Kampani (Person who is in control of the TC)	Promoter	AAHPK2701P
J. M. Assets Management Private Limited	Promoter Group	AAACJ1238J
JSB Securities Limited	Promoter Group	AAACJ1402A
Kampani Consultants Limited	Promoter Group	AAACG4250F
SNK Investments Private Limited	Promoter Group	AAECS8123R
Persepolis Investment Company Private Ltd	Promoter Group	AAACP2510P
Aruna Nimesh Kampani (Relative of person who is in control of the TC)	Promoter Group	AAPPK2879N
Vishal Nimesh Kampani (Relative of person who is in control of the TC)	Promoter Group	AABPK5329F
Amishi Nimesh Kampani (Relative of person who is in control of the TC)	Promoter Group	ANLPK3297K
Ashith Nagindas Kampani (Relative of person who is in control of the TC)	Promoter Group	AABPK5069L

For J. M. Financial & Investment Consultancy Services Private Limited



Nimesh Kampani
Chairman

Place: Mumbai
Date: April 7, 2016

J.M. Financial & Investment Consultancy Services Private Limited

Corporate Identity Number : U87120MH1973PTC016644

Regd. Office: 141, Maker Chambers III, Nariman Point, Mumbai 400 021. T: +91 22 6630 3099 F: +91 22 6630 3223 www.jmfi.com

Corporate Office: 5th Floor, Chenergy Apparohab Marathe Marg, Prabhadevi, Mumbai 400 025.

April 7, 2016

National Stock Exchange of India Limited
Exchange Plaza
Plot No.C-1, G Block
Bandra-Kurla Complex
Bandra (East)
Mumbai - 400 051

Dear Sirs,

Re: Submission of disclosure u/r 30(3) of SEBI (Substantial Acquisition of Shares and Takeovers) Regulations, 2011

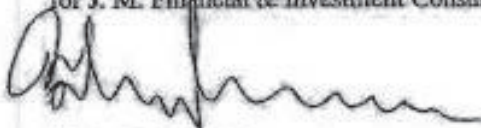
Symbol: JMFANCIIL

Pursuant to Sub-regulation (3) of Regulation 30 of SEBI (Substantial Acquisition of Shares and Takeovers) Regulations, 2011, we J. M. Financial & Investment Consultancy Services Private Limited, promoter of JM Financial Limited, hereby make disclosure of our shareholding along with the shareholding of promoter group and persons acting in concert as on March 31, 2016, under sub-regulations (1) and (2) of the said Regulation 30 in the prescribed format.

Kindly acknowledge receipt and take the above on your record.

Thank you.

Yours sincerely,
for J. M. Financial & Investment Consultancy Services Private Limited



Nimesh Kampani
Chairman

Encl: a/a

Disclosures under Regulation 30(1) and 30(2) of SEBI (Substantial Acquisition of Shares and Takeovers) Regulations, 2011

Part A – Details of Shareholding

1. Name of the Target Company (TC)	JM Financial Ltd
2. Name(s) of the stock exchange(s) where the shares of the TC are listed	BSE Limited National Stock Exchange of India Limited
<p>3. Particulars of the shareholder(s) :</p> <p>a. Name of person(s) together with Persons Acting in Concert (PAC) whose total holding (including that in the form of shares, warrants, convertible securities and any other instrument that would entitle the holder to receive shares in the TC) is more than 25% of the voting rights of the TC.</p> <p align="center">or</p> <p>b. Name(s) of promoter(s), member of the promoter group and persons acting in concert (PAC) with him.</p>	<p>Promoter: J. M. Financial & Investment Consultancy Services Private Limited Nimesh Nagindas Kampani (Person who is in control of the TC)</p> <p>Promoter group and PAC with it: J. M. Assets Management Private Limited JSB Securities Limited Kampani Consultants Limited SNK Investments Private Limited Persepolis Investment Company Private Ltd Aruta Nimesh Kampani (Relative of person who is in control of the TC) Vishal Nimesh Kampani (Relative of person who is in control of the TC) Amishi Nimesh Kampani (Relative of person who is in control of the TC) Ashith Nagindas Kampani (Relative of person who is in control of the TC)</p>

J.M. Financial & Investment Consultancy Services Private Limited

Corporate Identity Number : U67120MH1973PTC016844

Regd. Office: 141, Maker Chambers III, Nariman Point, Mumbai 400 021. T: + 91 22 6630 3030 F: +91 22 6630 3223 www.jmfi.com

Corporate Office: 5th Floor, Century Apposeeh Marathe Marg, Prabhadevi, Mumbai 400 025.


Disclosures under Regulation 30(1) and 30(2) of SEBI (Substantial Acquisition of Shares and Takeovers) Regulations, 2011

4. Particulars of the shareholding of person(s) mentioned at (3) above	Number of shares	% w.r.t. total share /voting capital wherever applicable	% of total diluted share/voting capital of TC (*)
As of March 31st 2016, holding of:			
a) Shares :-			
Promoters:			
J. M. Financial & Investment Consultancy Services Private Limited	20,34,06,600	25.78%	25.78%
Nimesh Nagindas Kampani [#] (Person who is in control of the TC)	13,53,57,500	17.16%	17.16%
Promoter Group and PAC with it:			
J. M. Assets Management Private Limited	10,22,68,408	12.96%	12.96%
JSB Securities Limited	65,05,000	0.82%	0.82%
Kampani Consultants Limited	6,85,000	0.09%	0.09%
SNK Investments Private Limited	1,16,60,000	1.48%	1.48%
Persepolls Investment Company Private Ltd	16,50,000	0.21%	0.21%
Aruna Nimesh Kampani (Relative of person who is in control of the TC)	3,84,51,250	4.87%	4.87%
Vishal Nimesh Kampani (Relative of person who is in control of the TC)	1,01,63,647	1.29%	1.29%
Amishi Nimesh Kampani (Relative of person who is in control of the TC)	80,00,000	1.01%	1.01%
Ashith Nagindas Kampani (Relative of person who is in control of the TC)	88	0.00%	0.00%
b) Voting Rights (otherwise than by shares)	-	-	-
c) Warrants,	-	-	-
d) Convertible Securities	-	-	-
e) Any other instrument that would entitle the holder to receive shares in the TC.	-	-	-
TOTAL	51,81,47,493	65.67%	65.67%

(*) Diluted share/voting capital means the total number of shares in the TC assuming full conversion of the outstanding convertible securities/warrants into equity shares of the TC.

Includes 12,50,000 equity shares held by Nimesh Kampani HUF.

For J. M. Financial & Investment
Consultancy Services Private Limited


Nimesh Kampani
Chairman

Place: Mumbai
Date: April 7, 2016

J.M. Financial & Investment Consultancy Services Private Limited

Corporate Identity Number : U67120MH1973PTC016844

Regd. Offices: 141, Maker Chambers II, Nariman Point, Mumbai 400 021. T: +91 22 6630 3030 F: +91 22 6630 3223 www.jmfi.com

Corporate Office: 5th Floor, Chery Appoloahab Marathe Marg, Prabhadevi, Mumbai-400 025.



Disclosures under Regulation 30(1) and 30(2) of SEBI (Substantial Acquisition of Shares and Takeovers) Regulations, 2011

Part B

Name of the Target Company: JM Financial Limited

Name(s) of the person and Persons Acting in concert (PAC) with the Person	Whether the person belongs to Promoter/ Promoter Group	PAN of the person and PACs
J. M. Financial & Investment Consultancy Services Private Limited	Promoter	AAACJ1237H
Nimesh Nagindas Kampani (Person who is in control of the TC)	Promoter	AAHPK2701P
J. M. Assets Management Private Limited	Promoter Group	AAACJ1238J
JSB Securities Limited	Promoter Group	AAACJ1402A
Kampani Consultants Limited	Promoter Group	AAACK4250F
SNK Investments Private Limited	Promoter Group	AAECS8123R
Perspolls Investment Company Private Ltd	Promoter Group	AAACP2510P
Aruna Nimesh Kampani (Relative of person who is in control of the TC)	Promoter Group	AAPPK2879N
Vishal Nimesh Kampani (Relative of person who is in control of the TC)	Promoter Group	AABPK5329F
Amishi Nimesh Kampani (Relative of person who is in control of the TC)	Promoter Group	ANLPK3297K
Ashith Nagindas Kampani (Relative of person who is in control of the TC)	Promoter Group	AABPK5069L

For J. M. Financial & Investment Consultancy Services Private Limited

Nimesh Kampani
Chairman

Place: Mumbai
Date: April 7, 2016

J.M. Financial & Investment Consultancy Services Private Limited

Corporate Identity Number : U67120MH1973PTC016044

Regd. Office: 141, Maker Chambers III Nariman Point, Mumbai 400 021. T: + 91 22 6630 3030 F: +91 22 6630 3223 www.jmfi.com

Corporate Office: 5th Floor, Energy Approach Marathe Marg, Prabhadevi, Mumbai 400 025.