



September 8, 2020

BSE Limited
Phiroze Jeejeebhoy Towers
Dalal Street
Mumbai – 400001

National Stock Exchange of India Limited
Exchange Plaza
Bandra Kurla Complex
Bandra (E), Mumbai – 400051

Scrip Code: 533320

Scrip Code: JUBLINDS

Sub: Notice of the 14th Annual General Meeting and Annual Report for financial year 2019-20

Dear Sir,

Pursuant to the provisions of Regulation 30 & 34 of Securities and Exchange Board of India (Listing Obligations and Disclosure Requirements) Regulations, 2015 and our letter dated September 4, 2020 informing about the 14th Annual General Meeting (“AGM”) of the Company scheduled to be held on Wednesday, September 30, 2020 at 11:00 A.M. (IST) through Video Conferencing/ Other Audio Visual Means, in accordance with General Circular No. 20/2020 dated May 5, 2020 read with General Circular Nos. 14/2020 dated April 8, 2020 and 17/2020 dated April 13, 2020 issued by the Ministry of Corporate Affairs and Circular No. SEBI/HO/CFD/CMD1/CIR/P/2020/79 dated May 12, 2020 issued by the Securities and Exchange Board of India (‘the Circulars’). In this regard, we wish to inform that:

1. Pursuant to the Circulars, Notice of AGM for transacting the business as set out therein and Annual Report for financial year 2019-20 are being sent through electronic mode to all the members of the Company whose email addresses are registered with the Company/ Depository Participant(s). The Copy of Notice of AGM dated September 3, 2020 and Annual Report of the Company are enclosed and also available on Company’s website at www.jubilantindustries.com.
2. The Company has provided facility to vote by electronic means (remote e-voting as well as e-voting at the AGM) on all the resolutions set out in the Notice of AGM to the members, who are holding shares on the Cut-off date i.e. Wednesday, September 23, 2020. The remote e-voting will commence at 9:00 A.M. (IST) on Sunday, September 27, 2020 and end at 5:00 P.M. (IST) on Tuesday, September 29, 2020. The detailed instructions for registering email address(s) and e-voting/ attendance at the AGM are given in the Notice of AGM.

Thanking you,

Yours faithfully,
For **Jubilant Industries Limited**

Abhishek Mishra
Company Secretary

Encl.: as above

A Jubilant Bhartia Company

OUR VALUES



Jubilant Industries Limited
Plot No. 15, Knowledge Park II,
Greater Noida, Distt. Gautam
Budh Nagar - 201 306, UP, India
Tel: +91 120 7186000
Fax: +91 120 7186140
www.jubilantindustries.com

Regd Office:
Bhartiagram, Gajraula
Distt. Amroha-244 223
UP, India
CIN: L24100UP2007PLC032909

investorsjil@jubl.com



JUBILANT INDUSTRIES LIMITED

(CIN: L24100UP2007PLC032909)

Registered Office: Bhartiagram, Gajraula,

District Amroha - 244 223,

Uttar Pradesh, India

E-mail: investorsjil@jubl.com

Website: www.jubilantindustries.com

Phone : +91-5924-267200

NOTICE

Notice is hereby given that the Fourteenth Annual General Meeting of Members of Jubilant Industries Limited will be held on Wednesday, September 30, 2020 at 11:00 A.M. through Video Conferencing ('VC') / Other Audio Visual Means ('OAVM') to transact the following business:

ORDINARY BUSINESS

- To consider and adopt:
 - the Audited Standalone Financial Statements of the Company for the Financial Year ended March 31, 2020, the Reports of the Board of Directors and Auditors thereon; and
 - the Audited Consolidated Financial Statements of the Company for the Financial Year ended March 31, 2020 and Report of the Auditors thereon.
- To appoint a Director in place of Mr. Priyavrat Bhartia (DIN: 00020603), who retires by rotation and, being eligible, offers himself for re-appointment.

SPECIAL BUSINESS

- Appointment of Mr. Ravinder Pal Sharma (DIN: 03411214) as an Independent Director**

To consider and if thought fit, to pass the following resolution as an **Ordinary Resolution**:

"RESOLVED THAT pursuant to the provisions of Sections 149, 150, 152 and other applicable provisions, if any, of the Companies Act, 2013 (the Act), the Companies (Appointment and Qualification of Directors) Rules, 2014 read with Schedule IV of the Act, Regulation 16(1)(b) and other applicable provisions of SEBI (Listing Obligations and Disclosure Requirements) Regulations, 2015 (Listing Regulations) (including any statutory modification(s) or re-enactment thereof, for the time being in force), the Appointment and Remuneration Policy of the Company, Mr. Ravinder Pal Sharma (DIN: 03411214), who was appointed as an Additional Director (Independent) of the Company with effect from September 3, 2020 and who holds office upto the date of this Annual General Meeting of the Company in terms of Section 161 of the Act and Articles of Association of the Company and who has submitted a declaration that he meets the criteria for independence as provided under the Act and Listing Regulations and in respect of whom the Company has received a notice in writing from a Member under Section 160(1) of the Act proposing his candidature for the office of Director of the Company, be and is hereby appointed as an Independent Director to hold office for a term of 5 (Five) consecutive years with effect from September 3, 2020 to September 2, 2025."

- Sale of Assets**

To consider and if thought fit, to pass the following resolution as a **Special Resolution**:

"RESOLVED THAT pursuant to the provisions of Section 180(1)(a) and other applicable provisions, if any, of the Companies Act, 2013 including any statutory modification or re-enactment thereof for the time being in force ("the Act"), SEBI (Listing Obligations and Disclosure Requirements) Regulations, 2015, as amended from time to time, the provisions of the Memorandum and Articles of Association of the Company and such other approvals, consents and permissions being obtained from the appropriate authorities to the extent applicable and necessary, the consent of the members be and is hereby accorded to the Board of Directors of the Company (hereinafter referred as the "Board" which term shall be deemed to include any Committee(s), which the Board may have constituted or may constitute to exercise its powers including the power conferred on the Board by this resolution), to sell the land and building of the manufacturing unit situated at Village Nimbut, Rly. Station, Nira, Dist. Pune - 412102 ("Undertaking") for a consideration of ₹ 12,35,00,000 (Rupees Twelve Crore Thirty Five Lakh only) and the plant and machinery of the Undertaking for a consideration of ₹ 95,00,000 (Rupees Ninety Five Lakh only) on such terms and conditions as may be deemed fit by the Board.

RESOLVED FURTHER THAT the Board be and is hereby authorised and empowered to negotiate, finalise and execute necessary documents including but not limited to definitive agreements, deeds of assignment / conveyance and other ancillary documents, with effect from such date and in such manner as decided by the Board to do all such other acts, deeds, matters and things as they may deem necessary and/or expedient to give effect to the above resolution including without limitation, to settle any questions, difficulties or doubts that may arise in regard to sale and transfer of certain assets of the Undertaking as they may in their absolute discretion deem fit.

RESOLVED FURTHER THAT the Board be and is hereby authorized to delegate all or any of the powers herein conferred, to any Committee of Directors or any one or more Director(s) of the Company or any officers of the Company with power to delegate to any Officer(s) or authorised representative(s) of the Company, with authorities as required, affixing the common seal of the Company, if required, on agreements or documents, arranging delivery and execution of contracts, deeds, agreements and instruments."

NOIDA
September 3, 2020

By Order of the Board of Directors
Abhishek Mishra
Company Secretary

NOTES:

1. Information pursuant to the provisions of Regulation 36(3) of Securities and Exchange Board of India (Listing Obligations and Disclosure Requirements) Regulations, 2015 (herein after referred as 'Listing Regulations') for Item No. 2, is annexed as **Annexure A** to this notice.

The Explanatory Statement, pursuant to Section 102 of the Companies Act, 2013 ("the Act"), with regard to the special business to be transacted at the 14th Annual General Meeting (AGM), is annexed.

Further, the information and facts as specified in the Regulations 26(4) & 36(3) of Listing Regulations and Secretarial Standard-2 on "General Meetings" issued by 'The Institute of Company Secretaries of India' for Item No. 3 is given in the explanatory statement and in **Annexure B**, annexed to this notice.

2. Considering the present Covid-19 pandemic, the Ministry of Corporate Affairs ('MCA') has vide its circular dated May 5, 2020 read together with circulars dated April 8, 2020 and April 13, 2020 (collectively referred to as 'MCA Circulars') permitted convening the AGM through VC or OAVM, without the physical presence of the members at a common venue. In accordance with the MCA Circulars, provisions of the Act and Listing Regulations, the AGM of the Company is being held through VC / OAVM. The deemed venue for the AGM shall be the Registered Office of the Company.
3. **Since this AGM is being held without the physical presence of the Members, the Proxy Form and the Attendance Slip are not annexed to this Notice.**
4. Members attending the AGM through VC / OAVM facility shall be counted for the purpose of reckoning the quorum under Section 103 of the Act.
5. In case of joint holders, the Member whose name appears as the first holder in the order of names as per the Register of Members of the Company will be entitled to vote at the AGM.
6. In compliance with the aforesaid MCA Circulars and SEBI Circular dated May 12, 2020, Notice, inter-alia, explaining the manner of attending AGM through VC/ OAVM and electronic (e-voting) voting along with the Annual Report for the Financial Year 2019-20 is being sent only through electronic mode to those Members whose e-mail addresses are registered with the Company or Depository Participants or Registrar and Transfer Agents ('RTA') of the Company, Alankit Assignments Limited. Members may note that the Notice and Annual Report 2019-20 will also be available on Company's website www.jubilantindustries.com, websites of the stock exchanges i.e. BSE Limited and National Stock Exchange of India Limited at www.bseindia.com and www.nseindia.com respectively and on the website of National Securities Depository Limited ('NSDL') at www.evoting.nsdl.com.
7. Since the AGM will be held through VC/OAVM without the physical presence of Members at a common venue, the route map is not required.
8. The Notice of AGM and Annual Report will be sent to those Members / beneficial owners whose name will appear in the Register of Members / list of Beneficial Owners received from the Depositories as on Friday, August 28, 2020.
9. **Change of Address or Other Particulars**
Members are requested to intimate change, if any, in their address (with PIN Code), E-mail ID, nominations, bank

details, mandate instructions, National Electronic Clearing Service ('NECS') mandates, etc. under the signature of the registered holder(s) to:

- The Registrar and Transfer Agent ('RTA') of the Company in respect of shares held in physical form; and
 - The Depository Participants in respect of shares held in electronic form.
10. Pursuant to Section 72 of the Act, read with Rule 19(1) of the Companies (Share Capital and Debentures) Rules, 2014, member(s) of the Company may nominate a person in whom the shares held by the members shall vest in the event of their unfortunate death. Accordingly, members holding shares in physical form, desirous of availing this facility may submit nomination in Form SH-13 to RTA of the Company. In respect of shares held in dematerialised form, the nomination form may be filed with the concerned Depository Participant.
 11. **The Company has transferred the unpaid or unclaimed dividend declared for financial year 2010-11, to the Investor Education and Protection Fund (IEPF) established by the Central Government and the same can be accessed through the link: <https://www.jubilantindustries.com/unclaimed-dividend-and-shares.html>. The said details have also been uploaded on the website of the IEPF Authority and the same can be accessed through the link: www.iepf.gov.in.**

In addition to above, pursuant to the provisions of Investor Education and Protection Fund Authority (Accounting, Audit, Transfer and Refund) Rules, 2016, the Company has transferred 62,381 equity shares to the IEPF Authority on October 24, 2018, in respect of which dividend had remained unpaid or unclaimed for seven consecutive years or more as on due date of transfer, i.e., September 24, 2018. Details of shares so far transferred to the IEPF Authority are available on the website of the Company on <https://www.jubilantindustries.com/unclaimed-dividend-and-shares.html> and on the website of the IEPF Authority on www.iepf.gov.in.

No claims shall lie against the Company for the amounts transferred as above. Shareholders may note that shares as well as unpaid/unclaimed dividends transferred to the IEPF Authority can be claimed back from the IEPF Authority.

The concerned shareholders are advised to visit the weblink of the IEPF Authority <http://www.iepf.gov.in/IEPF/refund.html> or may contact Company's Registrar and Share Transfer Agent, i.e., Alankit Assignments Limited for detailed procedure to lodge the claim with the IEPF Authority. Mr. Abhishek Mishra, Company Secretary of the Company is the Nodal Officer for the purpose of verification of claims and co-ordination with IEPF Authority.

12. The Company has a dedicated E-mail address investorsjil@jubl.com for members to mail their queries or lodge complaints, if any. We will endeavor to reply to your queries at the earliest.

The Company's website www.jubilantindustries.com has a dedicated section on Investors. It also answers your Frequently Asked Questions (FAQs).

13. SEBI has mandated that securities of listed companies can be transferred only in dematerialized form effective

from April 1, 2019. Members are, therefore, requested to dematerialise their shareholding, if not already done, to avoid inconvenience in future.

14. Pursuant to Clause 5A of the erstwhile Listing Agreement with the Stock Exchanges, members who had not claimed share certificates had been sent three reminder letters to claim their equity shares. Thereafter, in terms of the Listing Agreement, the equity shares, which remained unclaimed, were transferred during the year 2011-12 to JIL-Unclaimed Suspense Account. As on March 31, 2020, 3,858 Equity Shares pertaining to 119 shareholders are lying in this account. The voting rights on the said shares will remain frozen till the rightful owners of such shares claim the shares. Members may approach the Alankit Assignments Limited, the Registrar and Share Transfer Agent of the Company to get their shares released from this Account.
15. All share and dividend related correspondence may be sent to RTA at the following address:
Alankit Assignments Limited
(Unit: Jubilant Industries Limited)
Alankit House, 4E/2, Jhandewalan Extension,
New Delhi - 110 055, India
Phone : +91 - 11 - 2354 1234/ 4254 1234
Fax : +91 - 11 - 2355 2001
E-mail : rtat@alankit.com

In all correspondence, please quote your DP ID & Client ID or Folio Number.
16. **Process for those Shareholders whose email address are not registered**
Members, who are holding shares in physical/ electronic form and their e-mail addresses are not registered with the Company/ Depository Participants, are requested to register their e-mail addresses at the earliest by sending scanned copy of a duly signed letter by the Member(s) mentioning their name, complete address, folio number, number of shares held with the Company along with self-attested scanned copy of the PAN Card and self-attested scanned copy of any one of the following documents viz., Aadhaar Card, Driving Licence, Election Card, Passport, utility bill or any other Government document in support of the address proof of the Member as registered with the Company for receiving the Annual Report of FY 2019-20 along with Notice of AGM by email to investorsjil@jubl.com or rtat@alankit.com. Members holding shares in demat form can update their email address with their Depository Participants.
17. Relevant documents referred to in the Annual Report including Notice of AGM and Explanatory Statement are available electronically for inspection without any fee by the members from the date of circulation of this Notice up to the date of AGM. Members seeking to inspect such documents can send an email to investorsjil@jubl.com.
18. During the AGM, Members may access the scanned copy of:
 - (i) Register of Directors and Key Managerial Personnel and their shareholding maintained under Section 170 of the Act;
 - (ii) Register of Contracts or arrangements in which Directors are interested under Section 189 of the Act; and
 - (iii) Certificate issued by the Statutory Auditor of the Company certifying that JIL Employees Stock Option Scheme 2013 & JIL Employees Stock Option Scheme

2018 have been implemented in accordance with SEBI (Share Based Employee Benefits) Regulations, 2014.

Or any other documents as may be required, upon Log-in to NSDL e-Voting system at <https://www.evoting.nsdl.com>.

19. **INSTRUCTIONS FOR E-VOTING AND JOINING THE AGM ARE AS FOLLOWS:**

To comply with the provisions of Section 108 of the Act and Rule 20 of the Companies (Management and Administration) Rules, 2014 as amended up to date and Regulation 44 of the Listing Regulations read with 'MCA Circulars', the Company is pleased to provide the facility to the Members to cast their votes, electronically through remote e-voting (prior to AGM) and e-voting (during the AGM) services provided by NSDL on all resolutions set forth in this Notice.

(A) Instructions for Remote E-Voting prior to the AGM

- I. The remote e-Voting period commences at 9:00 a.m. (IST) on Sunday, September 27, 2020 and ends at 5:00 p.m. (IST) on Tuesday, September 29, 2020. During this period, members of the Company holding shares either in physical form or in dematerialized form, as on the Cut-off date of Wednesday, September 23, 2020 ('Cut-off date'), may cast their vote by remote e-Voting. No remote e-Voting shall be allowed beyond the aforesaid date and time and remote e-Voting module shall be disabled by NSDL upon expiry of the aforesaid period. Once the vote on a resolution is cast by the member, the member shall not be allowed to change it subsequently.
- II. The Members who have cast their vote by remote e-voting prior to the AGM may also attend and participate in the AGM through VC/ OAVM means, but shall not be entitled to cast their e-vote again.
- III. The voting rights of Members shall be in proportion to their shares in the paid-up equity share capital of the Company as on the cut-off date. A person who is not a member as on the cut-off date should treat this Notice for information purpose only.
- IV. Any person, who acquire shares and become Member of the Company after the date of electronic dispatch of the Notice and holding shares as on the cut-off date i.e. September 23, 2020, may obtain the login ID and password by sending a request at evoting@nsdl.co.in. However, if they are already registered with NSDL for remote e-voting then they can use their existing User ID and password to cast the vote.
- V. **How do I vote electronically using NSDL e-Voting system?** The way to vote electronically on NSDL e-Voting system consists of "Two Steps" which are mentioned below:
Step 1 : Log-in to NSDL e-Voting system at <https://www.evoting.nsdl.com/>
Step 2 : Cast your vote electronically on NSDL e-Voting system.

4. Now you are ready for e-Voting as the Voting page opens.
5. Cast your vote by selecting appropriate options i.e. assent or dissent, verify/modify the number of shares for which you wish to cast your vote and click on "Submit" and also "Confirm" when prompted.
6. Upon confirmation, the message "Vote cast successfully" will be displayed.
7. You can also take the printout of the votes cast by you by clicking on the print option on the confirmation page.
8. Once you confirm your vote on the resolution, you will not be allowed to modify your vote.

(B) INSTRUCTIONS FOR E-VOTING DURING THE AGM

1. The procedure for e-voting during the AGM is same as the instructions mentioned above for remote e-voting.
2. Only those Members/ Shareholders, who will be present in the AGM through VC/ OAVM facility and have not cast their vote on the resolutions through remote e-voting and are otherwise not barred from doing so, shall be eligible to vote through e-voting system during the AGM.

(C) INSTRUCTIONS FOR ATTENDING THE AGM THROUGH VC / OAVM

1. Members will be able to attend the AGM through VC/ OAVM provided by NSDL at <https://www.evoting.nsdl.com> by using their remote e-voting login credentials and selecting the EVEN for Company's AGM.

Members who do not have the User ID and Password for e-voting or have forgotten the User ID and Password may retrieve the same by following the remote e-voting instructions mentioned in the Notice. Further, Members can also use the OTP based login for logging into the e-voting system of NSDL.

2. The Members will be allowed to join the AGM through VC/ OAVM facility, thirty (30) minutes before the scheduled time of commencement of the AGM and shall be kept open throughout the proceedings of the AGM. The facility of participation at the AGM through VC/ OAVM will be made available to atleast 1,000 members on first-come-first-served basis. The large Shareholders (Shareholders holding 2% or more shareholding), Promoters, Institutional Investors, Directors, Key Managerial Personnel, the Chairpersons of the Audit Committee, Nomination, Remuneration and Compensation Committee and Stakeholders Relationship Committee, Auditors, etc. can attend the AGM without any restriction on account of first-come-first-served basis.
3. For ease of conduct, the Company is pleased to provide two way video conferencing facility to the Members who would like to express their views/ ask questions at the AGM. The Members may register themselves atleast five (5) days in advance as a speaker by sending their request

along with questions from their registered email address mentioning their name, DP ID and Client ID/ folio number, PAN, mobile number at investorsjil@jubl.com. Those members who have registered themselves as a speaker will only be allowed to express their views/ ask questions at the AGM. The Company reserves the right to restrict the number of speakers depending on the availability of time for the AGM. Members who do not wish to speak during the AGM but have queries regarding financial statements or other matters may send their queries five (5) days before the AGM mentioning their name, DP ID and Client ID/ folio number, PAN, mobile number at investorsjil@jubl.com. These queries will be replied by the Company suitably by email.

4. Members who need assistance before or during the AGM, can contact NSDL on E-mail ID: evoting@nsdl.co.in or call on toll free no. 1800-222-990 or contact Mr. Amit Vishal, Senior Manager, NSDL at amitv@nsdl.co.in / 022-24994360/ or Ms. Pallavi Mhatre, Manager, NSDL at pallavid@nsdl.co.in / 022-24994545.

20. General Guidelines for Shareholders

1. Institutional/ Corporate Shareholders (i.e. other than individuals, HUF, NRI, etc.) are required to send a scanned copy (PDF/JPG Format) of its Board Resolution/ Authorisation Letter, etc. authorizing its representative to attend the AGM through VC/ OAVM on its behalf and to vote through e-voting. The said resolution/ authorization shall be sent to the Scrutinizer by email to sanjaygrover7@gmail.com with a copy marked to evoting@nsdl.co.in.
2. It is strongly recommended not to share your password with any other person and take utmost care to keep your password confidential. Login to the e-voting website will be disabled upon five unsuccessful attempts to key in the correct password. In such an event, you will need to go through the "Forgot User Details/Password?" or "Physical User Reset Password?" option available on www.evoting.nsdl.com to reset the password.
3. In case of any queries, you may refer the Frequently Asked Questions (FAQs) for Shareholders and e-voting user manual for Shareholders available at the download section of www.evoting.nsdl.com or call on toll free no.: 1800-222-990 or send a request at evoting@nsdl.co.in.
4. In case of any queries or grievances relating to e-Voting, you may contact Mr. Amit Vishal, Senior Manager, NSDL, Trade World, 4th Floor, Kamala Mills Compound, Senapati Bapat Marg, Lower Parel, Mumbai- 400013, India through e-mail at evoting@nsdl.co.in or on Toll Free No.: 1800-222-990 or Mr. J.K. Singla, Senior Manager, Alankit Assignments Limited, Alankit House, 4E/2, Jhandewalan Extension, New Delhi-110 055, India through email at rita@alankit.com or on Telephone No.: 011-42541234.

21. Other Instructions

1. The Board of Directors has appointed Mr. Devesh Kumar Vasisht (FCS No. 8488, C.P. No.: 13700), failing him, Ms. Priyanka (ACS No. 41459, C.P. No.:

16187), Partners of M/s. Sanjay Grover & Associates, Company Secretaries, as 'Scrutinizer' to scrutinize the process of e-voting during the AGM and remote e-voting held before the AGM in a fair and transparent manner.

2. The Scrutinizer shall, immediately after the conclusion of e-voting at the AGM, unblock the votes cast through remote e-voting and e-vote cast during AGM and will make, not later than 48 hours of conclusion of the AGM, a consolidated Scrutinizer's Report of the total e-votes cast in favour or against, if any, to the Chairman or a person authorised by him in writing, who shall countersign the same and declare the result of the voting forthwith.
3. The results of voting will be declared within 48 hours from the conclusion of the AGM i.e. on or before October 2, 2020 and the result declared along with the report of the Scrutinizer shall be placed on the website of the Company and on the website of NSDL immediately after declaration of result by the Chairman or a person authorised by him and the result shall also be communicated to the Stock Exchanges.
4. The recorded transcript of the AGM shall be placed on the Company's website www.jubilantindustries.com in the Investors Section, as soon as possible after conclusion of AGM.
5. Subject to receipt of requisite number of votes, the resolutions shall be deemed to be passed at the AGM scheduled to be held on Wednesday, September 30, 2020.

ANNEXURE A TO THIS NOTICE

Information for Item No. 2

(Director seeking re-appointment at AGM pursuant to Regulation 36(3) of the Listing Regulations forming part of this Notice)

MR. PRIYAVRAT BHARTIA (DIN: 00020603)

Mr. Priyavrat Bhartia, 43 years, is a Non-Executive Chairman of Jubilant Industries Limited. Mr. Bhartia has around 23 years of industry experience. He holds Bachelor's degree in Economics from Dartmouth College (USA) and Masters in Business Administration from Stanford University (USA). He is on the Board of the Company since October 28, 2010. He Holds 253 equity shares of the Company.

He also holds directorships in the following companies:

Indian Public Companies:

- Jubilant Life Sciences Limited
- Jubilant Agri and Consumer Products Limited
- HT Media Limited
- Hindustan Media Ventures Limited
- Digicontent Limited
- The Hindustan Times Limited

Other Companies:

- Jubilant Enpro Private Limited
- Jubilant Realty Private Limited
- Jubilant Stock Holding Private Limited
- ARS Trustee Company Private Limited
- Earthstone Holding (Two) Private Limited
- SB Trusteeship Services Private Limited
- PSB Trustee Company Private Limited
- SPB Trustee Company Private Limited
- SSP Trustee Company Private Limited
- SSBPB Investment Holding Private Limited

Details of his Committee Chairmanship/membership are given below:

Sr. No.	Name of Company	Name of Committee	Chairman/Member
1	Jubilant Life Sciences Limited	Audit Committee	Member
		Sustainability & Corporate Social Responsibility Committee	Member
		Capital Issue Committee	Member
		Finance Committee	Member
		Fund Raising Committee	Member
2	Jubilant Industries Limited	Nomination Remuneration and Compensation Committee	Member
		Sustainability and Corporate Social Responsibility Committee	Chairman
		Stakeholders' Relationship Committee	Member
		Restructuring Committee	Chairman
		Finance Committee	Chairman
3	Jubilant Agri and Consumer Products Limited	Nomination and Remuneration Committee	Member
		Sustainability and Corporate Social Responsibility Committee	Chairman
		Restructuring Committee	Chairman
		Finance Committee	Chairman
4	The Hindustan Times Limited	Audit Committee	Member
		Corporate Social Responsibility Committee	Member
5	Hindustan Media Ventures Limited	Audit Committee	Member
		Investment & Banking Committee	Member
		Corporate Social Responsibility Committee	Member
		Stakeholders' Relationship Committee	Member
6	HT Media Limited	Corporate Social Responsibility Committee	Member
		Investment Committee	Member
		Risk Management Committee	Member
		Nomination and Remuneration Committee	Member
		Stakeholders' Relationship Committee	Member
7	Earthstone Holding (Two) Private Limited	Corporate Social Responsibility Committee	Member
8	Digicontent Limited	Banking and Finance Committee	Member

During the year, Mr. Bhartia attended all four meetings of Board of Directors of the Company held on May 16, 2019; July 25, 2019; October 24, 2019 and January 30, 2020.

On re-appointment, Mr. Bhartia shall be liable to retire by rotation. Mr. Bhartia being brother of Mr. Shamit Bhartia, Non-Executive Director, is related to him. He is not related to any other Director and Key Managerial Personnel of the Company.

EXPLANATORY STATEMENT

Item No. 3

(Disclosure Pursuant to Section 102 of Act, information under Regulation 36(3) of the Listing Regulations and facts as required under Secretarial Standard-2 on General Meetings)

In terms of the Appointment and Remuneration Policy of the Company and based on the recommendations of Nomination, Remuneration and Compensation Committee, the Board of Directors has appointed, subject to the approval of the members at the AGM, Mr. Ravinder Pal Sharma (DIN: 03411214) as a Non-Executive Independent Director of the Company, with effect from September 3, 2020. Mr. Sharma has given his consent to act as Director. He has also given declaration to the effect that he is not disqualified from being appointed as Director in terms of Section 164 of the Act

and that he meets the criteria of Independence as specified under Section 149 of the Act and the Listing Regulations.

In the opinion of the Board, Mr. Sharma possess appropriate skills, experience & knowledge which would enable the Board to discharge its functions and duties effectively, and fulfils the conditions for appointment as an Independent Director as specified in the Act read with rules made thereunder and the Listing Regulations and that he is independent of the management. The disclosures including brief resume and other details prescribed under Regulation 26(4) and 36(3) of the Listing Regulations read with the provisions of the Secretarial Standard-2 on General Meetings issued by the Institute of Company Secretaries of India are provided in **Annexure B** of the Notice.

The Company has also received notice in writing from member proposing his candidature for appointment as Director of the Company. Copy of Appointment Letter setting out terms and conditions of his appointment is available for online inspection by Members upon Log-in to NSDL e-Voting system at <https://www.evoting.nsdl.com>.

The terms and conditions of their appointment, being Independent Directors, posted on the Company's website www.jubilantindustries.com.

Except Mr. Sharma being appointee, none of the Directors or Key Managerial Personnel or their relatives is concerned or interested, financially or otherwise, in the proposed resolution.

The Board of Directors recommends the Ordinary Resolution set out at Item No. 3 of the Notice of AGM for approval of the members.

Item No. 4

(Disclosure Pursuant to Section 102 of Act and facts as required under Secretarial Standard-2 on General Meetings)

In accordance with the provisions of Section 180(1)(a) of the Companies Act, 2013 (the "**Act**") any sale, lease or otherwise disposal of whole or substantially the whole of the undertaking of the Company requires the approval of members of the company by way of a special resolution. An undertaking for the purpose of Section 180(1)(a) of the Act means an undertaking in which the investment of the Company exceeds 20% of its net worth as per the audited balance sheet of the preceding financial year or an undertaking which generates 20% or more of the total income of the Company during the previous financial year. Since the manufacturing unit situated at Village Nimbut, Rly. Station, Nira, Dist. Pune - 412102 ("**Undertaking**") is the only plant owned by the Company and also generated more than 20% of the total income of the Company during the previous financial year ended

March 31, 2020, the sale of certain assets of the Undertaking ("**Proposed Sale**") shall require approval of the members of the Company by a special resolution under Section 180(1)(a) of the Act. The approval of the members of the Company is accordingly being sought for the Proposed Sale as per applicable provisions of the Act.

The aforesaid plant is located at Village Nimbut, Rly. Station, Nira, Dist. Pune – 412102 was set up for manufacturing and bottling of Indian Made Foreign liquor ("IMFL") by the Company. But, due to changing economic scenario, circumstances, business environment and increase in competition, the Undertaking is incurring losses. As the business is considered no longer viable, after considering various options, the Board has decided to sell the same in the overall best interest of all the stakeholders of the Company. Consequently, the Board at its meeting held on September 3, 2020 has approved the Proposed Sale to Jubilant Life Sciences Limited ('JLL').

The Company proposes to transfer the land and building of the Undertaking for a consideration of ₹ 12,35,00,000 (Rupees Twelve Crore Thirty Five Lakh only) and the plant and machinery of the Undertaking for a consideration of ₹ 95,00,000 (Rupees Ninety Five Lakh only). In order to arrive at the consideration amounts, the Board has obtained and relied upon valuation report issued by M/s. Joshi Consultants, Pune.

The net proceeds from the Proposed Sale shall be utilized to repay the existing loans and reduce the interest burden of its subsidiaries and for general business purpose.

Closing of the proposed transaction is conditional inter alia upon passing of the special resolution by the members of the Company, approval of board of directors of JLL, requisite approvals from lenders and statutory & regulatory approvals, if any. Barring unforeseen circumstances, it is anticipated that the proposed transaction shall be completed within one year of the passing of the special resolution.

None of the directors or key managerial personnel of the Company or their relatives are in any way concerned or interested in this resolution except to the extent of their shareholding in the Company or JLL, if any. Additionally, please note that Mr. Priyavrat Bhartia, Chairman and Mr. Shamit Bhartia, Director of the Company also form part of the promoter group of JLL and Mr. Priyavrat Bhartia also holds the Directorship in JLL.

The Board is of the opinion that the aforesaid proposal is in the best interest of the Company and hence, the Board recommends the special resolution set out at Item No. 4 of the Notice of AGM for approval of the members.

ANNEXURE B TO THIS NOTICE

**ADDITIONAL INFORMATION OF DIRECTOR SEEKING APPOINTMENT
AT THE ANNUAL GENERAL MEETING**

(Information as per Regulation 26(4) & 36(3) of Listing Regulations and Secretarial Standard-2 on "General Meetings")

Item No. 3

Name	Mr. Ravinder Pal Sharma		
Age	57 years		
Date of first appointment on the Board	September 3, 2020		
Qualifications	He holds Bachelors' Degrees in 'Commerce' and 'Law' from 'Delhi University'. He is a fellow member of the 'Institute of Chartered Accountant of India ('ICAI')		
Brief resume including experience, expertise in specific functional areas	Mr. Ravinder Pal Sharma is a Chartered Accountant in practice as the Managing Partner of M/s. P.R. Mehra & Co. (established since 1921), with over 30 years of experience in the areas of auditing, accounting, finance, and corporate regulatory consultancy. He has been awarded by ICAI on numerous occasions. He has also authored several books on topics of professional interest viz. Goods & Services Tax Act, Foreign Exchange Management Act, Company Directors, Internal Audit etc., and a journal on Legal & Commercial Regulatory Matters. He has contributed various articles in leading newspapers on topics of professional interest and has been a regular speaker at seminars and also a visiting faculty to the courses organised by ICAI.		
Terms and Conditions of Appointment	As an Independent Director of the Company to hold office for a term of 5 (five) consecutive years starting from September 3, 2020 to September 2, 2020 and shall not be liable to retire by rotation.		
Attendance in the Board meetings during the financial year	Not Applicable.		
Relationship with other Directors and KMPs	None		
Other Directorships	Jubilant Agri and Consumer Products Limited		
Chairmanship/Membership of the committee(s) of the Board of Directors of other Companies in which he/she is director	Name of Company	Name of Committee	Position Held (Chairperson / Member)
	Jubilant Agri and Consumer Products Limited	Audit Committee	Chairman
		Sustainability and Corporate Social Responsibility Committee	Member
Shareholding in the Company	Nil		

By Order of the Board of Directors





NOIDA
September 3, 2020

Abhishek Mishra
Company Secretary



ANNUAL REPORT

2019-20

- AGRO PRODUCTS 
- PERFORMANCE POLYMERS 
- LATEX 
- FOOD POLYMERS 

REGISTERED OFFICE

Bhartiagram, Gajraula
District Amroha - 244 223
Uttar Pradesh, India
Tel.: +91-5924-267200
Email: investorsjil@jubl.com
Website: www.jubilantindustries.com

CORPORATE IDENTITY NUMBER (CIN)

L24100UP2007PLC032909

CORPORATE OFFICE

1A, Sector 16A,
NOIDA - 201 301
Uttar Pradesh, India

STATUTORY AUDITORS

BGJC & Associates, LLP
Chartered Accountants
Raj Tower - 1, G - 1,
Alaknanda Community Center,
New Delhi - 110 019, India

INTERNAL AUDITORS

Ernst & Young, LLP
Golf View, Corporate Tower B,
Sector 42, Sector Road,
Gurugram - 122 002,
Haryana, India

COMPANY SECRETARY

Abhishek Mishra

REGISTRAR AND SHARE TRANSFER AGENT

Alankit Assignments Limited
Alankit House,
4E/2, Jhandewalan Extension,
New Delhi - 110 055, India
Tel.: +91-11-23541234, 42541234
Email: rta@alankit.com

BANKERS

Axis Bank Limited
Corporation Bank
RBL Bank Limited
Yes Bank Limited

02

Company Introduction

03

Board of Directors

04

Chairman's Message

06

Awards & Accolades

07

Management Discussion
& Analysis

25

Board's Report

48

Report on Corporate
Governance

72

Independent Auditors'
Report and Annexures to the
Independent Auditors' Report

78

Balance Sheet and
Statement of Profit & Loss

82

Cash Flow Statement

83

Notes to the Financial
Statements

118

Independent Auditors' Report to
Consolidated Financial Statements

124

Consolidated Balance Sheet
and Consolidated Statement
of Profit & Loss

128

Consolidated Cash Flow
Statement

130

Notes to the Consolidated
Financial Statements

174

Details of Subsidiary
Companies

» COMPANY INTRODUCTION

Jubilant Industries Limited (JIL) is a well-diversified Public Listed Company engaged in manufacturing of Indian Made Foreign Liquor and manufacture Agri Products and Performance Polymers through its wholly owned subsidiary Jubilant Agri and Consumer Products Limited (JACPL). The Agri Products comprises of Single Super Phosphate (SSP) and Crop Growth / Nutrition Products and Performance Polymers comprises of Consumer Products such as Wood Adhesives and Wood Finishes and Specialty Polymers such as Vinyl Pyridine (VP) Latex and Food Polymers. The Company has a broad product portfolio, covering large range of products for both B2C and B2B customers.

The equity shares of the Company are listed on the National Stock Exchange of India Limited and BSE Limited.

BUSINESS SEGMENTS

The Company operates in two business segments:

Agri Products: The Company is among the top domestic players in Single Super Phosphate (SSP). With a strong brand 'Ramaban', we are the leading SSP supplier in Uttar Pradesh. The contribution of this segment to total revenue from operations is 34%.

Performance Polymers: The business under performance polymers segment includes Consumer Products like Wood Adhesives and Wood Finishes; and Specialty polymers like VP Latex and Food Polymers. The contribution of this segment to total revenue from operations is 66%.

MANUFACTURING FACILITIES

The Company along with its subsidiary has five manufacturing facilities across the country. Two in the state of Uttar Pradesh (Gajraula and Sahibabad), one in Rajasthan (Kapasana, Chitorgarh), one in Gujarat (Savli, Vadodara) and one in Nira, Maharashtra.

OUR BRANDS



CHARMWOOD



रामबाण®

सफल किसान की पहचान..

VAMIPOL

ENCORD

VP Latex for Tyres



Mr. Priyavrat Bhartia
Chairman



Mr. Shamit Bhartia
Director



Mr. Ramanathan Bupathy
Director



Mr. Sushil Kumar Roongta
Director



Ms. Shivpriya Nanda
Director



Mr. Radhey Shyam Sharma
Director



Mr. Manu Ahuja
CEO & Managing Director



Priyavrat Bhartia
Chairman

■ **Dear Fellow Shareholders,**

I am happy to share my thoughts with you for the financial year 2019-20. Jubilant Industries Limited delivered good performance during the year and we have clocked 38% growth in EBITDA.

The onset of CY 2020 coincided with the spread of COVID-19 pandemic, which quickly engulfed the entire world spreading from one region to another. In order to contain the disease, governments across the world resorted to various degrees of lockdowns that severely impacted overall economic growth, performance and outlook of several sectors with aviation, hospitality, tourism, automobiles etc. being the worst affected. Agriculture sector, in this backdrop, has performed relatively well mainly due to its ability to continue to operate during the lockdowns, given the status of essential goods.

As per IMF's June 2020 World Economic Outlook update, the global economy is expected to witness the worst recession since the Great Depression with economic output likely to contract by 4.9% YoY in 2020. This is attributed to the damage caused by the lockdowns implemented by a number of nations that resulted in disruption in supply chains, demand destruction and rapid increase in unemployment levels across several large economies. In 2020, IMF expects the Advanced Economies to contract by 8% YoY with the US economy

likely to shrink by 8% and the Euro region by 10.2%. The Emerging markets too are expected to be severely impacted and are expected to contract by 3% YoY in 2020 with China's growth rate expected to decline to 1% and the Indian economy expected to contract by 4.5% in FY 2021.

Government and Central banks across the world have resorted to unprecedented fiscal and monetary stimulus to mitigate the impact of COVID-19 and support economic activity, which is expected to lead to recovery in 2021. In 2021, IMF expects the global economy to grow by 5.4% with US and Euro region growing by 4.5% and 6%, respectively and Chinese and Indian economies growing by 8.2% and 6%, respectively. However, given the evolving pandemic situation, there is a considerable uncertainty about the strength of the recovery and if the world witnesses a prolonged impact of COVID-19, then economic output and short-term outlook may further get impacted.

■ **Agri Products**

The Government has set a target of doubling of farmers' income by the year 2022. The Government had constituted an Inter-Ministerial Committee to examine issues related to this target and recommend a strategy to achieve doubling of farmers' income in real terms by the year 2022.

The Government of India has taken several steps for achieving these objectives in a sustainable manner. Some of the key steps are improving soil fertility through the Soil Health Card Scheme; improving access to irrigation and enhanced water efficiency through the Pradhan Mantri Krishi Sinchai Yojana (PMKSY); supporting organic farming through Paramparagat Krishi Vikas Yojana (PKVY); and the creation of a unified national agriculture market to boost the income of farmers. Further, to mitigate risk in the agriculture sector, a scheme "Pradhan Mantri Fasal Bima Yojana" (PMFBY) was also launched in 2016.

The Direct Benefit Transfer (DBT) in fertilisers has stabilised and presently, the Government is piloting a project to provide nutrient recommendations by linking the soil health data with the individual farm records. Going forward, it is expected that the subsidy will be aligned with soil health and be directly delivered to the farmer's account. Once the farming community forms the core of the DBT reform, it will incentivize farmers to make informed purchase decisions and improve farm productivity.

The Indian Phosphatic fertilizers sales registered a growth in over last year in the country and are showing signs towards balanced use of fertilization and soil health to improve the productivity.

In SSP business, Jubilant registered a volume growth of 2% as compared to last year. Focus has been on primary zone (within 400 KM from Gajraula plant) to improve profitability.

The company is planning to restart the Kapasan plant in FY21, we are focusing on expanding business in newer markets in Rajasthan, Madhya Pradesh, Haryana and Bihar states. We have also been able to concentrate on more profitable segments of the business.

■ Performance Polymers:

In Food polymers business, the Chewing Gum industry continued its struggle in FY20 with a major decline in global demand in second half of the fiscal year. Most of impact on demand was seen in the last quarter due to the outbreak of Covid-19 pandemic globally.

In VP Latex segment, the global automobile sector faced troubles in maintaining sales and profitability on quarterly and even on yearly basis in FY20. Q4 FY20 has been the worst hit with automotive industry across the globe witnessing a slowdown due to spread of pandemic COVID-19. The Indian automobile industry faced its worst year in 2019 as it witnessed the worst-ever downturn of two decades with passenger vehicles sales sliding sharply on the back of declining demand.

In Consumer Product Division, the Adhesive industry in India had been on a growth path for the year. Jubilant registered a growth in consumer business in FY20. Raw Material prices have shown a declining Trend, with this the industry saw aggressive consumer promotions from both market leaders and other players to retain and grow market shares. Our focus is on gaining market share in the premium category.

■ Performance Review

The Consolidated Revenue from operations ₹ 5,444 million in FY20 against ₹ 5,589 million in FY19, resulting a de-growth of around 3%. The decrease in revenue mainly on account of lower RM price (where selling price is a function of raw material prices) and lower sales in March due to lockdown.

Earnings before interest, taxes, exceptional items, depreciation and amortization (EBITDA) stood at ₹ 505 million in FY20. After accounting for depreciation and amortization of ₹ 115 million, the Company's PBIT stood at ₹ 390 million. After accounting for financial charges of ₹ 217 million and PBT stood at ₹173 million.

■ Outlook

The Company in the near term is focused on sustaining its operational and financial performance in the current uncertain scenario unleashed by the COVID-19 pandemic with medium term focus at ensuring sustainable growth across our various businesses. We continue to stay focused on our strategy of being closer to the customer and of further strengthening our position in the defined businesses.

■ Conclusion

We would like to thank all our valued stakeholders, including our customers, vendors, lenders and shareholders for continuing their support and upholding their confidence and trust in us. We remain deeply grateful to all our employees globally for their contribution and commitment to our organization, especially during the lockdown periods. We wish for safety of all our stakeholders and their dear ones during these trying circumstances.

Best Wishes.



Priyavrat Bhartia
Chairman

Date: May 21, 2020

JACPL Gajraula plant has received **GOLD AWARD** in India's prestigious **Grow Care Safety Award 2019** in Chemical Sector for outstanding achievement in Safety Management.



■ **Cautionary Statement**

Statements in the Annual Report, particularly those, which relate to Management Discussion and Analysis, describing the Company's objectives, projections, estimates and expectations, may constitute forward- looking statements within the meaning of applicable laws and regulations. Although the expectations are based on reasonable assumptions, the actual results might differ significantly.

■ **Key Economic and Industry Trends**

As per IMF's June 2020 World Economic Outlook update, the global economy is expected to witness the worst recession since the Great Depression with economic output likely to contract by 4.9% in 2020. This is attributed to the damage caused by the lockdowns implemented by several nations that resulted in disruption in supply chains, demand destruction and rapid increase in unemployment levels across several large economies. In 2020, the IMF expects the Advanced Economies to contract by 8% with the US economy likely to shrink by 8% and the Euro region by 10.2%. The Emerging markets too are expected to be severely impacted and are expected to contract by 3% in 2020 with China's growth rate expected to decline to 1% and the Indian economy expected to contract by 4.5% in FY2021.

Government and Central banks across the world have resorted to unprecedented fiscal and monetary stimulus to mitigate the impact of COVID-19 and support economic activity, which is expected to lead to recovery in 2021. In 2021, IMF expects the global economy to grow by 5.4% with US and Euro region growing by 4.5% and 6% and Chinese and Indian economies growing by 8.2% and 6%, respectively. However, given the evolving pandemic situation, there is considerable uncertainty about the strength of the recovery and if the world witnesses a prolonged impact of COVID-19, then economic output and short term outlook may further get impacted.

■ **INDIA**

The Indian economy grew by 4.2% in FY 2019-20 still remaining one of the fastest growing major economies in the world. Industrial activity remained healthy in the beginning of the year, but saw some weakness later. The decline was

AGRO
PRODUCTS



PERFORMANCE
POLYMERS



FOOD
POLYMERS



LATEX



led by a slowdown in the key construction sector, a restricted real estate space and persistent downturn in the automotive sector. The fourth quarter witnessed a growth rate of 3% - the lowest in almost a decade. It aptly highlighted the concern of deceleration in the domestic economy even before the impact of COVID-19 shock.

The reasons for this consistent downward growth trajectory are multi-fold. The large-scale defaults and governance issues in few large non-banking financial institutions resulted in liquidity squeeze in the corporate debt markets. This not only hurt some of the larger corporates, but also severely impacted the mid and small-size companies as the lending channels practically froze. At the same time, the vagaries of the monsoon – extended monsoon in some regions and deficit rainfall in others – also adversely impacted the rural sector. The easy monetary policy regime implemented by the Reserve Bank of India as well as measures taken by the Central Government like sharp reduction in corporate tax rates have not helped the economy get back to its growth trajectory

On a relative basis, the Indian currency was stable for most part of the year. It faced significant downward pressure in the last quarter on bouts of increased volatility across global financial markets with the rising uncertainty around COVID-19. Similarly, crude oil prices also exhibited stability for most part of the year before seeing a sharp fall to historic lows in the last couple of months of FY 2019-20.

■ Agriculture Overview

The Direct Benefit Transfer (DBT) in fertilisers has stabilised and presently, the Government is piloting a project to provide nutrient based recommendations by linking the soil health data with the individual farm records. Going forward, it is expected that the subsidy will be aligned with soil health and be directly delivered to the farmer's account. Once the farming community forms the core of the DBT reform, it will incentivize farmers to make informed purchase decisions and improve farm productivity.

The Government has set a target of doubling of farmers' income by the year 2022. The Government had constituted an Inter-Ministerial Committee to examine issues related to this target and recommend a strategy to achieve doubling of farmers' income in real terms by the year 2022.

The Government of India has taken several steps to achieve these objectives in a sustainable manner. Steps have been taken to improve soil fertility through the

Soil Health Card Scheme; to provide improved access to irrigation and enhanced water efficiency through the Pradhan Mantri Krishi Sinchai Yojana (PMKSY); to support organic farming through Paramparagat Krishi Vikas Yojana (PKVY); and to support the creation of a unified national agriculture market to boost the income of farmers. Further, to mitigate risk in the agriculture sector, a scheme "Pradhan Mantri Fasal Bima Yojana" (PMFBY) was also launched in 2016.

The cumulative rainfall in the country during the monsoon season i.e. 01st June to 30th September, 2019 has been higher by 10% than the Long Period Average (LPA). Rainfall in the four broad geographical divisions of the country during the above period as compared to LPA were as follows: higher than LPA by 29% in Central India and 16% in the South Peninsula but lower than LPA by 12% in East and North East India and by 2% in North-West India.

During the post-monsoon season (1st October to 31st December, 2019), the country received rainfall which was 29% higher than the LPA. Out of 36 meteorological subdivisions, 24 subdivisions received large excess/excess rainfall, 8 received normal rainfall and 4 received deficient rainfall.

India Meteorological Department has released its 2020 Monsoon Forecast to be "normal" at 102% of long period average (LPA) with a model error of (+/-) 4%.

■ Industry Scenario

We operate in diverse sectors ranging from fertilizer; food polymers; performance polymers; wood-working adhesive and wood finish. Our performance is not only an indicator of the strategies we have adopted but it also depends upon the behavior of different sectors to whom we cater.

In Agri Products, the Indian phosphatic fertilizers sales registered a growth in the last year in the domestic market. This indicates a trend towards balanced use of fertilizers that would help improve soil health and improve productivity.

SSP in particular registered a growth sales of 3.5% in India as compared to last year. SSP Sales in the state of Uttar Pradesh were particularly strong with an increase of 11.4% over last year. SSP production grew of 4.4 % as compared to the previous year on an all India basis.

Consumer Products Division – The Adhesive industry in India has been on a growth path for the year and saw an increase in demand until March when the COVID -19 crisis hit us. Lately, the market has seen entry of some new players, which has led to a rise in the level

of competition, especially in the large consumption markets. Raw Material prices have shown a declining Trend, with this the industry saw aggressive consumer promotions from both market leaders and other players to retain and grow market shares.

In VP Latex Business, the global automobile sector faced troubles in maintaining sales and profitability on quarterly and even on yearly basis through FY20. Q4 FY20 was the worst hit with automotive industry across the globe witnessing a slowdown due to spread

of pandemic COVID-19. The Indian automobile industry faced its worst year in 2019 as it witnessed the worst-ever downturn in two decades with passenger vehicles sales sliding sharply on the back of declining demand.

In Food Polymers, the Chewing Gum industry continued its struggle in FY20 with the second half of the year witnessing a major decline in global demand. Most of impact on the demand was seen in the last quarter due to the outbreak of Covid-19 pandemic globally.

■ Financials

Consolidated financial results of the Company are analyzed and presented below:

(₹ in millions)		
Consolidated Profit and Loss	FY 2019	FY 2020
Revenue from Operations	5,589	5,444
Other Income	7	18
Total Revenue	5,596	5,462
Expenses		
Cost of Materials Consumed	3,090	2,942
Purchase of Stock-in-trade	53	61
Change in Inventories of Finished Goods, Work-in-progress and Stock-in trade	86	-49
Employee Expense	701	736
Other Expenses	1,300	1,267
Total Expenses	5,231	4,957
EBITDA	365	505
Depreciation and Amortisation Expenses	91	115
Finance Cost	253	217
Tax Expenses	51	1
Net Profit After Tax	-30	172

Revenue: The Consolidated Revenue from Operations during FY 2019-20 stands at ₹ 5444 million against ₹ 5589 million in FY 2018-19, resulting a de-growth of around 3%.

The decrease in revenue mainly on account of lower raw material prices (where selling price are a function of raw material prices) and lower sales in March due to the lockdown.

Total Expenditure: Total Expenditure stands at ₹ 4957 million in FY 2019-20 as against ₹ 5231 million in FY 2018-19. Major expense heads for the Company include Raw Material costs, Manufacturing costs, Employee benefits expenses and Selling General and Administrative expenses.

EBITDA: In FY 2019-20, the Company's EBITDA stood at ₹ 505 million, compared to ₹ 365 million in FY 2018-19.

PAT: After accounting for depreciation and amortisation of ₹ 172 million.

■ Business Segments

Business Segment wise consolidated revenue from operations:

(₹ in millions)		
Composition of Sales	FY 2020	FY 2019
Agri Products	1,862	1,873
Performance Polymers	3,582	3,716

■ Key Financial Ratio

Consolidated	Unit	FY2019	FY 2020
Debtors Turnover	Times	5.69	5.66
Inventory Turnover	Times	7.98	7.71
Interest Coverage	Times	1.44	2.33
Current Ratio	Times	0.96	0.91
Debt Equity Ratio	Times	3.05	1.89
Operating Profit Margin	%	7%	9%
Net Profit Margin	%	-1%	3%
Return on Net Worth	%	-6%	22%

■ Agribusiness

Business Profile – Agribusiness has a range of Agri-input products in Crop Nutrition and Crop Growth Regulator categories under the brand “Ramban”. The brand has strong reputation in Uttar Pradesh and Uttrakhand markets. The Company is engaged in the manufacturing of SSP and Boron and Zinc Fortified Granules SSP, Organic Manure Granules and Sulphuric Acid.

We have 36% market share in UP and UK and even higher 52% share in the primary zone (within 400 Kms. from Gajraula plant) and RAMBAN is highly preferred brand among the farming community.

NEW PRODUCT LAUNCH



Nutri-Mix: It is a micro-nutrient mixture having 5 micro-nutrients which are Zinc, Iron, Manganese, Copper and

Boron . Its provides immunity to plants against various diseases and pest. It also increases productivity by reducing flower drop.



Super-Formula: It is a granular SSP which is fortified with Zinc (0.5%) and Boron (0.20%). It has five essential nutrients and is one of the most cost-effective fertilizer. It promotes root development, provides resistance against pest and diseases, improves soil properties and sustained fertility

■ Marketing Activities

The company has conducted various engagement programs to educate farmers and share the benefits of our products and service.

KISAN MELA



FARMER MEETING



RETAILER MEETING



Industry Overview – Inorganic fertilizer is a key input to help growth of India's agriculture output.

The industry helps agriculture sector to meet food grain requirements of the growing population of the country. The industry not only helps India to become self-reliant in food grain production but also provides employment to a large proportion of the population in the country.

The Indian fertilizer industry consists of two key segments – Urea and P&K fertilizers:

- **The Urea fertilizer accounts for over 54.7% of the total fertilizer consumption. This is regulated by the government as the price and movement are control by the government.**
- The P&K segment consists of Di Ammonium Phosphate (DAP), NP and NPK, Muriate of Potash (MOP) and Single Super Phosphate (SSP). This segment functions under a fixed subsidy and variable reasonable pricing freedom being granted by the government through Nutrient based Subsidy policy (NBS) since April 2011. In Phosphatic category, freight subsidy is reimbursed to all P&K fertilizers except SSP, which restricts the movement of SSP to nearby localities translating to high degree of competition.
- The government of India is willing to strengthen SSP industry which comes under Make In India concept by addressing critical issues. The department of fertilizers (DoF) constituted a team members from DoF and Industries to give recommendation on the following issues:
 - Freight subsidy applicability on the SSP Industry at par with other P&K fertilizers
 - Separate budget provision for the SSP Industry to support working capital requirement
 - The requirement of pre-analysis of Egyptian Rock phosphate for production of SSP
 - The quality check mechanism of the other input material like BRP etc
 - The feasibility of developing an online monitoring system for real time monitoring of the identified key parameters during the production process which are essential for production of good quality SSP
 - Present system of quality checking mechanism for the finished SSP and suggest the improvement in the present system
 - Any other aspect related to the quality of SSP.

DAP, NP / NPK and SSP are the main forms of Phosphate fertilizers used in India. SSP is a multi-nutrient fertilizer containing 'Phosphate' as primary nutrient and 'Sulphur' and 'Calcium' as secondary nutrients. It is preferred by small and marginal farmers due to lowest price per kg and is the cheaper source of Sulphur.

In India, SSP contributes 6.9% to the total Phosphate

fertilizer usage, while in countries like Egypt, New Zealand, Brazil, Australia, the average contribution of SSP to the total Phosphate fertilizers is much higher.

In Uttar Pradesh and Uttarakhand, the sale of SSP showed growth of 11.4% from FY 19 to FY 20. The general trend of sale of other fertilizers is mentioned below-

(in '000' MT)

Fertilizers	2014-15	2015-16	2016-17	2017-18	2019-20	2019-20
DAP	15.62	22.13	20.43	18.32	19.97	24.15
MOP	2.06	2.23	2.81	3.04	2.18	2.67
NPK	6.13	6.92	5.14	5.50	6.90	5.91
SSP	3.12	3.74	3.72	3.78	3.97	4.43
TOTAL	26.92	35.01	32.09	30.65	33.02	37.16

Business Performance – In FY 2020, we had significant improvement in our operating efficiencies over the last year. Our focus on selling more in our economic zone helped increase our market share in relevant markets with better profitability.

Business Strategy – In SSP, our focus will be on increasing market share in economic zone through intensive marketing activities to improve profitability, improving sales of value added products like Boronated SSP and introducing new products Zincated PSSP, Zincated GSSP and Phosphate organic manure (PROM) and increasing sale of in-house products like organic fertilizer - Shaktizyme and VAM-C, a plant growth regulator, which gives promising results in crops like Soybean and Pigeon pea. We are focusing on bio fertilizer "Fasal Gro" (Mycorrhiza).

The Direct Benefit Transfer (DBT) in fertilisers has stabilised and presently, The Government have made significant effort to sales fertilizers through only POS machine and has taken necessary steps to make use of POS machine mandatory. In case of any deviation, there are provisions to cancel the license of dealers

■ Performance Polymers

CONSUMER PRODUCTS

Business Profile – The Consumer Products business operates in the space of Wood Working Adhesives and Wood Finishes. Our Adhesive brands are 'Jivanjor', "Vamicol", "Polystic" and "Hero" and Wood Finishes brand 'Charmwood' has strong market acceptance and is known for its product quality among the influencers and consumers.

- 'Jivanjor' is a leading brand in the wood working adhesives industry. The Company's water based adhesives are ready to use adhesives which set rapidly at room temperature and offer superior bond strength that enhances the durability of furniture and fixtures. The product portfolio boasts of specialty adhesives that cover a multitude of special requirements in the water-based category itself. The Company also offers contact adhesives, which are synthetic rubber based adhesives for exceptional fast drying and vertical lamination.
- Our Wood Finishes brand 'Charmwood' offers complete wood finishing system, stains and ancillaries for decoration and protection of wooden furniture. The wood finishing system includes Melamine finish in Gloss and Matt variants, Nitrocellulose finish and PU Alkyd finish. These systems offer exceptional fast drying properties, stain resistant and scratch resistance properties. We also offer a wide range of Wood stains to give colour to wood these can be mixed to generate unique colours to meet different consumer needs. The range also includes ancillaries like sealers and thinners, required for the purpose of successful application. The company has also entered the premium wood –finish space with the introduction of Ultra-Italia, its premium range of PU products.

With a nationwide distribution network, both our brands 'Jivanjor' and 'Charmwood' are major players in their respective segments.

Below is the range of our Wood Working Adhesive in Premium and Economy segments

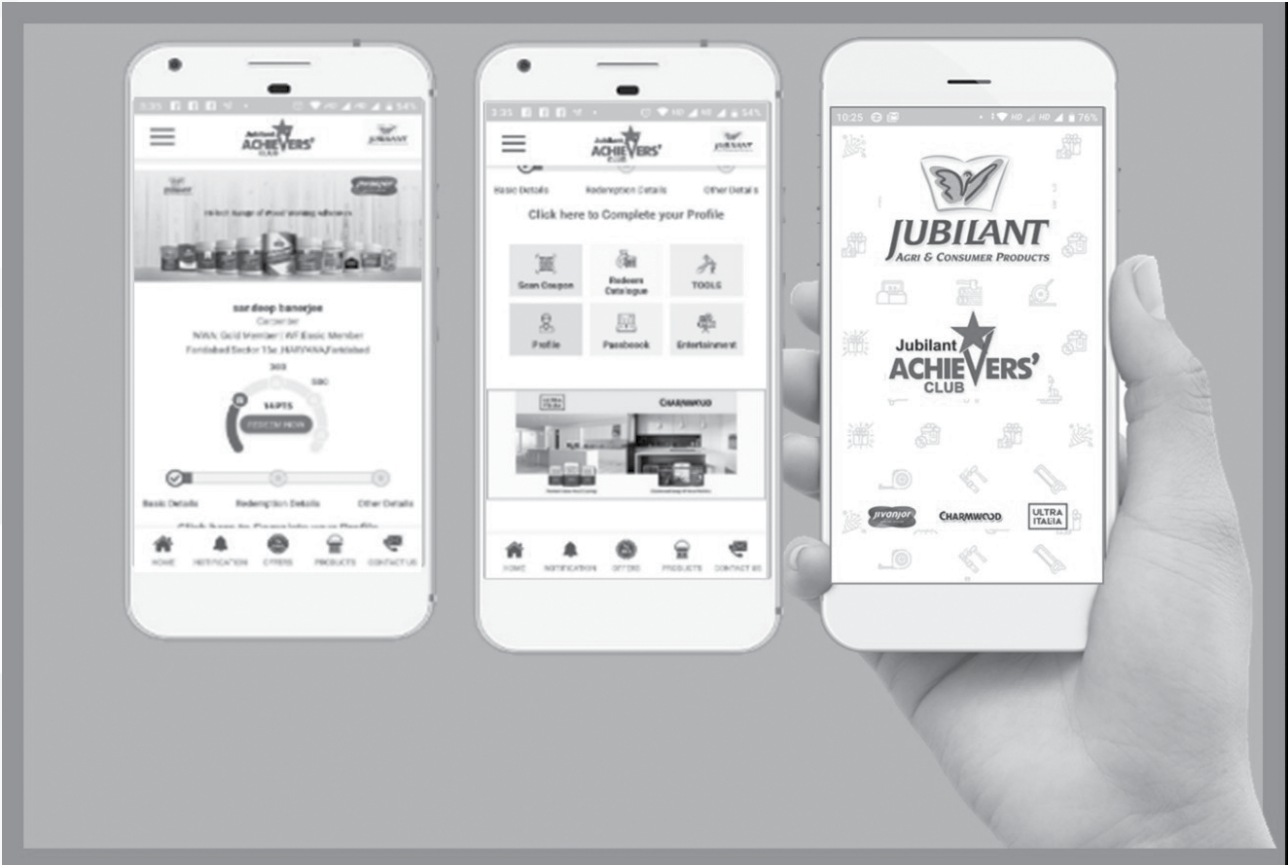


Our Range of Wood Finishes products in both Premium and Economy range in water based and solvent based category.



Marketing Initiative

The Company is taking innovative step to provide better experience to its contractors and has strengthened its loyalty program “Achievers Club” and increased the usage of its mobile based application (Achievers Club AP). The APP provides digital platform and is acting as a bridge between the company and contractors and help better connect and faster redemption of their benefits.



Digital Journey

Social Media Overview

Lives in 21st century are driven by technology, innovations and connectivity. With changing lifestyles, trends in consumer behavior and purchase patterns, our brands have an opportunity to connect with the audience in a novel way.

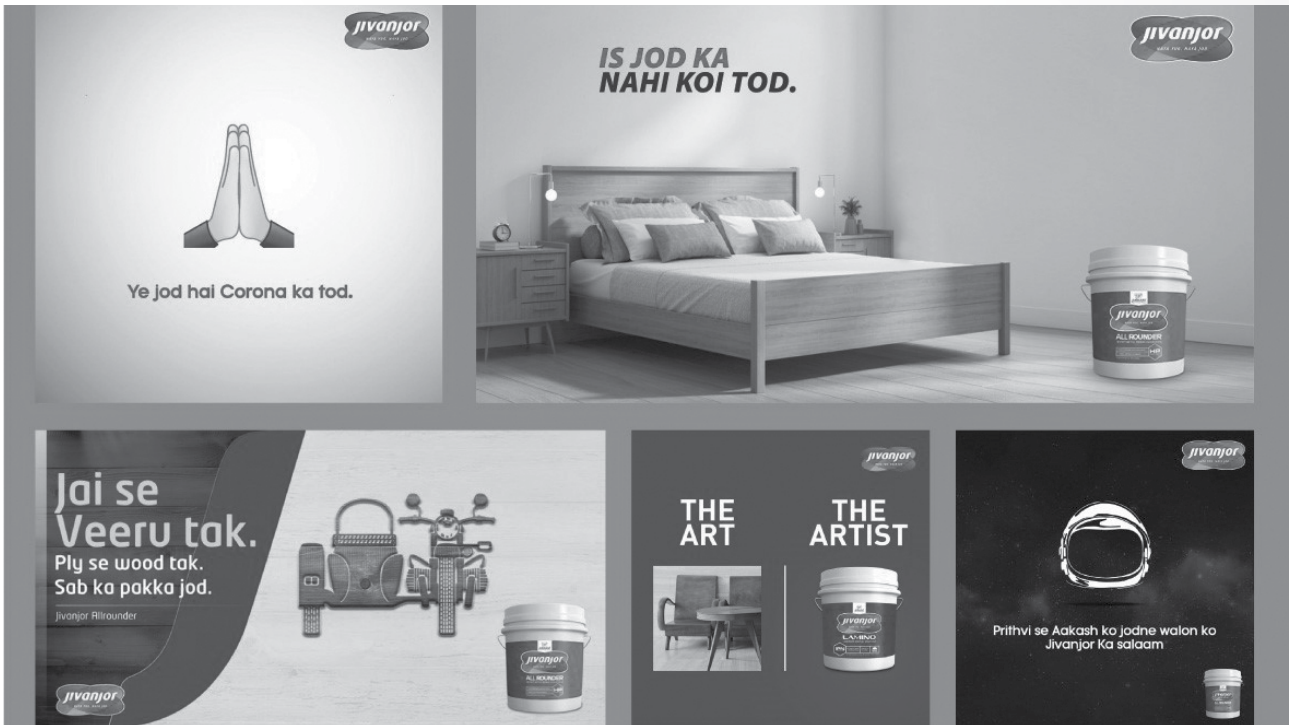
An era where everything happens online, it is essential that our brand stays closer to the consumers. With this thought, we chalked out our digital journey.

Apart from enabling a smoother experience for our consumers, we went a step head in terms of content

creation. We chalked out an easy, relevant and interesting tone of voice to communicate with our consumers.

Our social media channels carried messages that would be welcomed by the consumers with a smile on their face. We created a variety of content:

- Educating the audience about our brand and products
- Using trending topics from across the worlds to create content
- Posts on our innovative business practices



Retailers and Contractor Engagement:

Retailers and Influencers play an important role in Consumer product business, we have been in constant touch with them to understand their needs and requirements and have conducted various engagement programs for Contractors and Dealers.



Branding and Contractor Promotion: We have focused on driving visibility for the Jivanjor brand with branding activities at dealer stores both outside and in store. We have also launched contractor programs to build preference for the brand and induce regular purchase through long term contractor Incentive Program – ‘Ab Ki baar Gifts ki bharmar’



Business Performance – This has been a challenging year for Adhesives business and Wood Finish business. The focus will remain on growing our market shares in the premium category in both the business sectors that we operate in, by strengthening our presence in these categories through deeper distribution of the premium range, adding new products through in house development, strategic partnerships to cover the product gaps and increased efficiency and productivity through use of technology to manage the distribution network.

■ Food Polymers

Business Profile – Jubilant is one of the leading supplier of Polyvinyl Acetate (PVAc) to chewing gum industry. PVAc is the major raw material for making gum base for chewing gum and bubble gum. Our brand names under this category are ‘Vamipol 5’, ‘Vamipol 14’, ‘Vamipol 15’, ‘Vamipol 17’, ‘Vamipol 30’, ‘Vamipol 60’ and ‘Vamipol 100’. The customer profile of the Company in this business includes the market leaders in chewing gum industry worldwide.

Industry Overview – The gum industry is consolidated with top two companies’ together accounting for around 60% market share. The global market shares for the top five chewing gum companies are estimated to be around 83%.

The Global Gum Industry continued to struggle in 2020, with North America, Europe showing a declining trend though Turkey stabilized a bit.

Sugar free gums, which attracts health conscious consumers and which also provide additional benefits of dental care and also functional gums like ‘energy gums’, ‘caffeine gums’ are expected to see a stronger growth rate albeit with a lower base.

Chewing gum has several direct substitutes such as mints, mouth-freshening sprays and bubble gum. Apart from the direct substitutes, there are some indirect ones, like candies and toffee. The preference for mints over chewing gum is likely to affect the demand for gums in coming times.

Business Performance - Despite significant headwinds this year, the business improved its EBITDA margins versus previous year through better cost management initiatives and improved realizations from customers. Ester Gum business has also seen turnaround this year with significant growth in volumes through addition of new customers both in domestic and exports markets.

Business Strategy – The business strategy revolves around two key pivots – New customers and New product/ application development. During FY 2019-20, the business has worked around these pivots and has been able to include some new customers in Egypt and Turkey. The business continues to have strong plans for new customer acquisitions and share gain plans in the food applications space with both SPVA and Ester Gum and also increase foot-print in the industrial applications space.

■ Latex Business

Business Profile – Jubilant ranks No. 1 in India and No. 2 globally, for manufacturing VP Latex (Vinyl Pyridine Latex) used in dipping of automobile tyre cord and conveyor belt fabric. The Company also produces SBR and NBR Latex. The Company is bulk supplier of these lattices to global automobile tyre manufactures and dippers. The products under this category are ‘Encord VP Latex’ and ‘Encord SBR Latex’. Another product ‘Encord NBR Latex’ is used in automotive gasket jointing.

Industry Overview – VP Latex is used to impregnate man made fabrics and enable the adhesion of fabrics to the rubber of automobile tyres and conveyor belts.

In FY20, the global automobile sector faced troubles in maintaining sales and profitability on quarterly and even on yearly basis. Q4 FY20 has been the worst hit with automotive industry across the globe witnessing a sharp drop due to spread of pandemic COVID-19. Latex industry witnessed consolidation after a long time, where a UK based polymer company acquired business of a USA based polymer company.

Business Performance – FY 20 has been an another benchmark year with all time high volumes being produced as well as sold. The growth is primarily attributed to new customer acquisitions especially in exports business. For the first time; volumes sold in exports business was higher than the domestic business.

Business Strategy – In FY 2021, business development activities in the international market continue to be a focus area while maintaining domestic share and margins.

Research and Development Initiatives

Research and Development plays an important role in innovation and developing new technologies and new infrastructure that can be leveraged for seamless scale up of new products. R&D inputs to six sigma, play a vital role to foster the implementation of new technologies and enhance the efficiency of our manufacturing plants.

Jubilant has successfully developed new grades of SPVA for chewing gum and industrial applications and has also commercialized different grades of Ester Gum.

R&D is fully involved in innovation and development of new technology and products, which provide better customer satisfaction and edge over competition. Jubilant has successfully developed new technology platforms in latex business, relevant to unmet customer needs. Collaborative product development with the end user has been put in place.

■ Manufacturing

We practice world-class manufacturing processes in our day to day operations, assuring our customers with unmatched quality and timely delivery of products through innovation and cutting-edge technology. Transforming manufacturing for operational excellence and sustainability with “zero tolerance to any non-compliance” is our core focus.

Sustainable growth has also been supported by proactive approach to regulatory compliance. During the year many initiatives have been taken up in areas like energy conservation, water conservation, cycle time reduction, cost optimization and improving machine

up time through sustainable engineering practices etc. at all manufacturing plants.

Use of agro waste like rice husk, mustard waste for replacing nonrenewable fuel - coal for hot air generators continued during the year as an effort for sustainable growth. To embed continuous improvement into the company's DNA and to further enhance its People, Process and System capabilities, various transformation methodologies like TPM and Lean Six Sigma have been deployed across the manufacturing function. Many other initiatives have been taken across plants to strengthen Environment and safety systems. Various measures to control fugitive emission at fertilizer plant at Gajraula have been taken.

Our continuous emphasis on compliance to regulations, GMP (Good Manufacturing Practices) through continuous assessment and review of quality systems with industry guidelines and regulatory standards.

We have formulated Environment, Health and Safety (EHS) Policy, applicable to all locations irrespective of the type of operations and geographies. The policy outlines the fundamental ideology of not only complying with the regulatory standards but also excelling in improving its EHS performance through continual improvement approach. The EHS policy acts as a guiding principle for identifying, addressing and eliminating or mitigating any impacts/risks arising from resource utilisation, processes, unsafe working conditions, waste, effluent generation or emissions. We value health and safety of the people above all and recognise the need for preventing Pollution. EHS management systems' have been one of the most integrated part of our business at all manufacturing locations.

Our Gajraula plant received one award during the year in Safety

- Gold Category Grow Care Award in Safety Management.

■ Supply Chain Management

In FY 2019-20, the company took major initiatives for reducing its 'Net working capital' more effectively by better inventory and payable management. Business planning cycle was strengthened through S&OP (sales and operations planning) process improvements.

The finished goods, logistics and distribution structure of the Company's consumer products business was also remodeled this year for lower inventory yet not compromising on product availability and OTIF dispatches. Few geographically closer warehouses were merged so that the overall inventory got reduced.

Going forwards, we shall continue to target and achieve higher levels of efficiency across categories with a primary focus in the area of raw material and logistics while ensuring delivery of value to our end customer.

■ Human Resources – “Our Key Differentiator”

At Jubilant Agri and Consumer products, our employees have always at the core of our strategy. This year was a consolidation year wherein the strides and initiatives taken during the last year spanning across all the businesses were critically reviewed on the stage gated success milestones.

Our teams across business were pivotal in driving the initiatives and were ably supported by adequacy of resource alignment to ensure each of our employees succeed in their respective accountabilities. Our People processes, starting from the Organization design, Talent acquisition, Onboarding, engagement and capability building were tightly aligned to the business strategy thereby acting as a catalyst.

At Jubilant Industries, we ensure an ethically compliant workplace, work ethos and a high level of corporate governance for our employees. We review our policies and people processes to make sure we are relevant and competitive across the relevant markets. We are confident in our strides, we assess and evaluate our Hits and Misses, we learn from both to fuel our journey of continual improvement.

“Caring, Sharing and Growing” are our core guiding principles, which are radiated through our integrated Talent Management initiatives, which is closely knit to the business strategy. This defines who we are and what we stand for.

Workforce planning is a live action agenda that we undertake. The markets and the customer needs are dynamic and so are our Organization structures where each region, each product line and each customer is adequately touched through the dynamic and resilient organization plan that we create and sustain. Our people structures reflect a high level of customer centricity. New requirements stemming out of these structures are met through Internal Talent or infusing the right talent from the market.

Succession planning and Internal Talent dashboards are reviewed periodically to identify possible voids and plans created to ensure adequacy of talent across all critical and unique rolls. Critical positions have been filled either through Internal talent portability and some critical capabilities have been addressed through lateral hires. The Target setting exercise is done in a top down flow to ensure adequate sanctity and transparency across the organization.

The focus for the last two years has been to ensure a transition as a Digital organization. The core team at the corporate office and a pool of strategic partnerships are working round the clock to ensure a phased Digital Ecosystem for all the businesses. The Digital strategy is two pronged while the key focus has been to ensure that the work life of our field champions transforms and the internal back office system is also experiencing a digital revolution to ensure holistic integration. The digital blue print is based on our vision of giving “The Power to You”, empowering our customer facing employees to leverage this technology edge and deliver a superior customer delight and improved business results.

Driving excellence across processes has been another key initiative. As we speak, The Sales Excellence vertical works very closely with the B2C business delivering on the two Ps, People capability and Process. All customer-interfacing roles get assessed for competencies to ensure “The Jubilant Way of Selling” is delivered across the geography. This also includes the Influencer engagement teams who have the key responsibility to engage with influencers and deliver the Sell-out. The training and certification programs are delivered Pan-India and this investment is showing early promising signs translating in to business results.

■ Internal Financial Control Framework

Section 134(5)(e) of the Companies Act, 2013 requires a Company to lay down internal financial controls system (IFC) and to ensure that these are adequate and operating effectively. Internal financial controls, here, means the policy and procedure adopted by the Company for ensuring the orderly and efficient conduct of its business including adherence to Company's policies, the safeguarding of its assets, the prevention and detection of frauds and errors, the accuracy and completeness of the accounting records and the timely preparation of reliable financial information.

The above requirement has the following elements:

- Orderly and efficient conduct of business
- Safeguarding of its assets
- Adherence to Company's policies
- Prevention and detection of frauds and errors
- Accuracy and completeness of the accounting records and timely preparation of reliable financial information

At Jubilant, the IFC systems are in place and incorporates all the five elements as mentioned above. In addition, the Company has a transparent framework for periodic evaluation of the internal financial controls in form of internal audit exercise carried out through the year and online controls self-assessment, thereby reinforcing the commitment to adopt best corporate governance

practices. Policy and procedure adopted by Jubilant to adhere to IFC elements is given below:

■ Orderly and efficient conduct of business

The Company has a well laid down organizational structure which defines the authority-responsibility relationship. The Company has a formal financial planning and budgeting system in place encompassing the short term as well as long term planning. In order to ensure that the decisions are made and action taken at an appropriate level, the Board of Directors of the Company have formulated the Delegation of Authority which has been designed to ensure that there is judicious balance of authority and responsibility. The adherence to Delegation of Authority is part of the internal audit plan. To improve the controls in operations, we have established the concept of financial decision making through operational committees. The entire Purchase, Credit Control and Capital Expenditure decisions are taken jointly in committees. The key roles of these business committees are as under:

- a) Purchase Committee which ensures high quality purchases at economical cost and maintains reliability of supplies from reputed Suppliers with long-term relationships
- b) Capex Committee which ensures cost reduction with proper negotiation and monitors time and cost overrun.
- c) Credit Committee which evaluates the credit risk and approves the maximum credit which can be provided to a customer.

These committees approve the credit limits at the beginning of the year and is empowered to make changes as and when required.

The Company also has the risk management framework in place which has been discussed under the heading "Our Vision on Risk Management".

Compliance with respect to various statutes, rules and regulations applicable to the Company is managed by Secretarial department. Status of compliance is governed through an intranet based application 'Conformity'. Respective control owners certify the compliances on a quarterly basis in Conformity and a compliance report is prepared through Conformity. The objective of the Conformity certification is to ensure that the compliances are effectively managed and controlled and that they support the Company's business objectives and corporate policy requirements.

■ Safeguarding of its assets

The Company has taken an Industrial All Risk policies and Fire policies for all of its plant as well as corporate office to safeguard its assets. The Company also carries out physical verification of its assets.

■ Adherence to Company's policies

The Company has two tier policies and procedures viz Entity Level Controls and Process Level Controls. The entity level control includes a comprehensive code of conduct and code of ethics. We also have process level controls which cover a wide range of key operating financial and compliance related areas like Accounting, Order to cash, Procurement to payment, Inventory and Production etc.

Self-assessment certifications of controls are being done by the Control Owners through a verifiable and transparent signoff process and such certifications are reinforced by Activity and Location Owners, as they give in-principle approval to the self-assessment by the Control Owners. Result of Controls Manager certification is prepared and presented to the audit committee every quarter by the CFO for exception review.

Controls certification is also being validated by the in-house team through review of the assertions certified by the Control Owners on sample basis regularly across business units, plants, branches and corporate office and validation results of Controls Manager certification are prepared and presented annually to the audit committee.

The above policies are periodically reviewed and refreshed in line with the change in business and regulatory requirements.

The Audit Committee, on a quarterly and annual basis, reviews the adequacy and effectiveness of the internal controls being exercised by various business and support functions.

■ Prevention and detection of frauds and errors

In order to prevent and detect frauds and errors, perpetual internal audit activity is carried out by M/s Ernst and Young LLP. Action points and suggestions made by them are discussed in Sub Audit Committee meeting before presenting the same to the Audit Committee. Subsequently, follow-up audits are also carried out by in-house internal audit team to ensure implementation of the suggestions.

■ Accuracy and completeness of the accounting records

The Company has a very well documented and Accounting Manual. The Accounting Manual contains detailed guidelines on all aspects of accounting applicable to the Company and has been prepared in line with all applicable accounting standards, guidance notes and expert opinions. This helps in ensuring that the accounts and finance team is well updated on the applicable accounting requirements.

■ Our Vision on Risk Management

To establish and maintain enterprise wide risk management capabilities for active monitoring and mitigation of organizational risks on a continuous and sustainable basis.

Risk Management Strategy

The Company has a strong risk management framework in place that enables regular and active monitoring of business activities for identification, assessment and mitigation of potential internal or external risks. The Company has in place a well-established processes and guidelines along with a strong reviewing and monitoring system at the Board and senior management levels.

Our senior management team sets the overall tone and risk culture through defined and communicated corporate values, clearly assigned risk responsibilities and appropriately delegated authority. We have laid down procedures to inform Board members about the risk assessment and risk minimization procedures. As an organization, we promote strong ethical values and high levels of integrity in all our activities, which by itself significantly mitigates risk.

Risk Management Structure

Our risk management structure comprises the Board of Directors and Audit Committee at the Apex level, supported by the Managing Director, Heads of Businesses, Functional Heads and Unit Heads. As risk owners, the Heads are entrusted with the responsibility of identification and monitoring of risks. These are then discussed and deliberated at various review forums chaired by the Managing Director and actions are drawn upon. The Audit Committee, Managing Director and CFO act as a governing body to monitor the effectiveness of the internal financial controls framework.

Risk Mitigation Methodology

We have a comprehensive internal audit plan and a robust Enterprise Risk Management (ERM) exercise which helps to identify risks at an early stage and take appropriate steps to mitigate the same. We have completed five years of our certification process wherein, all concerned Control Owners certify the correctness of controls related to key operating, financial and compliance, every quarter. This has made our internal controls and processes stronger and also serves as the basis for compliance as per Regulation 17(8) of the Securities and Exchange Board of India (listing obligations and disclosure requirements) Regulations, 2015 (the 'Listing Regulations').

Management's Assessment of Risk

The Company identifies and evaluates several risk factors and draw out appropriate mitigation plans associated with the same. Some of the key risks affecting its business are laid out below.

■ Competition

The Company operates in a competitive business environment in each of its business segments. Climatic conditions have a pivotal role to play in Agri Products prospects. Uncertainty in monsoons and non-uniform distribution of rainfall has repercussions like sudden change in cropping pattern, pest attack and changes in output prices of commodities. All these factors highly impact the demand and supply balance of fertilizers.

The movement of bulk fertilizers requires timely availability of carriers and railway wagons (rakes) which at times get affected due to movement of other commodities at the same time. In addition, price movements in the international market for alternatives to SSP such as DAP and NPK complexes, poses risk in the form of consumer preference for these alternative products thereby impacting demand for SSP.

In Agri Products, the Company is focusing on expansion of new network and introduction of new products.

In Consumer Product business, low involvement of consumer and price sensitivity makes the Company dependent on channel and influencer for creating demand for its products. The Company has worked out strategies to expand distribution channel, build up product portfolio in high growth segments and strengthen brand usage among influencers with loyalty programs and various interactive marketing initiatives.

In Food Polymers and Latex business, the Company faces competition from international territories including China in terms of cost advantage enjoyed by our competitors. Further for these export oriented businesses, we face competition from European competitors. With the industry overall not growing, it is leading to pricing pressures between the top 3 players in the industry in order to gain share amongst the existing available opportunity and when it comes to customers that are based in Europe, we continue to be at a logistical disadvantage compared to competition. Despite these challenges, the Company has worked on a strong customer and account management programs to secure long-term commitments from our customers, which has led to the growth in FY 2019-20. Strong plans have also been put in place to continue replicating the success of FY 2019-20 in future years.

■ Cost Competitiveness

The Company believes that its growth and market position is due to the quality that it stands for. Rising input prices amidst inflationary market conditions pose a risk to the Company's ability to remain price competitive and build profitability to drive future growth. Volatility in prices of raw materials such as Sulphur, Rock Phosphate, VAM, Catalysts, Butadiene and 2-Vinyl Pyridine etc. and any surge in logistics cost may have a significant impact on operating margins.

The Company continues to take initiatives to reduce costs by business excellence initiatives. Wherever feasible, the Company is entering into long term contracts with volume and price commitments. Alternative supply sources are being identified to negate the adverse impact of short supply of raw materials and R&D initiatives being evaluated to develop cheaper / easily available alternatives. The focus is also on improving profitability by increasing supply chain and R&D effectiveness, thereby reducing manufacturing costs.

■ Foreign Currency Fluctuations

Foreign currency exposures arising out of international revenues and significant import of key raw materials could adversely impact the profit margins of the Company. Depreciating rupee poses a risk of imports becoming dearer and raw materials more expensive. Further, volatility and uncertainty in Forex rates creates challenges in determining the right price of the product in the market.

The Company does not use any derivative financial instruments or other hedging techniques to cover the potential exposure as the net foreign currency exposure is not significant.

■ Capacity Planning and Optimization

As a part of its growth strategy, the Company makes investments to expand capacity and service capabilities and focuses on debottlenecking the existing plants. Debottlenecking/process improvements helped in generation of additional capacity with the available resources in Fertiliser plant. This is critical to achieve our business objectives of driving growth and maintaining market leadership. Non availability of sufficient capacity due to delayed commissioning, cost overruns and inability to deliver as per standards can significantly impact achievement of revenue targets, margins and expected return on investment (ROI). It can also result in customer dissatisfaction and adverse impact on reputation. Uncontrollable breakdowns and idle capacities contribute to inefficiencies in manufacturing process. Similarly, unutilized capacity for short periods due to power breakdown, unavailability of labor,

transport strike etc. may impact the ability to meet customer demand and garner market share.

The Company has robust processes in place to continuously monitor planned capacities and utilization ratio, aligned with good manufacturing practices and stringent plant maintenance plan. The Company takes additional initiatives to commit to customer orders only after taking into consideration the key capital projects planned for execution. The Company's growth objectives are aligned with project team execution plan. It periodically embarks on debottlenecking and other initiatives to improve efficiencies and build additional capacities.

Portfolio and mix: Product and Customer Concentration

A balanced portfolio in terms of customers, markets and products is critical for the Company to be able to execute business strategies and monitor the impact of decisions. Any change in customer's organization behavior, needs or expectations may adversely impact the competitive position and margins of the Company. A high customer concentration poses a risk of sudden fall in revenue and margins and share of business due to any change in consumers' needs and trends, preference for a competitor and /or liquidity crunch due to inability to collect dues from customers.

Agri Product, to meet emerging nutrient deficiency in crop produce which creates malnutrition condition, fertilizer industry in collaboration with Government of India makes continuous efforts to provide nutrient rich fertilizers to farmers. This helps farmers maintain crop yields and thus get higher returns. Jubilant also played its role in maintaining soil health and increasing crop yields by introducing more product under FCO – Boronated Granular SSP, Zincated SSP powder form, Zincated SSP granular form, Boron and Zinc combined Granular SSP(Super Formula).

Business is also in process of launching a PROM covered under FCO and Nutri mix 10% and 6%.

Our existing organic fertilizers in the portfolio viz. ShaktiZyme is meant for improvising soil condition in the long run and thus contributing to sustainability.

Food Polymers and Latex business, an over-dependence on single product or few customers, may adversely impact the realisation of long term business objectives in the event of any regulation limiting the end use application. We continue to address this issue by adding newer customers as well as applications to the portfolio. Efforts on the Food Polymers continue but the challenge remains with limited customer base and even in that a few holding by far the majority share. Failure to effectively / optimally utilize co-products as per

strategy may result in inventory build-up, distress sale and forced losses.

As a part of business planning and periodic review meetings, the Company strives to identify and explore new profitable markets for its products as well as new downstream opportunities in terms of applications and alternative uses of the products available in its portfolio.

■ Human Resources – Digital Experience

A Digital worklife is a new way of working that brings with it the challenge of affecting this change management across the organization covering employees and even trade partners.

The organization has a clear vision and the same is being communicated with conviction to all the stakeholders. The tolls to create a positive impact and succeed at Jubilant will be availability of adequate information with the employees managing the internal and external customer experience. Adequate resources are being deployed to ensure our digital initiatives are user friendly, secure and cleared post UAT. Training is being provided to all the stakeholders on the features of the digital interface to ensure a holistic ownership and commitment to this initiative.

■ Human Resources - Acquire and Retain Professional Talent

Our Talent Management strategy is anchored on the postulate that Synergic teams ensure long-term success.

While on one hand, we continually review and assess our Talent requirements to be in line with the market and competition, we are always open to external stimulus to bring onboard relevant talent from the market to further the velocity of our initiatives.

The Company has invested in talent planning, assessing and refining the most impactful parts of our hiring process by soliciting feedback from candidates and recent hires to better understand their experience and take the processes of recruitment, selection and onboarding to the next level.

Succession plans for critical roles are aggressively perused to address the inevitable impact on the business objectives in case of talent drain. Many internal movements have been executed which have yielded a positive impact for the organization.

Cross-functional teams at work ensure adequacy of empathy and sensitivity across business and function teams. The organization lays an overarching focus on utilizing the CFTs to mitigate live wire challenges across the board.

Our Performance management system starting from Target setting, Cascade and then the performance assessment is adequately anchored across the financial targets for the organization. The assessment is data centric and differentiates “High Performance High Potential” employees. The sales incentive programs are also strongly aligned to the focus initiative for the specific period which ensures an extremely high level of commitment of the teams to the action agenda.

The Company continues to hire new and specialized talent for scientific and technical roles also, further cemented through the engagement programs being the reward and recognition programs. Focused capability building through need based training programs are provided to identified employees at all levels.

The organization is adequately poised to have an aggressive business plan for the new year which is based on the adequacy of a holistic People strategy.

■ Distribution Channel and Brand Recall

In Agri Products, for better brand recall and to impart product knowledge, it is important to engage with all stakeholders regularly through various activities. In Agri Products, various promotional activities are conducted at field level to generate awareness among the farming community/ channel partners etc. These activities include spot farmer meetings, shop/wall/trolley paintings, dealer and retailer meetings, farmer consultations/ visits, jeep campaigns, field demonstrations, kisan melas and field days. Crop and region specific POP material also aid in raising product awareness among the stakeholders.

In Wood Adhesives and Wood Finishes business, the Company competes national players with established brands as well as regional players. As distributors and dealers play a significant role in driving consumer behavior, managing their loyalty, continuity and commitment is of paramount importance to succeed.

The Company has earmarked several brand building initiatives to carry-out tailored programs for specific markets to maximise return on investment (ROI). To widen its distribution network, it plans to expand its distribution footprint in unrepresented markets and dealer-segments. Also, processes are being streamlined to manage distributor inventory and its liquidation which would in return offer better returns to distributors and hence secure their long term loyalty and commitment.

In Consumer Products business, the Company has started interactive CRM program to effectively reach out to its various stakeholders.

■ R&D Effectiveness

Innovation in terms of new products, new applications and new cost saving techniques of manufacturing and building a robust product pipeline is critical to the success of the Company. Failure in innovation and inability to build a robust product pipeline, which can be commercialized in a timely manner, may adversely impact the Company's competitive position. Risk of developing products which do not meet the required quality parameters may also significantly impact the Company's reputation and result in loss of future business. It is equally critical for the business to innovate new applications to maintain its leadership position.

The Company has robust plans in place with earmarked budgets and investments in R&D aligned to the business plans. Business teams keep a constant check on new technological advancements and work with R&D to sponsor these specific projects. This is complemented by a dedicated R&D team which keeps itself abreast of the regulations, upcoming technology changes and leading practices.

■ Compliance and Regulatory

We need to comply with a broad range of statutory compliances like obtaining approvals, licenses, registrations and permits for smooth working of our business and failure to obtain or renew them in a timely manner may adversely impact the routine operations. For businesses like Latex and SPVA, compliance has become a critical factor due to ever increasing demand from key customers to obtain international approvals and licenses. Failure to achieve regulatory approval of new products can mean that we do not recoup our R&D investment through the sale of final products. Any change in regulations or reassessment of safety and efficacy of products based on new scientific knowledge or other factors could result in the amendment or withdrawal of existing approvals to market our products, which in turn could result in revenue loss. This may occur even if regulators take action falling short of actual withdrawal. We have adopted measures to address these stricter regulations by increasing the efficiency of our R&D process, reducing the impact of extended testing and making our products available in time.

In Food Polymers business, plans have been implemented to comply with regulations that have come in force in the recent past, both in India and in relevant markets. Further, developments in the regulatory space are being continuously monitored.

■ Environment Health and Safety (EHS)

In the current business climate of reputational threats and rising political backlash, corporates need to tread carefully to maintain public trust. Social acceptance and Corporate Social Responsibility (CSR) have become increasingly important over the last decade. Non-compliance with stringent emission standards for the manufacturing facilities and other environmental regulations may adversely affect the business. Manufacturing of the Company's products involves hazardous chemicals, processes and by-products and is subject to stringent regulations. Proximity of plant locations to residential colonies amidst rapidly changing urbanisation dynamics poses additional risk to its business.

The Company anticipates that environmental laws and regulations in the jurisdictions, where it operates, may become more restrictive and be enforced more strictly in future. It also anticipates that customer requirements as to the quality and safety of products will continue to increase. In anticipation of such requirements, the Company has incurred substantial expenditure and allocated other resources to proactively adopt and implement manufacturing processes to increase its adherence to environmental quality standards and enhance its industrial safety levels.

The challenges due to the Company's operations related to EHS aspects of the business, employees and society are mapped and mitigated through a series of systematic and disciplined sets of policies and procedures.

■ Business Interruption

The Company's core manufacturing facility for a majority of its business is concentrated at Gajraula, India. Any disruption or stoppage of work at this facility, for any reasons, may adversely affect our business. Besides, the presence of a majority of the workforce in the residential colony adjoining our plant premises ensures sustenance of plant operations under challenging circumstances.

Other external interruptions- Fertilizers being partly subsidized important Agri input; are under government regulations. Any changes in government policies need creation of awareness among dealers, retailers and farmers etc. to ensure smooth implementation at ground level. Changes in the rainfall patterns also affect the business directly. The major change in fertilizer sector policy is that of DBT, Training of retailers/ farmers and information sharing with sales staff is crucial for smooth business functioning and to avoid any gaps.

Industrial Chemical- Sulphuric Acid is also facing stiff competition as the RM prices have up surged and the prices are highly volatile in nature. Hindustan Zinc Limited (HZL) produces Sulphuric Acid as a byproduct of their smelting activities. HZL makes most of the demand and supply dynamics and plays with market sentiments by sometimes supplying at rock bottom prices. This affects all the key manufacturers present in the market including us.

The administrative controls and volatility in market impact cash flows and impose additional cost to business.

In Food Polymers business, adequate finished goods

inventory is being maintained at stock points within the factory, as also close to the main markets/customers, to maintain supplies to key customers in the event of any stoppage of manufacturing operations. This inventory cover, however, would be for a limited period. The risk of impact on business in case of a prolonged stoppage / interruption of operations remain.

In Latex business, the manufacturing facility is at Samlaya, Vadodara, India. Any disruption or stoppage of work at this facility, for any reasons, may adversely affect our business.

Industrial All Risk insurance protection has been taken by Jubilant to ensure continuity in its earning capacity.

Impact of Black Swan Events like COVID-19

During the last quarter of FY 2020, the entire world has been adversely affected by COVID-19. Besides the staggering humanitarian crisis across nations including India, the pandemic has had a significant impact on the economy and businesses– it is a disruptor affecting the supply, demand and logistics front. Logistical challenges due to COVID-19 have made supply chain vulnerable. Significant reduction in availability of airlines and cargo space has increased the delivery lead time and also the freight cost.

The current worldwide spread of COVID-19 is expected to result in a global slowdown of economic activity, which could impact demand for a wide variety of products and services, including from our customers, while also disrupting supply channels, for an unknown period until the disease is contained.

Jubilant Industries Limited, has also suffered the impact. Events of this nature have the potential to completely disrupt entire business management processes. Our foremost priority has been to ensure safety and health of employees and maintain business continuity. We continue to monitor the situation and are evolving strategies to continue operations, while observing all government directions and guidelines as well as ensuring safety and health of employees. Some factors from the COVID-19 pandemic could delay or otherwise adversely affect any of our activities and, depending on the duration of the outbreak, the initiation of any future activities, as well as our business generally and may adversely affect our financial condition, results of operations and profitability.

BOARD'S REPORT

The Board of Directors are pleased to present the 14th (Fourteenth) Annual Report together with the Audited Standalone and Consolidated Financial Statements for the financial year (FY) ended March 31, 2020.

1. Financial Results

(₹ in million)

Particulars	Standalone		Consolidated	
	Year ended March 31, 2020	Year ended March 31, 2019	Year ended March 31, 2020	Year ended March 31, 2019
Revenue from operations	9.81	18.63	5,444.03	5,588.96
Other income	0.87	0.23	17.56	6.76
Total income	10.68	18.86	5,461.59	5,595.72
Total expenses	38.44	46.11	5,288.71	5,574.98
EBITDA	(26.18)	(26.21)	504.85	364.73
Profit before exceptional items, tax and share of net profit of investments accounted for using equity method	(27.76)	(27.25)	172.88	20.74
Profit before exceptional items and tax	(27.76)	(27.25)	172.88	20.74
Exceptional items	-	-	-	-
Profit after exceptional items but before tax	(27.76)	(27.25)	172.88	20.74
Tax expense	-	-	1.19	50.91
Profit for the year	(27.76)	(27.25)	171.69	(30.17)
Total other comprehensive income	(0.05)	0.01	(2.84)	3.30
Total comprehensive income for the year (comprising profit and other comprehensive income for the year)	(27.81)	(27.24)	168.85	(26.87)
Retained Earnings brought forward from previous year	1,371.38	1,398.63	(835.65)	(805.48)
Retained Earnings to be carried forward	1,343.62	1,371.38	(663.96)	(835.65)

2. State of Company's Affairs & Operations

Jubilant Industries Limited (the Company) is a diversified Company engaged in manufacturing of Indian Made Foreign Liquor (IMFL), Agri Products and Performance Polymers. The Company manufactures IMFL at its manufacturing facility located at Nira in Maharashtra with a bottling capacity of 1,00,000 cases/month. The Company's wholly owned subsidiary, Jubilant Agri and Consumer Products Limited (JACPL) manufactures Agri Products comprising of Single Super Phosphate (SSP) and Performance Polymers at its manufacturing facilities situated at Gajraula & Sahibabad in Uttar Pradesh, Kapasan in Rajasthan and Savli in Gujarat. JACPL is the sole manufacturer of food grade Polyvinyl Acetate (PVAc) in India having state of the art manufacturing facility situated at Gajraula in Uttar Pradesh and also the dominant player in manufacturing of VP Latex having state of the art manufacturing facility situated at Savli in Gujarat.

The Company's brand 'Ramban' in Agri Products, 'Jivanjor' & 'Vamicol' in Wood Adhesive and

'Charmwood' & 'Ultra Italia' in Wood Finish are well known brands in their segments.

Consolidated Financials

In FY 2019-20, the consolidated revenue from operations was ₹ 5,444.03 million. EBITDA for the year stood at ₹ 504.85 million. Net profit after tax was ₹ 171.69 million and EPS on consolidated basis stood at ₹ 12.47.

Standalone Financials

In FY 2019-20, total revenue from operations was ₹ 9.81 million. EBITDA for the year stood at ₹ (26.18) million. Net loss was ₹ 27.76 million and EPS on standalone basis stood at ₹ (2.02).

The Consolidated Financial Statements, prepared in accordance with the provisions of the Companies Act, 2013 (hereinafter referred as the 'Act'), Securities and Exchange Board of India (Listing Obligations and Disclosure Requirements) Regulations, 2015 (hereinafter referred as the 'Listing Regulations') and Ind-AS 110 'Consolidated Financial Statements' prescribed under Section 133 of the Act, forms part of the Annual Report.

■ 3. Dividend

The Board of Directors has not recommended any dividend for the financial year 2019-20.

■ 4. Reserves

During the year, the Company has transferred ₹ 3.44 million to General Reserve from Share Based Payment Reserve pertaining to lapse of Stock Options.

■ 5. Capital Structure & Stock Options

Authorised Share Capital

The authorized share capital of the Company as at March 31, 2020 was ₹ 18,10,00,000 (Rupees Eighteen Crore Ten Lakh only) consisting of 1,81,00,000 (One Crore Eighty One Lakh) equity shares of ₹ 10 (Rupees Ten) each.

Paid-up Share Capital

As at March 31, 2020, the paid-up share capital stands at ₹ 15,03,11,010 (Rupees Fifteen Crore Three Lakh Eleven Thousand Ten only) consisting of 1,50,31,101 (One Crore Fifty Lakh Thirty One Thousand One Hundred and One) equity shares of ₹ 10 (Rupees Ten) each.

During the year, the Company has raised its paid up equity share capital pursuant to conversion of 13,00,000 (Thirteen Lakhs) convertible warrants allotted on preferential basis into 13,00,000 (Thirteen Lakhs) fully paid up equity shares having a face value of ₹ 10 (Rupees Ten) each to entities forming part of promoter group. Consequently, the total issued, subscribed and the paid-up equity share capital of the Company has increased from ₹ 13,73,11,010 (Rupees Thirteen Crore Seventy Three Lakh Eleven Thousand Ten only) consisting of 1,37,31,101 (One Crore Thirty Seven Lakhs Thirty One Thousand One Hundred and One) equity shares of ₹ 10 (Rupees Ten) each to ₹ 15,03,11,010 (Rupees Fifteen Crore Three Lakh Eleven Thousand Ten only) consisting of 1,50,31,101 (One Crore Fifty Lakh Thirty One Thousand One Hundred and One) equity shares of ₹ 10 (Rupees Ten) each.

Convertible Warrants

The Company had allotted 13,00,000 convertible warrants on December 19, 2018 through preferential allotment on private placement basis to entities forming part of promoter group, carrying a right to the convertible warrants holder to exercise the option to convert one warrant into one equity share of the Company of face value of ₹ 10 (Rupees Ten) each at a total price of ₹ 135.95 per warrant.

On March 20, 2020, these 13,00,000 convertible warrants have been converted into 13,00,000 equity shares. Therefore, no convertible warrants were outstanding as on March 31, 2020.

Employee Stock Option Scheme

At present, the Company has two Employee Stock Option Scheme, namely JIL Employees Stock Option Scheme 2013 ("Scheme 2013") and JIL Employees Stock Option Scheme 2018 ("Scheme 2018").

During the year, there was no change in the Company's Scheme 2013 and Scheme 2018 and are in compliance with Securities and Exchange Board of India (Share Based Employee Benefits) Regulations, 2014 ('SEBI SBEB Regulations') and other applicable laws. The details pursuant to the SEBI SBEB Regulations, has been placed on the website of the Company and weblink of the same are <https://www.jubilantindustries.com/pdfs/For-Scheme-2013.pdf> & <https://www.jubilantindustries.com/pdfs/For-Scheme-2018.pdf>.

The Company has received the certificate from the Statutory Auditor of the Company certifying that the Scheme 2013 & Scheme 2018 have been implemented in accordance with the SEBI SBEB Regulations. The certificate would be placed at the Annual General Meeting for inspection by members.

■ 6. Subsidiaries

The Company has two wholly owned subsidiary companies, Jubilant Agri and Consumer Products Limited (JACPL) and Jubilant Industries Inc., USA.

- **Jubilant Agri and Consumer Products Limited**

JACPL has been engaged in the business of Agri Products comprising of wide range of Crop Nutrition, Crop Growth and Crop Protection products, Performance Polymers comprising of Wood Adhesives, Wood Finishes, Food Polymers and VP Latex.

During FY 2019-20, JACPL revenue from operations was ₹ 5,394.03 million. EBITDA for the year stood at ₹ 537.23 million. Net profit after tax for the FY 2019-20 was ₹ 199.95 million.

In terms of Regulation 16 of the Listing Regulations, JACPL is a material non-listed wholly owned subsidiary of the Company.

- **Jubilant Industries Inc., USA**

Jubilant Industries Inc., USA is a wholly owned subsidiary of the Company. It has been engaged in overseas trading of Solid Poly Vinyl Acetate and VP Latex.

During the FY 2019-20, revenue from operations was ₹ 198.48 million. EBITDA for the year stood

at ₹ 4.47 million. Net profit after tax for the FY 2019-20 was ₹ 2.49 million.

A statement containing salient features of the financial statement of Company's subsidiaries is given in Form AOC 1 attached to the financial statements.

7. Directors and Key Managerial Personnel

Appointment, Re-appointment and Resignation

Mr. Priyavrat Bhartia will retire at the ensuing Annual General Meeting (AGM) and being eligible, has offered himself for re-appointment. The Board recommends his re-appointment to the members in the ensuing AGM.

During the year, the Shareholders had, at the 13th AGM of the Company held on September 25, 2019, approved appointment of Mr. Radhey Shyam Sharma as an Independent Director for a term of 5 consecutive years upto October 24, 2023 and re-appointment of Mr. Ramanathan Bupathy, Ms. Shivpriya Nanda and Mr. Sushil Kumar Roongta as an Independent Directors for another term of 5 consecutive years upto March 31, 2024 and also approved the appointment of Mr. Shamit Bhartia who had offered himself for re-appointment.

During the period under review, there was no event of resignation of Directors and Key Managerial Personnel of the Company.

Declaration by Independent Directors

All Independent Directors have given declaration that they meet the criteria of independence with relevant integrity, expertise, experience and proficiency as provided under Section 149 read with Schedule IV of the Act and Regulation 16 of the Listing Regulations including given declaration for compliance of inclusion of name in the data bank, being maintained with 'Indian Institute of Corporate Affairs' as provided under Companies Act, 2013 read with applicable rules made thereunder and have also complied with the code of conduct of Directors and Senior Management.

Meetings of the Board

During the year, four meetings of Board of Directors were held. The details of Board/Committee Meetings and the attendance of Directors are provided in the Corporate Governance Report, attached to this Report.

Appointment and Remuneration Policy

The Company has implemented an Appointment and Remuneration Policy pursuant to the provisions

of Section 178 of the Act and Regulation 19 read with Schedule II, Part D of the Listing Regulations. Salient features of the Policy and other details have been disclosed in the Corporate Governance Report, attached to this Report.

Annual Performance Evaluation of the Board

A statement on annual evaluation by the Board of its performance and performance of its Committees as well as Individual Directors forms part of the Corporate Governance Report attached to this report.

8. Composition of Audit Committee

As on date, the Audit Committee comprises of Mr. Ramanathan Bupathy, Chairman, Mr. Sushil Kumar Roongta, Ms. Shivpriya Nanda, Mr. Radhey Shyam Sharma and Mr. Manu Ahuja.

During the year, Mr. Radhey Shyam Sharma inducted as a member of the Audit Committee effective from May 1, 2019.

All the recommendations made by Audit Committee were accepted by the Board of Directors.

9. Auditors & Auditors' Report

Statutory Auditor

During the year, in terms of the provisions of Section 139 of the Act, the Shareholders had, at the 13th AGM of the Company held on September 25, 2019, approved appointment of BGJC & Associates, LLP, Chartered Accountants (ICAI Registration Number 003304N) as the Company's Statutory Auditor, for a period of five years i.e. till the conclusion of 18th (Eighteenth) AGM of the Company to be held in the year 2024.

Secretarial Auditor

Pursuant to the provisions of Section 204 of the Act and the Companies (Appointment and Remuneration of Managerial Personnel) Rules, 2014, the Company had appointed M/s. Sanjay Grover & Associates, Company Secretaries, to undertake the Secretarial Audit of the Company. The Secretarial Audit Report is attached as **Annexure 1** to this report and does not contain any qualification, reservation or adverse remark or disclaimer.

The Board has re-appointed M/s. Sanjay Grover & Associates, Company Secretaries (ICSI Firm Registration No.: P2001DE052900), as Secretarial Auditor of the Company for FY 2020-21.



■ 10. Risk Management

Today's business environment remains challenging for the Corporate World and risk management retains its high position on every organization's agenda. The Company has several risk factors which could potentially impact its business objectives, if not perceived and mitigated in a timely manner. With an effective risk management framework in place, the Company looks at these risks as challenges and opportunities to create value for its stakeholders. With its established processes and guidelines in place, combined with a strong oversight and monitoring system at the Board and senior management levels, the Company has a robust risk management strategy in place.

The senior management team sets the overall tone and risk culture of the organization through defined and communicated corporate values, clearly assigned risk responsibilities, appropriately delegated authority, and a set of processes and guidelines which are presented to the Board especially with respect to risk assessment and risk minimization procedures. As an organization, it promotes strong ethical values and high levels of integrity in all its activities, which in itself is a significant risk mitigator.

With the growth strategy in place, risk management holds the key to the success of our journey of continued competitive sustainability in attaining desired business objectives.

A detailed note on Risk Management is given as part of "Management Discussion & Analysis".

■ 11. Human Resources

Jubilant Industries' human resources policies seek to enable effective delivery of its business strategy. The Company provides a work environment that attracts, develops and retains the best talent, promotes a values-driven, high-performance culture embedding diversity and transformation. The Company has continued to focus on critical skills development to ensure that teams have the right skills base and culture for smoother performance at present and to accelerate future growth.

At Jubilant Industries, our employees have always at the core of our strategy. This year was a consolidation year wherein the strides & initiatives taken during the last year spanning across all the businesses are critically reviewed on the stage gated success milestones.

"Caring, Sharing and Growing" are our core guiding principles get amplified through our integrated Talent Management initiatives, which is closely knit

to the business strategy. This defines who we are & what we stand for.

In an ever-increasing competitive and challenging world, we continue to focus on our 'People Pillar' as a key to achieve our core objective of sustainable growth and social objectives. The Company acknowledges the role of the Human Resource Inventory as a strategic business partner in the organization and continues to invest in a wide variety of HR engagement initiatives.

Key dimensions of People Agenda:

- Skilled, experienced, diverse and productive people enable the Company to operate safely, reliably and sustainably.
- A safe operation culture - safe plants are stable plants, allowing the Company to meet production targets, providing a safe work environment where employees are healthy and engaged.
- Inclusive & Engaged Workforce - A participative approach & an inclusive Talent Management philosophy.
- Safety of employees - Internal Talent Reservoir - ensuring that the Company has the right talent in the right place at the right time enabling transformation and growth.

The focus for the last two years has been to ensure our transition as a Digital organization. The core team at the corporate office & a pool of strategic partnerships are working round the clock to ensure a phased Digital Ecosystem for all the businesses. The Digital strategy is two pronged while the key focus has been to ensure that the work life of our field champions transforms, the internal back office system is also experiencing a digital revolution to ensure holistic integration. The digital blue print is based on our vision of achieving "The Power to You", empowering our customer facing employees to leverage this technology edge & deliver a superior customer delight & improved business results.

Talent management has been a key focus area for the HR function in the organization. We actively endeavor that our employees look at job enlargement and rotation opportunities as supporting such a journey is a win-win arrangement wherein employees discover avenues of growth and the organization can leverage well-inducted candidates with a deep understanding of its business and culture.

We maintain a continuous flow of communication with the employees, which is interactive in nature. This ranges from the CEO's Town hall for the entire

organization across geographies to structured & formal organization updates. These events act as a platform for open dialogue between leaders and employees, sharing of important updates, addressing concerns, if any, and thereby building a culture of transparency, trust and collaboration.

Apart from our tiered development approach, the Company works on strengthening the capabilities of its employees with the help of training programs, on-the-job learning and special projects to bridge the identified gaps to ensure future ready talent. The Sales Excellence vertical works very closely with the B2C business delivering on the two Ps, People capability & Process. All customer-interfacing roles get assessed for competencies to ensure "The Jubilant Way of Selling" is delivered across the geography. This also includes the Influencer engagement teams who have the key responsibility to engage with influencers and deliver the Sell-out. The training & certification programs are being delivered Pan-India and this investment is showing early promising signs translating in to business results.

Further, the Company has also constituted Internal Complaints Committee in compliance with the provisions of the Sexual Harassment of Women at Workplace (Prevention, Prohibition and Redressal) Act, 2013.

No case has been reported during the year under review under the policy.

■ 12. Awards and Accolades

During the year, one of the unit of Jubilant Agri and Consumer Products Limited, a wholly owned Subsidiary of the Company, received "**Grow Care India Safety Award**" in Gold category in Chemical Sector for outstanding achievement in safety management.

■ 13. Sustainability Report

The Company firmly believes in inclusive growth of its business with the Environmental enrichment and Social development based on the triple bottom line concept of Sustainable Development.

The Company published its Corporate Sustainability Report 2019-20 conforming to Global Reporting Initiative GRI STANDARDS fulfilling the 'In Accordance'-Comprehensive reporting criteria. As a green initiative, this report will be available on the website of the Company (www.jubilantindustries.com) and GRI database. As an extension of the green initiative to minimise the impact on environment, the Annual Report is emailed to shareholders whose email id is registered with the Company/ Depositories to reduce use of paper.

Sustainability initiatives have been undertaken for reduction of emission parameters, energy consumption and greenhouse gas emission. Energy Conservation drive have been carried out to strengthen the awareness and participation of employees in reducing avoidable Energy losses. Waste water generated in fertilizer plant is completely recycled and reused. In other plants it is treated and disposed as per Consent conditions. Natural Resource conservation measures have been strengthen through reuse of hazardous wastes i.e. silica sludge, sulphur sludge and fly-ash in the fertilizer plant. Further Renewable fuel (Rice Husk) have been successfully used, completely eliminating use of coal in hot air generators of the Company in the reporting year. Suppliers assessment process has been strengthened through checklist based review on relevant sustainability aspects and indicators.

■ 14. Corporate Social Responsibility

Corporate Social Responsibility ('CSR') is an imperative part of Jubilant's paradigm for sustainability. The Company's thrust on working ingeniously on triple bottom line of Economic, Environmental and Social performance.

CSR activities at Jubilant are in line with the provisions of Section 135 read with Schedule VII to the Act. The CSR initiatives of the Company are implemented through Jubilant Bhatia Foundation, established in the year 2007, social development segment of Jubilant Bhatia Group.

The CSR interventions of the Company are structured in line with the United Nations Sustainable Development Goals (SDGs), also now as Global Goals. The CSR projects are well crafted to empower the communities around the area of operations of the Company. The projects work on 4P model (Public-Private-People-Partnership). Jubilant's role is to act as a catalyst and facilitate the process and participation of community is ensured in each programme for optimal outcomes.

JBF's detailed activities are available on its website www.jubilantbhartiafoundation.com

Annual Report on CSR including contents of the CSR Policy and composition of Sustainability & Corporate Social Responsibility Committee is attached as **Annexure 2** to this Report.

■ 15. Investor Services

In its endeavour to improve investor services, your Company has taken the following initiatives:

- An Investor Section on the website of the Company (www.jubilantindustries.com) has been created.

- Disclosure made to the Stock Exchanges and that are required as per Listing Regulations are promptly uploaded on the website of the Company for information of the Investors.
- There is a dedicated e-mail id investorsjil@jubl.com for sending communications to the Company Secretary and Compliance Officer.
Members may lodge their requests, complaints and suggestions on this e-mail as well.

■ 16. Green Initiatives

Your Company, being committed to policy of sustainable development, has taken several green initiatives which include:

- Conducting Paperless Board/Committee Meetings;
- Uploading the Corporate Sustainability Report on the website of the Company (instead of circulating in paper or CD form) and providing its weblink to the shareholders alongwith the Annual Report; and
- Emailing Annual Reports and other documents to shareholders who have opted for the electronic version.

■ 17. Other Statutory Disclosures

- Extract of Annual Return: Pursuant to the provisions of Section 92 of the Act read with Rule 12 of the Companies (Management and Administration) Rules, 2014, extract of the Annual Return is attached as **Annexure 3** to this Report.

The Annual Return (MGT-7) of the Company as on March 31, 2019 is available on following link <https://www.jubilantindustries.com/pdfs/Annual-Return-MGT-7-as-on-March-31-2019.pdf>

- Deposits: The Company did not invite/accept any deposits covered under Chapter V of the Act. Accordingly, no disclosure or reporting is required in respect of details relating to deposits covered under this Chapter.
- Loans, Guarantees and Investments: Details of loans, guarantees/ securities and investments along with the purpose for which the loan, guarantee or security is proposed to be utilised by the recipient have been disclosed in Note nos. 6, 34 and 5 to the Standalone Financial Statements.
- Particulars of Contracts or Arrangements with the Related Parties: The Company

had formulated a policy on Related Party Transactions ('RPTs'), dealing with the review and approval of RPTs. Prior omnibus approval is obtained for RPTs which are of repetitive nature. All RPTs are placed before the Audit Committee for review and approval.

All RPTs entered into during FY 2019-20 were in the ordinary course of business and on arm's length basis. No material RPTs were entered into during FY 2019-20 by the Company as defined in the Policy on Materiality of Related Party Transactions and dealing with Related Party Transactions. Accordingly, the disclosure of RPTs as required under Section 134(3)(h) of the Act in Form AOC 2 is not applicable. Your Directors draw attention of the members to Note no. 33 to the Standalone Financial Statements which sets out the Related Party disclosures.

- Material Changes in Financial Position: No material change or commitment has occurred after the close of the Financial Year 2019-20 till the date of this Report, which affects the financial position of the Company. In March 2020, the World Health Organization declared Covid-19 to be pandemic. Pursuant to the outbreak of Covid-19 worldwide, the Government of India declared countrywide lockdown on March 24, 2020 which led to the temporary suspension of some operations of its wholly owned subsidiary Jubilant Agri and Consumer Products Limited and has impacted the overall business operations of the Company on consolidated level. Necessary measures to curb the spread of infection in order to protect the health and well being of employees and ensured business continuity to the extent possible with minimal disruption have been taken. The details of impact on operations of the Company and steps taken by the Company to mitigate the impact of Covid-19 are described in the Management Discussion and Analysis Report which forms part of this Annual Report and is provided in a separate section.
- Significant or Material orders: There is no significant or material orders passed by the Regulators or Courts or Tribunal impacting the going concern status of the Company and its future operations.
- Vigil Mechanism/Whistle Blower Policy: The details of Vigil Mechanism (Whistle Blower

Policy) adopted by the Company have been disclosed in the Corporate Governance Report and forms an integral part of this report.

- viii. Conservation of Energy, Technology Absorption and Foreign Exchange Earnings and Outgo: The Company being engaged in the business of manufacturing of IMFL, most of the information as required under Section 134 the Act, read with Rule 8 Companies (Accounts) Rules, 2014 as amended is not applicable. However, the information as applicable has been given in **Annexure 4** and forms part of this Report.
- ix. Particular of Employees: Particulars as required under Section 197(12) of the Act read with Rule 5 of the Companies (Appointment and Remuneration of Managerial Personnel) Rules, 2014, are given in **Annexure 5** and forms part of this Report.
- x. Secretarial Standards of ICSI: The Company has complied with the Secretarial Standard-1 on 'Meetings of the Board of Directors' and Secretarial Standard-2 on 'General Meetings' issued by the Institute of Company Secretaries of India.
- xi. Cost Records: Pursuant to section 148 of the Companies Act, 2013 read with Companies (Cost Records and Audit) Rules, 2014, the Company is not required to maintain the cost records.
- xii. Transfer to Investor Education and Protection Fund: The details of unpaid or unclaim dividend and shares thereof transferred to Investor Education and Protection Fund have been disclosed in Corporate Governance Report and forms an integral part of this report.
- xiii. During the year, Mr. Manu Ahuja, CEO and Managing Director of the Company is getting remuneration from Jubilant Agri and Consumer Products Limited, wholly owned subsidiary of the Company, as its CEO & Whole-time Director.

■ 18. Directors' Responsibility Statement

Your Directors, based on the representation received from the management, confirm that:

- in the preparation of annual accounts, the applicable accounting standards have been followed along with proper explanation relating to material departures;

- the Directors have selected such accounting policies and applied them consistently and made judgments and estimates that are reasonable and prudent so as to give a true and fair view of the state of affairs of the Company as on March 31, 2020 and of the profit and loss of the Company for the year ended March 31, 2020;
- the Directors have taken proper and sufficient care for the maintenance of adequate accounting records in accordance with the provisions of the Companies Act, 2013 for safeguarding the assets of the Company and for preventing and detecting fraud and other irregularities;
- the Directors have prepared the annual accounts on a going concern basis;
- the Directors have laid down adequate internal financial controls to be followed by the Company and that such internal financial controls are adequate and are operating effectively;

Based on the framework of internal financial controls (including the Control Manager) for financial reporting and compliance systems established and maintained by the Company, work performed by the internal, statutory and secretarial auditor and the reviews performed by the management and the relevant Board committees, including the Audit Committee, the Board is of the opinion that the Company's internal financial controls were adequate and effective during the Financial Year 2019-20; and

- the Directors have devised proper systems to ensure compliance with the provisions of all applicable laws and that such systems are adequate and operating effectively.

■ 19. Corporate Governance

As a responsible corporate citizen, the Company is committed to maintain the highest standards of Corporate Governance and believes in adhering to the best corporate practices prevalent globally.



A detailed Report on Corporate Governance pursuant to the requirements of Regulation 34 read with Schedule V of the Listing Regulations, is attached as **Annexure 6** and forms part of this Report. A certificate from the Statutory Auditor confirming compliance with the conditions of Corporate Governance, as stipulated in Clause E of Schedule V to the Listing Regulations, 2015 is attached to the Corporate Governance Report.

The Board Members and Senior Management Personnel have affirmed compliance with the Code of Conduct for Directors and Senior Management for the year ended March 31, 2020. A certificate from the Chief Executive Officer & Managing Director confirming the same is attached to the Corporate Governance Report.

A certificate from the Chief Executive Officer and Chief Financial Officer confirming correctness of the financial statements, adequacy of internal control measures, etc. is also attached to the Corporate Governance Report.

■ 20. Management Discussion & Analysis

Management Discussion and Analysis Report,

as stipulated under the Listing Regulations, is presented in a separate Section forming part of this Annual Report.

■ 21. Acknowledgments

Your Directors acknowledge with gratitude the co-operation and assistance received from the Central and State Government Authorities. Your Directors thank the Shareholders, Financial institutions, Banks/other Lenders, Customers, Vendors and other business associates for the confidence reposed in the Company and its management and look forward to their continued support. The Board places on record its appreciation for the dedication and commitment of the employees at all levels, which has continued to be our major strength. We look forward to their continued support in the future.

For and on behalf of the Board

Priyavrat Bhartia
Chairman
(DIN: 00020603)

Place: Greater Noida
Date: May 21, 2020

SECRETARIAL AUDIT REPORT

FOR THE FINANCIAL YEAR ENDED MARCH 31, 2020

[Pursuant to Section 204(1) of the Companies Act, 2013 and Rule No. 9 of the Companies (Appointment and Remuneration of Managerial Personnel) Rules, 2014]

To,

The Members

Jubilant Industries Limited

(CIN: L24100UP2007PLC032909)

Bhartiagram, Gajraula,

District Amroha - 244223,

Uttar Pradesh

We have conducted the secretarial audit of the compliance of applicable statutory provisions and the adherence to good corporate practices by **Jubilant Industries Limited** (hereinafter called 'the Company'). Secretarial Audit was conducted in a manner that provided us a reasonable basis for evaluating the corporate conducts/ statutory compliances and expressing our opinion thereon.

We report that-

- a) Maintenance of secretarial records is the responsibility of the management of the Company. Our responsibility is to express an opinion on these secretarial records based on our audit.
- b) We have followed the audit practices and processes as were appropriate to obtain reasonable assurance about the correctness of the contents of the secretarial records. The verification was done on test basis to ensure that correct facts are reflected in secretarial records. We believe that the processes and practices, we followed, provide a reasonable basis for our opinion.
- c) We have not verified the correctness and appropriateness of the financial statements of the Company.
- d) Wherever required, we have obtained the Management Representation about the compliances of laws, rules and regulations and happening of events etc.
- e) The compliance of the provisions of the corporate and other applicable laws, rules, regulations and standards is the responsibility of the management. Our examination was limited to the verification of procedures on test basis.
- f) The Secretarial Audit report is neither an assurance as to the future viability of the Company nor of the efficacy or effectiveness with which the management has conducted the affairs of the Company.
- g) Some of the books and papers were verified through online means due to the prevailing lockdown (COVID-19) and due efforts have been made by the Company to make available all the relevant documents & records and by the Auditors to conduct and complete the audit in aforesaid lockdown conditions.

Based on our verification of the Company's books, papers, minute books, forms and returns filed and other records maintained by the Company and also the information provided by the Company, its officers, agents and authorized representatives during the conduct of Secretarial Audit, we hereby report that in our opinion, the Company has, during the audit period covering the financial year ended on March 31, 2020 ("Audit Period") complied with the statutory provisions listed hereunder and also that the Company has proper Board processes and compliance mechanism in place to the extent, in the manner and subject to the reporting made hereinafter:

We have examined the books, papers, minute books, forms and returns filed and other records maintained by the Company for the financial year ended on March 31, 2020 according to the provisions of:

- (i) The Companies Act, 2013 ('the Act') and the rules made thereunder/Companies Act, 1956 (wherever applicable);
- (ii) The Securities Contracts (Regulation) Act, 1956 ('SCRA') and the rules made thereunder;
- (iii) The Depositories Act, 1996 and the Regulations and Bye-laws framed thereunder;
- (iv) Foreign Exchange Management Act, 1999 and the rules and regulations made thereunder to the extent of Foreign Direct Investment, Overseas Direct Investment and External Commercial Borrowings, where applicable;
- (v) The following Regulations prescribed under the Securities and Exchange Board of India Act, 1992 ('SEBI Act'):-
 - (a) The Securities and Exchange Board of India (Substantial Acquisition of Shares and Takeovers) Regulations, 2011;
 - (b) The Securities and Exchange Board of India (Prohibition of Insider Trading) Regulations, 2015;
 - (c) The Securities and Exchange Board of India (Issue of Capital and Disclosure Requirements) Regulations, 2009 and Securities and Exchange Board of India (Issue of Capital and Disclosure Requirements) Regulations, 2018, where applicable;
 - (d) The Securities and Exchange Board of India (Share Based Employee Benefits) Regulations, 2014;
 - (e) *The Securities and Exchange Board of India (Issue and Listing of Debt Securities) Regulations, 2008;
 - (f) The Securities and Exchange Board of India (Registrars to an Issue and Share Transfer Agents) Regulations, 1993;
 - (g) *The Securities and Exchange Board of India (Delisting of Equity Shares) Regulations, 2009;
 - (h) *The Securities and Exchange Board of India (Buyback of Securities) Regulations, 1998 and Securities and Exchange Board of India (Buy-back of Securities) Regulations, 2018; and
 - (i) The Securities and Exchange Board of India (Listing Obligations and Disclosures Requirements) Regulations, 2015;

* No event took place under these regulations during the Audit period.

We have also examined compliance with the applicable clauses of the Secretarial Standards on Meetings of the Board of Directors and on General Meetings issued by the Institute of Company Secretaries of India.

During the Audit Period, the Company has complied with the provisions of the Act, Rules, Regulations, Standards and Guidelines, to the extent applicable, as mentioned above.

- (vi) The Company manufactures Indian Made Foreign Liquor (IMFL) at its manufacturing facility located at Nira, Maharashtra. Food Safety and Standards Act, 2006 and rules made thereunder is the law specifically applicable to the Company.

We have checked the Compliance Management System of the Company to obtain reasonable assurance about the adequacy of systems in place to ensure compliance of specifically applicable laws and this verification was done on test basis. We believe that the Audit evidence which we have obtained is sufficient and appropriate to provide a basis for our audit opinion. In our opinion and to the best of our information and according to explanations given to us, we believe that the Compliance Management System of the Company seems adequate to ensure compliance of laws, specifically applicable to the Company.

We further report that the Board of Directors of the Company is duly constituted with proper balance of Executive Directors, Non-Executive Directors and Independent Directors. No changes in the composition of the Board of Directors took place during the audit period.



Adequate notice is given to all directors to schedule the Board Meetings. Agenda and detailed notes on agenda were sent at least seven days in advance, and a system exists for seeking and obtaining further information and clarifications on the agenda items before the meeting and for meaningful participation at the meeting.

Board decisions are carried out with unanimous consent and therefore, no dissenting views were required to be captured and recorded as part of the minutes.

We further report that there are adequate systems and processes in the company commensurate with the size and operations of the company to monitor and ensure compliance with applicable laws, rules, regulations and guidelines.

We further report that during the audit period, the Finance Committee at its meeting held on March 20, 2020 made allotment of 13,00,000 (Thirteen Lakh) equity shares of ₹ 10 (Ten) each at premium of INR 125.95 (Rupees One Hundred Twenty Five and Ninety Five Paisa only) per equity share pursuant to conversion of warrants.

For **Sanjay Grover & Associates**

Company Secretaries

Firm Registration No.: P2001DE052900

Mohinder Paul Kharbanda

Partner

CP No.: 22192, M. No. F2365

UDIN: F002365B000263923

New Delhi

May 21, 2020

Annual Report on Corporate Social Responsibility (CSR) Activities Financial Year 2019-20

1. A brief outline of the Company's CSR policy, including overview of projects or programs proposed to be undertaken and a reference to the web-link to the CSR policy and projects or programs.

Corporate Social Responsibility ('CSR') at Jubilant is the commitment of businesses to contribute to sustainable economic development by working with the employees, their families, the local community and the society at large to improve their lives in ways that are good for business and for its development.

CSR segment of the organisation is guided by the Sustainability Mission of the Company. In compliance with the provisions of Section 135 of Companies Act 2013, (the 'Act') read with the Companies (Corporate Social Responsibility) Rules, 2014 is applicable on Jubilant Industries Limited and to comply with the same company has taken following steps:

Adoption of CSR Policy which has been placed on the Company's website www.jubilantindustries.com.

- Approval by the Sustainability and CSR Committee (the 'Committee') to implement CSR activities through "Jubilant Bhartiya Foundation", a not-for-profit organisation registered under Section 25 of the Companies Act, 1956 (corresponding to Section 8 of the Act).
- While implementing CSR projects, the Company shall give priority to the area around its manufacturing locations in India.
- The Committee approved the following CSR activities which are in line with Schedule VII to the Act:
 - **Project Arogya and Swasthya Prahari:** Improving health indices through innovative services and promoting health seeking behavior;
 - **Project Muskaan:** Universalising elementary education and improving quality parameters for primary education through community involvement; and
 - **Project Samridhi:** Enhancing alternate livelihood opportunity and income of Farmers.

2. The Composition of the CSR Committee.

The composition of the CSR Committee as on March 31, 2020.

S. No.	Name of Directors	Designation in CSR Committee
1	Mr. Priyavrat Bhartiya	Chairman
2	Mr. Shamit Bhartiya	Member
3	Mr. Ramanathan Bupathy	Member
4	Mr. Manu Ahuja	Member

3. Average net profit of the company for last three financial years: Losses of ₹ 174.43 Lakh
4. Prescribed CSR Expenditure (two per cent, of the amount as in item 3 above):
Due to losses, no CSR expenditure has been done during financial year 2019-20.
5. Details of CSR spent during the financial year 2019-20.

- a) Total amount to be spent for the financial year 2019-20: Nil
- b) Amount unspent, vis-à-vis prescribed CSR expenditure as per Section 135(5) of the Act: Nil
- c) Manner in which the amount spent during the financial year is detailed below.

(₹ in million)

(1) S. No.	(2) CSR project or activity Identified	(3) Sector in which the project is covered	(4) Projects or programs		(5) Amount outlay (budget) project or Programme wise	(6) Amount spent on The projects or programs Subheads:		(7) Cumulative expenditure upto the reporting period	(8) Amount spent: Direct or through implementing agency
			(1) Local area or other	(2) Specify the State and district where projects or Programs was undertaken		(1) Direct expenditure on Projects or programs	(2) Over-heads		
NOT APPLICABLE									

- 6. In case the company has failed to spend the two per cent of the average net profit of the last three financial years or any part thereof, the company shall provide the reasons for not spending the amount in its Board Report.

Not Applicable

- 7. A responsibility statement of the CSR Committee that the implementation and monitoring of CSR policy, is in compliance with CSR objectives and Policy of the Company.

We hereby declare that to the best of our knowledge and belief the implementation and monitoring of CSR policy, is in compliance with CSR objectives and Policy of the Company.

We hereby declare that to the best of our knowledge and belief the implementation and monitoring of CSR policy, is in compliance with CSR objectives and Policy of the Company.

For Jubilant Industries Limited

Priyavrat Bhartia
Chairman
CSR Committee
(DIN: 00020603)

Manu Ahuja
CEO & Managing Director
(DIN: 05123127)

Extract of Annual Return

(Form No. MGT-9)

As on the Financial Year ended on March 31, 2020

[Pursuant to section 92(3) of the Companies Act, 2013 and rule 12(1) of the Companies (Management and Administration) Rules, 2014]

i. Registration and Other Details:

(i) CIN	L24100UP2007PLC032909
(ii) Registration Date	February 23, 2007
(iii) Name of the Company	Jubilant Industries Limited
(iv) Category/Sub-Category of the Company	Public Company/ Limited by Shares
(v) Address of the Registered Office and Contact details	Bhartiagram, Gajraula, District Amroha - 244 223, Uttar Pradesh, India Tel: +91-5924-267200
(vi) Whether listed company	Yes
(vii) Name, Address and Contact details of Registrar and Transfer Agent, if any	Alankit Assignments Limited (Unit: Jubilant Industries Limited) Alankit House, 4E/2, Jhandelwna Extension, New Delhi - 110055 Tel: +91-11-23541234, 42541234 Email: rta@alankit.com

ii. Principal Business Activities of the Company

All the business activities contributing 10 % or more of the total turnover of the Company shall be stated:

Name & Description of main products / services	NIC Code of the Product/ Service	% to total turnover of the Company
Manufacturing of Indian Made Foreign Liquor	32	100%

iii. Particulars Of Holding, Subsidiary And Associate Companies

S. No.	Name and address of the Company	CIN/GLN	Holding / Subsidiary/ Associate	% of shares held	Applicable Section of the Companies Act, 2013
1	Jubilant Agri and Consumer Products Limited Bhartiagram, Gajraula, District Amroha - 244223, Uttar Pradesh, India	U52100UP2008PLC035862	Subsidiary	100%	Sec 2(87)
2	Jubilant Industries Inc. 790 Township Line RD STE 175 Yardley, PA 19067- 4249	N.A.	Subsidiary	100%	Sec 2(87)

iv. Share Holding Pattern (Equity Share Capital Breakup as Percentage Of Total Equity)

(i) Category-wise Shareholding

S. No.	Category of Shareholder	No. of shares held at the beginning of the year (April 01, 2019)				No. of shares held at the end of the year (March 31, 2020)				% Change during the year
		Demat	Physical	Total	% of total shares	Demat	Physical	Total	% of total shares	
A.	Promoter									
(1)	Indian									
	a) Individuals/ HUF	28,498	-	28,498	0.21	28,498	-	28,498	0.19	(0.02)
	b) Central Govt.	-	-	-	-	-	-	-	-	-
	c) State Govt(s)	-	-	-	-	-	-	-	-	-
	d) Bodies Corporate	96,80,314	-	96,80,314	70.50	1,11,65,314	-	1,11,65,314	74.28	3.78
	e) Banks/ FI	-	-	-	-	-	-	-	-	-
	f) Any Other	-	-	-	-	-	-	-	-	-
	Sub Total (A)(1)	97,08,812	-	97,08,812	70.71	1,11,93,812	-	1,11,93,812	74.47	3.76
(2)	Foreign									
	a) NRIs - Individuals	72,825	-	72,825	0.53	72,825	-	72,825	0.48	(0.05)
	b) Other - Individuals	-	-	-	-	-	-	-	-	-
	c) Bodies Corporate	1,85,000	-	1,85,000	1.35	-	-	-	-	(1.35)
	d) Banks/ FI	-	-	-	-	-	-	-	-	-
	e) Any Other	-	-	-	-	-	-	-	-	-
	Sub Total(A)(2)	2,57,825	-	2,57,825	1.88	72,825	-	72,825	0.48	(1.40)
	Total Shareholding of Promoter (A) = (A)(1)+(A)(2)	99,66,637	-	99,66,637	72.58	1,12,66,637	-	1,12,66,637	74.96	2.38
B.	Public shareholding									
(1)	Institutions									
	a) Mutual Funds	80	-	80	0.00	80	-	80	0.00	-
	b) Banks/ FI	3,131	225	3,356	0.02	134	225	359	0.00	(0.02)
	c) Central Govt.	-	-	-	-	-	-	-	-	-
	d) State Govt(s)	-	-	-	-	-	-	-	-	-
	e) Venture Capital Funds	-	-	-	-	-	-	-	-	-
	f) Insurance Companies	-	-	-	-	2,500	-	2,500	0.02	0.02
	g) FIs	-	-	-	-	-	-	-	-	-
	i) Foreign Venture Capital Funds	-	-	-	-	-	-	-	-	-
	j) Others - Foreign Bank	-	-	-	-	-	-	-	-	-
	Sub-Total (B)(1)	3,211	225	3,436	0.02	2,714	225	2,939	0.02	-
(2)	Non-Institutions									
	a) Bodies Corporate									
	i) Indian	3,56,259	758	3,57,017	2.60	2,02,155	718	2,02,873	1.35	(1.25)
	ii) Overseas	-	-	-	-	-	-	-	-	-
	b) Individual									
	i) Individuals shareholders holding nominal share capital up to ₹ 1 lakh	20,64,648	78,698	21,43,346	15.61	20,75,703	70,721	21,46,424	15.60	(1.80)
	ii) Individual shareholders holding nominal share capital in excess of ₹ 1 lakh	8,34,482	-	8,34,482	6.08	11,85,364	-	11,85,364	7.89	1.81



S. No.	Category of Shareholder	No. of shares held at the beginning of the year (April 01, 2019)				No. of shares held at the end of the year (March 31, 2020)				% Change during the year
		Demat	Physical	Total	% of total shares	Demat	Physical	Total	% of total shares	
	d) Others									
	i) The Custodian Special Court	-	2,850	2,850	0.02	-	-	-	-	0.02
	ii) Trust	1,71,967	-	1,71,967	1.25	3,653	-	3,653	0.02	(1.23)
	iii) Non-resident Indians	1,72,738	5,248	1,77,986	1.30	1,46,937	5,132	1,52,069	1.01	(0.29)
	iv) Clearing Member	9,999	-	9,999	0.07	12,923	-	1,29,23	0.09	0.02
	v) NBFCs registered with RBI	1000	-	1000	0.01	-	-	-	-	(0.01)
	vi) Investor Education & Protection Fund	62,381	-	62,381	0.45	62,077	-	62,077	0.41	(0.04)
	Sub-Total (B)(2)	36,73,474	87,554	37,61,028	27.39	36,84,954	76,571	37,61,525	25.02	(2.38)
	Total Public Shareholding (B) = (B)(1)+(B)(2)	36,76,685	87,779	37,64,464	27.42	36,87,668	77,796	37,64,464	25.04	(2.38)
C.	TOTAL (A)+(B)	1,36,43,322	87,779	1,37,31,101	100.00	1,49,54,305	76,796	1,50,31,101	100.00	-
	Shares held by Custodians for GDRs & ADRs	-	-	-	-	-	-	-	-	-
	Grand Total (A)+(B)+(C)	1,36,43,322	87,779	1,37,31,101	100.00	1,49,54,305	76,796	1,50,31,101	100.00	-

(ii) Shareholding of Promoters (including Promoter Group)

S. No.	Shareholder's Name	Shareholding at the beginning of the year (April 01, 2019)			Shareholding at the end of the year (March 31, 2020)			% change in shareholding during the year
		No. of Shares	% of total Shares of the company	% of Shares Pledged/encumbered to total shares	No. of Shares	% of total Shares of the company	% of Shares Pledged/encumbered to total shares	
1.	Mr. Shyam Sunder Bhartia	72,825	0.53	-	72,825	0.48	-	(0.05)
2.	Mr. Hari Shanker Bhartia	20,873	0.15	-	20,873	0.14	-	(0.01)
3.	Mr. Priyavrat Bhartia	253	0.00	-	253	0.00	-	-
4.	Mr. Shamit Bhartia	6,561	0.05	-	6,561	0.04	-	(0.01)
5.	Ms. Kavita Bhartia	613	0.00	-	613	0.00	-	-
6.	Ms. Aashti Bhartia	99	0.00	-	99	0.00	-	-
7.	Mr. Arjun Shanker Bhartia	99	0.00	-	99	0.00	-	-
8.	Vam Holdings Limited	2,84,070	2.07	-	2,84,070	1.89	-	(0.18)
9.	Jaytee Private Limited	380	0.00	-	380	0.00	-	-
10.	Jubilant Infrastructure Limited	50,000	0.36	-	50,000	0.33	-	(0.02)
11.	Jubilant Consumer Private Limited	93,522	0.68	-	2,78,522	1.85	-	1.17
12.	HSSS Investment Holding Private Limited	62,81,470	45.75	-	71,64,048	47.66	-	1.91
13.	KBHB Investment Holding Private Limited	15,22,497	11.09	-	17,36,415	11.55	-	0.46
14.	SSBPB Investment Holding Private Limited	14,48,375	10.55	-	16,51,879	10.99	-	0.44

S. No.	Shareholder's Name	Shareholding at the beginning of the year (April 01, 2019)			Shareholding at the end of the year (March 31, 2020)			% change in shareholding during the year
		No. of Shares	% of total Shares of the company	% of Shares Pledged/encumbered to total shares	No. of Shares	% of total Shares of the company	% of Shares Pledged/encumbered to total shares	
15.	Miller Holdings Pte. Limited	-	-	-	-	-	-	-
16.	Rance Investment Holdings Limited	1,20,000	0.87	-	-	-	-	(0.87)
17.	Cumin Investments Limited	65,000	0.47	-	-	-	-	(0.47)
18.	Torino Overseas Limited	0.00	0.00	-	-	-	-	-
	TOTAL	99,66,637	72.58	-	1,12,66,637	74.96	-	2.38

(iii) Change in Promoters' Shareholding (including Promoter Group)

Name	Shareholding at the beginning of the year (April 1, 2019)		Date	Increase/decrease during the year	Reasons	Cumulative Shareholding during the year/Shareholding at the end of the year (March 31, 2020)	
	No. of Shares	% of total shares of the company				No. of shares	% of total shares of the company
Jubilant Consumer Private Limited	93,522	0.68	30-May-2019	1,85,000	Market Purchase	2,78,522	1.85
Rance Investment Holdings Limited	1,20,000	0.87	30-May-2019	1,20,000	Market Sale	-	-
Cumin Investments Limited	65,000	0.47	30-May-2019	65,000	Market Sale	-	-
HSSS Investment Holding Private Limited	62,81,470	45.75	20-Mar-2020	8,82,578	Conversion of warrants	71,64,048	47.66
KBHB Investment Holding Private Limited	15,22,497	11.09	20-Mar-2020	2,13,918	Conversion of warrants	17,36,415	11.55
SSBPB Investment Holding Private Limited	14,48,375	10.55	20-Mar-2020	2,03,504	Conversion of warrants	16,51,879	10.99

(iv) Shareholding Pattern of top ten Shareholders (other than Directors, Promoters (including Promoter Group) and Holders of GDRs and ADRs):

S. No.	Name of the Shareholder	Shareholding		Increase/Decrease in the Shareholding		Reason	Cumulative Shareholding during the year (April 1, 2019 to March 31, 2020)	
		No. of Shares at the beginning (April 1, 2019)/end of the year (March 31, 2020)	% of total shares of the company	As on Benpose Date	Purchase (+)/Sale (-) during the year		No. of shares	% of total shares of the company
1	Chetan Jayantilal Shah	1,55,000	1.13	01-Apr-19				
		1,55,000	1.03	31-Mar-20	-	-	1,55,000	1.03
2	Bhadra Jayantilal Shah	1,10,000	0.80	01-Apr-19				
		1,10,000	0.73	31-Mar-20	-	-	1,10,000	0.73
3	Sonal Chetan Shah	1,10,000	0.80	01-Apr-19				
		1,10,000	0.73	31-Mar-20	-	-	1,10,000	0.73

S. No.	Name of the Shareholder	Shareholding		Increase/Decrease in the Shareholding		Reason	Cumulative Shareholding during the year (April 1, 2019 to March 31, 2020)	
		No. of Shares at the beginning (April 1, 2019)/end of the year (March 31, 2020)	% of total shares of the company	As on Benpose Date	Purchase (+)/Sale (-) during the year		No. of shares	% of total shares of the company
4	Jayantilal Premji Shah (HUF)	63,000	0.46	01-Apr-19				
				10-Jan-20	18,654	Transfer	81,654	0.59
				17-Jan-20	18,346	Transfer	1,00,000	0.73
		1,00,000	0.67	31-Mar-20	-	-	1,00,000	0.67
5	Jayantilal Premji Shah	85,000	0.62	01-Apr-19				
		85,000	0.57	31-Mar-20	-	-	85,000	0.57
6	Jayantilal Premji Shah (HUF)	47,000	0.39	01-Apr-19				
				17-Jan-20	13,516	Transfer	60,516	0.44
		60,516	0.40	31-Mar-20	-	-	60,516	0.40
7	S. R. Tagore*	18,279	0.13	01-Apr-19				
				05-Jul-19	1,030	Transfer	19,309	0.14
				09-Aug-19	10,001	Transfer	29,310	0.21
				16-Aug-19	8,800	Transfer	38,110	0.28
				27-Sep-19	343	Transfer	38,453	0.28
				11-Oct-19	200	Transfer	38,653	0.28
				01-Nov-19	4,000	Transfer	42,653	0.31
				08-Nov-19	1,200	Transfer	43,853	0.32
				15-Nov-19	800	Transfer	44,653	0.33
				22-Nov-19	1,000	Transfer	45,653	0.33
				06-Mar-20	1,301	Transfer	46,954	0.34
				46,954	0.34	31-Mar-20	-	-
8	Ratnanandan Commercials Private Limited	42,800	0.31	01-Apr-19				
				31-Jan-20	(10,862)	Transfer	31,938	0.23
				07-Feb-20	6,086	Transfer	38,024	0.28
		38,024	0.28	31-Mar-20	-	-	38,024	0.28
9	Chetan Jayantilal Shah (HUF)	30,000	0.22	01-Apr-19				
		30,000	0.20	31-Mar-20	-	-	30,000	0.20
10	Desai Jagruti R*	-	-	01-Apr-19				
				13-Sep-19	8,160	Transfer	8,160	0.06
				18-Sep-19	3,250	Transfer	11,410	0.08
				01-Nov-19	4,625	Transfer	16,035	0.12
				08-Nov-19	7,147	Transfer	23,182	0.17
				27-Dec-19	1,300	Transfer	24,482	0.18
				31-Dec-19	1,000	Transfer	25,482	0.19
				03-Jan-20	500	Transfer	25,982	0.19
				10-Jan-20	2,197	Transfer	28,179	0.21
				17-Jan-20	387	Transfer	28,566	0.21
				24-Jan-20	450	Transfer	29,016	0.21
		29,016	0.19	-	-	29,016	0.19	
11	Jubilant Employees Welfare Trust**	1,70,364	1.43	01-Apr-19				
				30-Aug-19	63,832	Transfer	1,06,532	0.78
				06-Sep-19	1,06,532	Transfer	-	-
		-	-	31-Mar-20	-	-	-	-
12	Jaliyan Trading Private Limited**	30,000	0.22	01-Apr-19				
				09-Aug-19	30,000	Transfer	-	-
				31-Mar-20	-	-	-	-

*Not in the list of Top 10 shareholders as on April 1, 2019. The same is reflected above as the shareholder was one of the Top 10 shareholders as on March 31, 2020.

**Ceased to be in the Top 10 shareholders as on March 31, 2020. The same is reflected above as the shareholder was one of the Top 10 shareholders as on April 1, 2019.

(v) Shareholding of Directors and Key Managerial Personnel:

S. No.	Name & Designation	Shareholding at the beginning of the year (April 1, 2019)		Date wise Increase/Decrease in Share Holding during the year specifying the reasons for increase/decrease (e.g. allotment/transfer/bonus/sweat equity, etc.)	Cumulative Shareholding during the year (2019-20)		At the end of the year (March 31, 2020)			
		No. of shares	% of total shares of the company		No. of shares	% of total shares of the Company	No. of shares	% of total shares of the Company		
1.	Mr. Priyavrat Bhartia, Chairman (Non-Executive)	253	0.00	No change during the Financial Year 2019-20		253	0.00	253	0.00	
2.	Mr. Shamit Bhartia, Non-Executive Director	6,561	0.06			6,561	0.05	6,561	0.05	
3.	Mr. Manu Ahuja, CEO & Managing Director	-	-	20-Dec-19	Transfer	10,000	10,000	0.07	-	-
				23-Dec-19	Transfer	6,391	6,391	0.05	-	-
				24-Dec-19	Transfer	5,909	5,909	0.04	22,300	0.15
4.	Mr. Abhishek Mishra, Company Secretary	1	0.00	No change during the Financial Year 2019-20		1	0.00	1	0.00	

v. Indebtedness

Indebtedness of the Company including interest outstanding/accrued but not due for payment:

(₹ in Million)

	Secured Loans excluding deposits	Unsecured Loans	Deposits	Total Indebtedness
Indebtedness at the beginning of the financial year				
i) Principal Amount	-	6.50	-	6.50
ii) Interest due but not paid	-	0.03	-	0.03
iii) Interest accrued but not due	-	-	-	-
Total (i + ii + iii)	-	6.53	-	6.53
Change in Indebtedness during the financial year				
• Addition	-	-	-	-
• Reduction	-	6.53	-	6.53
Net Change	-	6.53	-	6.53
Indebtedness at the end of the financial year				
i) Principal Amount	-	-	-	-
ii) Interest due but not paid	-	-	-	-
iii) Interest accrued but not due	-	-	-	-
Total (i + ii + iii)	-	-	-	-



■ vi. Remuneration of Directors and Key Managerial Personnel

A. Remuneration to Managing Director, Whole-time Director and/ or Manager: NIL

B. Remuneration to other directors:

(i) Independent Directors:

(Amount in ₹)

S. No.	Particulars of Remuneration	Name of Directors				Total Amount
		Mr. Ramanathan Bupathy	Mr. Sushil Kumar Roongta	Ms. Shivpriya Nanda	Mr. Radhey Shyam Sharma	
1	Fee for attending Board/ Committee meetings	3,90,000	3,45,000	2,75,000	4,00,000	14,10,000
2	Commission	-	-	-	-	-
3	Others, please specify	-	-	-	-	-
	Total	3,90,000	3,45,000	2,75,000	3,50,000	14,10,000

(ii) Other Non-Executive Director: NIL

No managerial remuneration has been paid to Non-Executive Directors during the Financial Year 2019-20. Hence, computation of ceiling of managerial remuneration is not given.

C. Remuneration to Key Managerial Personnel other than Managing Director/ Manager/ Whole-time Director

(Amount in ₹)

S. No.	Particulars of Remuneration	Mr. Umesh Sharma Chief Financial Officer	Mr. Abhishek Mishra Company Secretary	Total
1	Gross salary	2,64,000	12,82,794	15,46,794
	Salary as per provisions contained in section 17(1) of the Income-tax Act, 1961	-	-	-
	Value of perquisites u/s 17(2) of the Income-tax Act, 1961	-	4,041	4,041
	Profits in lieu of salary under section 17(3) of the Income-tax Act, 1961	-	-	-
2	Stock Option	-	-	-
3	Sweat Equity	-	-	-
4	Commission	-	-	-
5	Others (Provident Fund, Mediclaim and Reimbursement)	-	1,10,213	1,10,213
	Total	2,64,000	13,97,048	16,61,048

■ vii. Penalties/ Punishment/ Compounding Of Offences:

There were no penalties/ punishment/ compounding of offences for breach of any section of Companies Act against the Company or its Directors or other officers in default, if any, during the year.

For and on behalf of the Board

Priyavrat Bhartia
Chairman
(DIN: 00020603)

Place : Greater Noida
Date : May 21, 2020

Annexure 4

Disclosure under Section 134(3)(M) of the Companies Act, 2013 read with Companies (Accounts) Rules, 2014.**■ A. Conservation of Energy:****(i) Steps taken or impact on conservation of energy**

Nil

(ii) Steps taken by the Company for utilizing alternate sources of energy

The Company recognizes that climate change mitigation require significant consideration in business decisions. To bring down the carbon foot print, the Company continuously strives to use renewable energy.

(iii) Capital investment on energy conservation equipments

Nil.

■ B. Technology Absorption**i) Efforts made towards technology absorption**

Owing to the nature of operations of the Company, the information pertaining to Technology Absorption is not applicable to the Company. However, the Company endeavors to avail the latest technology trends and practices in its operations.

ii) Benefits derived like product improvement, cost reduction, product development or import substitution

None.

iii) Imported Technology

Not Applicable.

iv) Expenditure incurred on Research and Development

None.

■ C. Foreign Exchange Earning and Outgo – None

For and on behalf of the Board

Priyavrat Bhartia
Chairman
(DIN: 00020603)

Place: Greater Noida
Date: May 21, 2020

Particulars prescribed under Section 197(12) of the Companies Act, 2013 read with Rule 5(1) of the Companies (Appointment and Remuneration of Managerial Personnel) Rules, 2014

PART-A

- (i) The ratio of the remuneration of each Director to the median remuneration of the employees of the Company for the financial year 2019-20, the percentage increase in remuneration of each Director, Chief Financial Officer and Company Secretary in the financial year 2019-20:

Sl. No.	Name and Designation of Director/KMP	Remuneration during the financial year 2019-20 (in ₹)	% increase in Remuneration	Ratio of remuneration of each Director to median remuneration of employees
1.	Mr. Priyavrat Bhartia ¹ Chairman (Non-Executive)	-	-	-
2.	Mr. Shamit Bhartia ¹ Non-Executive Director	-	-	-
3.	Mr. Ramanathan Bupathy ² Independent Director	3,90,000	(18.75)	0.27
4.	Mr. Sushil Kumar Roongta ² Independent Director	3,45,000	(32.35)	0.24
5.	Ms. Shivpriya Nanda ² Independent Director	2,75,000	10.00	0.19
6.	Mr. Radhey Shyam Sharma ³ Independent Director	4,00,000	Not applicable	0.28
7.	Mr. Manu Ahuja CEO & Managing Director	-	-	-
8.	Mr. Umesh Sharma Chief Financial Officer	2,64,000	-	Not applicable
9.	Mr. Abhishek Mishra Company Secretary	13,97,048	6.53	Not applicable

Note:

- Mr. Priyavrat Bhartia and Mr. Shamit Bhartia has opted not to take sitting fee.
- Change in remuneration of Independent Directors vis-a-vis previous year, if any, is due to change in their committee membership, meetings attended and sitting fee paid.
- Detail of Mr. Radhey Shyam Sharma is not given as he was Director only for a part of the previous Financial Year 2018-19.

Median of Total Cost to Company (CTC) on payable basis has been taken for all on-roll employees as on March 31, 2020: Median Salary of all on-roll employees is ₹ 14,28,908.

- (ii) The percentage increase in the median remuneration of employees in the Financial Year 2019-20 was 6%;
- (iii) 5 permanent employees were on the rolls of Company as on March 31, 2020.
- (iv) Average percentage increase made in the salaries of employees other than the managerial personnel in the last financial year and its comparison with the percentage increase in managerial remuneration and justification thereof and point out if there are any exceptional circumstances for increase in the managerial remuneration:
Average increase in remuneration of the employees other than managerial remuneration was 2% in the Financial Year 2019-20.
- (v) Affirmation that the remuneration is as per the as per the Remuneration Policy of the Company:
It is hereby affirmed that the remuneration paid as per the Appointment and Remuneration Policy for Directors, Key Managerial Personnel and other employees.

■ PART-B

Sr. No.	Employee Name	Designation & Nature of Duties	Qualification	Total Work Experience (Years)	Date of Commencement of Employment	Age	Remuneration (₹)	Previous Employment held	
								Designation	Name of the Company
A. Top Ten Employees in terms of remuneration drawn during the Financial Year 2019-20									
1	S E Chavan	Senior Manager - Production	B. Sc. (Chemistry)	32	15-Nov-2011	57	18,88,710	Deputy Manager – Production	Jubilant Life Sciences Limited
2	Arvind Mohta	General Manager - BD	PGDBM – Marketing	12	12-Nov-2018	41	51,87,880	Division Manager	United Spirits Limited
3	Abasaheb Bhagawan Bhosale	Manager – QA	B.Sc. (Chemistry), Diploma in Industrial Fermentation & Alcohol Technology	23	15-Nov-2011	46	15,57,195	Assistant Manager – Quality	Jubilant Life Sciences Limited
4	Abhishek Mishra	Company Secretary	FCS, B.Sc. (PCM)	10	16-Mar-2018	35	13,97,048	Deputy Manager – Secretarial	Jubilant Agri and Consumer Products Limited
5	Umesh Sharma	Chief Financial Officer	FCA, ACS, Senior Management Programme from the Indian Institute of Management (IIM), Calcutta	27	24-May-2017	52	2,64,000	Senior Vice President - Finance & Accounts	Jubilant Enpro Private Limited
B. Employed for full year and in receipt of remuneration for the year which in aggregate was not less than ₹ 10,200,000 per annum (other than those mentioned in Para A above)									
NONE									
C. Employed for part of the year and in receipt of remuneration which in aggregate was not less than ₹ 850,000 per month (other than those mentioned in Para A above)									
NONE									

Notes:

1. All above persons are/ were full time employees of the Company.
2. None of the other employees is related to any Director of the Company.
3. None of the above employees is covered under Rule 5(2)(iii) of the Companies (Appointment and Remuneration of Managerial Personnel) Rules, 2014.
4. Remuneration comprises salary, allowances, perquisites/ taxable value of perquisites etc. including perquisite value of ESOPs exercised, if any.

For and on behalf of the Board

Place : Greater Noida
Date : May 21, 2020

Priyavrat Bhartia
Chairman
(DIN: 00020603)

A) Company's Philosophy:

At Jubilant Industries Limited ("the Company" or "Jubilant"), Corporate Governance is both a tradition and a way of life. We believe in delivering on our promise of Caring, Sharing, Growing, which translates into:

"We will, with utmost care for the environment, continue to enhance value for our customers by providing innovative products and economically efficient solutions and for our shareholders through sales growth, cost effectiveness and wise investment of resources."

The Company's Corporate Governance philosophy is led by core principles of:

- Caring for the environment which includes caring for the society around us;
- Enhancement of stakeholders' value through pursuit of excellence, efficiency of operations, quest for growth and continuous innovation;
- Transparency, promptness and fairness in disclosures to and communication with all stakeholders including shareholders, government authorities, customers, suppliers, lenders, employees and the community at large; and
- Complying with laws in letter as well as in spirit.

Highlights of Company's Corporate Governance regime are:

- Broad based and well represented Board with fair mix of Executive, Non-Executive and Independent Directors bringing in expertise in diverse areas with half of the Board being Independent;
- Constitution of several Board Committees for focused attention and proactive flow of information and informed decisions;
- Active employee participation in place; one top executive on the Board of Directors;
- Emphasis on ethical business conduct by the Board, management and employees to ensure integrity, transparency, independence and accountability in dealing with stakeholders;
- Established Code of Conduct for Directors and Senior Management, Instituted Whistle Blower policy and Code of Conduct for Prevention of Insider Trading and Code of Practices and Procedures for Fair Disclosure of Unpublished Price Sensitive Information;

- Detailed Policy for Disclosure of material events and information;
- Focus on hiring, retaining and nurturing best talent and to promote a culture of excellence across the organisation. Exhaustive HR policies cover succession planning, training and development, employee grievance handling, etc.;
- Business Excellence through Velocity Initiatives like Lean Six Sigma, Total Productive Maintenance and world class manufacturing;
- Employees Stock Option Plan – to attract, reward and retain key senior executives;
- Online monitoring of internal controls on all operations spanning more than 1,130 control assertions through a specially designed software to institutionalize a quarterly system of certification to enable CEO/CFO certification of internal controls as per Regulation 17(8) of the Securities and Exchange Board of India (Listing Obligations and Disclosure Requirements) Regulations, 2015 (hereinafter referred as Listing Regulations);
- Robust Risk Management framework for identifying various risks, assessing their probability as well as likely impact and finalizing risk mitigation and minimization plans;
- Timely, transparent and regular disclosures;
- Effective control on statutory compliances by quarterly online reporting and presentation;
- Paperless meetings of Board and Committees;
- Communication with shareholders including emailing of Annual Reports, other documents and Corporate Sustainability Report; and
- Comprehensive Corporate Sustainability Management System focusing on triple bottom - line reporting on economic, environment and society parameters as per Global Reporting Initiatives standards with a stated policy on sustainability.

Securities and Exchange Board of India (SEBI) regulates Corporate Governance practices and disclosures for listed companies through the Listing Regulations. Jubilant is in full compliance with the Listing Regulations.

B) Board of Directors:

(i) Composition

The Board of Jubilant comprises of seven Directors out of which Four are Non-Executive

Independent Directors including a Woman Director, two are Non-Executive Promoter Directors and one is CEO & Managing Director. Further, the Board Diversity Policy of the Company requires the Board to have balance of skills, experience and diversity of perspectives appropriate to the Company.

The skills, expertise and competencies of the Directors as identified by the Board in the context of business(es) of the Company, are provided and forming part of this Report. These skills, expertise and competencies are available in the present mix of the Directors of the Company.

The maximum tenure of Independent Directors is upto five consecutive years from the date of their appointment. However, they can be re-appointed for another term of five consecutive years. The date of appointment/re-appointment and tenure of the existing Independent Directors are given below:

S. No.	Name of Independent Director	Date of Appointment/ Re-Appointment	Date of Completion of Tenure
1	Mr. Radhey Shyam Sharma	October 25, 2018	October 24, 2023
2	Mr. Ramanathan Bupathy	April 1, 2019	March 31, 2024
3	Mr. Sushil Kumar Roongta	April 1, 2019	March 31, 2024
4	Ms. Shivpriya Nanda	April 1, 2019	March 31, 2024

The letters of appointment/re-appointment are issued to the Independent Directors and the terms and conditions thereof are posted on the Company's website.

The Board of Directors along with its Committees provides effective leadership and strategic guidance to the Company's management while discharging its fiduciary responsibilities, thereby ensuring that the management adheres to high standards of ethics, transparency and disclosures.

(ii) Key functions of the Board

The Board performs various statutory and other functions in connection with managing the affairs of the Company. The key functions performed by the Board of Jubilant are:

- a. Reviewing and guiding corporate strategy, major plans of action, annual budgets and business plans, setting performance objectives, monitoring implementation & corporate performance and overseeing major capital expenditures, acquisitions and divestments;

- b. Monitoring effectiveness of the Company's governance, policies & practices and making changes as needed;
- c. Selecting, compensating, monitoring and when necessary, replacing Key Managerial Personnel and overseeing succession planning;
- d. Aligning Key Managerial Personnel and Board remuneration with the long term interests of the Company and its shareholders;
- e. Ensuring a transparent Board nomination process with the diversity of thought, experience, knowledge, perspective and gender in the Board;
- f. Monitoring and managing potential conflicts of interest of management, board members and shareholders, including misuse of corporate assets and abuse in related party transactions;
- g. Ensuring integrity of the Company's accounting and financial reporting systems, including the independent audit and that appropriate systems of control are in place, in particular, systems for risk management, financial and operational controls and compliance with the laws & regulations and relevant standards in force;
- h. Overseeing the process of disclosure and communications;
- i. Monitoring and reviewing Board's Evaluation framework.

(iii) Meetings of the Board

Meetings of the Board are generally held at the Corporate Office of the Company at Plot No. 1A, Sector 16A, Noida - 201301, Uttar Pradesh, India. During the year, the Board met four times i.e. on May 16, 2019; July 25, 2019; October 24, 2019 and January 30, 2020. The Company has held minimum one Board Meeting in each quarter and maximum gap between two consecutive meetings did not exceed prescribed limit of 120 days which is in compliance with Listing Regulations and the Companies Act, 2013.

An annual calendar of meetings is prepared well in advance and shared with the Directors in the beginning of the year to enable them to plan their attendance at the meetings. Directors are expected to attend Board and Committee Meetings, spend the necessary time and meet as frequently as the situation warrants to properly discharge their responsibilities.

Concerned executives of the Company communicate the matters requiring approval of the Board to the Company Secretary, well in advance, so that these can be included in the Agenda for the scheduled Board/ Committee meeting.

Agenda papers are sent electronically to the Directors, well in advance, before the meetings. Draft Minutes of the Board and Committee meetings are circulated to the Directors of the Company for their comments thereon and, thereafter, noted by the Board/ Committee in its next Meeting.

The composition of Board of Directors, their attendance at Board Meetings during the year 2019-20 and at the last Annual General Meeting duly held on September 25, 2019 along with details of other Directorship and Committee Membership/Chairmanship as at March 31, 2020 are as follows:

Name of Director	DIN	Category	Directorships in Listed Entity and Category of Directorships	No. of other Directorships ² and Committee ³ memberships and Chairmanships			No. of Board Meetings attended (Total held during tenure)	Last AGM Attended
				Directorships	Chairman	Member		
Mr. Priyavrat Bhartia ¹	00020603	Non-Executive Chairman and related to Promoter	<ul style="list-style-type: none"> Hindustan Media Ventures Limited - Non-Executive Director HT Media Limited - Non-Executive Director Jubilant Life Sciences Limited - Non-Executive Director Digicontent Limited - Non-Executive Chairman 	16	Nil	6	4(4)	Yes
Mr. Shamit Bhartia ¹	00020623	Non-Executive Director and Related to Promoter	<ul style="list-style-type: none"> Hindustan Media Ventures Limited - Executive Director HT Media Limited - Non-Executive Director Jubilant FoodWorks Limited - Non-Executive Director 	15	Nil	1	4(4)	No
Mr. Ramanathan Bupathy	00022911	Independent Director	<ul style="list-style-type: none"> Geojit Financial Services Limited - Chairman & Independent Director 	5	3	4	3(4)	Yes
Mr. Sushil Kumar Roongta	00309302	Independent Director	<ul style="list-style-type: none"> Jubilant Life Sciences Limited - Independent Director ACC Limited - Independent Director JK Paper Limited - Non-Executive Director 	8	2	6	3(4)	Yes
Ms. Shivpriya Nanda	01313356	Independent Director	None	2	Nil	3	3(4)	No
Mr. Radhey Shyam Sharma	00013208	Independent Director	<ul style="list-style-type: none"> Polycab India Limited - Independent Director 	5	1	6	4(4)	No
Mr. Manu Ahuja	05123127	Executive Director	None	1	Nil	3	4(4)	Yes

1. Mr. Priyavrat Bhartia and Mr. Shamit Bhartia being brothers are related to each other. Except this, there are no inter-se relationship among the Directors.
2. The directorships, held by Directors, as mentioned above, do not include the directorships held in Section 8 Companies, Limited Liability Partnership and Jubilant Industries Limited.
3. Committees considered for the purpose are those prescribed under Regulation 26 of the Listing Regulations viz. Audit Committee and Stakeholders' Relationship Committee of Indian Public Limited companies including Jubilant Industries Limited. Committee memberships details provided includes chairmanship of committees.

(v) Information given to the Board

The Board and Committees thereof have complete access to all relevant information. Such information is submitted either as part of the agenda papers of the meetings in advance or by way of presentations and discussion material during the meetings. Such information, inter-alia, includes the following:

- Annual operating plans, budgets and any updates thereon;
- Capital budgets and any updates thereon;
- Annual and Quarterly results of the Company and its operating divisions or business segments;
- Minutes of the meetings of the Audit Committee and other Committees of the Board of Directors;
- Information on recruitment and remuneration of senior officers just below the Board level, including appointment or removal of the Chief Financial Officer and the Company Secretary;
- Show cause, demand, prosecution notices and penalty notices, which are materially important;
- Fatal or serious accidents, dangerous occurrences, any material effluent or pollution problems;
- Material default in financial obligations to and by the Company, or substantial non-payment for goods sold by the Company;
- Issue which involves possible public or product liability claims of substantial nature;
- Details of any joint venture or collaboration agreement;
- Transactions that involve substantial payment towards goodwill, brand equity or intellectual property;
- Significant labour problems and their proposed solutions including any significant development in Human Resources/ Industrial Relations front;
- Sale of investments, subsidiaries, assets which are material in nature and not in normal course of business;
- Quarterly details of foreign exchange exposures and the steps taken by the Management to limit the risks of adverse exchange rate movement, if material;
- Minutes of Board Meetings of unlisted subsidiary company(s);

- Statement of significant transactions or arrangements made by unlisted subsidiary companies;
- Non-compliance of any regulatory, statutory or listing requirements and shareholders services such as non-payment of dividend, delay in share transfer, etc;
- Quarterly statement showing status of investors complaints;
- Compliance Report pertaining to applicable laws and steps taken to rectify instance of non-compliance, if any; and
- Quarterly Compliance Report on Corporate Governance.

(vi) Board Process

The Company sends documents relating to Board and Committee meetings, including agenda papers and supplementary documents, to the Directors in electronic form at least 7 days before the meetings.

Important decisions taken at the Board/ Committee meetings are promptly communicated to the concerned departments/ divisions. Action Taken Report on the decisions of the previous meeting(s) is placed at the next meeting of the Board/ Committee.

The Company has complied with the Secretarial Standard-1 on Meetings of the Board of Directors and Secretarial Standard-2 on General Meetings issued by the Institute of Company Secretaries of India.

(vii) Independent Directors' Meeting

Independent Directors meeting held on May 21, 2020 without the attendance of Non-Independent Directors and members of the management of the Company. The Independent Directors, inter alia, evaluated performance of the Non-Independent Directors and the Board of Directors as a whole, also reviewed the performance of Chairman of the Company, taking into account the views of Executive Directors and Non-Executive Directors; for the Financial Year ended March 31, 2020. They also assessed the quality, content and timeliness of flow of information between the Management and the Board that is necessary for the Board to effectively and reasonably perform their duties.

(viii) Familiarisation Programme for Independent Directors

The Company familiarises its Independent Directors with the Company, their roles, rights,

responsibilities in the Company, nature of the industry in which the Company operates, business model of the Company, legal updates, etc. In this regard, the Company follows a structured familiarisation programme for the Independent Directors. The details related thereto are displayed on the Company's website www.jubilantindustries.com. The weblink for the same is: <https://www.jubilantindustries.com/pdfs/Familiarisation-Programme-for-Independent-Directors-2019.pdf>.

(ix) **List of Core Skills/ expertise/ competencies identified by the Board**

The following core skills/ expertise/ competencies have been identified by the Board of Directors as required in the context of business(es) and sector(s) of the Company to function effectively:

1. Deep understanding of Company's business/strategy and structure (**Business Strategy**);
2. Financial acumen;
3. Knowledge in Accounting and Auditing Standards and tax matters (**Accounting & Tax Matters**);

4. Knowledge of the Companies Act, 2013, applicable SEBI and Stock Exchange Regulations (**SEBI & Corporate Laws**);
5. Knowledge on Employee Benefit Schemes and matters related to employee hiring / skill development, gender diversity, etc. (**HR & ESOPS**);
6. Entrepreneurial skills to evaluate risk and rewards and perform advisory role (**Risk Management**);
7. Focus on compliance;
8. Understanding of the processes and systems for defining high corporate governance standards (**Corporate Governance**);
9. Understanding rights of Shareholders and obligations of the Management (**Shareholders Management**);
10. Knowledge in global standards on Corporate Sustainability and Sustainability Reporting based on Global Reporting initiatives (GRI) Standards (**GRI Standards**); and
11. Knowledge of national and global business scenario (**National & Global Business**).

Area of Core Skills/Expertise/Competencies available with the Board:

Name of the Director	Area of Core Skills/Expertise/Competencies
Mr. Priyavrat Bhartia Chairman	Business Strategy; Financial acumen; Accounting & Tax Matters; SEBI & Corporate Laws; HR & ESOPS; Risk Management; Focus on compliance; Corporate Governance; Shareholders Management; GRI Standards; and National & Global Business.
Mr. Shamit Bhartia Director	Business Strategy; Financial acumen; Accounting & Tax Matters; SEBI & Corporate Laws; HR & ESOPS; Risk Management; Focus on compliance; Corporate Governance; Shareholders Management; GRI Standards; and National & Global Business.
Mr. Ramanathan Bupathy Director	Business Strategy; Financial acumen; Accounting & Tax Matters; SEBI & Corporate Laws; Risk Management; Focus on compliance; Corporate Governance; Shareholders Management; GRI Standards; and National & Global Business.
Mr. Sushil Kumar Roongta Director	Business Strategy; Financial acumen; Accounting & Tax Matters; SEBI & Corporate Laws; HR & ESOPS; Risk Management; Focus on compliance; Corporate Governance; Shareholders Management; GRI Standards; and National & Global Business.
Ms. Shivpriya Nanda Director	Business Strategy; Financial acumen; SEBI & Corporate Laws; Risk Management; Focus on compliance; Corporate Governance; Shareholders Management; and National & Global Business.
Mr. Radhey Shyam Sharma Director	Business Strategy; Financial acumen; SEBI & Corporate Laws; Focus on compliance; Corporate Governance; Shareholders Management; and National & Global Business.
Mr. Manu Ahuja CEO & Managing Director	Business Strategy; Financial acumen; Accounting & Tax Matters; SEBI & Corporate Laws; HR & ESOPS; Risk Management; Focus on compliance; Corporate Governance; Shareholders Management; GRI Standards; and National & Global Business.

(x) Confirmation of Independence

The Independent Directors of your Company have confirmed that:

- (a) they meet the criteria of Independence as prescribed under Section 149 read with relevant rules of the Act and Regulation 16 of the Listing Regulations, and
- (b) they are not aware of any circumstance or situation, which could impair or impact their ability to discharge duties with an objective independent judgement and without any external influence.

Further, in the opinion of the Board, the Independent Directors fulfill the conditions prescribed under the Listing Regulations and are independent of the management of the Company.

(xi) Certificate from Practicing Company Secretary on qualification of Directors

The Company has obtained a certificate from a Practicing Company Secretary, Mr. Devesh Kumar Vasisht, Managing Partner of M/s. Sanjay Grover & Associates, Company Secretaries, as per the provisions of Schedule V(C) of the Listing Regulations, confirming that none of the Directors on the Board of the Company have been debarred or disqualified from being appointed or continuing as directors of companies by SEBI/ Ministry of Corporate Affairs or any such statutory authority. The Certificate is attached as **Annexure A**.

xii) Total Fees paid to Statutory Auditor

The total fee paid during the year by the Company and its subsidiaries to the Statutory Auditor aggregate ₹ 1.54 million to BGJC & Associates, LLP (present Auditor) and ₹ 0.61 million to M/s. K. N. Gutgutia & Co. (erstwhile Auditor). They do not have any network firm/ network entity.

■ C) Committees of the Board

To focus effectively on the issues and ensure expedient resolution of diverse matters, the Board has constituted several Committees of Directors with specific terms of reference. The Committees operate as empowered agents of the Board as per their terms of reference that set forth the purposes, goals and responsibilities. Committee members are appointed by the Board with the consent of individual Directors. The Committees meet as often as required or as statutorily required. Committees that are constituted voluntarily for effective governance of the affairs of the Company may also include Company executives.

The minutes of the meetings of all Committees of the Board are circulated quarterly to the Board for noting.

Major Committees are:

- Audit Committee
- Nomination, Remuneration and Compensation Committee
- Stakeholders Relationship Committee
- Sustainability and Corporate Social Responsibility Committee
- Finance Committee
- Business Strategy Committee
- Restructuring Committee

Recommendations made by these Committees have been accepted by the Board. The Company Secretary officiates as the Secretary of the Committees. Detailed terms of reference, composition, quorum, meetings, attendance and other relevant details of these committees are as under:

AUDIT COMMITTEE

The Audit Committee primarily constitutes a formal and transparent arrangement for accurate financial reporting and strong internal controls. The Committee through regular interaction with external and internal auditors and review of financial statements ensures that the interests of stakeholders are properly protected. The committee have powers to investigate any activity within its terms of reference, seek information from any employee, obtain outside legal or other professional advice and secure attendance of outsiders with relevant expertise, if it considers necessary.

All members of the Audit Committee are financially literate and a majority has accounting or financial management expertise.

(i) Terms of reference:

The Audit Committee functions according to its terms of reference that define its authority, responsibility and reporting functions in accordance with the provisions of Companies Act, 2013 (hereinafter referred as 'the Act') and Regulation 18 read with Part C of Schedule II to the Listing Regulations and SEBI (Prohibition of Insider Trading) Regulations, 2015. which, inter-alia, includes the following:

1. Oversight of the Company's financial reporting process and disclosure of its financial information to ensure that the financial statements are correct, sufficient and credible.
2. Recommendation for appointment, remuneration and terms of appointment of cost auditors and statutory auditors including their replacement or removal.

3. Approval for payment to statutory auditors for any other permitted services rendered by statutory auditors.
4. Reviewing with the management, the annual financial statements and auditors' report thereon before submission to the Board for approval, with particular reference to:
 - a. Matters required to be included in the Directors' Responsibility Statement to be included in the Board's report.
 - b. Changes, if any, in accounting policies and practices and reasons for the same.
 - c. Major accounting entries involving estimates based on the exercise of judgement by management.
 - d. Significant adjustments made in the financial statements arising out of audit findings.
 - e. Compliance with listing and other legal requirements relating to financial statements.
 - f. Disclosure of any related party transactions.
 - g. Draft auditors' reports including qualifications, if any.
5. Reviewing with the management, the quarterly financial statements before submission to the Board for approval.
6. Reviewing with the management, the statement of uses/ application of funds raised through an issue (public issue, rights issue, preferential issue, etc.), the statement of funds utilized for purposes other than those stated in the offer document/ prospectus/ notice and the report submitted by the monitoring agency monitoring the utilisation of proceeds of a public or rights issue and making appropriate recommendations to the Board to take steps in this matter.
7. Reviewing and monitoring with the management, independence and performance of statutory and internal auditors, adequacy of internal control systems and effectiveness of the audit processes.
8. Reviewing adequacy of internal audit function including the structure of the internal audit department, staffing and seniority of the official heading the department, reporting structure coverage and frequency of internal audit.
9. Discussion with internal auditors on any significant findings and follow up thereon.
10. Reviewing the findings of any internal investigations by the internal auditors into matters where there is suspected fraud or irregularity or a failure of internal control systems of a material nature and reporting the matter to the Board.
11. Discussion with statutory auditors before the audit commences, about the nature and scope of audit as well as post-audit discussion to ascertain any area of concern.
12. To look into the reasons for substantial defaults in payment to the depositors, debenture holders, shareholders (in case of non-payment of declared dividends) and creditors.
13. To review the functioning of the Whistle Blower Policy (Vigil Mechanism).
14. Approval of appointment of CFO (i.e. the Whole-time Finance Director or any other person heading the finance function or discharging that function) after assessing the qualifications, experience and background, etc. of the candidate.
15. Approval or any subsequent modification of transactions of the Company with related parties.
16. Scrutiny of inter-corporate loans and investments.
17. Valuation of undertakings or assets of the Company, wherever it is necessary.
18. Evaluation of internal financial controls and risk management system.
19. Review of management discussion and analysis of financial condition and results of operations.
20. Review of management letters/ letters of internal control weaknesses issued by the statutory auditors.

21. Review of internal audit reports relating to internal control weaknesses.
22. Review of financial statements, in particular, investments made by the subsidiary company(ies).
23. Reviewing the utilization of loans and/ or advances from/ investment by the holding company in the subsidiary exceeding Rupees 100 Crore or 10% of the asset size of the subsidiary, whichever is lower including existing loans/ advances/ investments.
24. Review compliance with the provisions of the SEBI (Prohibition of Insider Trading) Regulations, 2015 and verify that the systems for internal control are adequate and are operating effectively.
25. Discharge any other duties or responsibilities as may be prescribed by law or as may be delegated by the Board from time to time.

(ii) Composition

As on date, the Committee comprises of Mr. Ramanathan Bupathy, Chairman, Mr. Sushil Kumar Roongta, Ms. Shivpriya Nanda, Mr. Radhey Shyam Sharma and Mr. Manu Ahuja.

During the year, Mr. Radhey Shyam Sharma, Director of the Company inducted as a member of the Committee, effective from May 1, 2019.

Invitees:

Mr. Umesh Sharma, Chief Financial Officer is a permanent invitee to the Audit Committee's meetings.

The representatives of Statutory Auditors and Internal Auditors, and other executives, as desired by the Committee, attend the meetings as invitees.

(iii) Meetings, Quorum and Attendance

Audit Committee meets at least four times in a year with a gap of not more than one hundred and twenty days between two consecutive meetings. The quorum for the meeting is either two members or one third of the members of the Committee, whichever is higher with atleast two Independent Directors.

During the year, the Committee met four times i.e. on May 16, 2019; July 25, 2019; October 24, 2019 and January 30, 2020.

Attendance details of the members are given in the table below:

Name of the Committee Member	Meetings Held During Tenure	Meetings Attended
Mr. Ramanathan Bupathy, Chairman	4	3
Mr. Sushil Kumar Roongta	4	3
Ms. Shivpriya Nanda	4	3
Mr. Radhey Shyam Sharma (Refer Note)	4	4
Mr. Manu Ahuja	4	4

Note: Inducted as a member of the Committee, effective from May 1, 2019.

NOMINATION, REMUNERATION AND COMPENSATION COMMITTEE

The Nomination, Remuneration and Compensation Committee, constituted under Section 178 of the Act and Regulation 19 with Part D of Schedule II to the Listing Regulations functions according to its terms of reference that define its authority, responsibility and reporting functions which, inter-alia, include the following:

(i) Terms of Reference:

The role of Committee is:

1. To identify persons who are qualified to become directors in accordance with the criteria laid down and recommend to the Board, their appointment/ removal.
2. To identify persons who may be appointed in senior management in accordance with the criteria laid down and recommend to the Board, their appointment/ removal.
3. Specify manner for effective evaluation of performance of Board, Directors and its committees and review its implementation and compliance.
4. Extend or continue the term of appointment of the independent director, on the basis of the report of performance evaluation of independent directors.
5. To formulate the criteria for determining qualifications, positive attributes and independence of a director.
6. Devising a policy on Board diversity.
7. To formulate and recommend to the Board, policies relating to the remuneration of:
 - a) Directors;
 - b) Key Managerial Personnel; and
 - c) Other employees of the Company.

8. To discharge the role envisaged under the SEBI (Share Based Employee Benefits) Regulations, 2014.
9. Recommend to the board, all remuneration, in whatever form, payable to senior management.
10. Discharge any other duties or responsibilities as may be prescribed by law or as may be delegated by the Board from time to time.

(ii) **Compositions**

As on date, the Committee comprises of Mr. Sushil Kumar Roongta, Chairman, Mr. Priyavrat Bhartia, Mr. Shamit Bhartia and Mr. Radhey Shyam Sharma.

During the year, Mr. Ramanathan Bupathy, Director of the Company, ceased to be the member of the Committee and simultaneously, Mr. Radhey Shyam Sharma, Director of the Company, inducted as a member of the Committee, effective from October 24, 2019.

Invitees:

Mr. Manu Ahuja, CEO & Managing Director and Mr. Umesh Sharma, Chief Financial Officer are the permanent invitee to the Nomination, Remuneration and Compensation Committee's meetings.

(iii) **Meetings, Quorum and Attendance**

The Committee meets as often as required. During the year, the Committee met two times i.e. on May 16, 2019 and July 25, 2019.

The quorum for the meeting is either two members or one third of the members of the Committee, whichever is higher with at least one independent director.

Attendance details of the members are given in the table below:

Name of the Committee Member	Meetings Held During Tenure	Meetings Attended
Mr. Sushil Kumar Roongta, Chairman	2	1
Mr. Priyavrat Bhartia	2	2
Mr. Shamit Bhartia	2	2
Mr. Ramanathan Bupathy ¹	2	2
Mr. Radhey Shyam Sharma ²	-	NA

1. Ceased to be member of the Committee effective from October 24, 2019
2. Inducted as a member of the Committee, effective from October 24, 2019.

STAKEHOLDERS RELATIONSHIP COMMITTEE

The Stakeholders Relationship Committee oversees various activities that lead to improve and effective shareholder services like review of adherence to the service standards adopted for shareholder services, measures taken for reducing the timelines for redressal of shareholder and investor grievances, transfer/ transmission of shares, issue of duplicate share certificates, dematerialisation/ rematerialisation of shares and related matters in accordance with the provisions of the Act and Regulation 20 read with Part D of Schedule II to the Listing Regulations. The Committee meets as often as required. Additionally, the Board has authorised the Chief Financial Officer and the Company Secretary to jointly exercise the powers of approving transfer/ transmission of shares. Normally, transfers/ transmissions are approved once in a fortnight.

(i) **Terms of Reference:**

The role of Committee is:

1. Resolving grievances of the security holders of the Company including complaints related to transfer/ transmission of shares, non-receipt of annual report, non-receipt of declared dividends, issue of new/ duplicate certificates, general meetings, etc.
2. Review of measures taken for effective exercise of voting rights by the shareholders.
3. Review of adherence to the service standards adopted by the Company in respect of various services being rendered by the Registrar & Share Transfer Agent.
4. Review of various measures and initiatives taken by the Company for reducing the quantum of unclaimed dividends and ensuring timely receipt of dividend warrants/ annual reports/ statutory notices by the shareholders of the Company.
5. To deal with all matters relating to issue of duplicate share certificate, transmission of securities etc.
6. To approve transfer of securities as per powers delegated by the Board and to note transfer of securities approved by the Chief Financial Officer and Company Secretary of the Company.
7. Discharge any other duties or responsibilities as may be prescribed by law or as may be delegated by the Board from time to time.

(ii) Composition

As on date, the Committee comprises of Mr. Sushil Kumar Roongta, Chairman, Mr. Priyavrat Bhartia and Mr. Manu Ahuja.

Compliance Officer

Mr. Abhishek Mishra, Company Secretary of the Company is the Compliance Officer in terms of Regulation 6 of Listing Regulations.

(iii) Meetings, Quorum and Attendance

The Committee meets as often as required. During the year, the Committee met four times i.e. on May 16, 2019; July 25, 2019; October 24, 2019 and January 30, 2020.

The quorum for the meeting is either two members or one third of the members of the Committee, whichever is higher.

Attendance details of the members are given in the table below:

Name of the Committee Member	Meetings Held During Tenure	Meetings Attended
Mr. Sushil Kumar Roongta, Chairman	4	3
Mr. Priyavrat Bhartia	4	4
Mr. Manu Ahuja	4	4

(iv) Investors' Grievances/Complaints

During the year, the Company received 1 (one) complaint, which was resolved. No complaint was pending as on March 31, 2020.

(v) Transfers, Transmissions etc. approved

During the year, the Company received 53 cases (involving 1,848 equity shares) of share transfer/transmission out of which 45 cases (involving 1,672 equity shares) were transferred/ transmitted and 8 cases (involving 176 equity shares) were rejected for technical reasons.

The Company had 16,662 shareholders as on March 31, 2020.

SUSTAINABILITY AND CORPORATE SOCIAL RESPONSIBILITY COMMITTEE

Sustainability & Corporate Social Responsibility Committee has been constituted to review and oversee the Sustainability and Corporate Social Responsibility ('CSR') initiatives of the Company.

(i) Terms of Reference:

The role of the Committee is:

1. Sustainability

- To take all steps and decide all matters relating to triple bottom line indicators viz. Economic, Environmental and Social factors.

2. Corporate Social Responsibility

- To formulate and recommend to the Board, a CSR Policy which shall indicate the activities to be undertaken by the Company;
- To recommend the amount of expenditure to be incurred on the activities referred in the CSR Policy and review the same; and
- To monitor the CSR Policy including CSR projects/programmes.

3. Any other as may be prescribed by law or as may be delegated to the Committee by the Board, from time to time.**(ii) Composition**

As on date, the Committee comprises of Mr. Priyavrat Bhartia, Chairman, Mr. Shamit Bhartia, Mr. Ramanathan Bupathy and Mr. Manu Ahuja.

(iii) Meetings, Quorum and Attendance

During the year, the Committee met twice i.e., on May 16, 2019 and October 24, 2019.

The quorum for the meeting is two members or one third of the members of the Committee, whichever is higher.

Attendance details of the members are given in the table below:

Name of the Committee Member	Meetings Held During Tenure	Meetings Attended
Mr. Priyavrat Bhartia, Chairman	2	2
Mr. Shamit Bhartia	2	2
Mr. Ramanathan Bupathy	2	1
Mr. Manu Ahuja	2	2

FINANCE COMMITTEE

The Board of Directors of the Company has delegated to the Finance Committee, the powers to borrow and to avail financial assistance from banks, financial institutions etc.

(i) Terms of Reference:

The role of the Committee is:

1. To borrow upto ₹ 5,000 million from Banks/ Financial Institutions/ NBFCs/ Mutual Funds/ Insurance Companies/ Other Companies/ Body Corporates or any other category of Lenders etc.;
2. To charge/ mortgage the company's property for securing its own borrowing and/ or for the borrowings of subsidiary, associate and/ or joint venture companies (present and future) from time to time not exceeding ₹ 10,000 million;
3. To give guarantee(s) and/ or provide security(ies) by way of hypothecation/ lien/ pledge on the assets of the Company in favour of Banks, Financial Institutions, NBFC, Mutual Funds, Insurance Companies or any other category of lender in connection with the term/ working capital loan/ facilities availed/ to be availed by Jubilant Agri and Consumer Products Limited (JACPL) up to an aggregate amount of ₹ 7,500 million outstanding at any point of time;
4. To make investments, for profitable deployment of funds, from time to time, whether short term or long term, in Mutual Funds, Bank Deposits or Government securities, provided that the aggregate of such investments outstanding at any point in time shall not exceed ₹ 2000 million;
5. To furnish Corporate Guarantee up to an amount not exceeding ₹ 10 Crores in aggregate outstanding at any point of time on behalf of JACPL to Customs Department;
6. To make investments and/ grant loans to Jubilant Industries Inc., USA., a wholly owned subsidiary, upto an aggregate amount of USD 5.82 million outstanding at any point of time;
7. To borrow upto an amount not exceeding ₹ 5 Crores outstanding at any point of time, in one or more tranches on such terms and conditions as may be agreed with JACPL;
8. To allot the Securities which includes but not limited to Equity Shares, Warrants, Debentures etc. as and when it is required to do so;
9. To invest in the Share Capital of/grant loan to Jubilant Agri and Consumer Products Limited, a wholly owned subsidiary of the Company upto an aggregate amount not exceeding INR 44,95,00,000 outstanding at any point of time, in one or more tranches at such terms and conditions as may be mutually agreed upon;
10. To exercise the conversion of 10% Optionally Convertible Non-Cumulative Redeemable Preference Shares into equity shares or any convertible security including but not limited to convertible preference shares, warrants and convertible debentures etc. as per the terms and condition mentioned therein as and when required;
11. To open Bank Accounts, give such instructions as may be necessary to operate the same including change in authorised signatories and to close such accounts as and when it is required; and
12. To do all such deeds and acts as may be incidental and consequential thereto to give effect to the above actions."

(ii) Composition

As on date, the Committee comprises of Mr. Priyavrat Bhartia, Chairman, Mr. Shamit Bhartia and Mr. Manu Ahuja.

(iii) Meetings, Quorum and Attendance

The Committee meets as and when necessary. During the FY 2019-20, the Committee met three times i.e. on April 8, 2019; May 30, 2019 and March 20, 2020.

The quorum for the meeting is either two members or one third of the members of the Committee, whichever is higher.

Attendance details of the members are given in the table below:

Name of the Committee Member	Meetings Held During Tenure	Meetings Attended
Mr. Priyavrat Bhartia, Chairman	3	3
Mr. Shamit Bhartia	3	3
Mr. Manu Ahuja	3	2

BUSINESS STRATEGY COMMITTEE

The Business Strategy Committee functions according to its terms of reference that define its authority and responsibility which, inter alia, include the following:

(i) Terms of Reference

The role of the Committee is:

1. Evaluate business opportunities in the existing profitable businesses of the Company and of its wholly owned subsidiary – Jubilant Agri and Consumer Products Limited;
2. Identify non-core businesses for possible divestment; and
3. Make its recommendation to the Boards of respective Companies for expansion, investment and/or divestment of businesses, as may be expedient, for further action.

(ii) Composition

As on date, the Committee comprises of Ms. Shivpriya Nanda, Mr. Sushil Kumar Roongta and Mr. Manu Ahuja.

(iii) Meetings, Quorum and Attendance

The Committee meets as and when necessary. During the year, no meeting of Business Strategy Committee was held. The quorum for the meeting is either two members or one third of the members of the committee, whichever is higher.

RESTRUCTURING COMMITTEE

The Restructuring Committee had been constituted to take all actions and decide all matters relating to and/or incidental to the Scheme of Arrangement among Enpro Oil Private Limited, Jubilant Industries Limited and Jubilant Agri and Consumer Products Limited.

As on date, the Committee comprises of Mr. Priyavrat Bhartia, Chairman, Mr. Shamit Bhartia and Mr. Manu Ahuja.

The Committee meets as and when necessary. During the year, no meeting of Restructuring Committee was held. The quorum of meeting is either two members or one third of the members of the committee, whichever is higher.

■ D) Performance Evaluation and its Criteria

Pursuant to the provisions of the Act, the Listing Regulations and the Performance Evaluation Policy of the Company, the Board has carried out annual

evaluation of its performance, its Committees, Chairperson and Directors through structured questionnaire.

Performance of the Board was evaluated by each Director on the parameters such as its role and responsibilities, business risks, contribution to the development of strategy and effective risk management, understanding of operational programmes, availability of quality information in a timely manner, regular evaluation of progress towards strategic goals and operational performance, adoption of good governance practices and adequacy and length of meetings, etc. Independent Directors also carried out evaluation of the Board performance.

Board Committees were evaluated by the respective Committee members on the parameters such as its role and responsibilities, effectiveness of the Committee vis-a-vis assigned role, appropriateness of Committee composition, timely receipt of information by the Committee, effectiveness of communication by the Committee with the Board, Senior Management and Key Managerial Personnel.

Performance of the Chairperson was evaluated by the Independent Directors after taking into account the views of Executive and Non-executive Directors, on the parameters such as demonstration of effective leadership, contribution to the Board's work, relationship and communications with the Board and shareholders, use of time and overall efficiency of Board meetings, quality of discussions at the Board meetings, process for settling Board agenda, etc.

Directors were evaluated individually by the Board of Directors (excepting the Director himself) on the parameters such as his/ her preparedness at the Board meetings, attendance at the Board meetings, devotion of time and efforts to understand the Company and its business, quality of contribution at the Board meetings, application of knowledge and experience while considering the strategy, effectiveness of follow-up in the areas of concern, communication with Board members, Senior Management and Key Managerial Personnel, etc. Independent Directors were additionally evaluated for their performance and fulfilment of criteria of independence and their independence from the Management. The performance evaluation of the Non - Independent Directors was also carried out by the Independent Directors.

Outcome of the evaluation was submitted to the Chairman of the Company. The Chairman briefed the outcome of the performance evaluation to the Board.



E) Remuneration of Directors

(i) Remuneration to Executive Directors

Mr. Manu Ahuja was appointed as CEO & Managing Director of the Company without any remuneration for a period of three years effective from May 10, 2018.

During the year, no remuneration was paid to him. However, he is getting the remuneration from Jubilant Agri and Consumer Products Limited, wholly owned subsidiary of the Company, as its CEO & Whole-time Director and he was granted 60,000 stock options under the 'JIL Employees Stock Option Scheme 2013' and post financial year, 44,600 stock options under the 'JIL Employees Stock Option Scheme 2018' was also granted to him.

For scheme 2013, the options shall vest over a period of three (3) years as per following vesting schedule:

- First 20% of the total options granted - On 1st anniversary of the Grant Date.
- Next 30% of the total options granted - On 2nd anniversary of the Grant Date.
- Balance 50% of the total options granted - On 3rd anniversary of the Grant Date.

and shall be exercisable within eight (8) years from grant date. Each option is equivalent to one (1) equity share of ₹ 10/- each.

For scheme 2018, the options shall vest at the end of third (3) year from the date of grant and shall be exercisable within eight (8) years from grant date. Each option is equivalent to one (1) equity share of ₹ 10/- each.

Service Contracts, Notice Period and Severance Fees:

Appointment of Managing Director is contractual and is terminable on 3 months'

notice or by payment of Basic Salary in lieu thereof. No severance fee is payable.

(ii) Remuneration to Non-Executive Directors

Mr. Priyavrat Bhartia and Mr. Shamit Bhartia, Non-Executive Directors, have opted not to receive any remuneration.

The details of sitting fees to the other Non-Executive Directors for year ended March 31, 2020 are as follows:

Name	Sitting Fees (₹)
Mr. Ramanathan Bupathy	3,90,000
Mr. Sushil Kumar Roongta	3,45,000
Ms. Shivpriya Nanda	2,75,000
Mr. Radhey Shyam Sharma	4,00,000
Total	14,10,000

As on March 31, 2020, Mr. Priyavrat Bhartia and Mr. Shamit Bhartia holds 253 and 6,561 equity shares of the Company respectively and both of them does not hold convertible warrants of the Company. Other Non-Executive Directors do not hold any equity share and convertible warrant of the Company. No stock options have been granted to any Non-Executive Director.

Other than holding shares and payment of sitting fees as indicated above, the Non-Executive Directors did not have any pecuniary relationship or transactions with the Company, during the year.

(iii) Criteria for making payment to Non-Executive Directors

The Company considers the time and efforts put in by the Non-Executive Directors in deliberations at Board/Committee meetings. They are remunerated by way of sitting fees for attending the meetings and through commission, if any, approved by the Board and members of the Company. The criteria has been defined in the Appointment and Remuneration Policy of the Company. The criteria is also displayed on Company's website www.jubilantindustries.com.

F) General Body Meetings

(i) The details of last three Annual General Meetings (AGM) of the Company are as follows:

Financial Year	Date	Time	Location
2018-19 (13th AGM)	September 25, 2019	1:30 pm	Registered office: Bhartiagram, Gajraula, District Amroha – 244223, Uttar Pradesh
2017-18 (12th AGM)	September 26, 2018	1:30 pm	
2016-17 (11th AGM)	August 29, 2017	1:30 pm	

(ii) Special Resolutions passed during last three AGMs:

Annual General Meetings	Subject Matter of Special Resolutions Passed
13th	<ul style="list-style-type: none"> Re-appointment of Mr. Ramanathan Bupathy (DIN: 00022911) as an Independent Director; Re-appointment of Mr. Sushil Kumar Roongta (DIN: 00309302) as an Independent Director; and Re-appointment of Ms. Shivpriya Nanda (DIN: 01313356) as an Independent Director.
12th	<ul style="list-style-type: none"> Appointment and payment of remuneration of Mr. Umesh Sharma (DIN: 01490553) as Whole-time Director of the Company; Approve JIL Employees Stock Options Scheme 2018; and Approve the grant of Stock Options to the Employees of Subsidiary Companies and / or its Holding Companies under JIL Employees Stock Option Scheme 2018.
11th	None

(iii) Special Resolutions passed through Postal Ballot during 2019-20: None

(iv) Whether any Special resolution is proposed to be passed through Postal Ballot: No

(v) Procedure for Postal Ballot

- The notices containing the proposed resolutions and explanatory statements thereto are sent to all members of the Company at their registered postal/e-mail addresses alongwith a Postal Ballot Form and a postage pre-paid business reply envelope containing the address of the Scrutinizer appointed by the Board for carrying out postal ballot process.
- The Postal Ballot Forms/e-voting received within 30 days of dispatch are considered by the Scrutinizer.
- The Scrutinizer submits his report to the Chairman of the Company or a person authorised by him, who on the basis of the report, announces the results; and
- The Company has entered into an agreement with National Securities Depository Limited (NSDL) for providing e-voting facility to its members. Under this facility, members are provided an electronic platform to participate and vote on the proposals of the Company.

■ G) Codes and Policies

The Company has established a robust framework of Codes and Policies that facilitates and reflects adoption of good governance practices. The Company has established the following salient codes and policies:

i. Code of Conduct for Directors and Senior Management

The Company has formulated and implemented a Code of Conduct for all Board members

and Senior Management. Requisite annual affirmations of compliance with the Code have been received from the Directors and Senior Management of the Company. A declaration signed to this effect by Mr. Manu Ahuja, CEO & Managing Director is enclosed as **Annexure B**. The Code of Conduct is posted on the Company's website www.jubilantindustries.com.

ii. Code of Conduct for Prevention of Insider Trading

The Company has adopted a Code of Conduct for Prevention of Insider Trading with a view to regulate trading in securities of the Company by the Designated Persons. The Code has been revised and effective from October 24, 2019 pursuant to the amended SEBI (Prohibition of Insider Trading) Regulations, 2015 (Insider Trading Regulations). Salient changes in the revised Code includes amended definition of Material Financial Relationship, suitable provisions to protect employees against any discharge, termination, demotion, suspension, threats, harassment, directly or indirectly or discrimination against any employee who files a Voluntary Information Disclosure Form for reporting any violation of Insider Trading Regulations and exemption from restrictions during the closure of Trading Window, etc.

The Company has implemented Policy and procedure for inquiry in case of leak or suspected leak of Unpublished Price Sensitive Information, pursuant to the Insider Trading Regulations. Dealing in the shares of the Company by the Designated Persons is effectively monitored for ensuring compliance with the Code. Report on dealing in the shares of the Company by the Designated Persons is placed before the Chairman of the Audit Committee and the Board.

iii. **Code of Practices and Procedures for Fair Disclosure of Unpublished Price Sensitive Information**

The Company has adopted a Code of Practices and Procedures for Fair Disclosure of Unpublished Price Sensitive Information with a view to facilitate prompt, uniform and universal dissemination of unpublished price sensitive information. Pursuant to the Insider Trading Regulations the Code also includes the Policy for Determination of Legitimate Purposes. The Code is posted on the Company's website www.jubilantindustries.com.

iv. **Policy for Determining Materiality of Events and Information**

The Company has adopted a Policy for Determining Materiality of Events and Information for the purpose of making disclosure to the Stock Exchanges. This policy aims to ensure timely and adequate disclosure of all material and price sensitive information to the Stock Exchanges. The Policy is displayed on the Company's website www.jubilantindustries.com.

v. **Policy for Preservation of Documents**

The Company has a Policy for Preservation of Documents. The Policy facilitates preservation of documents in compliance with the laws applicable to various functions and departments of the Company.

vi. **Archival Policy**

The Company has adopted an Archival Policy that lays down the process and manner of archiving the disclosures made to the Stock Exchanges under the Listing Regulations. The Policy provides that such disclosures shall be hosted on the website of the Company for a period of five years from the date of disclosure to the Stock Exchanges. The Policy also lays down the manner of archiving these disclosures after the period of 5 years. The Policy has been posted on the Company's website www.jubilantindustries.com.

vii. **Appointment and Remuneration Policy**

The Company has a Policy on appointment and remuneration of Directors, Key Managerial Personnel ('KMP') and Senior Management / other employees ('Employees') of the Company.

The Appointment and Remuneration Policy is in line with the amended Listing Regulations. The Policy aims to ensure that the persons appointed as Directors, KMP and Employees possess requisite qualifications, experience, expertise and attributes commensurate

to their positions and level and that the composition of remuneration to such persons is fair and reasonable and sufficient to attract, retain and motivate the personnel to manage the Company successfully. The Policy contains, *inter alia*, provisions pertaining to qualification, attributes and process of their appointment and removal as well as components of remuneration. The Policy is displayed on the Company's website and the web-link for the same is: <https://www.jubilantindustries.com/pdfs/JIL-Appointment-and-Remuneration-Policy.pdf>.

viii. **Policy for Determining Material Subsidiaries** is displayed on the Company's website. The web-link for the same is: <https://www.jubilantindustries.com/pdfs/policy-determining-material-subsiidiaries.pdf>.

ix. **Policy on Materiality of Related Party Transactions and Dealing with Related Party Transactions** is displayed on the Company's website. The web-link for the same is: <https://www.jubilantindustries.com/pdfs/policy-determining-material-subsiidiaries.pdf>.

x. **Whistle Blower Policy and Vigil Mechanism**

Jubilant has a robust Whistle Blower Policy for vigil mechanism and Ombudsman Process to make the workplace at Jubilant conducive to open communication regarding business practices. It enables the Directors and full time employees to voice their concerns or disclose or report fraud, unethical behaviour, violation of the Code of Conduct, questionable accounting practices, grave misconduct, etc. without fear of retaliation/ unlawful victimization/ discrimination which is a sine qua non for an ethical organization.

The Whistle Blower Policy has been posted on the Company's website www.jubilantindustries.com. The Audit Committee periodically reviews the functioning of the Policy and Ombudsman Process. During the year, no Director or full time employee was denied access to the Audit Committee.

xi. **Corporate Social Responsibility (CSR) Policy** is displayed on Company's website www.jubilantindustries.com.

xii. **Policy on Board Diversity.**

xiii. **Succession Plan for Board Members and Senior Management.**

xiv. **Performance Evaluation Policy.**

xv. **Policy for Prevention of Sexual Harassment.**

xvi. **Code of Conduct for Employees.**

H) Disclosures

- (i) Jubilant Agri and Consumer Products Limited (JACPL) is a material non-listed wholly owned Indian subsidiary of the Company.
- (ii) There are no materially significant transactions with the related parties viz. Promoters, Directors or the Management, their relatives or subsidiaries, etc. that may have a potential conflict with the interests of the Company at large. Related party transactions are given at Note No. 33 of Notes to the Standalone Financial Statements in the Annual Report.
- (iii) The Company has complied with various rules and regulations prescribed by the Stock Exchanges, SEBI or any other statutory authority relating to the capital markets and no penalties or strictures have been imposed by them on the Company during last three years.
- (iv) Listing fees for the financial year 2020-21 have been paid to the Stock Exchanges where the shares of the Company are listed.
- (v) Detailed notes on risk management are included in the Management Discussion Analysis section.
- (vi) Commodity Price Risks/ Foreign Exchange Risk and Hedging Activities: Your Company is exposed to foreign exchange risks on its imports of raw materials/trading goods/ capital items, export receivables and borrowings denominated in foreign exchange.

The Company does not use any derivative financial instruments or other hedging techniques to cover the potential exposure as the net foreign currency exposure is not significant.

As per the Company's Policy for Determination of Materiality of Events and Information, your Company does not have material exposure of any commodity and accordingly, no hedging activities for the same are carried out. Therefore, there is no disclosure to offer in terms of SEBI Circular No. SEBI/HO/CFD/CMD1/CIR/P/2018/0000000141 dated November 15, 2018.

- (vii) During the year, no complaint was filed, disposed and pending in relation to Sexual Harassment of Woman at Work place (Prevention, Prohibition and Redressal) Act, 2013.

- (viii) The Company has complied with the requirements specified in Regulation 17 to 27 and Clause (b) to (i) of sub-regulation 2 of Regulation 46 of Listing Regulations.

I) Means of Communication

- (i) The quarterly financial results are regularly submitted to the Stock Exchanges and are generally published in leading Business Newspapers of the country i.e. 'Mint' and regional newspapers like 'Hindustan' in compliance with Listing Regulations.
- (ii) The quarterly, half yearly and annual financial results are posted on the website of the Company at www.jubilantindustries.com. The website also displays official news release, if any.
- (iii) Various sections of the Company's website www.jubilantindustries.com keep the investors updated on material developments of the Company by providing key and timely information like details of directors, financial results, annual reports, shareholding pattern etc.
- (iv) The Investor Relations department of the Company regularly interacts with current and prospective investors and capital market intermediaries (brokers) who either invest in Company stocks and/or encourage investors to do the same, directly or through bourses. Investor Relations Department responds to all requests from investors and analysts, through calls/emails, with respect to the business profile and financial performance of the Company. The published results are shared after the Board meeting by uploading on the company's website for all interested stakeholders.
- (v) Annual Report and Corporate Sustainability Report are emailed to such members whose email ids are registered with the Company/ Depositories.
- (vi) The Company works towards excellence in stakeholder communication. It believes in sharing all material information that may directly or indirectly affect the financial and operational performance of the Company and consequently the share price.



J) General Shareholders' Information

(i) Date, Time and Venue for 14th Annual General Meeting

As per the notice of 14th Annual General Meeting.

(ii) Financial Year and Financial Calendar

The Company observes April 1 to March 31 of the following year as its Financial Year. The Financial Calendar for year 2020-21 is as follows:

Item	Tentative Dates *
First Quarter Results	July 22, 2020
Second Quarter Results	October 21, 2020
Third Quarter Results	February 4, 2021
Audited Annual Results for the year	May 20, 2021

* As approved by the Board of Directors. However these dates are subject to change.

(iii) Book Closure & Dividend Payment Dates

Book Closure date is as per Notice of 14th Annual General Meeting. Further, no dividend has been recommended for the year ended March 31, 2020.

(iv) Listing

The names of the Stock Exchanges at which the securities of the Company are listed and the respective stock codes are as under:

S. No.	Name of the Stock Exchange	Security Listed	Stock Code
1.	BSE Limited Phiroze Jeejeebhoy Towers, Dalal Street, Mumbai-400001	Equity Shares	533320
2.	National Stock Exchange of India Limited Exchange Plaza, Bandra Kurla Complex, Bandra (E), Mumbai-400051	Equity Shares	JUBLINDS

(v) Market Price Data

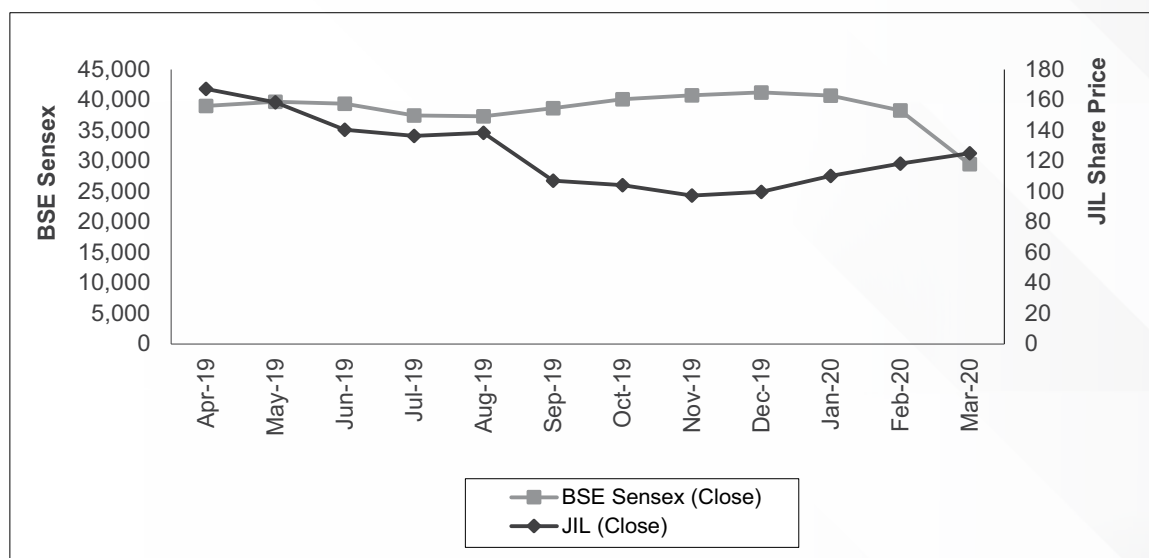
Monthly high/low of market price of the Company's equity shares (of ₹ 10 each) traded on the Stock Exchanges during the year 2019-20 is given hereinafter:

(Amount in ₹)

Month	BSE		NSE	
	High	Low	High	Low
April, 2019	144.00	115.00	143.95	115.25
May, 2019	119.00	102.00	120.00	100.20
June, 2019	116.90	82.80	115.30	80.10
July, 2019	119.50	76.00	118.80	76.50
August, 2019	125.85	89.00	125.90	89.25
September, 2019	117.00	83.05	117.50	84.55
October, 2019	118.05	92.85	119.35	95.80
November, 2019	118.45	93.00	118.05	95.75
December, 2019	104.00	87.00	106.00	86.35
January, 2020	158.90	97.60	158.90	97.35
February, 2020	139.25	120.65	138.85	117.70
March, 2020	128.85	77.90	128.00	76.10

(vi) Performance of the Company's equity shares in comparison to BSE Sensex

The above chart is based on the monthly closing price of the equity shares of the Company on BSE and monthly closing BSE Sensex.

**(vii) Growth in Equity Capital**

Year	Particulars	Number of Equity Shares	Cumulative Number of Equity Shares	Face Value per Equity Share (₹)
2007	Issue of Equity Shares to the Subscribers to the Memorandum and Articles of Association	10,000	10,000	10
2010	Issue of Equity Shares on Preferential basis	40,000	50,000	10
2010	Issue of Equity Shares pursuant to Scheme of Amalgamation and Demerger with Jubilant Life Sciences Limited and others	79,64,056	80,14,056	10
2012	Issue of Equity Shares pursuant to Scheme of Arrangement with Enpro Oil Private Limited and Jubilant Agri and Consumer Products Limited	38,35,348	1,18,49,404	10
2015	Issue of Equity Shares pursuant to exercise of Options granted under JIL Employees Stock Option Scheme 2013.	37,196	1,18,86,600	10
2016	Issue of Equity Shares pursuant to exercise of Options granted under JIL Employees Stock Option Scheme 2013.	28,470	1,19,15,070	10
2017	Issue of Equity Shares pursuant to exercise of Options granted under JIL Employees Stock Option Scheme 2013.	16,031	1,19,31,101	10
2018	Issue of Equity Shares on Preferential basis	18,00,000	1,37,31,101	10
2020	Issue of Equity Shares upon conversion of warrants issued on Preferential basis	13,00,000	1,50,31,101	10

(viii) Compliance Officer

Mr. Abhishek Mishra, Company Secretary, is the Compliance Officer appointed by the Board. He can be contacted for any investor related matter relating to the Company. The contact nos. are +91-120-7186000 and e-mail id is "investorsjil@jubl.com".



(ix) Registrar and Share Transfer Agent

For share related matters, members are requested to correspond with the Company's Registrar and Share Transfer Agent - Alankit Assignments Limited quoting their Folio No. / DP ID & Client ID at the following address:

Alankit Assignments Limited,

Alankit House, 4E/2, Jhandewalan Extension, New Delhi-110055;

Tel: +91-11-23541234, 42541234;

Fax: +91-11-23552001;

E-mail: rta@alankit.com, info@alankit.com

(x) Share Transfer System

Stakeholders Relationship Committee is authorised to approve transfers of shares. The dematerialised shares are transferred directly to the beneficiaries by the depositories. Trading in equity shares of the Company is permitted only in dematerialised form. SEBI has mandated that securities of listed companies can be transferred only in dematerialised form effective from April 1, 2019. Accordingly, the Company/ its Registrar and Transfer Agent have stopped accepting any fresh lodgement for transfer of shares in physical form. Members holding shares in physical form are advised to avail of the facility of dematerialisation.

(xi) Distribution of shareholding as on March 31, 2020

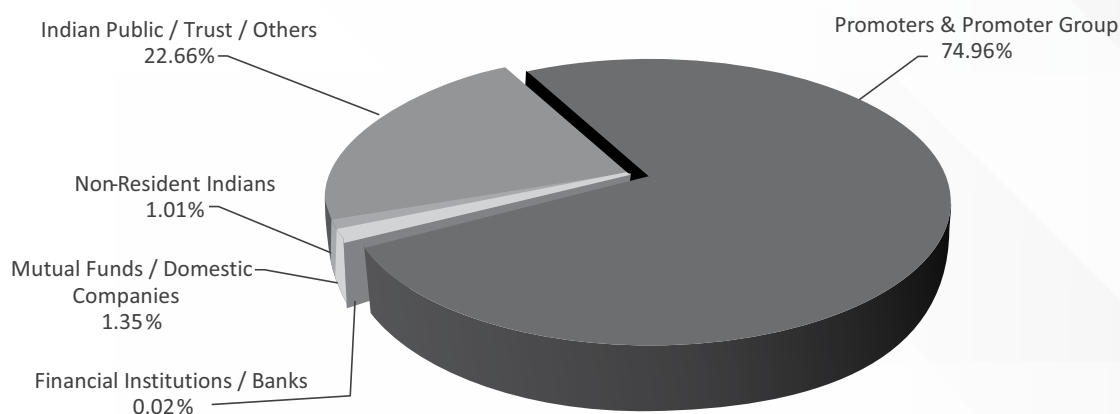
(a) Value wise

Shareholding of nominal value (in ₹)	Shareholders		Shareholding	
	Number	% of Total	Number	% of Total
Upto 5,000	16,573	99.47	2,19,4382	14.60
5,001 to 10,000	41	0.25	2,89,016	1.92
10,001 to 20,000	21	0.13	2,76,249	1.84
20,001 to 30,000	11	0.07	2,66,124	1.77
30,001 to 40,000	1	0.01	38,024	0.25
40,001 to 50,000	2	0.01	96,954	0.65
50,001 to 1,00,000	5	0.03	3,80,418	2.53
1,00,001 and above	8	0.05	1,14,89,934	76.44
Total	16,662	100.00	1,50,31,101	100.00

(b) Category wise

S. No.	Category	No. of shares	Shareholding as a percentage of total number of shares
A	Promoters & Promoter Group	1,12,66,637	74.96
B	Public Shareholding		
1	Financial Institutions / Banks	2,859	0.02
2	Mutual Funds / Domestic Companies	2,02,953	1.35
3	Non Resident Indians	1,52,069	1.01
4	Indian Public / Trust / Others	34,06,583	22.66
	Grand Total	1,50,31,101	100.00

Graphical Presentation of Shareholding



(xii) Unclaimed Dividends

Unpaid dividend pertaining to financial year 2010-11 amounting to ₹ 2,30,196 and 62,381 equity shares in respect of said unpaid dividend has been transferred to the Investor Education and Protection Fund (the 'Fund') on October 15, 2018 and October 24, 2018 respectively.

Members who have so far not claimed or collected their dividends for the said period may claim their shares alongwith dividend from the Investor Education and Protection Fund, by following the Refund Procedure prescribed under the IEPF Rules.

Mr. Abhishek Mishra, Company Secretary is the Nodal Officer for the purpose of verification of claims and co-ordinations with Investors' Education and Protection Fund Authority.

(xiii) Equity Shares in Suspense Account

Pursuant to Clause 5A of the erstwhile Listing Agreement (corresponding to Schedule VI of the Listing Regulations), shareholders holding physical shares and not having claimed share certificates were sent three reminder letters to claim their equity shares. In terms of the aforesaid clause, equity shares which remained unclaimed were transferred to Jubilant Industries Limited - Unclaimed Suspense Account. Details required under Schedule V (F) of the Listing Regulations are given in the table below:

Particulars	Number of Shareholders	Number of Equity Shares
Aggregate number of shareholders and the outstanding shares in the Unclaimed Suspense Account lying as on April 01, 2019	119	3,858
Number of shareholders who approached the Company for transfer of shares from the Unclaimed Suspense Account during 2019-20	-	-
Number of shareholders to whom shares were transferred from the Unclaimed Suspense Account during 2019-20	-	-
Number of shares transferred to Investor Education and Protection Fund during 2019-20	-	-
Aggregate number of shareholders and the outstanding shares lying in the Unclaimed Suspense Account as on March 31, 20120	119	3,858

The voting rights on the shares lying in Jubilant Industries Limited-Unclaimed Suspense Account will remain frozen till the rightful owners of such shares claim the shares.

(xiv) Information pursuant to Regulation 36(3) of the Listing Regulations

Mr. Priyavrat Bhartia who retires by rotation and, being eligible, offers himself for re-appointment and information pertaining to his re-appointment at the forthcoming Annual General Meeting has been included in the Notice convening the Annual General Meeting.

(xv) Compliance Certificate of the Statutory Auditors

The Company has obtained a Certificate from the Statutory Auditors confirming compliance of conditions of Corporate Governance as stipulated in Schedule V(E) of the Listing Regulations. The Certificate is attached as **Annexure C**.

(xvi) (a) Dematerialization of Shares

The shares of the Company fall under the category of confirming delivery in dematerialized mode by all categories of investors. The Company has signed agreements with National Securities Depository Limited (NSDL) and Central Depository Services (India) Limited (CDSL). 1,49,54,305 equity shares constituting 99.48 % of the total issued and listed Share Capital of the Company of the Company were in dematerialized form as on March 31, 2020. Under the Depository System, the International Securities Identification Number (ISIN) allotted to the Company's shares is INE645L01011.

(b) Liquidity

The Equity Shares of the Company are frequently traded on the National Stock Exchange of India Limited as well as on the BSE Limited and are in the category of Group B scrips on BSE Limited.

(c) Paid-Up Capital

The Paid-up Capital as at March 31, 2020 stands at 1,50,31,101 equity shares of ₹ 10 each amounting to ₹ 15,03,11,010 (Rupees Fifteen Crore Three Lakhs Eleven Thousand Ten only).

(xvii) Outstanding GDRs/ADRs/Warrants or any Convertible instruments, conversion date and likely impact on equity:

During the year, the Company has allotted 13,00,000 equity shares on March 20, 2020 upon conversion of warrants. The equity Shares allotted upon conversion of warrants rank pari-passu with the then equity shares of the Company. Therefore, no Convertible Securities were outstanding as on March 31, 2020.

(xviii) Credit rating(s) obtained by the Company for any debt instrument, fixed deposit programme or any other scheme or proposal involving mobilisation of funds in India or abroad: None**(xix) Location of Manufacturing Facility**

Village Nimbut, Rly Station Nira,
District Pune - 412102, Maharashtra.

(xx) Address for Correspondence

Jubilant Industries Limited
Plot No. 15, Knowledge Park-II,
Greater Noida, Uttar Pradesh-201306
Tel: +91 120 -7186000
e-mail: investorsjil@jubl.com
Website: www.jubilantindustries.com

(xxi) Corporate Identity Number (CIN)

L24100UP2007PLC032909

■ K) Compliance with the Regulations Related to Corporate Governance in the Listing Regulations**(a) Mandatory Requirements**

The Company has complied with mandatory requirements relating to corporate governance as prescribed in Listing Regulations.

(b) Extent to which Discretionary Requirements have been adopted:

The status of adoption of non-mandatory/discretionary requirements as specified in Regulation 27(1) read with Part E of Schedule II of the Listing Regulations is given below:

1. **The Board**
Non Executive Chairman's Office
The Chairman is Non-Executive Promoter Director.
2. **Shareholders' Rights**
Half yearly financial performance is not being sent to Shareholders.
3. **Modified Opinion(s) in Audit Report**
Audit Reports on Financial Statements of the Company do not contain any modified opinion.
4. **Separate posts of Chairman and Managing Director/CEO**
The Company has separate posts of Chairman and Managing Director/CEO.
5. **Reporting of Internal Auditor**
Internal Auditor reports to the Audit Committee.

CEO/CFO Certification

In compliance with Regulation 17(8) read with Schedule II(B) of the Listing Regulations, a declaration by CEO & Managing Director and CFO is enclosed as **Annexure D** which, inter-alia, certifies to the Board the accuracy of financial statements and the adequacy of internal controls for the financial reporting purpose.

CERTIFICATE OF NON-DISQUALIFICATION OF DIRECTORS

(Pursuant to Regulation 34(3) and Schedule V Para C Clause (10) (i) of the Securities Exchange Board of India (Listing Obligations and Disclosure Requirements) Regulations, 2015)

To,

The Members of
JUBILANT INDUSTRIES LIMITED

Bhartiagram, Gajraula,
District Amroha – 244223,
Uttar Pradesh

- That Jubilant Industries Limited (CIN: L24100UP2007PLC032909) is having its registered office at Bhartiagram, Gajraula, District Amroha – 244223, Uttar Pradesh (hereinafter referred as “the Company”). The equity shares of the Company are listed on BSE Limited and National Stock Exchange of India Limited.
- We have examined the relevant disclosures received from the Directors, registers, records, forms, and returns maintained by the Company and produced before us by the Company for the purpose of issuing this Certificate, in accordance with Regulation 34(3) read with Schedule V Para-C Sub clause 10(i) of the Securities Exchange Board of India (Listing Obligations and Disclosure Requirements) Regulations, 2015.
- In our opinion and to the best of our information and according to the verifications and examination of the disclosures/ registers under section 184, 189, 170, 164 & 149 of the Companies Act, 2013 (the “Act”) which are provided on e-mail due to prevailing lockdown (Covid-19) and DIN status at the portal, www.mca.gov.in, as considered necessary and explanations furnished to us by the Company and its officers, we certify that none of the below named Directors on the Board of the Company as on March 31, 2020 have been debarred or disqualified from being appointed or continuing as directors of companies by the Securities and Exchange Board of India, Ministry of Corporate Affairs or any such statutory authority:

Sr. No.	Name of Director	Director Identification Number (DIN)	Date of Appointment in Company
1.	Mr. Priyavrat Bhartia	00020603	28/10/2010
2.	Mr. Shamit Bhartia	00020623	14/01/2012
3.	Mr. Ramanathan Bupathy	00022911	26/11/2010
4.	Mr. Sushil Kumar Roongta	00309302	26/11/2010
5.	Ms. Shivpriya Nanda	01313356	05/02/2014
6.	Mr. Radhey Shyam Sharma	00013208	25/10/2018
7.	Mr. Manu Ahuja	05123127	10/05/2018

- Ensuring the eligibility of the appointment / continuity of every Director on the Board is the responsibility of the management of the Company. Our responsibility is to express an opinion on these, based on our verification. This certificate is neither an assurance as to the future viability of the Company nor of the efficiency or effectiveness with which the management has conducted the affairs of the Company.
- This certificate is based on the information and records available up to this date and we have no responsibility to update this certificate for the events and circumstances occurring after the date of the certificate.

For Sanjay Grover & Associates
Company Secretaries
Firm Registration No.: P2001DE052900

Devesh Kumar Vasisht
Partner
CP No.:13700
FCS No. F8488
UDIN.: F008488B000264161

New Delhi
May 21, 2020

TO WHOMSOEVER IT MAY CONCERN

This is to confirm that all the Board members and senior management personnel have affirmed compliance with the Code of Conduct for Directors & Senior Management of the Company for the year ended March 31, 2020.

For Jubilant Industries Limited

Place : Greater Noida
Date : May 21, 2020

Manu Ahuja
CEO & Managing Director

INDEPENDENT AUDITOR'S CERTIFICATE ON CORPORATE GOVERNANCE

To,
**The Members of
Jubilant Industries Limited**

We have been requested by Jubilant Industries Limited ("the Company"), having its registered office at Bhartigram Gajraula, District, Amroha, Jyotiba Phule Nagar, 244223, Uttar Pradesh to certify the compliance of conditions of Corporate Governance by the Company, for the year ended March 31, 2020, as per Regulations 17 to 27, clauses (b) to (i) of Regulation 46(2) and paragraphs C, D and E of Schedule V of the Securities and Exchange Board of India (SEBI) (Listing Obligations and Disclosure Requirements) Regulations, 2015 ('Listing Regulations') and to issue a certificate thereon.

Management's Responsibility

The compliance of conditions of Corporate Governance is the responsibility of the Management. This responsibility includes the design, implementation and maintenance of internal control and procedures to ensure the compliance with the conditions of the Corporate Governance stipulated in Listing Regulations.

Auditor's Responsibility

Our responsibility is limited to examining the procedures and implementation thereof, adopted by the Company for ensuring compliance with the conditions of the Corporate Governance. It is neither an audit nor an expression of opinion on the financial statements of the Company.

We have examined the books of account and other relevant records and documents maintained by the Company for the purposes of providing reasonable assurance on the compliance with Corporate Governance requirements by the Company.

We have carried out an examination of the relevant records of the Company in accordance with the Guidance Note on Certification of Corporate Governance issued by the Institute of the Chartered Accountants of India ('ICAI'), the Standards on Auditing specified under Section 143(10) of the Companies Act 2013, in so far as applicable for the purpose of this certificate and as per the Guidance Note on Reports or Certificates for Special Purposes issued by the ICAI which requires that we comply with the ethical requirements of the Code of Ethics issued by the ICAI.

We have complied with the relevant applicable requirements of the Standard on Quality Control (SQC) 1, Quality Control for Firms that Perform Audits and Reviews of Historical Financial Information, and Other Assurance and Related Services Engagements.

Opinion

In our opinion and to the best of our information and according to the explanations given to us and the representations provided by the Management, we certify that the Company has complied with the conditions of Corporate Governance as stipulated in regulations 17 to 27 and clauses (b) to (i) of regulation 46(2) and paragraphs C, D and E of Schedule V of the Listing Regulations, as applicable.

We state that such compliance is neither an assurance to the future viability of the Company nor as to the efficiency or effectiveness with which the management has conducted the affairs of the Company.

Restriction on Use

The certificate is issued solely for the purpose of complying with the aforesaid Regulations and may not be suitable for any other purpose.

For BGJC & Associates LLP
Chartered Accountants
ICAI Firm Registration No.: 003304N/N500056

Place: New Delhi
Date: May 21, 2020

Pranav Jain
Partner
Membership No.: 098308
PUDIN: 20098308AAAABS9048

CERTIFICATE OF CEO/CFO

This is to certify that:

- (a) We have reviewed financial statements and the cash flow statement for the year 2019-20 and that to the best of our knowledge and belief:
 - i. these statements do not contain any materially untrue statement or omit any material fact or contain statements that might be misleading;
 - ii. these statements together present a true and fair view of the company's affairs and are in compliance with existing accounting standards, applicable laws and regulations.
- (b) There are, to the best of our knowledge and belief, no transactions entered into by the company during the year which are fraudulent, illegal or violative of the company's code of conduct.
- (c) We accept responsibility for establishing and maintaining internal controls for financial reporting and that we have evaluated the effectiveness of the internal control systems of the company pertaining to financial reporting and we have disclosed to the auditors and the Audit Committee, deficiencies in the design or operation of internal controls, if any, of which we are aware and the steps we have taken or propose to take to rectify these deficiencies.
- (d) We have indicated to the auditors and the Audit committee:
 - i. significant changes in internal control over financial reporting during the year;
 - ii. significant changes in accounting policies during the year and that the same have been disclosed in the notes to the financial statements; and
 - iii. instances of significant fraud of which we have become aware and the involvement therein, if any, of the management or an employee having a significant role in the company's internal control system over financial reporting.

For **Jubilant Industries Limited**

Place : Greater Noida
Date : May 21, 2020

Umesh Sharma
Chief Financial Officer

Manu Ahuja
CEO & Managing Director

» INDEPENDENT AUDITOR'S REPORT

■ To the members of JUBILANT INDUSTRIES LIMITED

■ Report on the Audit of Standalone Financial Statements

■ Opinion

We have audited the accompanying standalone financial statements of **Jubilant Industries Limited** ("the Company"), which comprise the Balance Sheet as at March 31, 2020, the Statement of Profit and Loss (including Other Comprehensive Income) for the year ended on that date, the Statement of Changes in Equity and the Statement of Cash Flows for the year ended on that date, and a summary of the significant accounting policies and other explanatory information (hereinafter referred to as "the standalone financial statements").

In our opinion and to the best of our information and according to the explanations given to us, the aforesaid standalone financial statements give a true and fair view in conformity with Indian Accounting Standards prescribed under section 133 of the Companies Act, 2013 ('the Act') and other accounting principles generally accepted in India, of the state of affairs of the Company as at March 31, 2020, the loss and total comprehensive income for the year ended on that date, changes in equity and its cash flows for the year ended on that date.

■ Basis for Opinion

We conducted our audit of the standalone financial statements in accordance with the Standards on Auditing (SAs) issued by the Institute of Chartered Accountants of India (ICAI). Our responsibilities under those Standards are further described in the *Auditor's Responsibilities for the Audit of the Standalone Financial Statements* section of our report. We are independent of the Company in accordance with the *Code of Ethics* issued by the Institute of Chartered Accountants of India together with the ethical requirements that are relevant to our audit of the standalone financial statements under the provisions of the Act and the Rules made there under, and we have fulfilled our other ethical responsibilities in accordance with these requirements and the Code of Ethics. We believe that the audit evidence we have obtained is sufficient and appropriate to provide a basis for our opinion.

■ Information other than the financial statements and auditor's report thereon

The Company's Board of Directors is responsible for the other information. The other information comprises the information included in the Management Discussion and Analysis, Board's Report including annexure to Board's Report, Business Responsibility Report, Corporate Governance and Shareholder's Information, but does not include the financial statements and our auditor's report thereon.

Our opinion on the financial statements does not cover the other information and we do not express any form of assurance conclusion thereon.

In connection with our audit of the financial statements, our responsibility is to read the other information and, in doing so, consider whether the other information is materially inconsistent with the financial statements or our knowledge obtained during the course of our audit or otherwise appears to be materially misstated.

If, based on the work we have performed, we conclude that there is a material misstatement of this other information, we are required to report that fact. We have nothing to report in this regard.

■ Key Audit Matters

We have determined that there are no key audit matters to communicate in our report.

■ Responsibilities of the Management and Those Charged with Governance for the Standalone Financial Statements

The Company's Board of Directors is responsible for the matters stated in section 134(5) of the Companies Act, 2013 ("the Act") with respect to the preparation and presentation of these standalone financial statements that give a true and fair view of the financial position, financial performance, total comprehensive income, changes in equity and cash flows of the Company in accordance with Indian Accounting Standards and other accounting principles generally accepted in India. The Board of Directors of the Company is responsible for maintenance of the adequate accounting records in accordance with the provisions of the Act for safeguarding the assets of the Company and for preventing and detecting frauds and other irregularities; selection and application of appropriate accounting policies; making judgments and estimates that are reasonable and prudent; and design, implementation and maintenance of adequate internal financial controls, that were operating effectively for ensuring the accuracy and completeness of the accounting records, relevant to the preparation and presentation of the standalone financial statements that give a true and fair view and are free from material misstatement, whether due to fraud or error.

In preparing the standalone financial statements, the Board of Directors of the Company is responsible for assessing the ability of the Company to continue as a going concern, disclosing, as applicable, matters related to going concern and using the going concern basis of accounting unless management either intends to liquidate the Company or to cease operations, or has no realistic alternative but to do so. The Board of Directors of the Company is also responsible for overseeing the financial reporting process of the Company.



■ Auditor's Responsibilities for the Audit of the Standalone Financial Statements

Our objectives are to obtain reasonable assurance about whether the standalone financial statements as a whole are free from material misstatement, whether due to fraud or error, and to issue an auditor's report that includes our opinion. Reasonable assurance is a high level of assurance, but is not a guarantee that an audit conducted in accordance with SAs will always detect a material misstatement when it exists. Misstatements can arise from fraud or error and are considered material if, individually or in the aggregate, they could reasonably be expected to influence the economic decisions of users taken on the basis of these standalone financial statements.

As part of an audit in accordance with SAs, we exercise professional judgment and maintain professional scepticism throughout the audit. We also:

- Identify and assess the risks of material misstatement of the standalone financial statements, whether due to fraud or error, design and perform audit procedures responsive to those risks, and obtain audit evidence that is sufficient and appropriate to provide a basis for our opinion. The risk of not detecting a material misstatement resulting from fraud is higher than for one resulting from error, as fraud may involve collusion, forgery, intentional omissions, misrepresentations, or the override of internal control.
- Obtain an understanding of internal financial controls relevant to the audit in order to design audit procedures that are appropriate in the circumstances, for the purpose of expressing an opinion on effectiveness of the Company's internal financial controls.
- Evaluate the appropriateness of accounting policies used and the reasonableness of accounting estimates and related disclosures made by management.
- Conclude on the appropriateness of management's use of the going concern basis of accounting and, based on the audit evidence obtained, whether a material uncertainty exists related to events or conditions that may cast significant doubt on the ability of the Company to continue as a going concern. If we conclude that a material uncertainty exists, we are required to draw attention in our auditor's report to the related disclosures in the standalone financial statements or, if such disclosures are inadequate, to modify our opinion. Our conclusions are based on the audit evidence obtained up to the date of our auditor's report. However, future events or conditions may cause the Company to cease to continue as a going concern.
- Evaluate the overall presentation, structure and content of the standalone financial statements,

including the disclosures, and whether the standalone financial statements represent the underlying transactions and events in a manner that achieves fair presentation.

- Obtain sufficient appropriate audit evidence regarding the financial information of the entity or business activities within the Company to express an opinion on the standalone financial statements.

Materiality is the magnitude of misstatements in the standalone financial statements that, individually or in aggregate, makes it probable that the economic decisions of a reasonably knowledgeable user of the financial statements may be influenced. We consider quantitative materiality and qualitative factors in (i) planning the scope of our audit work and in evaluating the results of our work; and (ii) to evaluate the effect of any identified misstatements in the financial statements.

We communicate with those charged with governance regarding, among other matters, the planned scope and timing of the audit and significant audit findings, including any significant deficiencies in internal control that we identify during our audit.

We also provide those charged with governance with a statement that we have complied with relevant ethical requirements regarding independence, and to communicate with them all relationships and other matters that may reasonably be thought to bear on our independence, and where applicable, related safeguards.

■ Other Matters

The comparative financial information of the Company for the year ended March 31, 2019 included in the financial statements, are based on the previously issued statutory financial statements audited by the predecessor auditor whose report for the year ended March 31, 2019 dated May 16, 2019 expressed an unmodified opinion on those financial statements.

Our opinion is not modified in respect of this matter.

■ Report on Other Legal and Regulatory Requirements

- (1) As required by the Companies (Auditors' Report) Order, 2016 ("the Order") issued by the Central Government of India in terms of sub-section (11) of Section 143 of the Act, we give in "Annexure 1", a statement on the matters specified in paragraphs 3 and 4 of the Order, to the extent applicable.
- (2) As required by Section 143(3) of the Act, we report that:
 - a. We have sought and obtained all the information and explanations which to the best of our knowledge and belief were necessary for the purposes of our audit;

- b. In our opinion, proper books of account as required by law have been kept by the Company so far as it appears from our examination of those books;
- c. The Balance Sheet, the Statement of Profit and Loss, Cash Flow Statement and the Statement of Changes in Equity dealt with by this Report are in agreement with the books of account;
- d. In our opinion, the aforesaid standalone financial statements read with notes thereto comply with the Indian Accounting Standards specified under Section 133 of the Act read with Rule 7 of the Companies (Accounts) Rules, 2014;
- e. On the basis of written representations received from the directors as on March 31, 2020, and taken on record by the Board of Directors, none of the directors is disqualified as on March 31, 2020 from being appointed as a director in terms of Section 164 (2) of the Act;
- f. With respect to the adequacy of the internal financial controls over financial reporting of the Company and the operating effectiveness of such controls, we give our separate Report in "Annexure 2";
- g. With respect to the other matters to be included in the Auditor's Report in accordance with the requirements of section 197(16) of the Act, as amended:

In our opinion and to the best of our information and according to the explanations given to us, the Company has not paid / provided any

remuneration to its directors during the year; and

- h. With respect to the other matters to be included in the Auditor's Report in accordance with Rule 11 of the Companies (Audit and Auditors) Rules, 2014, in our opinion and to the best of our information and according to the explanations given to us:
 - (i) The Company has disclosed the impact of pending litigations on its financial position in its standalone financial statements – Refer Note 34 on Contingent Liabilities to the standalone financial statements;
 - (ii) The Company did not have any long-term contracts including derivative contracts. Hence, the question of any material foreseeable losses does not arise; and
 - (iii) There were no amounts which were required to be transferred to the Investor Education and Protection Fund by the Company.

For BGJC & Associates LLP
Chartered Accountants
Firm's Registration No.: 003304N/N500056

Pranav Jain
Partner

Place: New Delhi
Date: May 21, 2020

Membership Number: 098308
UDIN: 20098308AAAABX2058

ANNEXURE 1 TO THE INDEPENDENT AUDITOR'S REPORT

■ [Referred to in paragraph 1 under 'Report on Other Legal and Regulatory Requirements' in the Independent Auditor's Report of even date to the members of Jubilant Industries Limited on the standalone financial statements for the year ended March 31, 2020]

- (i) (a) The Company has maintained proper records showing full particulars, including quantitative details and situation of fixed assets.
- (b) The fixed assets are physically verified by the management according to a phased programme designed to cover all the items over a period of three years which, in our opinion, is reasonable having regard to the size of the Company and the nature of its assets. The fixed assets have not been physically verified by the Company during the year. However, no material discrepancies were noticed in physical verification conducted in earlier years in accordance with the programme.
- (c) The title deeds of immovable properties recorded in the books of account of the Company are held in the name of the Company.
- (ii) The inventory, except goods in transit, has been physically verified by the management during the year. In our opinion, the frequency of verification is reasonable. As informed, no material discrepancies were noticed on physical verification carried out during the year.
- (iii) The Company has granted loans, secured or unsecured, to companies, firms, Limited Liability Partnerships or other parties covered in the register maintained under Section 189 of the Act.
- (a) According to the information and explanations given to us and based on the audit procedures conducted by us, we are of the opinion that, the terms and conditions of the aforesaid loans granted by the Company are not prejudicial to the interest of the Company.
- (b) The schedule of repayment of principal and payment of interest in respect of such loans has been stipulated and the repayments or receipts are regular.
- (c) In respect of the aforesaid loans, there is no overdue amount of loans granted to companies, firms, Limited Liability Partnerships, or other parties listed in the register maintained under Section 189 of the Act.
- (iv) According to the information and explanation given to us in respect of loans, investments, guarantees and securities, the Company has complied with the provisions of Section 185 and 186 of the Act.
- (v) In our opinion and according to the information and explanations given to us, the Company has not accepted any deposits from the public within the provisions of Sections 73 to 76 of the Act and the rules framed there under. Further, as informed, no Order has been passed by the Company Law Board or National Company Law Tribunal or Reserve Bank of India or any Court or any other Tribunal on the Company in this regard.
- (vi) The Central Government of India has not prescribed the maintenance of cost records for any of the products/activities of the Company under sub-section (1) of Section 148 of the Act and the rules framed there under.
- (vii) (a) The Company is regular in depositing with appropriate authorities, undisputed statutory dues including provident fund, employees' state insurance, income tax, sales tax, service tax, value added tax, goods and services tax, customs duty, excise duty, cess and any other material statutory dues applicable to it.
- According to the information and explanations given to us, no undisputed amounts payable in respect of provident fund, employees' state insurance, income tax, sales tax, service tax, value added tax, goods and services tax, customs duty, excise duty, cess and any other material statutory dues applicable to it, were outstanding, at the year end, for a period of more than six months from the date they became payable.
- (b) According to the information and explanation given to us, the dues outstanding with respect to income tax, sales tax, service tax, value added tax, customs duty, excise duty on account of any dispute, are as follows:

Name of the statute	Nature of dues	Amount Disputed (₹ in millions)	Amount paid under protest	Period to which the amount relates	Forum where dispute is pending	Remarks
VAT / Sales Tax laws	VAT / Sales Tax	15.23	-	2013-14	DC Sales Tax, LTU 4, Mumbai	-

- (viii) According to the information and explanations given to us, the Company has not taken any loans or borrowings from any financial institution or bank or government. There are no debenture holders. Accordingly, paragraph 3 (viii) of the Order is not applicable to the Company.
- (ix) The Company has neither raised money by way of public issue offer nor has obtained any term loans. Accordingly, paragraph 3(ix) of the Order is not applicable to the Company.
- (x) During the course of our examination of the books and records of the Company, carried out in accordance with the generally accepted auditing practices in India, and according to the information and explanations given to us, we have neither come across any instance of fraud by the Company or any fraud on the Company by its officers or employees, noticed or reported during the year, nor have we been informed of any such instance by the management.
- (xi) According to the information and explanations given to us, the Company has not paid / provided for any managerial remuneration. Accordingly, paragraph 3(xi) of the Order is not applicable to the Company.
- (xii) In our opinion and according to the information and explanations given to us, the Company is not a Nidhi Company. Accordingly, paragraph 3(xii) of the Order is not applicable to the Company.
- (xiii) According to the information and explanation given to us, all transactions entered into by the Company with the related parties are in compliance with Sections 177 and 188 of Act, where applicable and the details have been disclosed in the Financial Statements etc., as required by the applicable accounting standards.
- (xiv) The Company has made preferential allotment or private placement of equity shares during the year under review and in our opinion and according to the information and explanations given to us, the requirement of Section 42 of the Act have been complied with and the amount raised have been used for the purposes for which the funds were raised.
- (xv) According to the information and explanations given to us, the Company has not entered into any non-cash transactions with directors or persons connected with him.
- (xvi) According to the information and explanation given to us the Company is not required to be registered under Section 45-IA of the Reserve Bank of India Act, 1934.

For BGC & Associates LLP

Chartered Accountants

Firm's Registration No.: 003304N/N500056

Pranav Jain

Partner

Place: New Delhi

Date: May 21, 2020

Membership Number: 098308

UDIN: 20098308AAAABX2058

ANNEXURE 2 TO THE INDEPENDENT AUDITOR'S REPORT

■ [Referred to in paragraph 2 under 'Report on Other Legal and Regulatory Requirements' in the Independent Auditor's Report of even date to the members of Jubilant Industries Limited on the standalone financial statements for the year ended March 31, 2020]

■ Report on the Internal Financial Controls over Financial Reporting under Clause (i) of Sub-section 3 of Section 143 of the Companies Act, 2013 ("the Act")

We have audited the internal financial controls over financial reporting of Jubilant Industries Limited ("the Company") as of March 31, 2020 in conjunction with our audit of the standalone financial statements of the Company for the year ended on that date.

■ Management's Responsibility for Internal Financial Controls

The Company's management is responsible for establishing and maintaining internal financial controls based on the internal control over financial reporting criteria established by the Company considering the essential components of internal control stated in the Guidance Note on Audit of Internal Financial Controls over Financial Reporting issued by the Institute of Chartered Accountants of India ("ICAI"). These responsibilities include the design, implementation and maintenance of adequate internal financial controls that were operating effectively for ensuring the orderly and efficient conduct of its business, including adherence to company's policies, the safeguarding of its assets, the prevention and detection of frauds and errors, the accuracy and completeness of the accounting records, and the timely preparation of reliable financial information, as required under the Companies Act, 2013.

■ Auditors' Responsibility

Our responsibility is to express an opinion on the Company's internal financial controls over financial reporting based on our audit. We conducted our audit in accordance with the Guidance Note on Audit of Internal Financial Controls over Financial Reporting (the "Guidance Note") and the Standards on Auditing specified under section 143(10) of the Act to the extent applicable to an audit of internal financial controls, both issued by the ICAI. Those Standards and the Guidance Note require that we comply with ethical requirements and plan and perform the audit to obtain reasonable assurance about whether adequate internal financial controls over financial reporting was established and maintained and if such controls operated effectively in all material respects.

Our audit involves performing procedures to obtain audit evidence about the adequacy of the internal financial controls system over financial reporting and their operating effectiveness.

Our audit of internal financial controls over financial reporting included obtaining an understanding of internal financial controls over financial reporting, assessing the risk that a material weakness exists, and testing and evaluating the design and operating effectiveness of internal control based on the assessed risk.

The procedures selected depend on the auditor's judgement, including the assessment of the risks of material misstatement of the financial statements, whether due to fraud or error.

We believe that the audit evidence we have obtained is sufficient and appropriate to provide a basis for our audit opinion on the Company's internal financial controls system over financial reporting.

■ Meaning of Internal Financial Controls over Financial Reporting

A company's internal financial control over financial reporting is a process designed to provide reasonable assurance regarding the reliability of financial reporting and the preparation of financial statements for external purposes in accordance with generally accepted accounting principles. A company's internal financial control over financial reporting includes those policies and procedures that (1) pertain to the maintenance of records that, in reasonable detail, accurately and fairly reflect the transactions and dispositions of the assets of the company; (2) provide reasonable assurance that transactions are recorded as necessary to permit preparation of financial statements in accordance with generally accepted accounting principles, and that receipts and expenditures of the company are being made only in accordance with authorisations of management and directors of the company; and (3) provide reasonable assurance regarding prevention or timely detection of unauthorised acquisition, use, or disposition of the company's assets that could have a material effect on the financial statements.

■ Inherent Limitations of Internal Financial Controls over Financial Reporting

Because of the inherent limitations of internal financial controls over financial reporting, including the possibility of collusion or improper management override of controls, material misstatements due to error or fraud may occur and not be detected. Also, projections of any evaluation of the internal financial controls over financial reporting to future periods are subject to the risk that the internal financial control over financial reporting may become inadequate because of changes in conditions, or that the degree of compliance with the policies or procedures may deteriorate.

■ Opinion

In our opinion, the Company has, in all material respects, an adequate internal financial controls system over financial reporting and such internal financial controls over financial reporting were operating effectively as at March 31, 2020, based on the internal control over financial reporting criteria established by the Company considering the essential components of internal control stated in the Guidance Note on Audit of Internal Financial Controls over Financial Reporting issued by the ICAI.

For **BGJC & Associates LLP**
Chartered Accountants
Firm's Registration No.: 003304N/N500056

Pranav Jain
Partner

Place: New Delhi
Date: May 21, 2020

Membership Number: 098308
UDIN: 20098308AAAABX2058

» BALANCE SHEET

As at 31 March 2020

(₹ in million)

	Notes	As at 31 March 2020	As at 31 March 2019
ASSETS			
Non-current assets			
Property, plant and equipment	3	14.34	16.06
Other Intangible assets	4	0.04	0.04
Financial assets			
(i) Investments	5	2,923.73	2,828.38
(ii) Loans	6	0.01	0.02
Deferred tax assets (net)	7	0.08	0.05
Other assets	8	1.49	1.35
Total non-current assets		2,939.69	2,845.90
Current assets			
Inventories	9	5.84	48.43
Financial assets			
(i) Trade receivables	10	0.06	11.20
(ii) Cash and cash equivalents	11	2.48	5.52
(iii) Loans	6	8.31	0.03
(iv) Other financial assets	12	3.70	3.70
Current tax assets (net)		1.69	2.21
Other assets	8	31.33	21.22
Total current assets		53.41	92.31
Total Assets		2,993.10	2,938.21
EQUITY AND LIABILITIES			
Equity			
Equity share capital	13	150.31	137.31
Other equity	13 (a)	2802.11	2710.18
Total equity		2952.42	2847.49
Liabilities			
Non-current liabilities			
Provisions	14	1.73	2.12
Total non-current liabilities		1.73	2.12
Current liabilities			
Financial liabilities			
(i) Borrowings	15	-	6.50
(ii) Trade payables:			
Total outstanding dues of micro enterprises and small enterprises	16	1.11	-
Total outstanding dues of creditors other than micro enterprises and small enterprises	16	7.64	38.95
(iii) Other financial liabilities	17	22.81	25.97
Other liabilities	18	1.31	10.30
Provisions	14	6.08	6.88
Total current liabilities		38.95	88.60
Total Equity and Liabilities		2,993.10	2,938.21
Corporate information and Significant accounting policies	1 & 2		
Notes to the financial statements	3 to 38		
The accompanying notes "1" to "38" form an integral part of the financial statements			

In terms of our report of even date.

For BGJC & Associates LLP

Chartered Accountants

Firm Registration Number : 003304N/N500056

Pranav Jain

Partner

Membership No. 098308

Abhishek Mishra

Company Secretary

Membership No. F9566

Umesh Sharma

Chief Financial Officer

Priyavrat Bhartia

Chairman

DIN: 00020603

Place : New Delhi

Date : 21 May, 2020

Place : Greater Noida

Date : 21 May, 2020

Manu Ahuja

CEO & Managing Director

DIN: 05123127

STATEMENT OF PROFIT AND LOSS

For the year ended 31 March 2020

(₹ in million)

	Notes	For the year ended 31 March 2020	For the year ended 31 March 2019
Revenue from operations	19	9.81	18.63
Other Income	20	0.87	0.23
Total income		10.68	18.86
EXPENSES			
Employee benefits expense	21	15.98	12.93
Finance costs	22	0.69	0.04
Depreciation & amortization expense	3 & 4	0.89	1.00
Other expenses	23	20.88	32.14
Total expenses		38.44	46.11
(Loss) for the year		(27.76)	(27.25)
Other Comprehensive Income			
Items that will not be reclassified to profit or loss and its related income tax effects (Net of income tax)			
Remeasurements of the defined benefit obligations		(0.08)	0.02
Income tax charge/(credit) relating to items that will not be reclassified to profit or loss	24	(0.03)	0.01
Other comprehensive income/(loss) for the year (net of tax)		(0.05)	0.01
Total comprehensive income/(loss) for the year		(27.81)	(27.24)
Earnings per equity share of ₹ 10.00 each			
Basic (In ₹)	37	(2.02)	(2.19)
Diluted (In ₹)	37	(2.02)	(2.19)
Corporate information and Significant accounting policies	1 & 2		
Notes to the financial statements	3 to 38		
The accompanying notes "1" to "38" form an integral part of the financial statements			

In terms of our report of even date.

For BGJC & Associates LLP

Chartered Accountants

Firm Registration Number : 003304N/N500056

Pranav Jain

Partner

Membership No. 098308

Abhishek Mishra

Company Secretary

Membership No. F9566

Umesh Sharma

Chief Financial Officer

Priyavrat Bhartia

Chairman

DIN: 00020603

Place : New Delhi

Date : 21 May, 2020

Place : Greater Noida

Date : 21 May, 2020

Manu Ahuja
CEO & Managing Director
DIN: 05123127

STATEMENT OF CHANGES IN EQUITY

For the year ended 31 March 2020

A. Equity share capital

(₹ in million)

Balance as at 31 March 2018	119.31
Changes in the equity share capital during the year (Refer note 13.4)	18.00
Balance as at 31 March 2019	137.31
Changes in the equity share capital during the year (Refer note 13.4)	13.00
Balance as at 31 March 2020	150.31

B. Other Equity

(₹ in million)

	Money received upon issue of share warrants	Security premium	General reserve	Share based payment reserve*	Retained earnings	Items of other Comprehensive Income	Total
						Remeasurement of defined benefits obligations	
As at 31 March 2018	-	831.27	231.51	3.39	1,398.63	(0.12)	2,464.68
(Loss) for the year	-	-	-	-	(27.25)	-	(27.25)
Other comprehensive income / (loss)	-	-	-	-	-	0.01	0.01
Total comprehensive income / (loss) for the year	-	-	-	-	(27.25)	0.01	(27.24)
Employee stock option expense	-	-	-	1.85	-	-	1.85
Upon issue of share capital (Refer note 13.4)	-	226.71	-	-	-	-	226.71
Upon issue of share warrants (Refer note 13 (a).1)	44.18	-	-	-	-	-	44.18
Transfer to general reserve	-	-	0.75	(0.75)	-	-	-
As at 31 March 2019	44.18	1057.98	232.26	4.49	1,371.38	(0.11)	2,710.18
(Loss) for the year	-	-	-	-	(27.76)	-	(27.76)
Other comprehensive income/loss	-	-	-	-	-	(0.05)	(0.05)
Total comprehensive income / (loss) for the year	-	-	-	-	(27.76)	(0.05)	(27.81)
Employee stock option expense	-	-	-	0.19	-	-	0.19
Upon issue of share capital (Refer note 13.4)	(44.18)	163.73	-	-	-	-	119.55
Transfer to general reserve	-	-	3.44	(3.44)	-	-	-
As at 31 March 2020	-	1221.71	235.70	1.24	1,343.62	(0.16)	2,802.11

* Refer note 36.

STATEMENT OF CHANGES IN EQUITY

For the year ended 31 March 2020

Notes:

- **Security premium**

The unutilized accumulated excess of issue price over face value on issue of shares. This is utilized in accordance with the provision of the Act.

- **General reserve**

This represents appropriation of profit by the Company and is available for distribution of dividend.

- **Share based payment reserve**

The fair value of the equity settled share based payment transactions with employees is recognized in Statement of Profit and Loss with corresponding credit to Share based payment reserve. Further, equity settled share based payment transaction with employees of subsidiary is recognized in investment of subsidiaries with corresponding credit to Share based payment reserve. Balance of a share based payment reserve is transferred to general reserve upon expiry of grants or upon exercise of stock options by an employee.

- **Remeasurement of defined benefit obligation**

Re-measurement of defined benefits obligation comprises actuarial gains and losses and return on plan assets.

The accompanying notes "1" to "38" form an integral part of the financial statements.

In terms of our report of even date.

For BGJC & Associates LLP

Chartered Accountants

Firm Registration Number : 003304N/N500056

Pranav Jain

Partner

Membership No. 098308

Place : New Delhi

Date : 21 May, 2020

Abhishek Mishra

Company Secretary

Membership No. F9566

Place : Greater Noida

Date : 21 May, 2020

Umesh Sharma

Chief Financial Officer

For and on behalf of the Board of **Jubilant Industries Limited**

Priyavrat Bhartia

Chairman

DIN: 00020603

Manu Ahuja

CEO & Managing Director

DIN: 05123127

STATEMENT OF CASH FLOWS

For the year ended 31 March 2020

(₹ in million)

	For the year ended 31 March 2020	For the year ended 31 March 2019
A. Cash flow from operating activities:		
Net (loss) before tax	(27.76)	(27.25)
Adjustments for:		
Depreciation & amortization expense	0.89	1.00
Profit on sale/disposal of property, plant & equipment (net)	(0.17)	-
Finance costs	0.69	0.04
Fair value Loss/(gain) on financial instruments at FVPL	-	0.34
Interest Income	(0.17)	(0.13)
	1.24	1.25
Operating cash flow before change in assets and liabilities	(26.52)	(26.00)
Adjustments for:		
(Increase)/Decrease in trade receivables, loans, other financial assets and other assets	0.92	5.08
(Increase)/Decrease in inventories	42.59	(24.52)
Increase/(Decrease) in trade payables, other financial liabilities, other liabilities and provisions	(43.58)	(56.53)
Cash used in operations	(26.59)	(101.97)
Direct taxes (paid)/refund (net)	0.56	(0.40)
Net cash used from operating activities	(26.03)	(102.37)
B. Cash flow from investing activities:		
Purchases of property, plant and equipment & other intangible assets	-	(0.18)
Sale of property, plant and equipment	1.00	-
Inter corporate loan given to subsidiary	(8.30)	-
Interest received	0.12	0.22
Investment in wholly owned subsidiary	(95.16)	(188.89)
Net cash used in investing activities	(102.34)	(188.85)
C. Cash flow arising from financing activities:		
Proceeds from issue of shares (Refer note 13.4)	132.55	244.71
Proceeds from issue of share warrants (Refer note 13 (a).1)	-	44.18
Proceeds from inter-corporate borrowings from related party (Refer note 33)	-	6.50
Repayment of inter-corporate borrowings from related party (Refer note 31 & 33)	(6.50)	-
Payment of unpaid dividend	-	(0.24)
Finance costs paid	(0.72)	(0.01)
Net cash inflow in course of financing activities	125.33	295.14
Net increase/(decrease) in cash & cash equivalents (A+B+C)	(3.04)	3.92
Add: Cash & cash equivalents at the beginning of the year	5.52	1.60
Cash & cash equivalents at the close of the year	2.48	5.52

(₹ in million)

	For the year ended 31 March 2020	For the year ended 31 March 2019
Components of cash and cash equivalents		
Balance With Banks		
- On current accounts	2.47	5.51
Cash on hand	0.01	0.01
	2.48	5.52

Notes:

- Statement of Cash Flow has been prepared under the Indirect Method as set out in the Ind AS 7 "Statement of Cash Flows".
- Acquisition/Purchase of property, plant and equipment/ other intangible assets includes movement of capital work-in-progress, intangible assets under development and capital advances/payables during the year.

In terms of our report of even date.

For BGJC & Associates LLP
Chartered Accountants
Firm Registration Number : 003304N/N500056

Pranav Jain
Partner
Membership No. 098308

Abhishek Mishra
Company Secretary
Membership No. F9566

For and on behalf of the Board of Jubilant Industries Limited

Umesh Sharma
Chief Financial Officer

Priyavrat Bhartia
Chairman
DIN: 00020603

Place : New Delhi
Date : 21 May, 2020

Place : Greater Noida
Date : 21 May, 2020

Manu Ahuja
CEO & Managing Director
DIN: 05123127

NOTES TO THE FINANCIAL STATEMENTS

for the year ended 31 March 2020

1. Corporate Information

Jubilant industries Limited (“the Company” or the “Parent Company”) is a public limited company domiciled in India and incorporated under the provisions of the Companies Act, 1956. Presently, the Company is engaged in the business of manufacturing of Indian-made foreign liquor. Its shares are listed on the BSE Limited and the National Stock Exchange of India Limited. The registered office of the Company is situated at Bharttiagram, Gajraula District Amroha-244 223.

These financial statements were authorised for issuance by the Board of Directors of the Company in their meeting held on May 21, 2020.

2. Significant accounting policies

This note provides significant accounting policies adopted and applied in the preparation of these financial statements. These policies have been consistently applied to all the years presented, unless otherwise stated.

(a) Basis of preparation

(i) Statement of compliance

The financial statements have been prepared in accordance with Indian Accounting Standards (Ind AS) as per the Companies (Indian Accounting Standards) Rules, 2015 notified under Section 133 of Companies Act, 2013 (“the Act”) and other relevant provisions of the Act. The financial statements of the Company are presented in Indian Rupee and all values are rounded to the nearest million, except as stated otherwise.

(ii) Historical cost convention

The financial statements have been prepared on a historical cost convention on accrual basis except for the following material items those have been measured at fair value as required by relevant Ind AS:

- Certain financial assets and liabilities measured at fair value (refer accounting policy regarding financial instruments);
- Defined benefit plans and other long-term employee benefits; and
- Share-based payment transactions;

(b) Current versus non-current classification

The Company presents assets and liabilities in the Balance Sheet based on current/ non-

current classification. An asset is treated as current when:

- It is expected to be realised or intended to be sold or consumed in normal operating cycle;
- It is held primarily for the purpose of trading;
- It is expected to be realised within twelve months after the reporting period; or
- It is cash or cash equivalent unless restricted from being exchanged or used to settle a liability for at least twelve months after the reporting period.

The Company classifies all other assets as non-current.

A liability is current when:

- It is expected to be settled in normal operating cycle;
- It is held primarily for the purpose of trading;
- It is due to be settled within twelve months after the reporting period; or
- There is no unconditional right to defer the settlement of the liability for at least twelve months after the reporting period.

The Company classifies all other liabilities as non-current.

Deferred tax assets and liabilities are classified as non-current assets and liabilities, respectively.

The operating cycle is the time between the acquisition of assets for processing and their realisation in cash and cash equivalents. The Company has identified twelve months as its operating cycle for the purpose of current-non-current classification of assets and liabilities.

(c) Property, plant and equipment (PPE) and intangible assets

(i) Property, plant and equipment

Freehold land is carried at cost. All other items of property, plant and equipment are stated at cost, which includes capitalized finance costs, less accumulated depreciation and any accumulated impairment loss. Cost includes expenditure that is directly attributable to the acquisition of the items.

The cost of an item of a PPE comprises its purchase price including import duty, and other non-refundable taxes or levies and any directly attributable cost of bringing the asset to its working condition of its intended use. Any trade discounts and rebates are deducted in arriving at the purchase price.

Expenditure incurred on start-up and commissioning of the project and/ or substantial expansion, including the expenditure incurred on trial runs (net of trial run receipts, if any) up to the date of commencement of commercial production are capitalised. Subsequent costs are included in the asset's carrying amount or recognised as a separate asset, as the appropriate, only when it is probable that future economic benefits associated with the item will flow to the Company and the cost of the item can be measured reliably. The carrying amount of any component accounted for as a separate asset is derecognised when replaced. All other repairs and maintenance are charged to profit or loss during the reporting period in which they are incurred.

Advances paid towards acquisition of property, plant and equipment outstanding at each Balance Sheet date, are shown under other non-current assets and cost of assets not ready for intended use before the year end, are shown as capital work-in-progress.

(ii) Intangible assets

Intangible assets that are acquired (including implementation of software system) and in process research and development are measured initially at cost.

After initial recognition, an intangible asset is carried at its cost less accumulated amortisation and any accumulated impairment loss. Subsequent expenditure is capitalized only when it increases the future economic benefits from the specific asset to which it related.

Expenditure on intangible assets eligible for capitalisation are carried as Intangible

assets under development where such assets are not yet ready for their intended use.

(iii) Depreciation and amortisation methods, estimated useful lives and residual value

Depreciation is provided on straight line basis on the original cost/ acquisition cost of assets or other amounts substituted for cost of fixed assets as per the useful life specified in Part 'C' of Schedule II of the Act, read with notification dated 29 August 2014 of the Ministry of Corporate Affairs, except for the following classes of fixed assets which are depreciated based on the internal technical assessment of the management as under:

Category of assets	Management estimate of useful life	Useful life as per Schedule II
Employee perquisite related assets (included in office equipment)	5 years being the period of perquisite scheme	10

Depreciation on assets added/ disposed off during the year has been provided on pro-rata basis with reference to the date/ month of addition/ disposal.

Software systems are being amortised over a period of five years or its useful life whichever is shorter.

Depreciation and amortisation methods, useful lives and residual values are reviewed at the end of each reporting period and adjusted, if appropriate.

(iv) De-recognition

A property, plant and equipment and intangible assets is derecognised on disposal or when no future economic benefits are expected from its use and disposal. Losses arising from retirement and gains or losses arising from disposal of a tangible asset are measured as the difference between the net disposal proceeds and the carrying amount of the asset and are recognised in the Statement of Profit and Loss.

(d) Non-current assets held for sale

Non-current assets are classified as held for sale if it is highly probable that they will be

recovered primarily through sale rather than through continuing use.

Such assets are generally measured at the lower of their carrying amount and fair value less cost to sell. Losses on initial classification as held for sale and subsequent gains and losses on re-measurement are recognised in the Statement of Profit and Loss.

Once classified as held-for sale, property, plant and equipment and intangible assets are no longer depreciated or amortised.

(e) Impairment of non-financial assets

Goodwill and intangible assets that have an indefinite useful life are not subject to amortisation and are tested annually for impairment or more frequently if events or changes in circumstances indicate that they might be impaired. The Company's non-financial assets other than inventories and deferred tax assets are reviewed at each reporting date to determine whether there is any indication of impairment. If any such indication exists then the asset's recoverable amount is estimated.

For impairment testing, assets that do not generate independent cash inflows are grouped together into cash-generating units (CGUs) represents the smallest group of assets that generates cash inflows that are largely independent of the cash inflows of other assets or CGUs.

The recoverable amount of a CGU is the higher of its value in use and its fair value less cost to sell. Value in use is based on the estimated future cash flows, discounted to their present value using a discount rate that reflects current market assessments of the time value of money and the risks specific to the CGU.

An impairment loss is recognised if the carrying amount of an asset or CGU exceeds its estimated recoverable amount. Impairment loss recognised in respect of a CGU is allocated first to reduce the carrying amounts of the other assets of the CGU (or group of CGUs) on a pro rata basis.

An impairment loss in respect of assets for which impairment loss has been recognised in prior periods, the Company reviews at reporting date whether there is any indication that the

loss has decreased or no longer exists. An impairment loss is reversed if there has been a change in the estimates used to determine the recoverable amount. Such a reversal is made only to the extent that the asset's carrying amount does not exceed the carrying amount that would have been determined, net of depreciation or amortization, if no impairment loss had been recognised.

(f) Financial instrument

A financial instrument is any contract that gives rise to a financial asset of one entity and a financial liability or equity instrument of another entity.

Financial assets

Initial recognition and measurement

All financial assets are recognised initially at fair value plus, in the case of financial assets not recorded at fair value through profit or loss, transaction costs that are attributable to the acquisition of the financial asset. Purchases or sales of financial assets that require delivery of assets within a time frame established by regulation or convention in the market place (regular way trades) are recognised on the trade date, i.e. the date the Company commits to purchase or sale the asset.

Subsequent measurement

For purposes of subsequent measurement, financial assets are classified in four categories:

- Debt instruments at amortised cost
- Debt instruments at fair value through other comprehensive income (FVOCI)
- Debts instruments, derivatives and equity instruments at fair value through profit or loss (FVPL)
- Equity instruments measured at fair value through other comprehensive income (FVOCI)

Debt instruments at amortised cost

A "debt instrument" is measured at the amortised cost if both the following conditions are met:

- a) The asset is held within a business model whose objective is to hold assets for collecting contractual cash flows, and

- b) Contractual terms of the asset give rise on specific dates to cash flows that are solely payments of principal and interest (SPPI) on the principal amount outstanding.

After initial measurement, such financial assets are subsequently measured at amortised cost using the effective interest rate (EIR) method. Amortised cost is calculated by taking in to account any discount or premium on acquisition and fees or costs that are an integral part of the EIR. The EIR amortisation is included in other income in the Statement of Profit and Loss. The losses arising from impairment are recognised in the Statement of Profit and Loss. This category generally applies to trade and other receivables.

Debt instrument at FVOCI

A 'debt instrument' is classified as at the FVOCI in both of the following criteria are met:

- a) The objective of the business model is achieved both by collecting contractual cash flows and selling the financial assets, and
- b) The asset's contractual cash flows represent SPPI.

Debt instruments included with in the FVOCI category are measured initially as well as at each reporting date at fair value. Fair value movements are recognised in the other comprehensive income (OCI). On de-recognition of the asset, cumulative gain or loss previously recognised in OCI is reclassified to the Statement of Profit and Loss. Interest earned whilst holding FVOCI debt instrument is reported as interest income using the EIR method.

Debt instrument at FVPL

FVPL is a residual category for debt instruments. Any debt instrument, which does not meet the criteria for categorisation as at amortised cost or as FVOCI, is classified as at FVPL.

In addition, the Company may elect to designate a debt instrument, which otherwise meets amortised cost or FVOCI criteria, as at FVPL. However, such election is allowed only if doing so reduces or eliminates a measurement or recognition inconsistency (referred to as 'accounting mismatch').

Debt instruments included within the FVPL category are measured at fair value with all

changes recognised in the Statement of Profit and Loss.

Equity investments

For the purpose of subsequent measurement, equity instruments are classified in two categories:

- Equity instruments at fair value through profit or loss (FVPL)
- Equity instruments at fair value through other comprehensive income (FVOCI)

All equity investments in scope of Ind AS 109 are measured at fair value. The Company may make an irrevocable election to present in other comprehensive income subsequent changes in the fair value. The Company makes such election on an instrument by instrument basis. The classification is made on initial recognition and is irrevocable.

If the Company decides to classify an equity instrument as at FVOCI then all fair value changes on the instrument as at FVOCI, then all fair value changes on the instrument, excluding dividends, are recognised in the OCI. There is no recycling of the amounts from OCI to the Statement of Profit and Loss, even on sale of investment. However, the Company may transfer the cumulative gain or loss within equity.

Equity instruments included within the FVPL category are measured at fair value with all changes recognised in the Statement of Profit and Loss.

Investments in subsidiaries

Investments in subsidiaries are carried at cost less accumulated impairment losses, if any except in case of investment in preference shares (debt instrument) which is carried in accordance with Ind AS 109 "Financial instruments".

Impairment of Financial assets

The Company recognises loss allowance using the expected credit loss (ECL) model for the financial assets which are not fair valued through profit or loss. Loss allowance for trade receivables with no significant financing component is measured at an amount to lifetime ECL. For all financial assets with contractual cash flows other than trade receivable, ECLs are measured at an amount

equal to the 12-month ECL, unless there has been a significant increase in credit risk from initial recognition in which case those are measured at lifetime ECL. The amount of ECLs (or reversal), that is required to adjust the loss allowance at the reporting date to the amount that is required to be recognised as an impairment gain or loss in the Statement of Profit and Loss.

De-recognition

A financial asset (or, where applicable, a part of a financial asset or part of Company of similar financial assets) is primarily derecognised (i.e. removed from the Company's Balance Sheet) when:

- The rights to receive cash flows from the asset have expired, or
- The Company has transferred its rights to receive cash flows from the asset or has assumed an obligation to pay the received cash flows in full without material delay to a third party under a 'pass through' arrangement and either (a) the Company has transferred substantially all the risks and rewards of the asset, or (b) the Company has neither transferred nor retained substantially all the risks and rewards of the asset, but has transferred control of the asset.

When the Company has transferred its rights to receive cash flows from an asset or has entered into a pass-through arrangement, it evaluates if and do what extent it has retained the risks and rewards of ownership. When it has neither transferred nor retained substantially all of the risks and rewards of the asset, the Company continues to recognise the transferred asset to the extent of the Company's continuing involvement. In that case, the Company also recognises an associated liability. The transferred asset and the associated liability are measured on a basis that reflects the rights and obligations that the Company has retained.

Financial liabilities

Financial liabilities are classified as measured at amortised cost or FVPL. A financial liability is classified as at FVPL if it is classified as held-for-trading, or it is a derivative or it is designated as such on initial recognition. Financial liabilities at FVPL are measured at fair value and net gains and losses, including any interest expense, are

recognised in Statement of Profit and Loss. Other financial liabilities are subsequently measured at amortised cost using the effective interest method. Interest expense and foreign exchange gains and losses are recognised in Statement of Profit and Loss. Any gain or loss on de-recognition is also recognised in Statement of Profit and Loss.

De-recognition

A financial liability is derecognised when the obligation under the liability is discharged or cancelled or expires. When an existing financial liability is replaced by another from the same lender on substantially different terms, or the terms of an existing liability are substantially modified, such an exchange or modification is treated as the de-recognition of the original liability and the recognition of a new liability. The difference in the respective carrying amounts is recognised in the Statements of Profit and Loss.

(g) Inventories

Inventories are valued at lower of cost and net realizable value except scrap, which is valued at net estimated realizable value.

The methods of determining cost of various categories of inventories are as follows:

Raw materials	Weighted average method
Work-in-progress and finished goods (manufactured)	Variable cost at weighted average including an appropriate share of variable and fixed production overheads. Fixed production overheads are included based on normal capacity of production facilities
Finished goods (traded)	Cost of purchases
Stores & spares	Weighted average method
Fuel and Packing materials etc	Weighted average method
Goods-in-transit	Cost of purchases

Cost includes all direct costs, cost of conversion and appropriate portion of variable and fixed production overheads and such other costs incurred as to bring the inventory to its present

location and condition inclusive of excise duty/ any other tax wherever applicable.

Net realizable value is the estimated selling price in the ordinary course of business, less the estimated costs of completion/ reprocessing and the estimated cost necessary to make the sale.

The net realizable value of work-in-progress is determined with reference to the selling price of related finished products. Raw materials and other supplies held for use in the production of finished goods are not written down below cost except in cases where material prices have declined and it's estimated that the cost of finished goods will exceed their net realizable value.

(h) Cash and cash equivalents

Cash and cash equivalents comprise cash at banks and on hand and short term deposits with an original maturity of three months or less, which are subject to an insignificant risk of changes in value.

(i) Provisions

A provision is recognised if, as a result of a past event, the Company has a present legal or constructive obligation that can be estimated reliably, and it is probable that an outflow of economic benefits will be required to settle the obligation. If the effect of the time value of money is material, provisions are determined by discounting the future cash flows at a pre-tax rate that effects current market assessments of the time value of money and the risks specific to the liability. Where discounting is used, the increase in the provision due to the passage of time is recognized as a finance cost.

The amount recognized as a provision is the best estimate of the consideration required to settle the present obligation at reporting date, taking into account the risks and uncertainties surrounding the obligation. When some or all of the economic benefits required to settle a provision are expected to be recovered from a third party, the receivable is recognized as an asset if it is virtually certain that reimbursement will be received and the amount of the receivable can be measured reliably.

(j) Contingent assets and liabilities

Contingent liabilities are disclosed in respect of possible obligations that may arise from past events but their existence is confirmed by the occurrence or non-occurrence of one or more uncertain future events not wholly within the control of the Company. Contingent Assets are neither recognized nor disclosed in the financial statements. However, contingent assets are assessed continuously and if it is virtually certain that an inflow of economic benefits will arise, the assets and related income are recognized in the period in which the change occurs.

(k) Revenue recognition

The company's revenue is derived from single performance obligation under arrangements in which the transfer of control of product and the fulfilment of company's performance obligation occur at the same time.

Revenue from sale of products is recognised when the property in the goods or all significant risks and rewards of ownership of the products have been transferred to the buyer, and no significant uncertainty exists regarding the amount of the consideration that will be derived from the sale of products as well as regarding its collection.

Revenue includes only those sales for which the Company has acted as a principal in the transaction, takes title to the products, and has the risks and rewards of ownership, including the risk of loss for collection, delivery and returns. Any sales for which Company has acted as an agent or broker without assuming the risks and rewards of ownership have been reported on a net basis.

In case of revenue arrangements with tie up units, the company has concluded that it is acting as an agent in all such revenue arrangements since the company is not the primary obligor in all such revenue arrangements and has no pricing latitude and is not exposed to inventory and credit risks. Company earns fixed fee for such sales which is recognised as service income.

Sale of utility is recognized on delivery of the same to the purchaser and when no significant uncertainty exists as to its realization.

Other income recognition:

Dividend income is recognized when the right to receive the income is established. Income from interest on deposits, loans and interest bearing securities is recognized on time proportionate basis.

(I) Employee benefits

(i) Short-term employee benefits: All employee benefits falling due within twelve months of the end of the period in which the employees render the related services are classified as short-term employee benefits, which include benefits like salaries, wages, short term compensated absences, performance incentives, etc. And are recognised as expenses in the period in which the employee renders the related service and measured accordingly.

(ii) Post-employment benefits: Post employment benefit plans are classified into defined benefits plans and defined contribution plans as under:

a) Gratuity

The Company has an obligation towards gratuity, a defined benefit retirement plan covering eligible employees. The plan provides for a lump sum payment to vested employees at retirement, death while in employment or on termination of employment of an amount based on the respective employee's salary and the tenure of employment. The liability in respect of gratuity is recognized in the books of accounts based on actuarial valuation by an independent actuary.

b) Superannuation

Certain employees of the Company are also participants in the superannuation plan ('the Plan'), a defined contribution plan. Contribution made by the Company to the Plan during the year is charged to Statement of Profit and Loss.

c) Provident Fund

(i) The Company makes contributions to the recognized provident fund – "VAM EMPLOYEES PROVIDENT FUND TRUST" (a multiemployer trust) for most of its employees in India, which is a defined benefit plan to the extent that the Company has an obligation to make good the shortfall, if any, between the return from the investments of the trust and the notified interest rate. The Company's obligation in this regard is determined by an independent actuary and provided for if the circumstances indicate that the Trust may not be able to generate adequate returns to cover the interest rates notified by the Government.

For other employees in India, provident fund is deposited with Regional Provident Fund Commissioner. This is treated as defined contribution plan.

(ii) Company's contribution to the provident fund is charged to Statement of Profit and Loss.

(iii) Other long-term employee benefits:

Compensated absences

As per the Company's policy, eligible leaves can be accumulated by the employees and carried forward to future periods to either be utilised during the service, or encashed. Encashment can be made during service, on early retirement, on withdrawal of scheme, at resignation and upon death of employee. Accumulated compensated absences are treated as other long-term employee benefits. The Company's liability in respect of other long-term employee benefits is recognized in the books of accounts based on actuarial valuation using projected unit credit method as at Balance Sheet date by and independent actuary. Actuarial losses/gains are recognised in the Statement of Profit and Loss in the year in which they arise.

Actuarial Valuation

The liability in respect of all defined benefit plans is accrued in the books of accounts on the basis of actuarial valuation carried out by an independent actuary using the Project Unit Credit Method, which recognizes each year of service as giving rise to additional unit of employees benefit entitlement and measure each unit separately to build up the final obligation. The obligation is measured at the present value of estimated future cash flows. The discount rates used for determining the present value of obligation under defined benefit plans, is based on the market yields on Government securities as at the Balance Sheet date, having maturity periods approximating to the terms of related obligation.

Re-measurement gains and losses in respect of all defined benefit plans arising from experience adjustments and changes in actuarial assumptions are recognised in the period in which they occur, directly in other comprehensive income. They are included in retained earnings in the Statement of Changes in the Equity and in the Balance Sheet. Changes in the present value of the defined benefit obligation resulting from plan amendments or curtailments are recognized immediately in profit or loss as past service cost. Gains or losses on the curtailment or settlement of any defined benefit plan are recognized when the curtailment or settlement occurs. Any differential between the plan assets (for a funded defined benefit plan) and the defined benefit obligation as per actuarial valuation is recognised as a liability if it is a deficit or as an asset if it is a surplus (to the extent of the lower of present value of any economic benefits available in the form of refunds from the plan or reduction in future contribution to the plan).

Past service cost is recognised as an expense in the Statement of Profit and Loss on a straight-line basis over the average period until the benefits become vested. To the extent that the benefits are already vested immediately following the

introduction of, or changes to, a defined benefit plan, the past service cost is recognised immediately in the Statement of Profit and Loss. Past service cost may be either positive (where benefits are introduced or improved) or negative (where existing benefits are reduced).

(m) Share based payments

The grant date fair value of options granted (net of estimated forfeiture) to employees of the Company is recognized as an employee expense, and those granted to employees of subsidiaries is considered as the Company's equity contribution and is added to the carrying value of investment in the respective subsidiaries, with a corresponding increase in share based payment reserve. The expense is recorded for separately each vesting portion of the award as if the award was, in substance, multiple awards. The increase in equity recognized in connection with share based payment transaction is presented as a separate component in equity under "share based payment reserve". The amount recognized as an expense is adjusted to reflect the actual number of stock options that vest. For the option awards, grant date fair value is determined under the option-pricing model (Black-Scholes-Model). Forfeitures are estimated at the time of grant and revised, if necessary, in subsequent periods if actual forfeitures materially differ from those estimates.

(n) Finance costs

Finance costs consist of interest and other costs that an entity incurs in connection with the borrowing of funds. Finance cost also includes exchange differences to the extent regarded as an adjustment to the finance costs. Finance costs that are directly attributable to the construction or production or development of a qualifying asset are capitalized as part of the cost of that asset. Qualifying assets are assets that are necessarily take a substantial period of time to get ready for their intended use or sale. All other finance costs are expensed in the period in which they occur.

Investment income earned on the temporary investment of specific borrowings pending their expenditure on qualifying assets is deducted from the finance costs eligible for capitalization.

Any difference between the proceeds (net of transaction costs) and the redemption amount is recognised in the Statement of Profit and Loss over the period of the borrowings using the effective interest method. Ancillary costs incurred in connection with the arrangement of borrowings are amortised over the period of such borrowings.

(o) **Income tax**

Income tax expense comprises current and deferred tax. It is recognised in Statement of Profit and Loss except to the extent that it relates to a business combination, or items recognised directly in equity or in OCI.

• **Current tax**

Current tax comprises the expected tax payable or receivable on the taxable income or loss for the year and any adjustment to the tax payable or receivable in respect of previous years. The amount of current tax payable or receivable is the best estimate of the tax amount expected to be paid or received after considering uncertainty related to income taxes, if any. It is measured using tax rates enacted or substantially enacted at the reporting date in the countries where the Company operates and generates taxable income.

Current tax assets and liabilities are offset only if there is a legally enforceable right to set off the recognised amounts, and it is intended to realise the asset and settle the liability on a net basis simultaneously.

• **Deferred tax**

Deferred tax is recognised in respect of temporary differences between the carrying amounts of assets and liabilities for financial reporting purposes and the amounts used for taxation purposes. Deferred tax is not recognised for:

- temporary differences arising on the initial recognition of assets or liabilities in a transaction that is not a business combination and that affects neither accounting taxable profit or loss at the time of the transaction;
- temporary differences related to freehold land and investment in subsidiaries to the extent that

the Company is able to control the timing of the reversal of the temporary differences and it is probable that they will not reverse in the foreseeable future;

- taxable temporary differences arising on the initial recognition of goodwill.

Deferred tax assets (DTA) include Minimum Alternate Tax (MAT) paid in accordance with the tax laws in India which is likely to give future economic benefits in the form of availability of set off against future income tax liability.

Deferred tax assets are recognised for unused tax losses, unused tax credits and deductible temporary differences to the extent that it is probable that future taxable profits will be available against which they can be used. Unrecognised deferred tax assets are reassessed at each reporting date and recognised to the extent that it has become probable that future taxable profits will be available against which they can be used. Deferred tax is measured at the tax rates that are expected to be apply to the period when the asset is realised or the liability is settled, based on the laws that have been enacted or substantively enacted by the reporting date. The measurement of deferred tax reflects the tax consequences that would follow from the manner in which the Company expects, at the reporting date, to recover or settle the carrying amount of its assets and liabilities.

Deferred tax assets and liabilities are offset only if there is legally enforceable right to set off the recognised amounts, and it is intended to realise the asset and settle the liability on a net basis simultaneously.

Deferred income tax is not provided on the undistributed earnings of the subsidiaries where it is expected that the earnings of the subsidiary will not be distributed in the foreseeable future.

(p) **Leases**

The Company assesses at contract inception whether a contract is, or contains, a lease. That

is, if the contract conveys the right to control the use of an identified asset for a period of time in exchange for consideration.

Company as a lessee

The Company applies a single recognition and measurement approach for all leases, except for short-term leases and leases of low-value assets. The Company recognizes lease liabilities to make lease payments and right-of-use assets representing the right to use the underlying assets.

The Company determines the lease term as the non-cancellable term of the lease, together with any periods covered by an option to extend the lease if it is reasonably certain to be exercised, or any periods covered by an option to terminate the lease, if it is reasonably certain not to be exercised.

Right-of-use assets

The Company recognizes right-of-use assets at the commencement date of the lease (i.e., the date the underlying asset is available for use). Right-of-use assets are measured at cost, less any accumulated depreciation and impairment losses, and adjusted for any measurement of lease liabilities. The cost of right-of-use assets includes the amount of lease liabilities recognized, initial direct costs incurred and lease payments made at or before the commencement date less any lease incentives received. Right-of-use assets are depreciated on a straight-line basis over the lease term.

Lease Liability

At the commencement date of the lease, the Company recognizes lease liabilities measured at the present value of lease payments to be made over the lease term. The lease payments include fixed payments less any lease incentives receivable. Variable lease payments that do not depend on an index or a rate are recognized as expenses (unless they are incurred to produce inventories) in the period in which the event or condition that triggers the payment occurs.

In calculating the present value of lease payments, the Company uses its incremental borrowing rate at the lease commencement date because the interest rate implicit in the lease is not readily determinable. After the commencement date, the amount of lease

liabilities is increased to reflect the accretion of interest and reduced for the lease payments made. In addition, the carrying amount of lease liabilities is remeasured if there is a modification, a change in the lease term, a change in the lease payments or a change in the assessment of an option to purchase the underlying asset.

Short-term leases and leases of low-value assets

The Company applies the short-term lease recognition exemption to its short-term leases (i.e., those leases that have a lease term of 12 months or less from the commencement date and do not contain a purchase option). It also applies the lease of low-value assets recognition exemption to leases of office equipment that are considered to be low value. Lease payments on short-term leases and leases of low-value assets are recognized as expense on a straight-line basis over the lease term.

(q) Segment reporting

Operating segments are reported in a manner consistent with the internal reporting provided to the chief operating decision maker. The CEO and Managing Director of the Company is responsible for allocating resources and assessing performance of the operating segments and accordingly identified as the chief operating decision maker. Revenues, expenses, assets and liabilities, which are common to the enterprise as a whole and are not allocable to segments on a reasonable basis, have been treated as "un-allocable revenue/ expenses/ assets/ liabilities", as the case may be. However, there is no reportable business segment for the year under report.

(r) Foreign currency translation

(i) Functional and presentation currency

The functional currency of the Company is the Indian rupee. These financial statements are presented in Indian rupee.

(ii) Transactions and balances

Foreign currency transactions are translated into the functional currency using the exchange rates at the dates of the transactions. Foreign exchange

gains and losses resulting from the settlement of such transactions and from the translation of monetary assets and liabilities denominated in foreign currencies at Balance Sheet date exchange rate are generally recognised in Statement of Profit and Loss.

(s) Government grants

Grants from the government are recognised at their fair value where there is a reasonable assurance that the grant will be received and the Company will comply all attached conditions.

Government grants relating to income are deferred and recognised in the Statement of Profit and Loss over the period necessary to match them with the costs that they are intended to compensate and presented within other income.

Government grants relating to the purchase of property, plant and equipment are included in non-current liabilities as deferred income and are credited to Statement of Profit and Loss on a straight-line basis over the expected lives of the related assets and presented within other income.

(t) Earnings per share

(i) Basic earnings per share

Basic earnings per share, is calculated by dividing:

- o the profit attributable to owners of the Company
- o by the weighted average number of equity shares outstanding during the financial year, adjusted for bonus elements in equity shares issued during the year and excluding treasury shares.

(ii) Diluted earnings per share

Diluted earnings per share, adjusts the figures used in the determination of basic earnings per share to take into account:

- o The after income tax effect of interest and other financing costs associated with dilutive potential equity shares, and

- o The weighted average number of additional equity shares that would have been outstanding assuming the conversion of all dilutive potential equity shares.

(u) Measurement of fair values

A number of the accounting policies and disclosures require measurement of fair values, for both financial and non-financial assets and liabilities.

Fair values are categorised into different level in a fair value hierarchy based on the inputs used in the valuation techniques as follows:

Level 1: quoted prices (unadjusted) in active markets for identical assets or liabilities.

Level 2: inputs other than quoted prices included in Level 1 that are observable for the asset or liability, either directly (i.e. as prices) or indirectly (i.e. derived from prices).

Level 3: inputs for the asset or liability, those are not based on observable market data (unobservable data).

The Company has an established control framework with respect to the measurement of fair values. This includes a finance team that has overall responsibility for overseeing all significant fair value measurements, including Level 3 fair values.

The finance team regularly reviews significant unobservable inputs and valuation adjustments. If third party information, is used to measure fair values, then the finance team assesses the evidence obtained from the third parties to support the conclusion that these valuations met the requirement of Ind AS, including the level in the fair value hierarchy in which the valuations should be classified.

When measuring the fair values of an asset or a liability, the Company uses observable market data as possible. If the inputs used to measure the fair value of an asset or a liability fall into different levels of the fair value hierarchy, then the fair value measurement is categorised in its entirety in the same level of the fair value hierarchy as the lowest level input that is significant to the entire measurement.

The Company recognises transfers between levels of the fair value hierarchy at the end of the reporting period during which the change has occurred.

Further information about the assumptions made in measuring fair values used in preparing these financial statements is included in the respective notes.

(v) Critical estimates and judgements

The preparation of Financial Statements requires management to make judgements, estimates and assumptions that affect the application of accounting policies and the reported amounts of assets, liabilities, income and expenses. Actual results may differ from these estimates.

Estimates and underlying assumptions are reviewed on an ongoing basis. Revisions to accounting estimates are recognized in the period in which the estimates are revised and in any future period affected. In particular, information about significant areas of estimation uncertainty and critical judgements in applying accounting policies that have

the most significant effect on the amounts recognised in the Financial Statements is included in the following notes.

- Recognition and estimation of tax expense including deferred tax – Note 24.
- Estimated impairment of financial assets and non-financial assets- Note 2(e), 2(f).
- Assessment of useful life of property, plant and equipment and intangible asset- Note 2(c).
- Estimation of assets and obligations relating to employee benefits- Note 27.
- Share-based payments- Note 36.
- Valuation of inventories- Note 2(g).
- Recognition of revenue and related accruals- Note 2(k).
- Recognition and measurement of contingency: Key assumption about the likelihood and magnitude of an outflow of resources- Note 34.
- Lease classification- Note 35.
- Fair value measurements 2(u).

NOTES TO THE FINANCIAL STATEMENTS FOR THE YEAR ENDED 31 MARCH 2020

(₹ in million)

Description	GROSS BLOCK-COST/BOOKVALUE				DEPRECIATION/AMORTISATION/IMPAIRMENT				NET BLOCK
	Total As at 31 March 2019	Additions/ adjustments during the year	Deductions/ adjustments during the year	Total As at 31 March 2020	Total As at 31 March 2019	Provided for the year	Deductions/ adjustments during the year	Total As at 31 March 2020	Total As at 31 March 2020
3. Property, plant and equipment									
Land (Freehold)	6.81	-	-	6.81	-	-	-	-	6.81
Buildings factory	5.49	-	-	5.49	0.85	0.28	-	1.13	4.36
Plant & machineries	6.39	-	1.25	5.14	2.06	0.55	0.42	2.19	2.95
Furniture & fixtures	0.02	-	-	0.02	-	-	-	-	0.02
Office equipments	0.35	-	-	0.35	0.09	0.06	-	0.15	0.20
TOTAL	19.06	-	1.25	17.81	3.00	0.89	0.42	3.47	14.34

(₹ in million)

Description	GROSS BLOCK-COST/BOOKVALUE				DEPRECIATION/AMORTISATION/IMPAIRMENT				NET BLOCK
	Total As at 31 March 2018	Additions/ adjustments during the year	Deductions/ adjustments during the year	Total As at 31 March 2019	Total As at 31 March 2018	Provided for the year	Deductions/ adjustments during the year	Total As at 31 March 2019	Total As at 31 March 2019
Land (Freehold)	6.81	-	-	6.81	-	-	-	-	6.81
Buildings factory	5.49	-	-	5.49	0.57	0.28	-	0.85	4.64
Plant & machineries	6.39	-	-	6.39	1.37	0.69	-	2.06	4.33
Furniture & fixtures	0.02	-	-	0.02	-	-	-	-	0.02
Office equipments	0.17	0.18	-	0.35	0.06	0.03	-	0.09	0.26
TOTAL	18.88	0.18	-	19.06	2.00	1.00	-	3.00	16.06

3.1 Property, plant and equipment of the Company are charged in favour of bankers for term loan availed by Jubilant Agri and Consumer Products Limited, its wholly owned subsidiary company.

NOTES TO THE FINANCIAL STATEMENTS FOR THE YEAR ENDED 31 MARCH 2020

(₹ in million)

Description	GROSS BLOCK-COST/BOOKVALUE				DEPRECIATION/AMORTISATION/IMPAIRMENT				NET BLOCK
	Total As at 31 March 2019	Additions/ adjustments during the year	Deductions/ adjustments during the year	Total As at 31 March 2020	Total As at 31 March 2019	Provided for the year	Deductions/ adjustments during the year	Total As at 31 March 2020	Total As at 31 March 2020
4. Other intangible assets									
Software	0.24	-	-	0.24	0.20	-	-	0.20	0.04
TOTAL	0.24	-	-	0.24	0.20	-	-	0.20	0.04

(₹ in million)

Description	GROSS BLOCK-COST/BOOKVALUE				DEPRECIATION/AMORTISATION/IMPAIRMENT				NET BLOCK
	Total As at 31 March 2018	Additions/ adjustments during the year	Deductions/ adjustments during the year	Total As at 31 March 2019	Total As at 31 March 2018	Provided for the year	Deductions/ adjustments during the year	Total As at 31 March 2019	Total As at 31 March 2019
Software	0.24	-	-	0.24	0.20	-	-	0.20	0.04
TOTAL	0.24	-	-	0.24	0.20	-	-	0.20	0.04

(₹ in million)

	As at 31 March 2020	As at 31 March 2019
5. Non-current investments		
I. Investment in equity shares (at cost)		
Unquoted investments (fully paid up)		
Subsidiary companies:		
200 (Previous Year: 200) equity shares with no par value		
Jubilant Industries Inc. USA	10.75	10.75
47,63,052 (Previous Year: 14,39,435) equity shares of ₹ 10 each		
Jubilant Agri and Consumer Products Limited	2,903.82	189.39
II. Investment in preference shares (at fair value through FVPL)*		
Preference shares-unquoted (fully paid up)		
Subsidiary company:		
Current Year: Nil (Previous Year: 16,48,817) 10% optionally convertible non-cumulative redeemable preference shares of ₹ 10 each		
Jubilant Agri and Consumer Products Limited	-	2,462.13
Current Year: Nil (Previous Year: 9,74,800) 10% non-cumulative redeemable preference shares of ₹ 10 each		
Jubilant Agri and Consumer Products Limited	-	157.14
III. Deemed capital investment		
Capital contribution towards ESOP	9.16	8.97
Total non-current investments	2,923.73	2,828.38

* The Company has exercised its option to convert its investment in Optionally Convertible Non-cumulative Preference Shares in its wholly owned subsidiary, namely, Jubilant Agri and Consumer Products Limited (JACPL) into Equity Shares. Accordingly, JACPL has converted the same w.e.f. May 30, 2019.

(₹ in million)

	As at 31 March 2020	As at 31 March 2019
5.1 Additional Information		
Aggregate amount of quoted investments	-	-
Market value of quoted investments	-	-
Aggregate amount of unquoted investments	2,923.73	2,828.38
Aggregate provision for diminution in value of investments	-	-

(₹ in million)

	As at 31 March 2020		As at 31 March 2019	
	Non-current	Current	Non-current	Current
6. Loans				
Loan receivable considered good - Secured	-	-	-	-
Loan receivable considered good - Unsecured:				
- Loan to employees	0.01	0.01	0.02	0.03
- Inter corporate loan to related party (Refer note 33)	-	8.30	-	-
Loan receivable which have significant increase in credit risk	-	-	-	-
Loan receivable - Credit impaired	-	-	-	-
Total loans	0.01	8.31	0.02	0.03

7. Deferred tax

Deferred income tax reflect the net tax effects of temporary difference between the carrying amount of assets and liabilities for financial reporting purposes and the amounts used for income tax purposes. Significant component of the Company's net deferred income tax are as follows:

Deferred tax assets:

Particulars	(₹ in million)	
	Others (Re-measurement of employee benefits)	Total
As at 31st March 2018	0.06	0.06
Charged		
- to statement of profit and loss	-	-
- to other comprehensive income	0.01	0.01
As at 31 March 2019	0.05	0.05
Credited		
- to statement of profit and loss	-	-
- to other comprehensive income	(0.03)	(0.03)
As at 31 March 2020	0.08	0.08

Reconciliation of deferred tax assets (net):

Particulars	(₹ in million)	
	For the year ended 31 March 2020	For the year ended 31 March 2019
Balance as at the commencement of the year	0.05	0.06
Expense/(Credit) recognized in profit and loss during the year	-	-
Expense/(Credit) recognized in other comprehensive income during the year	(0.03)	0.01
Balance as at the end of the year	0.08	0.05

Deferred tax assets not recognized in respect of the Company:

Particulars	(₹ in million)	
	As at 31 March 2020	
	Amount of temporary differences	Amount of deferred tax on temporary differences
Deductible temporary differences:		
Provision for compensated absences and gratuity	2.72	0.95
Expenditure allowed on actual payment basis	2.20	0.77
Tax losses carried forward	95.40	33.34
Unabsorbed depreciation	3.72	1.30
Taxable temporary differences:		
Depreciation, amortization and other temporary differences	(5.57)	(1.95)
Net unrecognized temporary differences	98.47	34.41

Particulars	(₹ in million)	
	As at 31 March 2019	
	Amount of temporary differences	Amount of deferred tax on temporary differences
Deductible temporary differences:		
Provision for compensated absences and gratuity	2.16	0.76
Expenditure allowed on actual payment basis	0.69	0.24
Tax losses carried forward	70.40	24.60
Unabsorbed depreciation	3.41	1.19
Taxable temporary differences:		
Depreciation, amortization and other temporary differences	(5.98)	(2.09)
Net unrecognized temporary differences	70.68	24.70

Expiry period of carried forward tax losses:

Company has unused tax losses and unabsorbed depreciation amounting to ₹ 95.40 million (Previous Year: ₹ 70.40 million) and ₹ 3.72 million (Previous Year: ₹ 3.41 million), respectively as at year end, available to reduce future income taxes. If not used, the unused tax losses will expire in the tax year 2021-2029 (Previous Year: 2020-28) and unabsorbed depreciation can be carried forward for an indefinite period.

Deferred tax assets has not been recognised as there is no virtual certainty of future profitability.

(₹ in million)

	As at 31 March 2020		As at 31 March 2019	
	Non-current	Current	Non-current	Current
8. Other assets				
Advance to suppliers	-	19.15	-	2.22
Security deposits	1.35	-	1.35	-
Prepaid expenses	0.14	4.52	-	6.64
Recoverable from/balance with government authorities	-	7.66	-	12.36
Total other assets	1.49	31.33	1.35	21.22

(₹ in million)

	As at	As at
	31 March 2020	31 March 2019
9. Inventories		
Raw materials	-	4.41
Work-in-progress	1.15	3.23
Finished goods	3.42	20.72
Stores and spares	0.29	0.27
Fuel and packing materials	0.98	19.80
Total inventories	5.84	48.43

(₹ in million)

	As at	As at
	31 March 2020	31 March 2019
10. Trade receivables		
(Current)		
Trade receivable considered good - Secured	-	-
Trade receivable considered good - Unsecured	0.06	11.20
Trade receivable which have significant increase in credit risk	-	-
Trade receivable-credit impaired	-	-
Total receivables	0.06	11.20

(₹ in million)

	As at 31 March 2020	As at 31 March 2019
11. Cash and cash equivalents		
Balance With Banks		
- On current accounts	2.47	5.51
Cash on hand	0.01	0.01
Total cash and cash equivalents	2.48	5.52

(₹ in million)

	As at 31 March 2020	As at 31 March 2019
12. Other financial assets		
(Current)		
Recoverable from related parties (Refer note 33)	3.70	3.70
Total other financial assets	3.70	3.70

(₹ in million)

	As at 31 March 2020	As at 31 March 2019
13. Equity share capital		
Authorized		
18,100,000 (Previous Year: 18,100,000) equity shares of ₹ 10 each	181.00	181.00
	181.00	181.00
Issued, subscribed and paid-up		
15,031,101 (Previous Year: 13,731,101) equity shares of ₹ 10 each	150.31	137.31
Total equity share capital	150.31	137.31

13.1 Movement in equity share capital:

	As at 31 March 2020		As at 31 March 2019	
	No. of shares	₹ in million	No. of shares	₹ in million
At the commencement of the year	13,731,101	137.31	11,931,101	119.31
Add: Issued during the year (Refer note 13.4)	1,300,000	13.00	1,800,000	18.00
At the end of the year	15,031,101	150.31	13,731,101	137.31

13.2 The Company has only one class of shares referred to as equity shares having par value of ₹ 10 each. Holder of each equity share is entitled to one vote per share. In the event of liquidation of the Company, the holders of equity shares will be entitled to receive any of the remaining assets of the Company, after distribution of all preferential amounts. The distribution will be in proportion to the number of equity shares held by the shareholders.

13.3 Details of shareholders holding more than 5% of the aggregate shares in the Company:

	As at 31 March 2020		As at 31 March 2019	
	No. of shares	% held	No. of shares	% held
HSSS Investment Holding (P) Ltd.	7,164,048	47.66	6,281,470	45.75
KBHB Investment Holding (P) Ltd.	1,736,415	11.55	1,522,497	11.09
SSBPB Investment Holding (P) Ltd.	1,651,879	10.99	1,448,375	10.55

- 13.4 During the current year, the Company has issued 13,00,000 Equity shares to the Promoters/members of the promoter group of the Company (on conversion of Convertible Warrants), aggregating to ₹ 132.55 million (75% of the share issue price) for cash at a face value of ₹ 10 each at an issue price of ₹ 135.95 including premium of ₹ 125.95 per equity share as determined in accordance with the Chapter V of ICDR (Issue of Capital and Disclosure Requirements) Regulations 2018 of SEBI by way of preferential allotment on a private placement basis.

During the previous year, issuance of 18,00,000 equity shares of the Company to the Promoters/members of the promoter group of the Company aggregating to ₹ 244.71 million for cash at a face value of ₹ 10 each at an issue price of ₹ 135.95 including premium of ₹ 125.95 per equity share as determined in accordance with the Chapter V of ICDR (Issue of Capital and Disclosure Requirements) Regulations 2018 of SEBI by way of preferential allotment on a private placement basis.

(₹ in million)

	As at 31 March 2020	As at 31 March 2019
13(a). Other equity		
Money received upon issue of share warrants [Refer note 13 (a).1]	-	44.18
Security premium	1221.71	1057.98
General reserve	235.70	232.26
Share based payment reserve	1.24	4.49
Retained earnings	1343.62	1371.38
Items of other comprehensive income:		
Re-measurement of defined benefits obligations	(0.16)	(0.11)
Total other equity	2,802.11	2,710.18

- 13(a).1 During the previous year, issuance of 13,00,000 convertible warrants to the Promoters/members of the promoter group of the Company, aggregating to ₹ 44.18 million (25% of the warrant issue price has been received) for cash with right to the warrant holder to apply for and be allotted one equity share of face value of ₹ 10 each of the Company for each warrant with in a period of eighteen months from the date of allotment of the warrants at an issue price of ₹ 135.95 per warrant as determined in accordance with the Chapter V of ICDR (Capital and Disclosure Requirements) Regulations 2018 of SEBI by way of preferential allotment on a private placement basis.

(₹ in million)

	As at 31 March 2020		As at 31 March 2019	
	Non-current	Current	Non-current	Current
14. Provisions				
(Unsecured considered good)				
Provisions for employee benefits	1.73	3.14	2.12	0.69
Provision for excise duty	-	0.56	-	3.81
Other provisions	-	2.38	-	2.38
Total provisions	1.73	6.08	2.12	6.88

(₹ in million)

	As at 31 March 2020	As at 31 March 2019
15. Current borrowings		
(Unsecured)		
Loan from related party (Refer note 33)	-	6.50
Total current borrowings	-	6.50

- 15.1 Short term borrowings from related party is repayable as per terms of agreement within one year.

(₹ in million)

	As at 31 March 2020	As at 31 March 2019
16. Trade payables		
Current		
Total outstanding dues of micro enterprises and small enterprises (Refer note 26)	1.11	-
Total outstanding dues of creditors other than micro enterprises and small enterprises	7.64	38.95
Total trade payables	8.75	38.95

(₹ in million)

	As at 31 March 2020	As at 31 March 2019
17. Other financial liabilities		
Current		
Employee benefits payable	0.48	1.10
Interest accrued and due on borrowings	-	0.03
Due to related parties (Refer note 33)	-	0.06
Other payables	22.33	24.78
Total other financial liabilities	22.81	25.97

(₹ in million)

	As at 31 March 2020	As at 31 March 2019
18. Other liabilities		
Current		
Advance from customers	0.01	-
Statutory dues payables	1.30	10.30
Total other liabilities	1.31	10.30

(₹ in million)

	For the year ended 31 March 2020	For the year ended 31 March 2019
19. Revenue from operations		
Sale of service	9.81	18.63
Total revenue from operations	9.81	18.63

(₹ in million)

	For the year ended 31 March 2020	For the year ended 31 March 2019
20. Other income		
Interest income [including interest on income tax refund of ₹ 0.05 million (Previous Year: ₹ Nil)]	0.17	0.13
Net gain on sale/disposal of property, plant and equipment	0.17	-
Other non-operating income	0.53	0.10
Total other income	0.87	0.23

(₹ in million)

	For the year ended 31 March 2020	For the year ended 31 March 2019
21. Employee benefits expense		
Salaries, wages, bonus, gratuity and allowances	15.21	12.34
Contribution to provident and other funds	0.53	0.35
Staff welfare expenses	0.24	0.24
Total employee benefits expense	15.98	12.93

(₹ in million)

	For the year ended 31 March 2020	For the year ended 31 March 2019
22. Finance costs		
Interest expense	0.69	0.04
Total finance costs	0.69	0.04

(₹ in million)

	For the year ended 31 March 2020	For the year ended 31 March 2019
23. Other expenses		
Power and fuel	2.33	8.62
Repairs and maintenance:		
Plant and machineries	0.10	0.16
Others	0.73	0.72
Rent	0.18	0.18
Rates & taxes	11.13	13.01
Insurance	0.08	0.18
Advertisement, publicity & sales promotion	0.39	0.91
Travelling & other incidental expenses	0.20	0.34
Vehicle running & maintenance	0.04	0.03
Printing & stationery	0.72	0.66
Communication expenses	0.30	0.84
Auditors remuneration		
- As auditors	0.17	0.16
- For limited review	0.14	0.13
- For taxation matters	-	0.03
- For certifications etc	0.16	0.28
Legal, professional and consultancy charges	1.91	2.31
Directors' sitting fees	1.41	1.34
Bank charges	0.01	0.03
Discounts, claims to customers and other selling expenses	0.88	1.86
Impairment loss on investment	-	0.34
Miscellaneous expenses	-	0.01
Total other expenses	20.88	32.14

23.1 Expenditure related to corporate social responsibility as per Section 135 of the Companies Act, 2013, read with Schedule VII, thereof: ₹ Nil (Previous Year: ₹ Nil). There is no requirement of CSR specific for the year as there is no profits calculated under Section 198 of the Companies Act, 2013.

■ 24. Income tax

The major components of income tax expense are:

OCI section

(₹ in million)

	For the year ended 31 March 2020	For the year ended 31 March 2019
Tax related to items that will not be reclassified to profit or loss	(0.03)	0.01
Income tax charged to OCI	(0.03)	0.01

Reconciliation between average effective rate and applicable tax rate:

(₹ in million)

	For the year ended 31 March 2020	For the year ended 31 March 2019
Accounting profit before income tax	(27.76)	(27.25)
At India's statutory income tax rate 34.944% (Previous Year: 34.944%)	(9.70)	(9.52)
- Effect of non-taxable income & others	(0.01)	0.12
- Unrecognized deferred tax	9.71	9.40
Income tax expense reported in the Statement of profit and loss	-	-

- 25. The outbreak of Coronavirus (COVID-19) pandemic globally and in India and subsequent lockdown by the Government of India has impacted business operation of the Company, by way of interruption in production, supply chain disruption, unavailability of personnel, closure / lock down of production facilities etc. In assessing the recoverability of Company's assets such as investments, loans, intangible assets, deferred tax assets, trade receivable, inventories etc., the Company has considered internal and external information up to the date of approval of these financial statements and expects to recover the carrying amount of the assets. Operations have been resumed in a phased manner at various locations taking cognizance of the Governments' views around resuming manufacturing activities with controlled entry and exit facilities, and after obtaining necessary permissions in this behalf.

■ 26. Micro, small and medium enterprises

There are no Micro, Small and Medium Enterprises, to whom the Company owes dues, which are outstanding for more than 45 days as at the end of the year. The information as required to be disclosed in relation to Micro, Small and Medium Enterprises has been determined to the extent such parties have been identified on the basis of information available with the Company.

(₹ in million)

Particulars	As at 31 March 2020	As at 31 March 2019
The principal amount remaining unpaid to any supplier as at the end of the year	1.11	-
The interest due on principal amount remaining unpaid to any supplier as at the end of the year	-	-
The amount of interest paid by the Company in terms of Section 16 of the Micro, Small and Medium Enterprises Development Act, 2006 (MEMED Act), along with the amount of the payment made to the supplier beyond the appointed day during the year	-	-
The amount of interest due and payable for the period of delay in making payment (which have been paid but beyond the appointed day during the year) but without adding the interest specified under the MSMED Act	-	-
The amount of interest accrued and remaining unpaid at the end of the year	-	-
The amount of further interest remaining due and payable even in the succeeding years, until such date when the interest dues as above are actually paid to the small enterprise, for the purpose of disallowance as a deductible expenditure under the MSMED Act	-	-

27. Employee benefits in respect of the Company have been calculated as under:

A. Defined Contribution Plans

The Company has certain defined contribution plan such as provident fund (1), employee pension scheme, wherein specified percentage is contributed to them. During the year, the Company has contributed following amounts to:

Particulars	(₹ in million)	
	For the year ended 31 March 2020	For the year ended 31 March 2019
Employer's contribution to provident fund	0.16	0.15
Employer's contribution to employee's pension scheme 1995	0.06	0.05

(1) For certain employees where provident fund is deposited with government authority e.g. Regional Provident Fund Commissioner.

B. Defined Benefits Plans

i. Gratuity

In accordance with Ind AS 19 "Employee Benefits", an actuarial valuation has been carried out in respect of gratuity. The discount rate assumed is 6.80% p.a. (Previous Year: 7.65% p.a.) which is determined by reference to market yield at the Balance Sheet date on government bonds. The retirement age has been considered at 58 years (Previous Year: 58 years) and mortality table is as per IALM (2012-14) [Previous Year: IALM (2006-08)].

The estimates of future salary increases, considered in actuarial valuation is 9% p.a. for first three years and 5% p.a. thereafter (Previous Year: 9% p.a. for first three years and 5% p.a. thereafter), taking into account of inflation, seniority, promotion and other relevant factors, such as supply and demand in the employment market.

Reconciliation of opening and closing balances of the present value of the defined benefit obligation:

Particulars	(₹ in million)	
	For the year ended 31 March 2020	For the year ended 31 March 2019
Present vale of obligation at the beginning of the year	1.34	1.15
Current service cost	0.20	0.12
Interest cost	0.10	0.09
Actuarial (gain)/loss	0.08	(0.02)
Benefits paid	-	-
Present vale of obligation at the end of the year	1.72	1.34

Reconciliation of the present value of defined benefit obligation and the fair value of the plan assets:

Particulars	(₹ in million)	
	31 March 2020	31 March 2019
Present value of obligation at the end of the year	1.72	1.34
Net liabilities recognized in the Balance Sheet	1.72	1.34

Company's best estimate of contribution during next year is ₹ 0.30 million (Previous Year: ₹ 0.29 million).

Expense recognized in the Statement of Profit and Loss under employee benefits expense:

(₹ in million)

Particulars	31 March 2020	31 March 2019
Total service cost	0.20	0.12
Net interest cost	0.10	0.09
Expenses recognized in the Statement of Profit and Loss	0.30	0.21

Amount recognized in other comprehensive income:

(₹ in million)

Particulars	31 March 2020	31 March 2019
Actuarial gain/(loss) due to financial assumption change	(0.10)	-
Actuarial gain/(loss) due to experience adjustment	0.02	0.02
Amount recognized in the Other Comprehensive Income	(0.08)	0.02

Sensitivity analysis:

(₹ in million)

Particulars	31 March 2020			
	Discount rate		Future salary increase	
Sensitivity level	0.5% increase	0.5% decrease	0.5% increase	0.5% decrease
Impact on defined benefit obligation	(0.06)	0.06	0.06	(0.06)

(₹ in million)

Particulars	31 March 2019			
	Discount rate		Future salary increase	
Sensitivity level	0.5% increase	0.5% decrease	0.5% increase	0.5% decrease
Impact on defined benefit obligation	(0.05)	0.05	0.05	(0.05)

The sensitivity analysis above have been determined based on reasonable possible changes of the respective assumptions occurring at the end of the year and may not be representative of the actual change. It is based on a change in the key assumption while holding all other assumptions constant.

ii. Provident Fund:

The Company makes monthly contributions to provident fund managed by trust for qualifying employees. Under the scheme, the Company is required to contribute a specific percentage of the payroll costs to fund the benefits. As per Ind AS 19 on "Employee Benefits", employer established provident fund trusts are treated as defined benefit plans, since the Company is obliged to meet interest shortfall, if any, with respect to covered employees. The total liability of ₹ Nil (Previous Year: ₹ Nil) has been allocated to Company and ₹ Nil (Previous Year: ₹ Nil) has been charged to Statement of Profit and Loss during the year.

The Company has contributed ₹ 0.29 million to provident fund (Previous Year: ₹ 0.14 million) for the year.

C. Other long term benefits (compensated absences)

(₹ in million)

Particulars	As at 31 March 2020	As at 31 March 2019
Present value of obligation at the end of the year	1.00	0.82

28. Fair value measurement

(₹ in million)

Particulars	Note	Level of hierarchy	31 March 2020			31 March 2019		
			FVPL	FVOCI	Amortized Cost	FVPL*	FVOCI	Amortized Cost
Financial assets								
Investments	(a)		-	-	2,923.73	2,628.24	-	200.14
Trade receivables	(a)		-	-	0.06	-	-	11.20
Loans	(a)		-	-	8.32	-	-	0.05
Cash and cash equivalents	(a)		-	-	2.48	-	-	5.52
Other financial assets	(a)		-	-	3.70	-	-	3.70
Total financial assets			-	-	2,938.29	2,628.24	-	220.61
Financial liabilities								
Current borrowings	(a)		-	-	-	-	-	6.50
Trade payables	(a)		-	-	8.75	-	-	38.95
Other financial liabilities	(a)		-	-	22.81	-	-	25.97
Total financial liabilities			-	-	31.56	-	-	71.42

Note:

(a) Fair valuation of financial assets and liabilities with short term maturities is considered as approximate to respective carrying amount due to the short term maturities of these instruments.

* The fair value is determined by using the valuation model/technique with observable/non-observable inputs and assumptions.

29. Financial risk management
Risk management framework

The Company's board of directors has overall responsibility for the establishment and oversight of the Company's risk management framework.

The Company, through three layers of defense namely policies and procedures, review mechanism and assurance aims to maintain a disciplined and constructive control environment in which all employees understand their roles and obligations. The Audit committee of the Board with top management oversee the formulation and implementation of the risk management policies. The risk are identified at business unit level and mitigation plan are identified, deliberated and reviewed at appropriate forums.

The Company has exposure to the following risks arising from financial instruments:

- credit risk [see(i)];
- liquidity risk [see(ii)]; and
- market risk [see(iii)].

i. Credit risk

Credit risk is the risk of financial loss to the Company if a customer or counter-party to a financial instrument fails to meet its contractual obligations, and arises principally from the Company's receivables from customers, loans and investments.

The carrying amount of financial assets represents the maximum credit exposure.

Trade receivables and other financial assets

The Company has established a credit policy under which new customer is analyzed individually for creditworthiness before the payment and delivery terms and conditions are offered. The Company's review includes external ratings, if they are available, financial statements, credit agency information, industry information and business intelligence. Sale limits are established for each customer and reviewed annually. Any sales exceeding those limits require approval from the appropriate authority as per policy.

In monitoring customer credit risk, customers are grouped according to their credit characteristics, including whether they are an individual or a legal entity, whether they are institutional, dealers or end-user customer, their geographic location, industry, trade history with the Company and existence of previous financial difficulties.

Expected credit loss for trade receivables:

Based on internal assessment which is driven by the historical experience/ current facts available in relation to default and delays in collection thereof, the credit risk for trade receivables is considered low. The Company estimates its allowance for trade receivable using lifetime expected credit loss. The balance past due for more than 6 months is ₹ Nil (Previous Year: ₹ Nil).

Expected credit loss on financial assets other than trade receivables:

With regard to all financial assets with contractual cash flows, other than trade receivables, management believes these to be high quality assets with negligible credit risk. The management believes that the parties from which these financial assets are recoverable, have strong capacity to meet the obligations and where the risk of default is negligible and accordingly no provision for expected loss has been provided on these financial assets. Break up of financial assets other than trade receivables have been disclosed on Balance Sheet.

ii. Liquidity risk

Liquidity risk is the risk that the will encounter difficulty in meeting the obligations associated with its financial liabilities that are settled by delivering cash or another financial asset. The Company's approach to managing liquidity is to ensure, as far as possible, that it will have sufficient liquidity to meet its liabilities when they are due, under both normal and stressed conditions, without incurring unacceptable losses or risking damage to the Company's reputation.

The Company's treasury department is responsible for managing the short-term and long-term liquidity requirements. Short term liquidity situation is reviewed daily by the Treasury. Longer term liquidity position is reviewed on a regular basis by the Company's Board of Directors and appropriate decisions are taken according to the situation.

Exposure to liquidity risk

The following are the remaining contractual maturities of financial liabilities at the reporting date. The amounts are gross and undiscounted, and include contractual interest payments and exclude the impact of netting agreements.

(₹ in million)

As at 31 March 2020	Contractual cash flows			
	Carrying amount	Total	Within 1 year	More than 1 year
Non-derivative financial liabilities				
Borrowings	-	-	-	-
Trade payables	8.75	8.75	8.75	-
Other financial liabilities	22.81	22.81	22.81	-

(₹ in million)

As at 31 March 2019	Contractual cash flows			
	Carrying amount	Total	Within 1 year	More than 1 year
Non-derivative financial liabilities				
Borrowings	6.50	6.50	6.50	-
Trade payables	38.95	38.95	38.95	-
Other financial liabilities	25.97	25.97	25.97	-

iii. Market risk

Market risk is the risk that changes in market prices, such as foreign exchange rates and interest rates will affect the Company's income or the value of its holding of financial instruments. The objective of market risk management is to manage and control market risk exposures within acceptable parameters, while optimizing the return.

Currency risk

Foreign currency is the risk that the fair value of future cash flows of an exposure will fluctuate because of changes in foreign exchange rates. The Company has not foreign currency borrowing, foreign currency trade payable and trade receivable, therefore, no exposed to foreign currency risk.

Interest rate risk

Interest rate risk is the risk that the fair value of future cash flows of a financial instrument will fluctuate because of changes in market interest rates. The Company is not exposed to interest rate risk because funds are not borrowed at floating rate.

30. Capital management
Risk management

The Company's objectives when managing capital are to:

- safeguarding their ability to continue as a going concern, so that they can continue to provide returns for shareholders and benefits for other stakeholders, and
- maintain an optimal capital structure to reduce the cost of capital.

In order to maintain or adjust the capital structure, the Company may adjust the amount of dividends paid to shareholders, return capital to shareholders, issue new shares or sell assets to reduce debt.

Consistent with others in the industry, the Company monitors capital on the basis of the following gearing ratio:

'Net Debt' (total borrowings net of cash and cash equivalents and other bank balances) divided by 'Total Equity' (as shown in the Balance sheet).

The gearing ratios were as follows:

(₹ in million)

Particulars	As at 31 March 2020	As at 31 March 2019
Net debt (Net off cash & cash equivalents)	(2.48)	0.98
Total equity	2952.42	2847.49
Net debt to equity ratio	(0.00)	0.00

■ 31. Changes in financial liabilities arising from financing activities

(₹ in million)

Particulars	As at 31 March 2019	Receipt	Repayment	As at 31 March 2020
Short term borrowings from others	6.50	-	6.50	-

■ 32. Segment information

The Company's operation comprises of IMFL business only. As such, there are no separate reportable business segments in terms of Ind AS-108 "Operating Segments".

■ 33. Related party disclosures

1. **Subsidiaries:**

Jubilant Agri And Consumer Products Limited, Jubilant Industries Inc., USA.

2. **Enterprises in which certain key management personnel are interested**

Jubilant Life Sciences Limited, HSSS Investment Holding Private Limited, SSBPB Investment Holding (P) Limited, KBHB Investment Holding (P) Limited

3. **Key management personnel (KMP)**

Mr. Manu Ahuja* (CEO and Managing Director)(w.e.f. 10 May 2018), Mr. Umesh Sharma**, Mr. Abhishek Mishra (Company Secretary) (w.e.f. 16 March 2018), Mr. Priyavrat Bhartia (Chairman), Mr. Shamit Bhartia (Director), Mr. Ramanathan Bupathy (Director), Mr. Sushil Kumar Roongta (Director), Ms Shivpriya Nanda (Director) and Mr. Radhey Shyam Sharma (Director) (w.e.f. 25 October 2018).

* He was appointed as CEO and Managing Director without remuneration w.e.f. May 10, 2018 for a period of three years and also serve and draw remuneration as CEO and Whole-time Director from Jubilant Agri and Consumer Products Limited, a wholly owned subsidiary of the Company.

**He was appointed as Chief Financial Officer (CFO) effective from 24 May 2017 and subsequently, he also appointed as Whole-time Director (WTD) effective from 16 March 2018. Further, he resigned from the position of WTD w.e.f. 10 May 2018.

4. **Other related entities**

VAM Employees Provident Fund Trust, Jubilant Bhartia Foundation.

5. **Details of related party transactions (at arm length):**

31 March 2020

(₹ in million)

Sr. No.	Particulars	Subsidiaries	Enterprises in which certain key management personnel are interested	Key management personnel	Others	Total
1	Rent expenses:					
	Jubilant Life Sciences Limited	-	0.18	-	-	0.18
		-	0.18	-	-	0.18
2	Remuneration (including perquisites):					
	Umesh Sharma (Chief Financial Officer)	-	-	0.26	-	0.26
	Abhishek Mishra (Company Secretary)	-	-	1.40	-	1.40
		-	-	1.66	-	1.66

(₹ in million)

Sr. No.	Particulars	Subsidiaries	Enterprises in which certain key management personnel are interested	Key management personnel	Others	Total
3	Sitting fees:					
	R. Bupathy (Director)	-	-	0.39	-	0.39
	S.K. Roongta (Director)	-	-	0.35	-	0.35
	Shivpriya Nanda (Director)	-	-	0.27	-	0.27
	Radhey Shyam Sharma (Director)	-	-	0.40	-	0.40
		-	-	1.41	-	1.41
4	Recovery of expenses:					
	Jubilant Life Sciences Limited	-	0.56	-	-	0.56
		-	0.56	-	-	0.56
5	Interest expenses					
	Jubilant Agri and Consumer Products Limited	0.69	-	-	-	0.69
		0.69	-	-	-	0.69
6	Interest income					
	Jubilant Agri and Consumer Products Limited	0.01	-	-	-	0.01
		0.01	-	-	-	0.01
7	Contribution towards provident fund:					
	VAM Employees Provident Fund Trust	-	-	-	0.61	0.61
		-	-	-	0.61	0.61
8	Conversion of share warrants in to equity shares					
	HSSS Investment Holding (P) Limited	-	119.99	-	-	119.99
	SSBPB Investment Holding (P) Limited	-	27.66	-	-	27.66
	KBHB Investment Holding (P) Ltd.	-	29.08	-	-	29.08
		-	176.73	-	-	176.73
9	Repayment of inter-corporate loan taken:					
	Jubilant Agri and Consumer Products Limited	6.50	-	-	-	6.50
		6.50	-	-	-	6.50
10	Inter-corporate loan given:					
	Jubilant Agri and Consumer Products Limited	8.30	-	-	-	8.30
		8.30	-	-	-	8.30
11	Trade payables:					
	Jubilant Life Sciences Limited	-	0.03	-	-	0.03
		-	0.03	-	-	0.03

(₹ in million)

Sr. No.	Particulars	Subsidiaries	Enterprises in which certain key management personnel are interested	Key management personnel	Others	Total
12	Other receivables:					
	Jubilant Life Sciences Limited	-	3.70	-	-	3.70
		-	3.70	-	-	3.70
13	Inter-corporate loan receivable:					
	Jubilant Agri and Consumer Products Limited	8.30	-	-	-	8.30
		8.30	-	-	-	8.30
14	Interest receivable on loan:					
	Jubilant Agri and Consumer Products Limited	0.01	-	-	-	0.01
		0.01	-	-	-	0.01
15	Outstanding investment in Equity share capital:					
	Jubilant Agri and Consumer Products Limited	2903.82	-	-	-	2903.82
		2903.82	-	-	-	2903.82
16	Outstanding investment in Equity stock:					
	Jubilant Industries Inc. USA	10.75	-	-	-	10.75
		10.75	-	-	-	10.75
17	Financial guarantee given on behalf of subsidiary and outstanding at the end of the year:					
	Jubilant Agri and Consumer Products Limited	2,163.37	-	-	-	2,163.37
		2,163.37	-	-	-	2,163.37

31 March 2019

(₹ in million)

Sr. No.	Particulars	Subsidiaries	Enterprises in which certain key management personnel are interested	Key management personnel	Others	Total
1	Rent expenses:					
	Jubilant Life Sciences Limited	-	0.18	-	-	0.18
		-	0.18	-	-	0.18
2	Remuneration (including perquisites):					
	Umesh Sharma (Whole-time Director)	-	-	0.03	-	0.03
	Umesh Sharma (Chief Financial Officer)	-	-	0.23	-	0.23
	Abhishek Mishra (Company Secretary)	-	-	1.31	-	1.31
		-	-	1.57	-	1.57

31 March 2019

(₹ in million)

Sr. No.	Particulars	Subsidiaries	Enterprises in which certain key management personnel are interested	Key management personnel	Others	Total
3	Sitting fees:					
	R. Bupathy (Director)	-	-	0.48	-	0.48
	S.K. Roongta (Director)	-	-	0.51	-	0.51
	Shivpriya Nanda (Director)	-	-	0.25	-	0.25
	Radhey Shyam Sharma (Director)	-	-	0.10	-	0.10
		-	-	1.34	-	1.34
4	Recovery of expenses:					
	Jubilant Life Sciences Limited	-	1.99	-	-	1.99
		-	1.99	-	-	1.99
5	Interest expenses:					
	Jubilant Agri and Consumer Products Limited	0.03	-	-	-	0.03
		0.03	-	-	-	0.03
6	Contribution towards provident fund:					
	VAM Employees Provident Fund Trust	-	-	-	0.30	0.30
		-	-	-	0.30	0.30
7	Allotment of equity shares					
	HSSS Investment Holding (P) Limited	-	166.13	-	-	166.13
		-	166.13	-	-	166.13
8	Allotment of share warrants					
	HSSS Investment Holding (P) Limited	-	30.00	-	-	30.00
		-	30.00	-	-	30.00
9	Inter-corporate loan taken:					
	Jubilant Agri and Consumer Products Limited	6.50	-	-	-	6.50
		6.50	-	-	-	6.50
10	Other payables:					
	Jubilant Agri and Consumer Products Limited	0.06	-	-	-	0.06
		0.06	-	-	-	0.06
11	Trade payables:					
	Jubilant Life Sciences Limited	-	0.30	-	-	0.30
		-	0.30	-	-	0.30
12	Other receivables:					
	Jubilant Life Sciences Limited	-	3.70	-	-	3.70
		-	3.70	-	-	3.70
13	Inter-corporate loan payable:					
	Jubilant Agri and Consumer Products Limited	6.50	-	-	-	6.50
		6.50	-	-	-	6.50

31 March 2019

(₹ in million)

Sr. No.	Particulars	Subsidiaries	Enterprises in which certain key management personnel are interested	Key management personnel	Others	Total
14	Interest payable on loan:					
	Jubilant Agri and Consumer Products Limited	0.03	-	-	-	0.03
		0.03	-	-	-	0.03
15	Outstanding investment in Equity share capital:					
	Jubilant Agri and Consumer Products Limited	189.39	-	-	-	189.39
		189.39	-	-	-	189.39
16	Outstanding investment in 10% Optionally convertible non-cumulative redeemable preference share capital:					
	Jubilant Agri and Consumer Products Limited	2462.13	-	-	-	2462.13
		2462.13	-	-	-	2462.13
17	Outstanding investment in 10% Non-cumulative redeemable preference share capital:					
	Jubilant Agri and Consumer Products Limited	157.14	-	-	-	157.14
		157.14	-	-	-	157.14
18	Outstanding investment in Equity stock:					
	Jubilant Industries Inc. USA	10.75	-	-	-	10.75
		10.75	-	-	-	10.75
19	Financial guarantee given on behalf of subsidiary and outstanding at the end of the year:					
	Jubilant Agri and Consumer Products Limited	2321.56	-	-	-	2321.56
		2321.56	-	-	-	2321.56

■ 34. Contingent Liabilities to the extent not provided for

A) Guarantees:

The Company has given corporate guarantee on behalf of its wholly owned subsidiary, Jubilant Agri and Consumer Products Limited to secure financial facilities granted by banks, details for guarantees as at 31 March 2020 are as under:

- a) To Axis Bank Ltd of ₹ 520.00 million (Previous Year: ₹ 520.00 million) for working capital facility (including non fund based facility) and effective guarantee is ₹ 336.51 million (Previous Year: ₹ 341.65 million).

- b) To Yes Bank Ltd of ₹ 680.00 million (Previous Year: ₹ 680.00 million) for working capital facility (including non fund based facility) and effective guarantee is ₹ 50.50 million (Previous Year: ₹ 90.43 million).
- c) To Corporation Bank of ₹ 200.00 million (Previous Year: ₹ 200.00 million) for working capital facility (including non fund based facility) and effective guarantee is ₹ 20.59 million (Previous Year: ₹ 47.70 million).
- d) To RBL Limited of ₹ 750.00 million (Previous Year: ₹ 750.00 million) for working capital facility (including non fund based facility) and effective guarantee is ₹ 446.92 million (Previous Year: ₹ 268.03 million).
- e) To RBL Limited of ₹ 1,812.50 million (Previous Year: ₹ 1,812.50 million) for term loan facility and effective guarantee is ₹ 1,308.75 million including interest (Previous Year: ₹ 1,573.75).

B) Claims against Company not acknowledged as debt:

Claims/Demands in respect of which proceeding or appeals are pending and are not acknowledged as debts on account of:

Particulars	(₹ in million)	
	As at 31 March 2020	As at 31 March 2019
Sales tax	15.23	15.23

35. Leases

The Company applies the short-term lease recognition exemption to its short-term leases (i.e., those leases that have a lease term of 12 months or less from the commencement date and do not contain a purchase option). Lease payments on short-term leases and leases of low-value assets are recognized as expense ₹ 0.18 million (Previous Year: ₹ 0.18 million) on a straight-line basis over the lease term.

36. Employee Stock Option Scheme

The Company has two Employee Stock Option Scheme namely,

- JIL Employee Stock Option Scheme 2013 ("Scheme 2013")
- JIL Employee Stock Option Scheme 2018 ("Scheme 2018")

Scheme 2013:

In terms of approval of members accorded and in accordance with SEBI (ESOP & ESPs) Guidelines, 1999, the Parent Company constituted "JIL Employees Stock Option Scheme 2013 (Scheme 2013)" for specified categories of employees and directors of the Company, its subsidiaries and holding companies. Under the Scheme 2013, up to 590000 stock options can be issued to eligible directors (other than promoter directors, independent directors and nominee directors of the Company/subsidiaries/holding companies) and other specified categories of employees of the Company/subsidiaries/holding companies. The options are to be granted at market price. As per SEBI Guidelines, the market price is taken as the closing price on the day preceding the date of grant of options, on the stock exchange where the trading volume is the highest.

Each option, upon vesting, shall entitle the holder to subscribe 1 (one) fully paid equity share of ₹ 10 of the Company. 20% of the options shall vest on first anniversary of the grant date, subsequent 30% shall vest on second anniversary and balance 50% of the options shall vest on the third anniversary of the grant date.

The Company has constituted a Compensation Committee, comprising of a majority of independent directors. This Committee is fully empowered to administer the Scheme 2013.

The movement in the stock option under the "Scheme 2013" during the year is set out below:

Particulars	For the year ended 31 March 2020		For the year ended 31 March 2019	
	Number of Options	Weighted Average Exercise Price (₹)	Number of Options	Weighted Average Exercise Price (₹)
Options outstanding at the beginning of the year	44,257	209.10	56,832	209.10
Granted during the year	60,000	104.00	-	-
Expired/Lapsed during the year	44,257	209.10	12,575	209.10
Options forfeited during the year	-	-	-	-
Options exercised during the year	-	-	-	-
Options outstanding at the end of the year	60,000	104.00	44,257	209.10

Expenses arising from share-based payment transaction

The expenses arising from share-based payment transaction recognized in Standalone Financial Statements as part of Investments ₹ 0.19 million (Previous Year: ₹ 1.85 million).

Scheme 2018:

In terms of approval of members accorded and in accordance with SEBI (Share Based Employee Benefits) Regulations, 2014, the Parent Company constituted "JIL Employees Stock Option Scheme 2018 (Scheme 2018)" for specified categories of employees and directors of the Company, its subsidiaries and holding companies. Under the Scheme 2018, up to 500000 stock options can be issued to eligible directors (other than promoter directors, independent directors and nominee directors of the Company/subsidiaries/holding companies) and other specified categories of employees of the Company/subsidiaries/holding companies. The options are to be granted at Face value of the equity share.

Each option, upon vesting, shall entitle the holder to subscribe 1 (one) fully paid equity share of ₹ 10 of the Company. Options shall vest at the end of the third year from the grant date.

The Company has constituted a Compensation Committee, comprising of a majority of independent directors. This Committee is fully empowered to administer the Scheme 2018.

There is no movement in the stock option under the "Scheme 2018" during the year.

37. Earnings per share (EPS)

Particulars			For the year ended 31 March 2020	For the year ended 31 March 2019
I	Profit computation for basic & diluted earnings per share of ₹ 10/- each			
	Net loss as per Statement of Profit & Loss available for equity shareholders	₹ in million	(27.76)	(27.25)
II	Weighted average number of equity shares for earnings per share computation			
	(A) For basic earnings per share*	Nos	13,773,724	12,439,046
	(B) For diluted earnings per share:			
	Nos of shares for basic EPS as per II (A)	Nos	13,773,724	12,439,046
	Add: Weighted average outstanding options related to employee stock options	Nos	-	-
	Nos of shares for diluted earnings per share	Nos	13,773,724	12,439,046
III	Earnings per share			
	Basic	₹	(2.02)	(2.19)
	Diluted	₹	(2.02)	(2.19)

*

Particulars	For the year ended 1 March 2020	For the year ended 31 March 2019
Number of Shares at the beginning of the year	13,731,101	11,931,101
Add: 13,00,000 Equity shares issued on 20 March 2020 (Previous Year: 18,00,000 Equity shares issued on 19 December 2018)		
Current Year: $1300000/366*12$ (Previous Year: $1800000/365*103$)	42,623	507,945
Weighted average number of equity shares	13,773,724	12,439,046

38. Previous year figures have been re-grouped and re-arranged wherever necessary to conform current year's classification.

The accompanying notes "1" to "38" form an integral part of the financial statements.

In terms of our report of even date.

For BGJC & Associates LLP

Chartered Accountants

Firm Registration Number : 003304N/N500056

Pranav Jain

Partner

Membership No. 098308

Abhishek Mishra

Company Secretary

Membership No. F9566

Umesh Sharma

Chief Financial Officer

Priyavrat Bhartia

Chairman

DIN: 00020603

Place : New Delhi

Date : 21 May, 2020

Place : Greater Noida

Date : 21 May, 2020

Manu Ahuja
CEO & Managing Director

DIN: 05123127

» INDEPENDENT AUDITOR'S REPORT

■ Report on the Audit of Consolidated Financial Statements

■ Opinion

We have audited the accompanying consolidated financial statements of **Jubilant Industries Limited** (the "Holding Company") and its subsidiaries (Holding company and its subsidiaries together referred to as "the Group"), which comprise the consolidated Balance Sheet as at March 31, 2020, the consolidated Statement of Profit and Loss (including Other Comprehensive Income) for the year ended on that date, the consolidated Statement of Changes in Equity and the consolidated Statement of Cash Flows for the year ended on that date, and a summary of the significant accounting policies and other explanatory information (hereinafter referred to as "the consolidated financial statements").

In our opinion and to the best of our information and according to the explanations given to us, the aforesaid consolidated financial statements give a true and fair view in conformity with Indian Accounting Standards prescribed under section 133 of the Companies Act, 2013 ('the Act') and other accounting principles generally accepted in India, of the consolidated state of affairs of the Group as at March 31, 2020, the consolidated profit and total comprehensive income for the year ended on that date, the consolidated changes in equity and consolidated cash flows for the year ended on that date.

■ Basis for Opinion

We conducted our audit of the consolidated financial statements in accordance with the Standards on Auditing (SAs) issued by the Institute of Chartered Accountants of India (ICAI). Our responsibilities under those Standards are further described in the Auditor's Responsibilities for the Audit of the Consolidated Financial Statements section of our report. We are independent of the Group in accordance with the Code of Ethics issued by the Institute of Chartered Accountants of India together with the ethical requirements that are relevant to our audit of the

consolidated financial statements under the provisions of the Act and the Rules made there under, and we have fulfilled our other ethical responsibilities in accordance with these requirements and the Code of Ethics. We believe that the audit evidence we have obtained is sufficient and appropriate to provide a basis for our opinion.

■ Information other than the financial statements and auditor's report thereon

The Holding Company's Board of Directors is responsible for the other information. The other information comprises the information included in the Management Discussion and Analysis, Board's Report including annexure to Board's Report, Business Responsibility Report, Corporate Governance and Shareholder's Information, but does not include the financial statements and our auditor's report thereon.

Our opinion on the consolidated financial statements does not cover the other information and we do not express any form of assurance conclusion thereon.

In connection with our audit of the consolidated financial statements, our responsibility is to read the other information and, in doing so, consider whether the other information is materially inconsistent with the consolidated financial statements or our knowledge obtained during the course of our audit or otherwise appears to be materially misstated.

If, based on the work we have performed, we conclude that there is a material misstatement of this other information; we are required to report that fact. We have nothing to report in this regard.

■ Key Audit Matters

Key audit matters are those matters that, in our professional judgment, were of most significance in our audit of the financial statements of the current period. These matters were addressed in the context of our audit of the consolidated financial statements as a whole, and in forming our opinion thereon, and we do not provide a separate opinion on these matters.

KEY AUDIT MATTER	RESPONSE TO KEY AUDIT MATTER
<p>Valuation of trade receivables</p> <p>Trade receivables comprise a significant portion of the liquid assets of the Group. Accordingly, the estimation of the allowance for trade receivables is a significant judgement area and is therefore considered a key audit matter.</p>	<p>Principal Audit Procedures</p> <p>Our audit approach was a combination of test of internal controls and substantive procedures which included the following:</p> <ul style="list-style-type: none"> • Evaluate and test the controls for managing segment-wise trade receivables and subsequent recovery. • Validated the assumptions underlying the Expected Credit Loss policy as per Ind AS 109. • Assess the recoverability and provisions of long outstanding/disputed receivables where considered doubtful for recovery. • Obtain independent confirmations and perform alternate audit procedures in case of non-responses. • Assess the appropriateness and completeness of the related disclosure.

KEY AUDIT MATTER	RESPONSE TO KEY AUDIT MATTER
<p>Existence & Valuation of inventory</p> <p>Inventory comprises a significant portion of the liquid assets of the Group. Various procedures are involved in validating inventory quantities across locations.</p>	<p>Principal Audit Procedures</p> <p>Our audit approach was a combination of test of internal controls and substantive procedures which included the following:</p> <ul style="list-style-type: none"> • Identify and assess segment-wise slow moving material for valuation and the process of providing provision to capture obsolescence. • Overall inventory reconciliation including opening stock, purchases, consumption and closing stock. • Review the policy of physical verification of inventory and its operational implementation. • Obtain net realisable value for all products and evaluate reasonableness of carrying value of inventories. • Assess the appropriateness and completeness of the related disclosure.
<p>Capital Work-in-progress/Property, Plant & Equipment (PPE)</p> <p>The projects need to be capitalized and depreciated once the assets are ready for use as intended by the management. Inappropriate timing of capitalization of the project and/or inappropriate classification of categories of items of PPE could result in material misstatement of Capital work-in-progress/ PPE with a consequent impact on depreciation charge and results for the year.</p> <p>Accordingly, the same has been as a significant judgement area and is therefore considered a key audit matter.</p>	<p>Principal Audit Procedures</p> <p>Our audit approach was a combination of test of internal controls and substantive procedures which included the following:</p> <ul style="list-style-type: none"> • Evaluate the assumptions made by management in the determination of residual values and useful lives to ensure that these are consistent with the principles of Ind AS 16 Property, plant, and equipment (PPE). • Test capital work in progress particularly in respect of recording of additions to items of various categories of PPE with source documentation. • Substantive testing of appropriateness of the cut-off date considered for project capitalization. • Test the source documentation to determine whether the expenditure is of capital nature and has been appropriately approved and segregated into appropriate categories. • Review the PPE schedule and analyse the management's assessment for impairment in carrying amount of PPE in accordance with Ind-AS. • Physically verify existence of capital work in progress/PPE by visiting sites. • Assess the appropriateness and completeness of the related disclosure.

■ Responsibilities of the Management and Those Charged with Governance for the Consolidated Financial Statements

The Holding Company's Board of Directors is responsible for the matters stated in section 134(5) of the Companies Act, 2013 ("the Act") with respect to the preparation and presentation of these consolidated financial statements that give a true and fair view of the consolidated financial position, consolidated financial performance, consolidated total comprehensive income, consolidated changes in equity and consolidated cash flows of the Group in accordance with Indian Accounting Standards and other accounting principles generally accepted in India. The respective Board of Directors of the Companies included in the Group is responsible for maintenance of the adequate accounting records in accordance with the provisions of the Act for safeguarding the assets of the Company and for preventing and detecting frauds and other irregularities; selection and application of appropriate accounting policies; making judgments and estimates that are reasonable and prudent; and design, implementation and maintenance of adequate internal financial controls, that were operating effectively for ensuring the accuracy and completeness of the accounting records, relevant to the preparation and presentation of the consolidated financial statements that give a true and fair view and are free from material misstatement, whether due to fraud or error.

In preparing the consolidated financial statements, the respective Board of Directors of the Companies included in the Group is responsible for assessing the ability of the Company to continue as a going concern, disclosing, as applicable, matters related to going concern and using the going concern basis of accounting unless management either intends to liquidate the Company or to cease operations, or has no realistic alternative but to do so. The respective Board of Directors of the Companies included in the Group is also responsible for overseeing the financial reporting process of the Company.

■ Auditor's Responsibilities for the Audit of the Consolidated Financial Statements

Our objectives are to obtain reasonable assurance about whether the consolidated financial statements as a whole are free from material misstatement, whether due to fraud or error, and to issue an auditor's report that includes our opinion. Reasonable assurance is a high level of assurance, but is not a guarantee that an audit conducted in accordance with SAs will always detect a material misstatement when it exists. Misstatements can arise from fraud or error and are considered material if, individually or in the aggregate, they could reasonably be expected to influence the economic decisions of users taken on the basis of these consolidated financial statements.

As part of an audit in accordance with SAs, we exercise professional judgment and maintain professional scepticism throughout the audit. We also:

- Identify and assess the risks of material misstatement of the consolidated financial statements, whether due to fraud or error, design and perform audit procedures responsive to those risks, and obtain audit evidence that is sufficient and appropriate to provide a basis for our opinion. The risk of not detecting a material misstatement resulting from fraud is higher than for one resulting from error, as fraud may involve collusion, forgery, intentional omissions, misrepresentations, or the override of internal control.
- Obtain an understanding of internal financial controls relevant to the audit in order to design audit procedures that are appropriate in the circumstances, for the purpose of expressing an opinion on effectiveness of the Company's internal financial controls.
- Evaluate the appropriateness of accounting policies used and the reasonableness of accounting estimates and related disclosures made by management.
- Conclude on the appropriateness of management's use of the going concern basis of accounting and, based on the audit evidence obtained, whether a material uncertainty exists related to events or conditions that may cast significant doubt on the ability of the Company to continue as a going concern. If we conclude that a material uncertainty exists, we are required to draw attention in our auditor's report to the related disclosures in the consolidated financial statements or, if such disclosures are inadequate, to modify our opinion. Our conclusions are based on the audit evidence obtained up to the date of our auditor's report. However, future events or conditions may cause the Group to cease to continue as a going concern.

- Evaluate the overall presentation, structure and content of the consolidated financial statements, including the disclosures, and whether the consolidated financial statements represent the underlying transactions and events in a manner that achieves fair presentation.
- Obtain sufficient appropriate audit evidence regarding the financial information of the entities or business activities within the Group to express an opinion on the consolidated financial statements.

We believe that the audit evidence obtained by us along with the consideration of audit report of the other auditor referred to in the Other Matters paragraph below, is sufficient and appropriate to provide a basis for our audit opinion on the consolidated financial statements.

Materiality is the magnitude of misstatements in the consolidated financial statements that, individually or in aggregate, makes it probable that the economic decisions of a reasonably knowledgeable user of the consolidated financial statements may be influenced. We consider quantitative materiality and qualitative factors in (i) planning the scope of our audit work and in evaluating the results of our work; and (ii) to evaluate the effect of any identified misstatements in the financial statements.

We communicate with those charged with governance regarding, among other matters, the planned scope and timing of the audit and significant audit findings, including any significant deficiencies in internal control that we identify during our audit.

We also provide those charged with governance with a statement that we have complied with relevant ethical requirements regarding independence, and to communicate with them all relationships and other matters that may reasonably be thought to bear on our independence, and where applicable, related safeguards.

From the matters communicated with those charged with governance, we determine those matters that were of most significance in the audit of the annual financial statements of the current period and are therefore the key audit matters. We describe these matters in our auditor's report unless law or regulation precludes public disclosure about the matter or when, in extremely rare circumstances, we determine that a matter should not be communicated in our report because the adverse consequences of doing so would reasonably be expected to outweigh the public interest benefits of such communication.

■ Other matters

The comparative financial information of the Company for the year ended March 31, 2019 included in the financial statements, are based on the previously issued statutory financial statements audited by the predecessor auditor whose report for the year ended March 31, 2019 dated

May 16, 2019 expressed an unmodified opinion on those financial statements.

Our opinion is not modified in respect of this matter.

■ Report on Other Legal and Regulatory Requirements

(1) As required by Section 143(3) of the Act, we report that:

- a. We have sought and obtained all the information and explanations which to the best of our knowledge and belief were necessary for the purposes of our audit;
- b. In our opinion, proper books of account as required by law have been kept by the Company so far as it appears from our examination of those books;
- c. The consolidated Balance Sheet, the consolidated Statement of Profit and Loss, consolidated Cash Flow Statement and the consolidated Statement of Changes in Equity dealt with by this Report are in agreement with the books of account;
- d. In our opinion, the aforesaid consolidated financial statements read with notes thereto comply with the Indian Accounting Standards specified under Section 133 of the Act read with Rule 7 of the Companies (Accounts) Rules, 2014;
- e. On the basis of the written representations received from the directors of the Holding Company as on March 31, 2020 taken on record by the Boards of Directors of the Holding Company and its subsidiary incorporated in India and the reports of the statutory auditors of its subsidiary company incorporated in India, none of the directors of the Group companies incorporated in India is disqualified as on March 31, 2020 from being appointed as a director in terms of Section 164 (2) of the Act;
- f. With respect to the adequacy of the internal financial controls over financial reporting of the holding company and subsidiary company incorporated in India and the operating

effectiveness of such controls, we give our separate Report in "Annexure 1";

- g. With respect to the other matters to be included in the Auditor's Report in accordance with the requirements of section 197(16) of the Act, as amended:

In our opinion and to the best of our information and according to the explanations given to us, the Holding Company has not paid / provided any remuneration to its directors during the year; and

- h. With respect to the other matters to be included in the Auditor's Report in accordance with Rule 11 of the Companies (Audit and Auditors) Rules, 2014, in our opinion and to the best of our information and according to the explanations given to us:
 - (i) The Company has disclosed the impact of pending litigations on its financial position in its consolidated financial statements – Refer Note 37 on Contingent Liabilities to the consolidated financial statements;
 - (ii) The Company did not have any long-term contracts including derivative contracts. Hence, the question of any material foreseeable losses does not arise; and
 - (iii) There were no amounts which were required to be transferred to the Investor Education and Protection Fund by the Company.

For **BGJC & Associates LLP**

Chartered Accountants

Firm's Registration No.: 003304N/N500056

Pranav Jain

Partner

Place: New Delhi

Date: May 21, 2020

Membership Number: 098308

UDIN: 20098308AAAABY6349

» ANNEXURE 1 TO THE INDEPENDENT AUDITOR'S REPORT

■ [Referred to under 'Report on Other Legal and Regulatory Requirements' in the Independent Auditor's Report of even date to the members of Jubilant Industries Limited on the consolidated financial statements for the year ended March 31, 2020]

■ Report on the Internal Financial Controls under Clause (i) of Sub-section 3 of Section 143 of the Companies Act, 2013 ("the Act")

In conjunction with our audit of the consolidated financial statements of the Company as of and for the year ended March 31, 2020, we have audited the internal financial controls over financial reporting of **Jubilant Industries Limited** (the "Holding Company") and its subsidiary company (the Holding company and its subsidiaries together referred to as "the Group"), which are companies incorporated in India, as of that date.

■ Management's Responsibility for Internal Financial Controls

The respective Board of Directors of the Group which are companies incorporated in India, are responsible for establishing and maintaining internal financial controls based on the internal control over financial reporting criteria established by the Company considering the essential components of internal control stated in the Guidance Note on Audit of Internal Financial Controls Over Financial Reporting issued by the Institute of Chartered Accountants of India (ICAI). These responsibilities include the design, implementation and maintenance of adequate internal financial controls that were operating effectively for ensuring the orderly and efficient conduct of its business, including adherence to the respective company's policies, the safeguarding of its assets, the prevention and detection of frauds and errors, the accuracy and completeness of the accounting records, and the timely preparation of reliable financial information, as required under the Companies Act, 2013.

■ Auditor's Responsibility

Our responsibility is to express an opinion on the Company's internal financial controls over financial reporting based on our audit. We conducted our audit in accordance with the Guidance Note on Audit of Internal Financial Controls Over Financial Reporting (the "Guidance Note") and the Standards on Auditing specified under section 143(10) of the Act, to the extent applicable to an audit of internal financial controls, both issued by the ICAI. Those Standards and the Guidance Note require that we comply with ethical requirements and plan and perform the audit to obtain reasonable assurance about whether adequate internal financial controls over financial reporting was established and maintained and if such controls operated effectively in all material respects.

Our audit involves performing procedures to obtain audit evidence about the adequacy of the internal financial controls system over financial reporting and their operating effectiveness. Our audit of internal financial controls over financial reporting included obtaining an understanding of internal financial controls over financial reporting, assessing the risk that a material weakness exists, and testing and evaluating the design and operating effectiveness of internal control based on the assessed risk. The procedures selected depend on the auditor's judgement, including the assessment of the risks of material misstatement of the financial statements, whether due to fraud or error.

We believe that the audit evidence we have obtained is sufficient and appropriate to provide a basis for our audit opinion on the internal financial controls system over financial reporting of the Company and its subsidiary companies, which are companies incorporated in India.

■ Meaning of Internal Financial Controls over Financial Reporting

A company's internal financial control over financial reporting is a process designed to provide reasonable assurance regarding the reliability of financial reporting and the preparation of financial statements for external purposes in accordance with generally accepted accounting principles. A company's internal financial control over financial reporting includes those policies and procedures that (1) pertain to the maintenance of records that, in reasonable detail, accurately and fairly reflect the transactions and dispositions of the assets of the company; (2) provide reasonable assurance that transactions are recorded as necessary to permit preparation of financial statements in accordance with generally accepted accounting principles, and that receipts and expenditures of the company are being made only in accordance with authorisations of management and directors of the company; and (3) provide reasonable assurance regarding prevention or timely detection of unauthorised acquisition, use, or disposition of the company's assets that could have a material effect on the financial statements.

■ Inherent Limitations of Internal Financial Controls over Financial Reporting

Because of the inherent limitations of internal financial controls over financial reporting, including the possibility of collusion or improper management override of controls, material misstatements due to error or fraud may occur

and not be detected. Also, projections of any evaluation of the internal financial controls over financial reporting to future periods are subject to the risk that the internal financial control over financial reporting may become inadequate because of changes in conditions, or that the degree of compliance with the policies or procedures may deteriorate.

■ Opinion

In our opinion, the Group, which are companies incorporated in India, have, in all material respects, an adequate internal financial controls system over financial reporting and such internal financial controls over financial reporting were operating effectively as at March 31, 2020,

based on the internal control over financial reporting criteria established by the Company considering the essential components of internal control stated in the Guidance Note on Audit of Internal Financial Controls Over Financial Reporting issued by the ICAI.

For **BGJC & Associates LLP**
Chartered Accountants
Firm's Registration No.: 003304N/N500056

Pranav Jain
Partner

Place: New Delhi
Date: May 21, 2020

Membership Number: 098308
UDIN: 20098308AAAAABY6349

» CONSOLIDATED BALANCE SHEET

As at 31 March 2020

(₹ in million)

	Notes	As at 31 March 2020	As at 31 March 2019
ASSETS			
Non-current assets			
Property, plant and equipment	3	1,386.92	1,223.03
Capital work-in-progress		91.60	50.05
Other Intangible assets	4	22.51	22.15
Financial assets			
(i) Loans	5	0.79	0.84
(ii) Other financial assets	6	3.31	4.50
Deferred tax assets (net)	7	865.46	863.12
Other non-current assets	8	24.76	22.14
Total non-current assets		2,395.35	2,185.83
Current assets			
Inventories	9	742.36	663.54
Financial assets			
(i) Investments	10	0.35	0.37
(ii) Trade receivables	11	931.63	983.28
(iii) Cash and cash equivalents	12 (a)	20.28	33.85
(iv) Other bank balances	12 (b)	2.09	2.09
(v) Loans	5	1.36	1.15
(vi) Other financial assets	6	7.82	7.84
Current tax assets (net)		4.68	6.20
Other current assets	8	206.31	167.00
Total current assets		1,916.88	1,865.32
Total Assets		4,312.23	4,051.15
EQUITY AND LIABILITIES			
Equity			
Equity share capital	13	150.31	137.31
Other equity	13 (a)	792.55	503.96
Total equity		942.86	641.27
Liabilities			
Non-current liabilities			
Financial liabilities			
(i) Borrowings	14 (a)	1,044.21	1,340.31
(ii) Other financial liabilities	15	103.13	32.41
Provisions	16	115.34	102.90
Total non-current liabilities		1,262.68	1,475.62
Current liabilities			
Financial liabilities			
(i) Borrowings	14 (b)	455.34	387.53
(ii) Trade payables:			
Total outstanding dues of micro enterprises and small enterprises	17	16.01	8.28
Total outstanding dues of creditors other than micro enterprises and small enterprises	17	824.58	855.47
(iii) Other financial liabilities	15	680.63	547.74
Other liabilities	18	77.49	84.77
Provisions	16	51.85	48.82
Current tax liabilities (net)		0.79	1.65
Total current liabilities		2,106.69	1,934.26
Total Equity and Liabilities		4,312.23	4,051.15
Corporate information and Significant accounting policies	1 & 2		
Notes to the financial statements	3 to 44		
The accompanying notes "1" to "44" form an integral part of the consolidated financial statements			

In terms of our report of even date.

For BGJC & Associates LLP

Chartered Accountants

Firm Registration Number : 003304N/N500056

Pranav Jain

Partner

Membership No. 098308

Abhishek Mishra

Company Secretary

Membership No. F9566

Umesh Sharma

Chief Financial Officer

Priyavrat Bhartia

Chairman

DIN: 00020603

Place : New Delhi

Date : 21 May, 2020

Place : Greater Noida

Date : 21 May, 2020

Manu Ahuja

CEO & Managing Director

DIN: 05123127

CONSOLIDATED STATEMENT OF PROFIT AND LOSS

For the year ended 31 March 2020

(₹ in million)

	Notes	For the year ended 31 March 2020	For the year ended 31 March 2019
Revenue from operations	19	5,444.03	5,588.96
Other Income	20	17.56	6.76
Total income		5,461.59	5,595.72
EXPENSES			
Cost of materials consumed	21	2,942.41	3,089.56
Purchases of stock-in-trade	22	60.52	53.32
Changes in inventories of finished goods, stock-in-trade and work-in-progress	23	(49.16)	86.49
Employee benefits expense	24	735.81	701.37
Finance costs	25	216.94	253.33
Depreciation & amortization expense	3 & 4	115.03	90.66
Other expenses	26	1,267.16	1,300.25
Total expenses		5,288.71	5,574.98
Profit before tax		172.88	20.74
Tax Expenses:	27		
- Current Tax		1.19	1.12
- Deferred tax charge / (Credit)		-	49.79
Profit/(Loss) for the year		171.69	(30.17)
Other Comprehensive Income			
<i>Items that will not be reclassified to profit or loss and its related income tax effects</i>			
<i>(Net of income tax)</i>			
Changes in fair value of investments which are classified at fair value through OCI		(0.02)	0.01
Remeasurements of the defined benefit obligations		(6.68)	1.91
Income tax charge/(credit) relating to items that will not be reclassified to profit or loss	27	(2.34)	0.67
<i>Items that will be reclassified to profit or loss and its related income tax effects</i>			
<i>(Net of income tax)</i>			
Exchange differences in translating the financial statements of foreign operations		1.52	2.05
Other comprehensive income/(loss) for the year (net of tax)		(2.84)	3.30
Total comprehensive income/(loss) for the year		168.85	(26.87)
Profit/(Loss) is attributable to:			
Owners of the Company		171.69	(30.17)
Non-controlling interests		-	-
		171.69	(30.17)
Other comprehensive income/(loss) is attributable to:			
Owners of the Company		(2.84)	3.30
Non-controlling interests		-	-
		(2.84)	3.30
Total comprehensive income/(loss) is attributable to:			
Owners of the Company		168.85	(26.87)
Non-controlling interests		-	-
		168.85	(26.87)
Earnings per equity share of ₹ 10.00 each			
Basic (In ₹)	43	12.47	(2.43)
Diluted (In ₹)	43	12.47	(2.43)
Corporate information and Significant accounting policies	1 & 2		
Notes to the financial statements	3 to 44		

In terms of our report of even date.

For BGJC & Associates LLP
Chartered Accountants
Firm Registration Number : 003304N/N500056

Pranav Jain
Partner
Membership No. 098308

Abhishek Mishra
Company Secretary
Membership No. F9566

For and on behalf of the Board of **Jubilant Industries Limited**

Umesh Sharma
Chief Financial Officer

Priyavrat Bhartia
Chairman
DIN: 00020603

Place : New Delhi
Date : 21 May, 2020

Place : Greater Noida
Date : 21 May, 2020

Manu Ahuja
CEO & Managing Director
DIN: 05123127

CONSOLIDATED STATEMENT OF CHANGES IN EQUITY

For the year ended 31 March 2020

A. Equity share capital

(₹ in million)

Balance as at 31 March 2018	119.31
Changes in the equity share capital during the year (Refer note 13.4)	18.00
Balance as at 31 March 2019	137.31
Changes in the equity share capital during the year (Refer note 13.4)	13.00
Balance as at 31 March 2020	150.31

B. Other equity

(₹ in million)

	Attributable to owners of the Company								Total attributable to owners of the Company	Attributable to non-controlling interest	Total
	Money received upon issue of share warrants	Securities premium	General reserve	Share based payment reserve*	Retained earnings	Items of other Comprehensive Income					
						Equity instruments through OCI	Foreign currency translation reserve	Remeasurement of defined benefits obligations			
As at 31 March 2018	-	831.27	231.51	3.39	(805.48)	0.21	(1.84)	(0.97)	258.09	-	258.09
Profit/(loss) for the year	-	-	-	-	(30.17)	-	-	-	(30.17)	-	(30.17)
Other comprehensive income/(loss)	-	-	-	-	-	0.01	2.05	1.24	3.30	-	3.30
Total comprehensive income/(loss) for the year	-	-	-	-	(30.17)	0.01	2.05	1.24	(26.87)	-	(26.87)
Employee stock option expense	-	-	-	1.85	-	-	-	-	1.85	-	1.85
Upon issue of share capital (Refer note 13.4)	-	226.71	-	-	-	-	-	-	226.71	-	226.71
Upon issue of share warrant (Refer note 13 (a).1)	44.18	-	-	-	-	-	-	-	44.18	-	44.18
Transfer to general reserve	-	-	0.75	(0.75)	-	-	-	-	-	-	-
As at 31 March 2019	44.18	1057.98	232.26	4.49	(835.65)	0.22	0.21	0.27	503.96	-	503.96
Profit/(loss) for the year	-	-	-	-	171.69	-	-	-	171.69	-	171.69
Other comprehensive income/(loss)	-	-	-	-	-	(0.01)	1.52	(4.35)	(2.84)	-	(2.84)
Total comprehensive income/(loss) for the year	-	-	-	-	171.69	(0.01)	1.52	(4.35)	168.85	-	168.85
Employee stock option expense	-	-	-	0.19	-	-	-	-	0.19	-	0.19
Upon issue of share capital (Refer note 13.4)	(44.18)	163.73	-	-	-	-	-	-	119.55	-	119.55
Transfer to general reserve	-	-	3.44	(3.44)	-	-	-	-	-	-	-
As at 31 March 2020	-	1221.71	235.70	1.24	(663.96)	0.21	1.73	(4.08)	792.55	-	792.55

* Refer note 41.

CONSOLIDATED STATEMENT OF CHANGES IN EQUITY

For the year ended 31 March 2020

Notes:

- **Security premium**

The unutilized accumulated excess of issue price over face value on issue of shares. This is utilized in accordance with the provision of the Act.

- **General reserve**

This represents appropriation of profit by the Company and is available for distribution of dividend.

- **Share based payment reserve**

The fair value of the equity settled share based payment transactions with employees is recognized in Statement of Profit and Loss with corresponding credit to Share based payment reserve. Further, equity settled share based payment transaction with employees of subsidiary is recognized in investment of subsidiaries with corresponding credit to Share based payment reserve. Balance of a share based payment reserve is transferred to general reserve upon expiry of grants or upon exercise of stock options by an employee.

- **Equity instrument through OCI**

The Group has elected to recognize changes in fair value of certain investment in equity securities through other comprehensive income. These changes are accumulated within the equity instrument through OCI within equity. The Group transfers amount therefrom to retained earnings when the relevant securities are derecognized.

- **Remeasurement of defined benefit obligation**

Re-measurement of defined benefits obligation comprises actuarial gains and losses and return on plan assets.

- **Foreign currency translation reserve**

Exchange differences arising on translation of the foreign operations are recognized in other comprehensive income as described in accounting policy and accumulated in a separate reserve within equity. The cumulative amount is reclassified to profit or loss when the Group dispose or partially dispose off its interest in a foreign operation through sale, liquidation, repayment of share capital or abandonment of all, or part of, that entity.

The accompanying notes "1" to "44" form an integral part of the consolidated financial statements.

In terms of our report of even date.

For BGJC & Associates LLP

Chartered Accountants

Firm Registration Number : 003304N/N500056

Pranav Jain

Partner

Membership No. 098308

Place : New Delhi

Date : 21 May, 2020

Abhishek Mishra

Company Secretary

Membership No. F9566

Place : Greater Noida

Date : 21 May, 2020

Umesh Sharma

Chief Financial Officer

For and on behalf of the Board of **Jubilant Industries Limited**

Priyavrat Bhartia

Chairman

DIN: 00020603

Manu Ahuja

CEO & Managing Director

DIN: 05123127



» CONSOLIDATED STATEMENT OF CASH FLOWS
For the year ended 31 March 2020

(₹ in million)

	For the year ended 31 March 2020	For the year ended 31 March 2019
A. Cash flow from operating activities:		
Net profit before tax	172.88	20.74
Adjustments for:		
Depreciation & amortization expense	115.03	90.66
(Gain)/Loss on sale/disposal/discard/impairment of property, plant and equipment (net)	0.05	(0.07)
Finance costs	216.94	253.33
Employee share-based payment expense	0.19	1.85
Unrealized (gain)/loss on foreign exchange (net)	(5.31)	(0.20)
Gain on termination of lease	(0.06)	-
Property, plant and equipment & capital work-in-progress written off	3.17	-
Interest income	(0.79)	(4.45)
	329.22	341.12
Operating cash flow before working capital changes	502.10	361.86
Adjustments for:		
(Increase)/Decrease in trade receivables, loans, other financial assets and other assets	29.87	(9.33)
(Increase)/Decrease in inventories	(78.82)	66.50
Increase/(Decrease) in trade payables, other financial liabilities, other liabilities and provisions	19.98	216.37
Cash generated from operations	473.13	635.40
Direct taxes (paid)/refund (net)	(0.42)	6.09
Net cash generated from operating activities	472.71	641.49
B. Cash flow from investing activities:		
Purchases of property, plant and equipment, other intangible assets	(194.21)	(71.53)
Sale of property, plant and equipment	2.50	3.26
Interest received	0.39	3.22
Net cash used in investing activities	(191.32)	(65.05)
C. Cash flow arising from financing activities:		
Proceeds from issue of shares (Refer note 13.4)	132.55	244.71
Proceeds from issue of share warrants (Refer note 13 (a).1)	-	44.18
Repayment of long term borrowings (Refer note 34)	(265.00)	(212.30)
Payment of lease obligation	(29.88)	-
Proceeds from / (Repayment) of short term borrowings (net) (Refer note 34)	209.77	(316.14)
Proceeds from inter-corporate borrowings from related parties (Refer note 34 & 36)	50.00	150.00
Repayment of inter-corporate borrowings from related parties (Refer note 34 & 36)	(200.00)	(280.22)
Payment of unpaid dividend	-	(0.24)
Finance costs paid	(193.92)	(243.31)
Net cash outflow in course of financing activities	(296.48)	(613.32)

CONSOLIDATED STATEMENT OF CASH FLOWS

As at 31 March 2020

(₹ in million)

	For the year ended 31 March 2020	For the year ended 31 March 2019
D. Effect of exchange rate changes		
Exchange difference in translating the financial statements	1.52	2.05
Net decrease in cash & cash equivalents (A+B+C+D)	(13.57)	(34.83)
Add: Cash & cash equivalents at the beginning of the year	33.85	68.68
Cash & cash equivalents at the close of the year	20.28	33.85
Components of cash and cash equivalents		
Balance With Banks		
- On current accounts	20.09	23.88
Cash on hand	0.19	0.15
Cheques/Drafts on hand	-	9.82
	20.28	33.85

Notes:

- i) Consolidated Statement of Cash Flow has been prepared under the Indirect Method as set out in the Ind AS 7 "Statement of Cash Flows".
- ii) Acquisition/Purchase of property, plant and equipment/other intangible assets includes movement of capital work-in-progress, intangible assets under development and capital advances/payables during the year.

In terms of our report of even date.

For BGJC & Associates LLP

Chartered Accountants

Firm Registration Number : 003304N/N500056

Pranav Jain

Partner

Membership No. 098308

Abhishek Mishra

Company Secretary

Membership No. F9566

Umesh Sharma

Chief Financial Officer

Priyavrat Bhartia

Chairman

DIN: 00020603

Place : New Delhi

Date : 21 May, 2020

Place : Greater Noida

Date : 21 May, 2020

Manu Ahuja
CEO & Managing Director

DIN: 05123127

1. Corporate Information

Jubilant industries Limited ("the Company" or the "Parent Company") is a public limited company domiciled in India and incorporated under the provisions of the Companies Act, 1956. Its shares are listed on the BSE Limited and the National Stock Exchange of India Limited. The consolidated financial statements of the Company as at and for the year ended on 31 March 2020 comprise the Company and its subsidiaries (together referred to as "the Group"). Presently, the Group is engaged in the business of manufacturing and sale of agri, industrial polymers and consumer products. The Group caters to both domestic and international markets. The registered office of the Company is situated at Bhartiagram, Gajraula District Amroha-244 223.

These financial statements were authorised for issuance by the Board of Directors of the Company in their meeting held on May 21, 2020.

2. Significant accounting policies

This note provides significant accounting policies adopted and applied in the preparation of these consolidated financial statements. These policies have been consistently applied to all the years presented, unless otherwise stated.

(a) Basis of preparation

(i) Statement of compliance

The consolidated financial statements have been prepared in accordance with Indian Accounting Standards (Ind AS) as per the Companies (Indian Accounting Standards) Rules, 2015 notified under Section 133 of Companies Act, 2013 ("the Act") and other relevant provisions of the Act. The financial statements of the Company are presented in Indian Rupee and all values are rounded to the nearest million, except as stated otherwise.

(ii) Historical cost convention

The consolidated financial statements have been prepared on a historical cost convention on accrual basis except for the following material items those have been measured at fair value as required by relevant Ind AS:

- Certain financial assets and liabilities measured at fair value (refer accounting policy regarding financial instruments);
- Defined benefit plans and other long-term employee benefits;
- Share-based payment transactions;
- Investment in equity instruments.

(b) Principles of consolidation

The consolidated financial statements comprises the financial statement of the Company and its subsidiaries as at 31 March 2020. Subsidiaries are those entities in which the parent directly or indirectly has interest more than 50% of the voting power or otherwise control the composition of the board or governing body so as to obtain economic benefits from activities.

Consolidated financial statements are prepared using uniform accounting policies for like transactions and other events in similar circumstances. If a member of the Group uses accounting policies other than those adopted in the consolidated financial statements for like transactions and events in similar circumstances, appropriate adjustments are made to that Group member's financial statements in preparing the consolidated financial statements to ensure conformity with the Group's accounting policies.

The details of the consolidated entities are as follows:

Sr. No.	Name	Country of Incorporation	Name of the Parent	Percentage of ownership
1	Jubilant Agri and Consumer Products Ltd.	India	Jubilant Industries Ltd.	100%
2	Jubilant Industries Inc. USA	United States of America	Jubilant Industries Ltd.	100%

(c) Consolidation procedure

The financial statements of the subsidiaries are combined on a line-by-line basis by adding together the like items of assets, liabilities, income and expenses after fully eliminating intra-group balances and intra-group transactions and unrealized profits or losses in accordance with IND AS 110 – 'Consolidated Financial Statements' notified under Section 133 of the Act, read with Companies (Indian Accounting Standards) Rules, 2015 as

amended time to time. The deferred tax to be recognised for temporary differences arises from elimination of profits and losses resulting from intra group transactions.

(d) Business combinations

Business combinations (other than common control business combinations) are accounted for using the purchase (acquisitions) method. The cost of an acquisition is measured as the fair value of the assets given, equity instruments issued and liabilities incurred or assumed at the date of exchange. The cost of acquisition also includes the fair value of any contingent consideration. Identifiable assets acquired and liabilities and contingent liabilities assumed in a business combination are measured initially at fair value at the date of acquisition. Transaction costs incurred in connection with a business combination are expenses as incurred.

The excess of the consideration transferred over the fair value of the net identifiable assets acquired is recorded as goodwill. If those amounts are less than the fair value of the net identifiable assets of the business acquired, the difference is recognised in the other comprehensive income and accumulated in equity as capital reserve provided there is clear evidence of the underlying reasons for classifying the business combination as a bargain purchase.

Business combinations arising from transfers of interests in entities that are under the control of the shareholder that controls the Group are accounted for as if the acquisition had occurred at the beginning of the earliest comparative period presented or, if later, at the date common control was established; for this purpose comparatives are revised. The assets and liabilities acquired are recognised at their carrying amounts. The identity of the reserves is preserved and they appear in the consolidated financial statements of the Group in the same form in which they appeared in the financial statement of the acquired entity. The differences, if any, between the consideration and the amount of share capital of the acquired entity is transferred to capital reserve.

(e) Current versus non-current classification

The Group presents assets and liabilities in the Balance Sheet based on current/ non-current classification. An asset is treated as current when:

- It is expected to be realised or intended to be sold or consumed in normal operating cycle;
- It is held primarily for the purpose of trading;
- It is expected to be realised within twelve months after the reporting period; or
- It is cash or cash equivalent unless restricted from being exchanged or used to settle a liability for at least twelve months after the reporting period.

The Group classifies all other assets as non-current.

A liability is current when:

- It is expected to be settled in normal operating cycle;
- It is held primarily for the purpose of trading;
- It is due to be settled within twelve months after the reporting period; or
- There is no unconditional right to defer the settlement of the liability for at least twelve months after the reporting period.

The Group classifies all other liabilities as non-current.

Deferred tax assets and liabilities are classified as non-current assets and liabilities, respectively.

The operating cycle is the time between the acquisition of assets for processing and their realisation in cash and cash equivalents. Each entity of the Group has identified twelve months as its operating cycle for the purpose of current-non-current classification of assets and liabilities.

(f) Property, plant and equipment (PPE) and intangible assets

(i) Property, plant and equipment

Freehold land is carried at cost. All other items of property, plant and equipment are stated at cost, which includes capitalized finance costs, less accumulated depreciation and any accumulated impairment loss. Cost includes expenditure that is directly attributable to the acquisition of the items. The cost of an item of a PPE comprises its purchase price including import duty, and other non-refundable taxes or levies and any directly attributable cost of bringing

the asset to its working condition of its intended use. Any trade discounts and rebates are deducted in arriving at the purchase price.

Expenditure incurred on start up and commissioning of the project and/ or substantial expansion, including the expenditure incurred on trial runs (net of trial run receipts, if any) up to the date of commencement of commercial production are capitalised. Subsequent costs are included in the asset's carrying amount or recognised as a separate asset, as the appropriate, only when it is probable that future economic benefits associated with the item will flow to the Group and the cost of the item can be measured reliably. The carrying amount of any component accounted for as a separate asset is derecognised when replaced. All other repairs and maintenance are charged to profit or loss during the reporting period in which they are incurred.

Advances paid towards acquisition of property, plant and equipment outstanding at each Consolidated Balance Sheet date, are shown under other non-current assets and cost of assets not ready for intended use before the year end, are shown as capital work-in-progress.

(ii) Intangible assets

Intangible assets that are acquired (including implementation of software system) and in process research and development are measured initially at cost.

After initial recognition, an intangible asset is carried at its cost less accumulated amortisation and any accumulated impairment loss. Subsequent expenditure is capitalized only when it increases the future economic benefits from the specific asset to which it related.

Expenditure on intangible assets eligible for capitalisation are carried as Intangible assets under development where such assets are not yet ready for their intended use.

(iii) Depreciation and amortisation methods, estimated useful lives and residual value

For Indian entities, depreciation is provided on straight line basis on the

original cost/ acquisition cost of assets or other amounts substituted for cost of fixed assets as per the useful life specified in Part 'C' of Schedule II of the Act, read with notification dated 29 August 2014 of the Ministry of Corporate Affairs, except for the following classes of fixed assets which are depreciated based on the internal technical assessment of the management as under:

Category of assets	Management estimate of useful life	Useful life as per Schedule II
Motor Vehicles under finance lease	Tenure of lease or 5 years whichever is shorter	8 years
Employee perquisite related assets (included in office equipment)	5 years being the period of perquisite scheme	10 years

Depreciation on assets added/ disposed off during the year has been provided on pro-rata basis with reference to the date/ month of addition/ disposal.

Leasehold land, which qualify as finance lease is amortised over the lease period on straight line basis.

Software systems are being amortised over a period of five years or its useful life whichever is shorter.

Depreciation and amortisation methods, useful lives and residual values are reviewed at the end of each reporting period and adjusted, if appropriate.

(iv) De-recognition

A property, plant and equipment and intangible assets is derecognised on disposal or when no future economic benefits are expected from its use and disposal. Losses arising from retirement and gains or losses arising from disposal of a tangible asset are measured as the difference between the net disposal proceeds and the carrying amount of the asset and are recognised in the Consolidated Statement of Profit and Loss.

(g) Non-current assets held for sale

Non-current assets are classified as held for sale if it is highly probable that they will be recovered primarily through sale rather than through continuing use.

Such assets are generally measured at the lower of their carrying amount and fair value less cost to sell. Losses on initial classification as held for sale and subsequent gains and losses on re-measurement are recognised in the Consolidated Statement of Profit and Loss.

Once classified as held-for sale, property, plant and equipment and intangible assets are no longer depreciated or amortised.

(h) Impairment of non-financial assets

Goodwill and intangible assets that have an indefinite useful life are not subject to amortisation and are tested annually for impairment or more frequently if events or changes in circumstances indicate that they might be impaired. The Group's non-financial assets other than inventories and deferred tax assets are reviewed at each reporting date to determine whether there is any indication of impairment. If any such indication exists then the asset's recoverable amount is estimated.

For impairment testing, assets that do not generate independent cash inflows are grouped together into cash-generating units (CGUs) represents the smallest group of assets that generates cash inflows that are largely independent of the cash inflows of other assets or CGUs. The recoverable amount of a CGU is the higher of its value in use and its fair value less cost to sell. Value in use is based on the estimated future cash flows, discounted to their present value using a discount rate that reflects current market assessments of the time value of money and the risks specific to the CGU.

An impairment loss is recognised if the carrying amount of an asset or CGU exceeds its estimated recoverable amount. Impairment loss recognised in respect of a CGU is allocated first to reduce the carrying amounts of the other assets of the CGU (or group of CGUs) on a pro rata basis.

An impairment loss in respect of assets for which impairment loss has been recognised in prior periods, the Group reviews at reporting date whether there is any indication that the loss has decreased or no longer exists. An impairment loss is reversed if there has been a change in the estimates used to determine the recoverable amount. Such a reversal is made only to the extent that the asset's carrying amount does not exceed the carrying amount that would have been determined, net of

depreciation or amortization, if no impairment loss had been recognised.

(i) Financial instrument

A financial instrument is any contract that gives rise to a financial asset of one entity and a financial liability or equity instrument of another entity.

Financial assets

Initial recognition and measurement

All financial assets are recognised initially at fair value plus, in the case of financial assets not recorded at fair value through profit or loss, transaction costs that are attributable to the acquisition of the financial asset. Purchases or sales of financial assets that require delivery of assets within a time frame established by regulation or convention in the market place (regular way trades) are recognised on the trade date, i.e. the date the Group commits to purchase or sale the asset.

Subsequent measurement

For purposes of subsequent measurement, financial assets are classified in four categories:

- Debt instruments at amortised cost
- Debt instruments at fair value through other comprehensive income (FVOCI)
- Debts instruments, derivatives and equity instruments at fair value through profit or loss (FVPL)
- Equity instruments measured at fair value through other comprehensive income (FVOCI)

Debt instruments at amortised cost

A "debt instrument" is measured at the amortised cost if both the following conditions are met:

- a) The asset is held within a business model whose objective is to hold assets for collecting contractual cash flows, and
- b) Contractual terms of the asset give rise on specific dates to cash flows that are solely payments of principal and interest (SPPI) on the principal amount outstanding.

After initial measurement, such financial assets are subsequently measured at amortised cost using the effective interest rate (EIR) method. Amortised cost is calculated by taking in to account any discount or premium on acquisition and

fees or costs that are an integral part of the EIR. The EIR amortisation is included in other income in the Consolidated Statement of Profit and Loss. The losses arising from impairment are recognised in the Consolidated Statement of Profit and Loss. This category generally applies to trade and other receivables.

Debt instrument at FVOCI

A 'debt instrument' is classified as at the FVOCI in both of the following criteria are met:

- a) The objective of the business model is achieved both by collecting contractual cash flows and selling the financial assets, and
- b) The asset's contractual cash flows represent SPPI.

Debt instruments included within the FVOCI category are measured initially as well as at each reporting date at fair value. Fair value movements are recognised in the other comprehensive income (OCI). On de-recognition of the asset, cumulative gain or loss previously recognised in OCI is reclassified to the Consolidated Statement of Profit and Loss. Interest earned whilst holding FVOCI debt instrument is reported as interest income using the EIR method.

Debt instrument at FVPL

FVPL is a residual category for debt instruments. Any debt instrument, which does not meet the criteria for categorisation as at amortised cost or as FVOCI, is classified as at FVPL.

In addition, the Group may elect to designate a debt instrument, which otherwise meets amortised cost or FVOCI criteria, as at FVPL. However, such election is allowed only if doing so reduces or eliminates a measurement or recognition inconsistency (referred to as 'accounting mismatch').

Debt instruments included within the FVPL category are measured at fair value with all changes recognised in the Consolidated Statement of Profit and Loss.

Equity investments

For the purpose of subsequent measurement, equity instruments are classified in two categories:

- Equity instruments at fair value through profit or loss (FVPL)

- Equity instruments at fair value through other comprehensive income (FVOCI)

All equity investments in scope of Ind AS 109 are measured at fair value. Equity Instruments which are held for trading and contingent consideration recognised by an acquirer in a business combination to which Ind AS 103 applies are classified as at FVPL. For all other equity instruments, the Group may make an irrevocable election to present in other comprehensive income subsequent changes in the fair value. The Group makes such election on an instrument by instrument basis. The classification is made on initial recognition and is irrevocable.

If the Group decides to classify an equity instrument as at FVOCI then all fair value changes on the instrument as at FVOCI, then all fair value changes on the instrument, excluding dividends, are recognised in the OCI. There is no recycling of the amounts from OCI to the Consolidated Statement of Profit and Loss, even on sale of investment. However, the Group may transfer the cumulative gain or loss within equity.

Equity instruments included within the FVPL category are measured at fair value with all changes recognised in the Consolidated Statement of Profit and Loss.

Impairment of Financial assets

The Group recognises loss allowance using the expected credit loss (ECL) model for the financial assets which are not fair valued through profit or loss. Loss allowance for trade receivables with no significant financing component is measured at an amount to lifetime ECL. For all financial assets with contractual cash flows other than trade receivable, ECLs are measured at an amount equal to the 12-month ECL, unless there has been a significant increase in credit risk from initial recognition in which case those are measured at lifetime ECL. The amount of ECLs (or reversal), that is required to adjust the loss allowance at the reporting date to the amount that is required to be recognised as an impairment gain or loss in the Consolidated Statement of Profit and Loss.

De-recognition

A financial asset (or, where applicable, a part of a financial asset or part of group of similar financial assets) is primarily derecognised (i.e. removed from the Group's Balance Sheet) when:

- The rights to receive cash flows from the asset have expired, or
- The Group has transferred its rights to receive cash flows from the asset or has assumed an obligation to pay the received cash flows in full without material delay to a third party under a 'pass through' arrangement and either (a) the Group has transferred substantially all the risks and rewards of the asset, or (b) the Group has neither transferred nor retained substantially all the risks and rewards of the asset, but has transferred control of the asset.

When the Group has transferred its rights to receive cash flows from an asset or has entered into a pass-through arrangement, it evaluates if and to what extent it has retained the risks and rewards of ownership. When it has neither transferred nor retained substantially all of the risks and rewards of the asset, the Group continues to recognise the transferred asset to the extent of the Group's continuing involvement. In that case, the Group also recognises an associated liability. The transferred asset and the associated liability are measured on a basis that reflects the rights and obligations that the Group has retained.

Financial liabilities

Financial liabilities are classified as measured at amortised cost or FVPL. A financial liability is classified as at FVPL if it is classified as held-for-trading, or it is a derivative or it is designated as such on initial recognition. Financial liabilities at FVPL are measured at fair value and net gains and losses, including any interest expense, are recognised in Consolidated Statement of Profit and Loss. Other financial liabilities are subsequently measured at amortised cost using the effective interest method. Interest expense and foreign exchange gains and losses are recognised in Consolidated Statement of Profit and Loss. Any gain or loss on de-recognition is also recognised in Consolidated Statement of Profit and Loss.

De-recognition

A financial liability is derecognised when the obligation under the liability is discharged or cancelled or expires. When an existing financial liability is replaced by another from the same lender on substantially different terms, or the terms of an existing liability are substantially

modified, such an exchange or modification is treated as the de-recognition of the original liability and the recognition of a new liability. The difference in the respective carrying amounts is recognised in the Consolidated Statements of Profit and Loss.

Compound financial instruments

The liability component of a compound financial instrument is recognised initially at fair value of a similar liability that does not have an equity component. The equity component is recognised initially as the difference between the fair value of the compound financial instrument as a whole and the fair value of the liability component. Any directly attributable transaction costs are allocated to the liability and the equity components, if material, in proportion to their initial carrying amounts.

Subsequent to the initial recognition, the liability component of a compound financial instrument is measured at amortised cost using the effective interest rate method. The equity component of a compound financial instrument is not re-measured subsequent to initial recognition except on conversion or expiry.

Derivative financial instruments

The Group uses various types of derivative financial instruments to hedge its currency and interest risks etc. Such derivative financial instruments are initially recognised at fair value on the date on which a derivative contract is entered into and are subsequently re-measured at fair value. Derivatives are carried as financial assets when the fair value is positive and as financial liabilities when the fair value is negative.

Offsetting

Financial assets and financial liabilities are off set and the net amount presented in the Consolidated Balance Sheet when, and only when, the Group currently has a legally enforceable right to set off the amounts and is intends either to settle them on a net basis or to realise the asset and settle the liability simultaneously.

(j) Inventories

Inventories are valued at lower of cost and net realizable value except scrap, which is valued at net estimated realizable value.

The methods of determining cost of various categories of inventories are as follows:

Raw materials	Weighted average method
Work-in-progress and finished goods (manufactured)	Variable cost at weighted average including an appropriate share of variable and fixed production overheads. Fixed production overheads are included based on normal capacity of production facilities
Finished goods (traded)	Cost of purchases
Stores & spares	Weighted average method
Fuel and Packing materials etc	Weighted average method
Goods-in-transit	Cost of purchases

Cost includes all direct costs, cost of conversion and appropriate portion of variable and fixed production overheads and such other costs incurred as to bring the inventory to its present location and condition inclusive of excise duty/ any other tax wherever applicable.

Net realizable value is the estimated selling price in the ordinary course of business, less the estimated costs of completion/ reprocessing and the estimated cost necessary to make the sale.

The net realizable value of work-in-progress is determined with reference to the selling price of related finished products. Raw materials and other supplies held for use in the production of finished goods are not written down below cost except in cases where material prices have declined and it's estimated that the cost of finished goods will exceed their net realizable value.

(k) Cash and cash equivalents

Cash and cash equivalents comprise cash at banks and on hand and short term deposits with an original maturity of three months or less, which are subject to an insignificant risk of changes in value.

(l) Provisions

A provision is recognised if, as a result of a past event, the Group has a present legal or constructive obligation that can be estimated reliably, and it is probable that an outflow of economic benefits will be required to settle the obligation. If the effect of the time value of money is material, provisions are determined by discounting the future cash flows at a pre-tax rate that effects current market assessments of

the time value of money and the risks specific to the liability. Where discounting is used, the increase in the provision due to the passage of time is recognized as a finance cost.

The amount recognized as a provision is the best estimate of the consideration required to settle the present obligation at reporting date, taking into account the risks and uncertainties surrounding the obligation. When some or all of the economic benefits required to settle a provision are expected to be recovered from a third party, the receivable is recognized as an asset if it is virtually certain that reimbursement will be received and the amount of the receivable can be measured reliably.

(m) Contingent assets and liabilities

Contingent liabilities are disclosed in respect of possible obligations that may arise from past events but their existence is confirmed by the occurrence or non-occurrence of one or more uncertain future events not wholly within the control of the Group. Contingent Assets are neither recognized nor disclosed in the financial statements. However, contingent assets are assessed continuously and if it is virtually certain that an inflow of economic benefits will arise, the assets and related income are recognized in the period in which the change occurs.

(n) Revenue recognition

The Group's revenue is derived from single performance obligation under arrangements in which the transfer of control of product and the fulfilment of Group's performance obligation occur at the same time.

Revenue from sale of products is recognised when the property in the goods or all significant risks and rewards of ownership of the products have been transferred to the buyer, and no significant uncertainty exists regarding the amount of the consideration that will be derived from the sale of products as well as regarding its collection.

Revenue includes only those sales for which the Group has acted as a principal in the transaction, takes title to the products, and has the risks and rewards of ownership, including the risk of loss for collection, delivery and returns. Any sales for which Group has acted as an agent or broker without assuming the risks and rewards of ownership have been reported on a net basis.

Goods sold on consignment are recorded as inventory until goods are sold by the consignee to the end customer.

Subsidy in respect of fertilizer being disbursed by the Central Government of India is included in turnover and the same is recognized based upon the latest notified rates and only to the extent that the realization is reasonably assured.

In case of revenue arrangements with tie up units, the group has concluded that it is acting as an agent in all such revenue arrangements since the group is not the primary obligor in all such revenue arrangements and has no pricing latitude and is not exposed to inventory and credit risks. Group earns fixed fee for such sales which is recognised as service income.

Sale of utility is recognized on delivery of the same to the purchaser and when no significant uncertainty exists as to its realization.

Export incentives entitlements are recognized as income when the right to receive credit as per the terms of the scheme is established in respect of exports made, and where no significant uncertainty regarding the ultimate collection of the relevant export proceeds exists.

Other income recognition:

Dividend income is recognized when the right to receive the income is established. Income from interest on deposits, loans and interest bearing securities is recognized on time proportionate basis.

(o) Employee benefits

(i) **Short-term employee benefits:** All employee benefits falling due within twelve months of the end of the period in which the employees render the related services are classified as short-term employee benefits, which include benefits like salaries, wages, short term compensated absences, performance incentives, etc. And are recognised as expenses in the period in which the employee renders the related service and measured accordingly.

(ii) **Post-employment benefits:** Post employment benefit plans are classified into defined benefits plans and defined contribution plans as under:

a) Gratuity

The Group has an obligation towards gratuity, a defined benefit retirement

plan covering eligible employees. The plan provides for a lump sum payment to vested employees at retirement, death while in employment or on termination of employment of an amount based on the respective employee's salary and the tenure of employment. The liability in respect of gratuity (applicable for Indian entities of the Group), is recognized in the books of accounts based on actuarial valuation by an independent actuary. The gratuity liability for certain employees of the one of the units of the Group is funded with Life Insurance Corporation of India.

b) Superannuation

Certain employees of the Group are also participants in the superannuation plan ('the Plan'), a defined contribution plan. Contribution made by the Group to the Plan during the year is charged to Consolidated Statement of Profit and Loss.

c) Provident Fund

(i) The Group makes contributions to the recognized provident fund – "VAM EMPLOYEES PROVIDENT FUND TRUST" (a multiemployer trust) for most of its employees in India, which is a defined benefit plan to the extent that the Group has an obligation to make good the shortfall, if any, between the return from the investments of the trust and the notified interest rate. The Group's obligation in this regard is determined by an independent actuary and provided for if the circumstances indicate that the Trust may not be able to generate adequate returns to cover the interest rates notified by the Government.

For other employees in India, provident fund is deposited with Regional Provident Fund Commissioner. This is treated as defined contribution plan.

(ii) Group's contribution to the provident fund is charged to Consolidated Statement of Profit and Loss.

- d) Foreign subsidiary make contribution to various social security plans and insurance schemes as per local requirements and generally accepted practices in its country of incorporation. Such contributions are charged to Consolidated Statement of Profit and Loss on accrual basis in the year in which liability to pay arise.

(iii) Other long-term employee benefits:

Compensated absences

As per the Group's policy, eligible leaves can be accumulated by the employees and carried forward to future periods to either be utilised during the service, or encashed. Encashment can be made during service, on early retirement, on withdrawal of scheme, at resignation and upon death of employee. Accumulated compensated absences are treated as other long-term employee benefits. The Group's liability in respect of other long-term employee benefits is recognized in the books of accounts based on actuarial valuation using projected unit credit method as at Balance Sheet date by and independent actuary. Actuarial losses/gains are recognised in the Consolidated Statement of Profit and Loss in the year in which they arise.

Actuarial Valuation

The liability in respect of all defined benefit plans is accrued in the books of accounts on the basis of actuarial valuation carried out by an independent actuary using the Project Unit Credit Method, which recognizes each year of service as giving rise to additional unit of employees benefit entitlement and measure each unit separately to build up the final obligation. The obligation is measured at the present value of estimated future cash flows. The discount rates used for determining the present value of obligation under defined benefit plans, is based on the market yields on Government securities as at the Balance Sheet date, having maturity periods approximating to the terms of related obligation.

Re-measurement gains and losses in respect of all defined benefit plans arising from experience adjustments and

changes in actuarial assumptions are recognised in the period in which they occur, directly in other comprehensive income. They are included in retained earnings in the Consolidated Statement of Changes in the Equity and in the Balance Sheet. Changes in the present value of the defined benefit obligation resulting from plan amendments or curtailments are recognized immediately in profit or loss as past service cost. Gains or losses on the curtailment or settlement of any defined benefit plan are recognized when the curtailment or settlement occurs. Any differential between the plan assets (for a funded defined benefit plan) and the defined benefit obligation as per actuarial valuation is recognised as a liability if it is a deficit or as an asset if it is a surplus (to the extent of the lower of present value of any economic benefits available in the form of refunds from the plan or reduction in future contribution to the plan).

Past service cost is recognised as an expense in the Consolidated Statement of Profit and Loss on a straight-line basis over the average period until the benefits become vested. To the extent that the benefits are already vested immediately following the introduction of, or changes to, a defined benefit plan, the past service cost is recognised immediately in the Consolidated Statement of Profit and Loss. Past service cost may be either positive (where benefits are introduced or improved) or negative (where existing benefits are reduced).

(p) Share based payments

The grant date fair value of options granted (net of estimated forfeiture) to employees of the Group is recognized as an employee expense, and those granted to employees of subsidiaries is considered as the Company's equity contribution and is added to the carrying value of investment in the respective subsidiaries, with a corresponding increase in share based payment reserve. The expense is recorded for separately each vesting portion of the award as if the award was, in substance, multiple awards. The increase in equity recognized in connection with share based payment transaction is presented as a separate component in equity under "share based payment reserve". The amount recognized as an expense is adjusted to reflect the actual number of stock options

that vest. For the option awards, grant date fair value is determined under the option-pricing model (Black-Scholes-Model). Forfeitures are estimated at the time of grant and revised, if necessary, in subsequent periods if actual forfeitures materially differ from those estimates.

(q) Finance costs

Finance costs consist of interest and other costs that an entity incurs in connection with the borrowing of funds. Finance cost also includes exchange differences to the extent regarded as an adjustment to the finance costs. Finance costs that are directly attributable to the construction or production or development of a qualifying asset are capitalized as part of the cost of that asset. Qualifying assets are assets that are necessarily take a substantial period of time to get ready for their intended use or sale. All other finance costs are expensed in the period in which they occur.

Investment income earned on the temporary investment of specific borrowings pending their expenditure on qualifying assets is deducted from the finance costs eligible for capitalization.

Any difference between the proceeds (net of transaction costs) and the redemption amount is recognised in the Consolidated Statement of Profit and Loss over the period of the borrowings using the effective interest method. Ancillary costs incurred in connection with the arrangement of borrowings are amortised over the period of such borrowings.

(r) Income tax

Income tax expense comprises current and deferred tax. It is recognised in Consolidated Statement of Profit and Loss except to the extent that it relates to a business combination, or items recognised directly in equity or in OCI.

- **Current tax**

Current tax comprises the expected tax payable or receivable on the taxable income or loss for the year and any adjustment to the tax payable or receivable in respect of previous years. The amount of current tax payable or receivable is the best estimate of the tax amount expected to be paid or received after considering uncertainty related to income taxes, if any. It is measured using tax rates enacted or substantially enacted

at the reporting date in the countries where the Group operates and generates taxable income.

Current tax assets and liabilities are offset only if there is a legally enforceable right to set off the recognised amounts, and it is intended to realise the asset and settle the liability on a net basis simultaneously.

- **Deferred tax**

Deferred tax is recognised in respect of temporary differences between the carrying amounts of assets and liabilities for financial reporting purposes and the amounts used for taxation purposes. Deferred tax is not recognised for:

- temporary differences arising on the initial recognition of assets or liabilities in a transaction that is not a business combination and that affects neither accounting not taxable profit or loss at the time of the transaction;
- temporary differences related to freehold land and investment in subsidiaries to the extent that the Group is able to control the timing of the reversal of the temporary differences and it is probable that they will not reverse in the foreseeable future;
- taxable temporary differences arising on the initial recognition of goodwill.

Deferred tax assets (DTA) include Minimum Alternate Tax (MAT) paid in accordance with the tax laws in India which is likely to give future economic benefits in the form of availability of set off against future income tax liability.

Deferred tax assets are recognised for unused tax losses, unused tax credits and deductible temporary differences to the extent that it is probable that future taxable profits will be available against which they can be used. Unrecognised deferred tax assets are reassessed at each reporting date and recognised to the extent that it has become probable that future taxable profits will be available against which they can be used. Deferred tax is measured at the tax rates that are expected to be apply to the period when the asset is realised or the liability is settled, based on the laws that have been enacted or substantively enacted by the

reporting date. The measurement of deferred tax reflects the tax consequences that would follow from the manner in which the Group expects, at the reporting date, to recover or settle the carrying amount of its assets and liabilities.

Deferred tax assets and liabilities are offset only if there is legally enforceable right to set off the recognised amounts, and it is intended to realise the asset and settle the liability on a net basis simultaneously.

Deferred income tax is not provided on the undistributed earnings of the subsidiaries where it is expected that the earnings of the subsidiary will not be distributed in the foreseeable future.

(s) **Leases**

The Group assesses at contract inception whether a contract is, or contains, a lease. That is, if the contract conveys the right to control the use of an identified asset for a period of time in exchange for consideration.

Group as a lessee

The Group applies a single recognition and measurement approach for all leases, except for short-term leases and leases of low-value assets. The Group recognizes lease liabilities to make lease payments and right-of-use assets representing the right to use the underlying assets.

The Group determines the lease term as the non-cancellable term of the lease, together with any periods covered by an option to extend the lease if it is reasonably certain to be exercised, or any periods covered by an option to terminate the lease, if it is reasonably certain not to be exercised.

Right-of-use assets

The Group recognizes right-of-use assets at the commencement date of the lease (i.e., the date the underlying asset is available for use). Right-of-use assets are measured at cost, less any accumulated depreciation and impairment losses, and adjusted for any measurement of lease liabilities. The cost of right-of-use assets includes the amount of lease liabilities recognized, initial direct costs incurred and lease payments made at or before the commencement date less any lease incentives received. Right-of-use assets are depreciated on a straight-line basis over the lease term.

Lease Liability

At the commencement date of the lease, the Group recognizes lease liabilities measured at the present value of lease payments to be made over the lease term. The lease payments include fixed payments less any lease incentives receivable. Variable lease payments that do not depend on an index or a rate are recognized as expenses (unless they are incurred to produce inventories) in the period in which the event or condition that triggers the payment occurs.

In calculating the present value of lease payments, the Group uses its incremental borrowing rate at the lease commencement date because the interest rate implicit in the lease is not readily determinable. After the commencement date, the amount of lease liabilities is increased to reflect the accretion of interest and reduced for the lease payments made. In addition, the carrying amount of lease liabilities is remeasured if there is a modification, a change in the lease term, a change in the lease payments or a change in the assessment of an option to purchase the underlying asset.

Short-term leases and leases of low-value assets

The Group applies the short-term lease recognition exemption to its short-term leases (i.e., those leases that have a lease term of 12 months or less from the commencement date and do not contain a purchase option). It also applies the lease of low-value assets recognition exemption to leases of office equipment that are considered to be low value. Lease payments on short-term leases and leases of low-value assets are recognized as expense on a straight-line basis over the lease term.

(t) **Segment reporting**

Operating segments are reported in a manner consistent with the internal reporting provided to the chief operating decision maker. The CEO and Managing Director of the Parent Company is responsible for allocating resources and assessing performance of the operating segments and accordingly identified as the chief operating decision maker. Revenues, expenses, assets and liabilities, which are common to the enterprise as a whole and are not allocable to segments on a reasonable basis, have been treated as "un-allocable revenue/ expenses/ assets/ liabilities", as the case may be.

(u) **Foreign currency translation**

(i) **Functional and presentation currency**

Items included in the financial statements of each of the Group's entities are measured using the currency of the primary economic environment in which the entity operates ('the functional currency'). The consolidated financial statements are presented in Indian rupee (INR), which is also the Parent company's functional currency.

(ii) **Transactions and balances**

Foreign currency transactions are translated into the functional currency using the exchange rates at the dates of the transactions. Foreign exchange gains and losses resulting from the settlement of such transactions and from the translation of monetary assets and liabilities denominated in foreign currencies at Balance Sheet date exchange rate are generally recognised in Consolidated Statement of Profit and Loss.

(iii) **Group companies**

The results and financial position of foreign operations (none of which has the currency of a hyperinflationary economy) that have a functional currency different from the presentation currency are translated in to the presentation currency as follows:

- o Share capital and opening reserves and surplus are carried at historical cost.
- o All assets and liabilities, both monetary and non-monetary, (excluding share capital, opening reserve and surplus) are translated using closing rates at Balance Sheet date.
- o Profit and Loss items are translated at the respective year to dates average rates or the exchange rate that approximates the actual exchange rate on the date of specific transaction.
- o Contingent liabilities are translated at the closing rates at Balance Sheet date.
- o All resulting exchange differences are recognised on Other Comprehensive Income.

When a foreign operation is sold, the associated cumulative exchange differences are classified to profit or loss, as part of the gain or loss on sale.

The items of Consolidated Cash Flow Statement are translated at the respective average rates or the exchange rate that approximates the actual exchange rate on date of specific transaction. The impact of changes in exchange rate on cash and cash equivalent held in foreign currency is included in effect of exchange rate changes.

(v) **Government grants**

Grants from the government are recognised at their fair value where there is a reasonable assurance that the grant will be received and the Group will comply all attached conditions.

Government grants relating to income are deferred and recognised in the Consolidated Statement of Profit and Loss over the period necessary to match them with the costs that they are intended to compensate and presented within other income.

Government grants relating to the purchase of property, plant and equipment are included in non-current liabilities as deferred income and are credited to Consolidated Statement of Profit and Loss on a straight-line basis over the expected lives of the related assets and presented within other income.

(w) **Royalty**

The liability for payment of royalty is provided in terms of the agreement on accrual basis calculated at net sale value of the product (covered under the agreement) sold.

(x) **Earnings per share**

(i) **Basic earnings per share**

Basic earnings per share, is calculated by dividing:

- o the profit attributable to owners of the Group
- o by the weighted average number of equity shares outstanding during the financial year, adjusted for bonus elements in equity shares issued during the year and excluding treasury shares.

(ii) Diluted earnings per share

Diluted earnings per share, adjusts the figures used in the determination of basic earnings per share to take into account:

- o The after income tax effect of interest and other financing costs associated with dilutive potential equity shares, and
- o The weighted average number of additional equity shares that would have been outstanding assuming the conversion of all dilutive potential equity shares.

(y) Measurement of fair values

A number of the accounting policies and disclosures require measurement of fair values, for both financial and non-financial assets and liabilities.

Fair values are categorised into different level in a fair value hierarchy based on the inputs used in the valuation techniques as follows:

Level 1: quoted prices (unadjusted) in active markets for identical assets or liabilities.

Level 2: inputs other than quoted prices included in Level 1 that are observable for the asset or liability, either directly (i.e. as prices) or indirectly (i.e. derived from prices).

Level 3: inputs for the asset or liability, those are not based on observable market data (unobservable data).

The Group has an established control framework with respect to the measurement of fair values. This includes a finance team that has overall responsibility for overseeing all significant fair value measurements, including Level 3 fair values.

The finance team regularly reviews significant unobservable inputs and valuation adjustments. If third party information, is used to measure fair values, then the finance team assesses the evidence obtained from the third parties to support the conclusion that these valuations met the requirement of Ind AS, including the level in the fair value hierarchy in which the valuations should be classified.

When measuring the fair values of an asset or a liability, the Group uses observable market data as possible. If the inputs used to measure the fair value of an asset or a liability fall into

different levels of the fair value hierarchy, then the fair value measurement is categorised in its entirety in the same level of the fair value hierarchy as the lowest level input that is significant to the entire measurement.

The Group recognises transfers between levels of the fair value hierarchy at the end of the reporting period during which the change has occurred.

Further information about the assumptions made in measuring fair values used in preparing these financial statements is included in the respective notes.

(z) Critical estimates and judgements

The preparation of Consolidated Financial Statements requires management to make judgements, estimates and assumptions that affect the application of accounting policies and the reported amounts of assets, liabilities, income and expenses. Actual results may differ from these estimates.

Estimates and underlying assumptions are reviewed on an ongoing basis. Revisions to accounting estimates are recognized in the period in which the estimates are revised and in any future period affected. In particular, information about significant areas of estimation uncertainty and critical judgements in applying accounting policies that have the most significant effect on the amounts recognised in the Consolidated Financial Statements is included in the following notes.

- Recognition and estimation of tax expense including deferred tax – Note 27.
- Estimated impairment of financial assets and non-financial assets- Note 2(h), 2(i).
- Assessment of useful life of property, plant and equipment and intangible asset- Note 2(f).
- Estimation of assets and obligations relating to employee benefits- Note 30.
- Share-based payments- Note 41.
- Valuation of inventories- Note 2(j).
- Recognition of revenue and related accruals- Note 2(n).
- Recognition and measurement of contingency: Key assumption about the likelihood and magnitude of an outflow of resources- Note 37.
- Lease classification- Note 39.
- Fair value measurements 2(y).

NOTES TO THE CONSOLIDATED FINANCIAL STATEMENTS FOR THE YEAR ENDED 31 MARCH 2020

(₹ in million)

Description	GROSS BLOCK-COST / BOOK VALUE			DEPRECIATION / AMORTISATION / IMPAIRMENT				NET BLOCK	
	Total As at 31 March 2019	Additions/ adjustments during the year	Deductions/ adjustments during the year	Total As at 31 March 2020	Total As at 31 March 2019	Provided for the year	Deductions/ adjustments during the year	Total As at 31 March 2020	Total As at 31 March 2020
3. Property, plant and equipment									
Land									
(a) Freehold	59.01	6.80	-	65.81	-	-	-	-	65.81
(b) Leasehold	18.15	-	-	18.15	0.85	0.29	-	1.14	17.01
Buildings									
(a) Factory	223.71	14.74	0.37	238.08	37.52	12.40	0.04	49.88	188.20
(b) Others	37.15	-	0.08	37.07	2.24	0.74	0.01	2.97	34.10
Plant & machineries	1,111.96	146.65	7.87	1,250.74	204.46	70.45	4.28	270.63	980.11
Furniture & fixtures	4.24	0.05	-	4.29	2.28	0.41	-	2.69	1.60
Office equipments	30.34	5.70	2.22	33.82	15.08	5.05	1.01	19.12	14.70
Vehicles									
(a) Leased	3.29	-	2.60	0.69	2.40	0.50	2.29	0.61	0.08
(b) Others	0.01	-	0.01	-	-	-	-	-	-
Right of use assets	-	112.14	4.39	107.75	-	22.90	0.46	22.44	85.31
TOTAL	1,487.86	286.08	17.54	1,756.40	264.83	112.74	8.09	369.48	1,386.92

(₹ in million)

Description	GROSS BLOCK-COST / BOOK VALUE			DEPRECIATION / AMORTISATION / IMPAIRMENT				NET BLOCK	
	Total As at 31 March 2018	Additions/ adjustments during the year	Deductions/ adjustments during the year	Total As at 31 March 2019	Total As at 31 March 2018	Provided for the year	Deductions/ adjustments during the year	Total As at 31 March 2019	Total As at 31 March 2019
Land									
(a) Freehold	56.62	2.39	-	59.01	-	-	-	-	59.01
(b) Leasehold	18.15	-	-	18.15	0.55	0.30	-	0.85	17.30
Buildings									
(a) Factory	218.82	4.89	-	223.71	25.17	12.35	-	37.52	186.19
(b) Others	36.57	0.58	-	37.15	1.46	0.78	-	2.24	34.91
Plant & machineries	1,068.45	43.51	-	1,111.96	134.67	69.79	-	204.46	907.50
Furniture & fixtures	4.26	-	0.02	4.24	1.71	0.58	0.01	2.28	1.96
Office equipments	23.55	8.56	1.77	30.34	10.53	5.40	0.85	15.08	15.26
Vehicles									
(a) Leased	7.38	-	4.09	3.29	3.20	1.03	1.83	2.40	0.89
(b) Others	0.01	-	-	0.01	-	-	-	-	0.01
Right of use assets	-	-	-	-	-	-	-	-	-
TOTAL	1,433.81	59.93	5.88	1,487.86	177.29	90.23	2.69	264.83	1,223.03

NOTES TO THE CONSOLIDATED FINANCIAL STATEMENTS FOR THE YEAR ENDED 31 MARCH 2020

(₹ in million)

Description	GROSS BLOCK-COST / BOOK VALUE				DEPRECIATION / AMORTISATION / IMPAIRMENT				NET BLOCK
	Total As at 31 March 2019	Additions/ adjustments during the year	Deductions/ adjustments during the year	Total As at 31 March 2020	Total As at 31 March 2019	Provided for the year	Deductions/ adjustments during the year	Total As at 31 March 2020	Total As at 31 March 2020
4. Other intangible assets									
Software	2.19	-	-	2.19	1.83	0.05	-	1.88	0.31
License	22.15	2.65	-	24.80	0.36	2.24	-	2.60	22.20
TOTAL	24.34	2.65	-	26.99	2.19	2.29	-	4.48	22.51

(₹ in million)

Description	GROSS BLOCK-COST / BOOK VALUE				DEPRECIATION / AMORTISATION / IMPAIRMENT				NET BLOCK
	Total As at 31 March 2018	Additions/ adjustments during the year	Deductions/ adjustments during the year	Total As at 31 March 2019	Total As at 31 March 2018	Provided for the year	Deductions/ adjustments during the year	Total As at 31 March 2019	Total As at 31 March 2019
Software	2.19	-	-	2.19	1.76	0.07	-	1.83	0.36
License	-	22.15	-	22.15	-	0.36	-	0.36	21.79
TOTAL	2.19	22.15	-	24.34	1.76	0.43	-	2.19	22.15

(₹ in million)

	As at 31 March 2020		As at 31 March 2019	
	Non-current	Current	Non-current	Current
5. Loans				
Loan receivable considered good - Secured	-	-	-	-
Loan receivable considered good - Unsecured:				
- Loan to employees	0.79	1.36	0.84	1.15
Loan receivable which have significant increase in credit risk	-	-	-	-
Loan receivable - Credit impaired	-	-	-	-
Total loans	0.79	1.36	0.84	1.15

(₹ in million)

	As at 31 March 2020		As at 31 March 2019	
	Non-current	Current	Non-current	Current
6. Other financial assets				
Interest receivable	-	1.56	-	1.27
Security deposits	2.96	6.26	2.72	6.57
Others	0.35	-	1.78	-
Total other financial assets	3.31	7.82	4.50	7.84

7. Deferred tax

Deferred income tax reflect the net tax effects of temporary difference between the carrying amount of assets and liabilities for financial reporting purposes and the amounts used for income tax purposes. Significant component of the Group's net deferred income tax are as follows:

Deferred tax assets:

(₹ in million)

	Provision for compensated absences and gratuity	Expenditure allowed on actual payment basis	Tax losses carried forward	Unabsorbed depreciation	Others	Total
As at 31 March 2018	39.25	17.66	330.50	568.46	0.45	956.32
Charged/(Credited)						
- to consolidated statement of profit and loss	1.74	(7.50)	34.73	0.66	-	29.63
- to other comprehensive income	-	-	-	-	0.67	0.67
As at 31 March 2019	37.51	25.16	295.77	567.80	(0.22)	926.02
Charged/(Credited)						
- to consolidated statement of profit and loss	(6.23)	(0.95)	-	1.08	-	(6.10)
- to other comprehensive income	-	-	-	-	(2.34)	(2.34)
As at 31 March 2020	43.74	26.11	295.77	566.72	2.12	934.46

Deferred tax liabilities:

(₹ in million)

	Depreciation, amortization and other temporary differences	Total
As at 31 March 2018	42.74	42.74
Charged/(Credited)		
- to consolidated statement of profit and loss	20.16	20.16
- to other comprehensive income	-	-
As at 31 March 2019	62.90	62.90
Charged/(Credited)		
- to consolidated statement of profit and loss	6.10	6.10
- to other comprehensive income	-	-
As at 31 March 2020	69.00	69.00

Net deferred tax assets:

(₹ in million)

Particulars	As at 31 March 2020	As at 31 March 2019
Deferred tax assets	934.46	926.02
Deferred tax liabilities	69.00	62.90
Deferred tax assets (net)	865.46	863.12

Reconciliation of deferred tax assets (net):

(₹ in million)

Particulars	For the year ended 31 March 2020	For the year ended 31 March 2019
Balance as at the commencement of the year	863.12	913.58
Expense/(Credit) recognized in profit and loss during the year	-	49.79
Expense/(Credit) recognized in other comprehensive income during the year	(2.34)	0.67
Balance as at the end of the year	865.46	863.12

Deferred tax assets not recognized in respect of the Group:

(₹ in million)

Particulars	As at 31 March 2020	
	Amount of temporary differences	Amount of deferred tax on temporary differences
Deductible temporary differences:		
Provision for compensated absences and gratuity	2.72	0.95
Expenditure allowed on actual payment basis	2.20	0.77
Tax losses carried forward	95.40	33.34
Unabsorbed depreciation	3.72	1.19
Others	1.94	0.43
Taxable temporary differences:		
Depreciation, amortization and other temporary differences	(5.57)	(1.95)
Net unrecognized temporary differences	100.41	34.73

(₹ in million)

Particulars	As at 31 March 2019	
	Amount of temporary differences	Amount of deferred tax on temporary differences
Deductible temporary differences:		
Provision for compensated absences and gratuity	2.16	0.76
Expenditure allowed on actual payment basis	0.69	0.24
Tax losses carried forward	326.62	114.13
Unabsorbed depreciation	3.41	1.19
Others	2.51	0.57
Taxable temporary differences:		
Depreciation, amortization and other temporary differences	(5.98)	(2.09)
Net unrecognized temporary differences	329.41	114.80

Expiry period of unused tax losses:

Group has unused tax losses and unabsorbed depreciation amounting to ₹ 941.82 million (Previous Year: ₹1,173.04 million) and ₹ 1,625.51 million (Previous Year: ₹ 1,628.32 million), respectively as at year end, available to reduce future income taxes. If not used, the unused tax losses will expire in the tax year 2024-2025 (Previous Year: 2024-25) and unabsorbed depreciation can be carried forward for an indefinite period.

(₹ in million)

	As at 31 March 2020		As at 31 March 2019	
	Non-current	Current	Non-current	Current
8. Other assets				
Advance to suppliers	-	39.35	-	30.93
Capital advances	2.64	-	2.14	-
Security deposits	14.61	-	14.10	-
Prepaid expenses	7.51	20.54	5.90	20.66
Advances to employees	-	1.27	-	-
Recoverable from/balance with government authorities	-	104.42	-	101.81
Others	-	40.73	-	13.60
Total other assets	24.76	206.31	22.14	167.00

(₹ in million)

	As at	As at
	31 March 2020	31 March 2019
9. Inventories		
Raw materials	318.24	258.80
[including goods-in-transit ₹ 137.04 million (Previous Year: ₹ 92.23 million)]		
Work-in-progress	70.69	50.67
Finished goods	275.47	252.54
Stock-in-trade	4.43	11.55
Stores and spares	43.96	45.25
[including goods-in-transit ₹ 0.02 million (Previous Year: ₹ 0.16 million)]		
Fuel and packing materials	29.57	44.73
Total inventories	742.36	663.54

(₹ in million)

	As at 31 March 2020	As at 31 March 2019
10. Current investments		
I. Quoted investment in equity shares (at fair value through other comprehensive income)		
448 (Previous Year: 448) equity shares of ₹ 10 each		
Voith Paper Fabrics India Limited	0.35	0.37
II. Unquoted investment in equity shares (at cost)		
530 (Previous Year: 530) equity shares of ₹ 10 each		
Minerva Holding Limited*	-	-
132 (Previous Year: 132) equity shares of ₹ 10 each		
Kashipur Holdings Limited*	-	-
Total current investments	0.35	0.37

* Shares were received free of cost under the Scheme of Arrangement (1997) approved by the Hon'ble High Court of Allahabad.

10.1 Additional information

(₹ in million)

	As at 31 March 2020	As at 31 March 2019
Aggregate amount of quoted investments	0.08	0.08
Market value of quoted investments	0.35	0.37
Aggregate amount of unquoted investments	-	-
Aggregate provision for diminution in value of investments	-	-

(₹ in million)

	As at 31 March 2020	As at 31 March 2019
11. Trade receivables		
(Current)		
Trade receivable considered good - Secured	-	-
Trade receivable considered good - Unsecured	931.63	983.28
Trade receivable which have significant increase in credit risk	-	-
Trade receivable-credit impaired	33.04	28.17
	964.67	1,011.45
Less: Provision/Allowance for doubtful debts	33.04	28.17
Total receivables	931.63	983.28

11.1 Trade receivable includes subsidy receivable ₹ 174.40 million (Previous Year: ₹ 197.25 million).

(₹ in million)

	As at 31 March 2020	As at 31 March 2019
12(a). Cash and cash equivalents		
Balance With Banks		
- On current accounts	20.09	23.88
Cash on hand	0.19	0.15
Cheques/Drafts on hand	-	9.82
Total cash and cash equivalents	20.28	33.85
12(b). Other bank balances		
Margin money with bank *	2.09	2.09
Total other bank balances	2.09	2.09

* For bank guarantees in favour of government authorities

(₹ in million)

	As at 31 March 2020	As at 31 March 2019
13. Equity share capital		
Authorized		
18,100,000 (Previous Year: 18,100,000) equity shares of ₹ 10 each	181.00	181.00
	181.00	181.00
Issued, subscribed and paid-up		
15,031,101 (Previous Year: 13,731,101) equity shares of ₹ 10 each	150.31	137.31
Total equity share capital	150.31	137.31

13.1 Movement in equity share capital:

	As at 31 March 2020		As at 31 March 2019	
	No. of shares	₹ in million	No. of shares	₹ in million
At the commencement of the year	13,731,101	137.31	11,931,101	119.31
Add: Issued during the year (Refer note 13.4)	1,300,000	13.00	1,800,000	18.00
At the end of the year	15,031,101	150.31	13,731,101	137.31

13.2 The Company has only one class of shares referred to as equity shares having par value of ₹ 10 each. Holder of each equity share is entitled to one vote per share. In the event of liquidation of the Company, the holders of equity shares will be entitled to receive any of the remaining assets of the Company, after distribution of all preferential amounts. The distribution will be in proportion to the number of equity shares held by the shareholders.

13.3 Details of shareholders holding more than 5% of the aggregate shares in the Company:

	As at 31 March 2020		As at 31 March 2019	
	No. of shares	% held	No. of shares	% held
HSSS Investment Holding (P) Ltd.	7,164,048	47.66	6,281,470	45.75
KBHB Investment Holding (P) Ltd.	1,736,415	11.55	1,522,497	11.09
SSBPB Investment Holding (P) Ltd.	1,651,879	10.99	1,448,375	10.55

13.4 During the current year, the Company has issued 13,00,000 Equity shares to the Promoters/members of the promoter group of the Company (on conversion of Convertible Warrants), aggregating to ₹ 132.55 million (75% of the share issue price) for cash at a face value of ₹ 10 each at an issue price of ₹ 135.95 including premium of ₹ 125.95 per equity share as determined in accordance with the Chapter V of ICDR (Issue of Capital and Disclosure Requirements) Regulations 2018 of SEBI by way of preferential allotment on a private placement basis.

During the previous year, issuance of 18,00,000 equity shares of the Company to the Promoters/members of the promoter group of the Company aggregating to ₹ 244.71 million for cash at a face value of ₹ 10 each at an issue price of ₹ 135.95 including premium of ₹ 125.95 per equity share as determined in accordance with the Chapter V of ICDR (Issue of Capital and Disclosure Requirements) Regulations 2018 of SEBI by way of preferential allotment on a private placement basis.

(₹ in million)

	As at 31 March 2020	As at 31 March 2019
13(a). Other equity		
Money received against share warrants [Refer note 13 (a).1]	-	44.18
Security premium	1221.71	1057.98
General reserve	235.70	232.26
Share based payment reserve	1.24	4.49
Retained earnings	(663.96)	(835.65)
Items of other comprehensive income:		
Equity instruments through OCI	0.21	0.22
Foreign currency translation reserve	1.73	0.21
Re-measurement of defined benefits obligations	(4.08)	0.27
Total other equity	792.55	503.96

13(a).1 During the previous year, issuance of 13,00,000 convertible warrants to the Promoters/members of the promoter group of the Company, aggregating to ₹ 44.18 million (25% of the warrant issue price has been received) for cash with right to the warrant holder to apply for and be allotted one equity share of face value of ₹ 10 each of the Company for each warrant with in a period of eighteen months from the date of allotment of the warrants at an issue price of ₹ 135.95 per warrant as determined in accordance with the Chapter V of ICDR (Capital and Disclosure Requirements) Regulations 2018 of SEBI by way of preferential allotment on a private placement basis.

(₹ in million)

	As at 31 March 2020	As at 31 March 2019
14(a). Non-current borrowings		
Term loans from banks		
- Indian rupee loans (secured)	986.01	1,281.90
Long term maturities of finance lease obligation		
- Finance lease obligations (secured)	-	0.21
Term loan from others		
Loans from related party (unsecured) (Refer note 36)	58.20	58.20
Total non-current borrowings	1,044.21	1,340.31
Add: Current maturities of non-current borrowings (Refer note 15)	305.00	265.00
Add: Current maturities of finance lease obligations (Refer note 15)	0.11	0.79
Total non-current borrowings (including current maturities)	1,349.32	1,606.10
14(b). Current borrowings		
Loans repayable on demand		
From Banks		
Secured	455.34	237.53
From Others		
Unsecured-from related party (Refer note 36)	-	150.00
Total current borrowings	455.34	387.53

14.1 Nature of security of non-current borrowings and other terms of repayment

14.1.1 Term loan I availed from Ratnakar Bank Limited amounting to ₹ 388.40 million (Previous Year: ₹ 427.73 million) including current maturities of ₹ 80.00 million (Previous Year: ₹ 40.00 million) is secured by first pari passu charge on all fixed assets (both present and future) of the wholly owned subsidiary namely, Jubilant Agri and Consumer Products Limited and the parent company and unconditional and irrevocable corporate guarantee of the parent company.

14.1.2 Term loan II availed from Ratnakar Bank Limited amounting to ₹ 902.61 million (Previous Year: ₹ 1,119.17 million) including current maturities of ₹ 225.00 million (Previous Year: ₹ 225.00 million) is secured by first pari passu charge on all fixed assets (both present and future) of the wholly owned subsidiary namely, Jubilant Agri and Consumer Products Limited and the parent company and unconditional and irrevocable corporate guarantee of the parent company.

14.1.3 Term loan I availed from Ratnakar Bank Limited is repayable in remaining fifteen structured quarterly installments, payable up to December 2023.

14.1.4 Term loan II availed from Ratnakar Bank Limited is repayable in remaining fifteen structured quarterly installments, payable up to October 2023.

14.1.5 Finance lease obligations ₹ 0.11 million (Previous Year: ₹ 1.00 million) including current maturities of ₹ 0.11 million (Previous Year: ₹ 0.79 million) are secured by hypothecation of specific assets taken under such lease arrangements and the same are repayable as per the terms of agreement with the lessor.

14.1.6 Term loans availed from the related party namely Jubilant Enpro (P) Limited are repayable at the end of three years from the date of respective disbursement.

14.2 Nature of security of current borrowings and other terms of repayment

14.2.1 Working capital facilities (including cash credit) sanctioned by Consortium of banks are secured by a first charge by way of hypothecation, of the entire book debts, inventories and current assets both present and future of the wholly owned subsidiary namely, Jubilant Agri and Consumer Products Limited wherever the same may be held and unconditional and irrevocable corporate guarantee of the parent company in favour of bankers. Short term borrowings from banks are availed in Indian rupees and in foreign currency.

14.2.2 Short term borrowings from related party are repayable as per terms of agreement within one year.

(₹ in million)

	As at 31 March 2020		As at 31 March 2019	
	Non-current	Current	Non-current	Current
15. Other financial liabilities				
Current maturities of long term debts [Refer note 14(a)]	-	305.00	-	265.00
Current maturities of finance lease obligations [Refer note 14(a)]	-	0.11	-	0.79
Lease liability against right of use assets	66.73	22.15	-	-
Capital creditors	-	30.28	-	5.64
Employee benefits payable	-	23.03	-	57.81
Security deposit	36.40	2.09	32.41	1.50
Interest accrued and due on borrowings	-	1.57	-	-
Interest accrued but not due on borrowings	-	1.17	-	1.39
Due to related parties (Refer note 36)	-	17.75	-	22.44
Other payables	-	277.48	-	193.17
Total other financial liabilities	103.13	680.63	32.41	547.74

(₹ in million)

	As at 31 March 2020		As at 31 March 2019	
	Non-current	Current	Non-current	Current
16. Provisions				
(Unsecured considered good)				
Provisions for employee benefits	115.34	48.74	102.90	42.46
Provision for excise duty	-	0.56	-	3.81
Other provisions	-	2.55	-	2.55
Total provisions	115.34	51.85	102.90	48.82

(₹ in million)

	As at 31 March 2020	As at 31 March 2019
17. Trade payables		
Current		
Total outstanding dues of micro enterprises and small enterprises (Refer note 29)	16.01	8.28
Total outstanding dues of creditors other than micro enterprises and small enterprises	824.58	855.47
Total trade payables	840.59	863.75

(₹ in million)

	As at 31 March 2020	As at 31 March 2019
18. Other liabilities		
Current		
Advance from customers	35.32	27.00
Statutory dues payables	38.35	53.31
Others	3.82	4.46
Total other liabilities	77.49	84.77

(₹ in million)

	For the year ended 31 March 2020	For the year ended 31 March 2019
19. Revenue from operations		
Sale of products:		
- Domestic [including ₹ 452.18 million (Previous Year: ₹ 428.86 million) subsidy on fertilizers]	4,239.80	4,395.64
- Export	1,166.93	1,143.14
Sale of services	12.76	22.67
Other operating revenue	24.54	27.51
Total revenue from operations	5,444.03	5,588.96

(₹ in million)

	For the year ended 31 March 2020	For the year ended 31 March 2019
20. Other income		
Interest income [including interest on income tax refund of ₹ 0.12 million (Previous Year: ₹ 1.06 million)]	0.79	4.45
Insurance claim	0.72	1.83
Net gain on sale/disposal of property, plant and equipment	-	0.07
Gain on termination of lease	0.06	-
Rent received	3.88	-
Foreign exchange fluctuation gain (net of loss)	11.38	-
Other non-operating income	0.73	0.41
Total other income	17.56	6.76

(₹ in million)

	For the year ended 31 March 2020	For the year ended 31 March 2019
21. Cost of materials consumed		
Raw & process materials consumed	2,942.41	3,089.56
Total cost of materials consumed	2,942.41	3,089.56

(₹ in million)

	For the year ended 31 March 2020	For the year ended 31 March 2019
22. Purchases of stock-in-trade		
Purchases of stock-in-trade	60.52	53.32
Total purchases of stock-in-trade	60.52	53.32

(₹ in million)

	For the year ended 31 March 2020	For the year ended 31 March 2019
23. Changes in inventories of finished goods, stock-in-trade and work-in-progress		
Opening balance		
Work-in-progress	50.67	77.15
Finished goods	252.54	296.75
Stock-in-trade	11.55	10.46
Total opening balance	314.76	384.36
Closing balance		
Work-in-progress	70.69	50.67
Finished goods	275.47	252.54
Stock-in-trade	4.43	11.55
Total closing balance	350.59	314.76
Changes in inventories of finished goods, stock-in-trade and work-in-progress	(35.83)	69.60
Add: Foreign currency translation adjustment	6.05	4.41
Less: (Increase)/Decrease of finished goods, stock-in-trade and work-in-progress of IMFL business	19.38	(12.48)
Changes in inventories of finished goods, stock-in-trade and work-in-progress	(49.16)	86.49

(₹ in million)

	For the year ended 31 March 2020	For the year ended 31 March 2019
24. Employee benefits expense		
Salaries, wages, bonus, gratuity and allowances	672.72	638.21
Contribution to provident and other funds	29.14	28.32
Employee share based payment expense	0.19	1.85
Staff welfare expenses	33.76	32.99
Total employee benefits expense	735.81	701.37

(₹ in million)

	For the year ended 31 March 2020	For the year ended 31 March 2019
25. Finance costs		
Interest expense	183.10	227.32
Other finance costs	22.58	23.00
Exchange difference to the extent considered as an adjustment to finance costs	11.26	3.01
Total finance costs	216.94	253.33

(₹ in million)

	For the year ended 31 March 2020	For the year ended 31 March 2019
26. Other expenses		
Power and fuel	169.17	175.30
Stores, spares and packing materials consumed	288.81	286.34
Job work charges	0.79	0.53
Repairs and maintenance:		
Plant and machineries	55.05	57.02
Buildings	3.16	2.86
Others	43.14	43.71
Rent	17.38	41.66
Rates & taxes	16.22	17.68
Insurance	11.98	8.45
Advertisement, publicity & sales promotion	159.59	113.39
Travelling & other incidental expenses	66.61	59.47
Vehicle running & maintenance	2.94	6.47
Printing & stationery	3.68	3.75
Communication expenses	4.36	5.87
Staff recruitment & training	3.86	12.21
Auditors remuneration - As auditors	0.91	1.28
- For limited review	0.72	0.36
- For taxation matters	-	0.28
- For certifications etc	0.42	0.96
- Out of pocket expenses	0.10	0.15
Legal, professional and consultancy charges	70.73	62.17
Directors' sitting fees	2.93	2.77
Bank charges	0.29	0.44
Foreign exchange fluctuation - net	-	9.71
Freight & forwarding	274.29	295.33
Commission on Sales	20.20	16.45
Discounts, claims to customers and other selling expenses	38.87	43.03
Bad Debts/ irrecoverable advances & receivables written off (net)	3.58	27.93
Net loss on sale/disposal of property, plant and equipment	0.05	-
Property, plant and equipment & Capital work-in-progress written off	3.17	-
Royalty	-	0.36
Miscellaneous expenses	4.16	4.32
Total other expenses	1,267.16	1,300.25

- 26.1 Expenditure related to corporate social responsibility as per Section 135 of the Companies Act, 2013, read with Schedule VII, thereof: ₹ Nil (Previous Year: ₹ Nil). There is no requirement of CSR specific for the year as there is no profits calculated under Section 198 of the Companies Act, 2013.

■ 27. Income tax

The major components of income tax expense are:

Profit or loss section

(₹ in million)

	For the year ended 31 March 2020	For the year ended 31 March 2019
Current income tax:		
Current income tax charge for the year	1.19	1.66
Adjustments in respect of current income tax of previous years	-	(0.54)
	1.19	1.12
Deferred tax:		
Deferred tax charge/(credit)	-	49.79
	-	49.79
Income tax expense reported in the Statement of profit and loss	1.19	50.91

OCI section

(₹ in million)

	For the year ended 31 March 2020	For the year ended 31 March 2019
Tax charge/(credit) related to items that will not be reclassified to profit or loss	(2.34)	0.67
Income tax charged to OCI	(2.34)	0.67

Reconciliation between average effective rate and applicable tax rate:

(₹ in million)

	For the year ended 31 March 2020	For the year ended 31 March 2019
Accounting profit before income tax	172.88	20.74
At India's statutory income tax rate 34.944% (Previous Year: 34.944%)	60.41	6.26
- Effect of non deductible expenses, non taxable income and others	0.02	0.02
- Effect of non taxable income & others	(3.34)	0.82
- Recognition of earlier unrecognized DTA	(65.40)	-
- Unrecognized deferred tax	10.01	43.81
- Change in statutory tax rate	(0.51)	-
Income tax expense reported in the Consolidated statement of profit and loss	1.19	50.91

- 28. The outbreak of Coronavirus (COVID-19) pandemic globally and in India and subsequent lockdown by the Government of India has impacted business operation of the Group except fertilisers division, by way of interruption in production, supply chain disruption, unavailability of personnel, closure / lock down of production facilities etc. In assessing the recoverability of Group's assets such as investments, loans, intangible assets, deferred tax assets, trade receivable, inventories etc., the Group has considered internal and external information up to the date of approval of these consolidated financial statements and expects to recover the carrying amount of the assets. Operations have been resumed in a phased manner at various locations taking cognizance of the Governments' views around resuming manufacturing activities with controlled entry and exit facilities, and after obtaining necessary permissions in this behalf.

29. Micro, small and medium enterprises

There are no Micro, Small and Medium Enterprises, to whom the Indian entities owes dues, which are outstanding for more than 45 days as at the end of the year. The information as required to be disclosed in relation to Micro, Small and Medium Enterprises has been determined to the extent such parties have been identified on the basis of information available with the Group.

(₹ in million)

Particulars	As at 31 March 2020	As at 31 March 2019
The principal amount remaining unpaid to any supplier as at the end of the year	16.01	8.28
The interest due on principal amount remaining unpaid to any supplier as at the end of the year	-	-
The amount of interest paid by the Group in terms of Section 16 of the Micro, Small and Medium Enterprises Development Act, 2006 (MEMED Act), along with the amount of the payment made to the supplier beyond the appointed day during the year	-	-
The amount of interest due and payable for the period of delay in making payment (which have been paid but beyond the appointed day during the year) but without adding the interest specified under the MSMED Act	-	-
The amount of interest accrued and remaining unpaid at the end of the year	-	-
The amount of further interest remaining due and payable even in the succeeding years, until such date when the interest dues as above are actually paid to the small enterprise, for the purpose of disallowance as a deductible expenditure under the MSMED Act	-	-

30. Employee benefits in respect of the Group have been calculated as under:
A. Defined Contribution Plans

The Group entities located in India have certain defined contribution plan such as provident fund (1), employee state insurance, employee pension scheme, employee superannuation fund wherein specified percentage is contributed to them. During the year, the Group has contributed following amounts to:

(₹ in million)

Particulars	For the year ended 31 March 2020	For the year ended 31 March 2019
Employer's contribution to provident fund	1.19	1.00
Employer's contribution to employee's pension scheme 1995	7.82	7.26
Employer's contribution to superannuation fund	1.13	1.54
Employer's contribution to employee state insurance	0.12	0.12

(1) For certain employees where provident fund is deposited with government authority e.g. Regional Provident Fund Commissioner.

The Group entity located in United States of America have a 401(k) Plan, where in the regular, full time and part-time employees are eligible to participate in the defined contribution plan after completion of one month of continuous service. Participants may voluntarily contribute eligible pre-tax and post-tax compensation in 1% increments of up to 90% of their annual compensation in accordance with the annual limits as determined by the Internal Revenue Service. Eligible employees receive a 50% match of their contributions up to 6% of their eligible compensation. Employees above the age of 50 years may choose to contribute "catch-up" contributions in accordance with the Internal Revenue Service limits and are matched the same up to the maximum Group contribution 3% of eligible compensation. The Group's matching contributions vest 100% after three years of service. The Group has contributed ₹ 0.12 million (Previous Year: ₹ 0.16 million) to 401(k) plan for the year.

B. Defined Benefits Plans
i. Gratuity

In accordance with Ind AS 19 "Employee Benefits", an actuarial valuation has been carried out in respect of gratuity. The discount rate assumed is 6.80% p.a. (Previous Year: 7.65% p.a.) which is determined by reference to market yield at the Balance Sheet date on government bonds. The retirement age has been considered at 58 years (Previous Year: 58 years) and mortality table is as per IALM (2012-14) [Previous Year: IALM (2006-08)].

The estimates of future salary increases, considered in actuarial valuation is 9% p.a. for first three years and 5% p.a. thereafter (Previous Year: 9% p.a. for first three years and 5% p.a. thereafter), taking into account of inflation, seniority, promotion and other relevant factors, such as supply and demand in the employment market.

The plan assets are maintained with Life Insurance Corporation of India in respect of gratuity scheme for certain employees of one unit of the Group. The details of investments maintained by Life Insurance Corporation of India are not available with the Company, hence not disclosed. The expected rate of return on plan assets is 6.00% p.a. (Previous Year: 7.50% p.a.).

Reconciliation of opening and closing balances of the present value of the defined benefit obligation:

(₹ in million)

Particulars	For the year ended 31 March 2020	For the year ended 31 March 2019
Present vale of obligation at the beginning of the year	81.72	83.02
Current service cost	8.50	7.21
Interest cost	6.25	6.40
Past service cost	-	-
Actuarial (gain)/loss	6.54	(1.90)
Benefits paid	(7.50)	(13.01)
Present vale of obligation at the end of the year	95.51	81.72

Reconciliation of the present value of defined benefit obligation and the fair value of the plan assets:

(₹ in million)

Particulars	31 March 2020	31 March 2019
Present vale of obligation at the end of the year	95.51	81.72
Fair value of plan assets at the end of the year	9.83	9.26
Net liabilities recognized in the Balance Sheet	85.68	72.46

Fair value of plan assets*:

(₹ in million)

Particulars	31 March 2020	31 March 2019
Plan assets at the beginning of the year	9.26	8.59
Expected return on plan assets	0.70	0.66
Actuarial gain/(loss)	(0.13)	0.01
Plan assets at the end of the year	9.83	9.26

* In respect of one unit of the Group, the plan assets were invested in insurer managed funds.

Group's best estimate of contribution during next year is ₹ 16.04 million (Previous Year: ₹ 14.09 million).

Expense recognized in the Consolidated Statement of Profit and Loss under employee benefits expense:

(₹ in million)

Particulars	31 March 2020	31 March 2019
Total service cost	8.50	7.21
Net interest cost	5.55	5.74
Expenses recognized in the Consolidated Statement of Profit and Loss	14.05	12.95

Amount recognized in other comprehensive income:

(₹ in million)

Particulars	31 March 2020	31 March 2019
Actuarial gain/(loss) due to financial assumption change	(6.57)	1.88
Actuarial gain/(loss) due to experience adjustment	0.02	0.02
Actuarial gain/(loss) on plan assets	(0.13)	0.01
Amount recognized in the Other Comprehensive Income	(6.68)	1.91

Sensitivity analysis:

(₹ in million)

Particulars	31 March 2020			
	Discount rate		Future salary increase	
Sensitivity level	0.5% increase	0.5% decrease	0.5% increase	0.5% decrease
Impact on defined benefit obligation	(3.30)	3.51	3.53	(3.35)

(₹ in million)

Particulars	31 March 2019			
	Discount rate		Future salary increase	
Sensitivity level	0.5% increase	0.5% decrease	0.5% increase	0.5% decrease
Impact on defined benefit obligation	(2.88)	3.06	3.10	(2.95)

The sensitivity analysis above have been determined based on reasonable possible changes of the respective assumptions occurring at the end of the year and may not be representative of the actual change. It is based on a change in the key assumption while holding all other assumptions constant.

ii. Provident Fund:

The Group makes monthly contributions to provident fund managed by trust for qualifying employees. Under the scheme, the Group is required to contribute a specific percentage of the payroll costs to fund the benefits. As per Ind AS 19 on "Employee Benefits", employer established provident fund trusts are treated as defined benefit plans, since the Group is obliged to meet interest shortfall, if any, with respect to covered employees. The total liability of ₹ Nil (Previous Year: ₹ Nil) has been allocated to Group and ₹ Nil (Previous Year: ₹ Nil) has been charged to Consolidated Statement of Profit and Loss during the year.

Actuarial assumptions made to determine interest rate guarantee on exempt provident fund liabilities are as follows:

Particulars	As at 31 March 2020	As at 31 March 2019
Discount rate	6.80%	7.65%
Guaranteed rate of return	8.50%	8.65%

The Group has contributed ₹ 17.33 million to provident fund (Previous Year: ₹ 17.49 million) for the year.

C. Other long term benefits (compensated absences)

(₹ in million)

Particulars	As at 31 March 2020	As at 31 March 2019
Present value of obligation at the end of the year	42.03	36.86

31. Fair value measurement

(₹ in million)

	Note	Level of hierarchy	31 March 2020			31 March 2019		
			FVPL	FVOCI	Amortized Cost	FVPL	FVOCI	Amortized Cost
Financial assets								
Investments in quoted equity instruments	(d)	1	-	0.35	-	-	0.37	-
Trade receivables	(a)		-	-	931.63	-	-	983.28
Loans	(a, b)		-	-	2.15	-	-	1.99
Cash and cash equivalents	(a)		-	-	20.28	-	-	33.85
Other bank balances	(a)		-	-	2.09	-	-	2.09
Other financial assets	(a, b)		-	-	11.13	-	-	12.34
Total financial assets			-	0.35	967.28	-	0.37	1033.55
Financial liabilities								
Non-current borrowings (including other current maturities)	(c)	3	-	-	1,349.32	-	-	1,606.10
Current borrowings	(a)		-	-	455.34	-	-	387.53
Trade payables	(a)		-	-	840.59	-	-	863.75
Other financial liabilities	(a)		-	-	478.65	-	-	314.36
Total financial liabilities			-	-	3123.90	-	-	3171.74

Note:

- (a) Fair valuation of financial assets and liabilities with short term maturities is considered as approximate to respective carrying amount due to the short term maturities of these instruments.
- (b) Fair value of non-current financial assets and liabilities has not been disclosed as there is no significant differences between carrying value and fair value.
- (c) Fair value of non-current borrowings as below:

(₹ in million)

	Level	Fair value	
		31 March 2020	31 March 2019
Borrowings (including other current maturities)*	3	1,367.06	1,632.95
		1367.06	1632.95

* The fair value of other borrowings is based upon a discounted cash flow analysis that used the aggregate cash flows from principal and finance costs over the life of the debt and current market interest rates.

- (d) The fair value is determined by using the valuation model/technique with observable/non-observable inputs and assumptions..

There are no transfers between Level 1, Level 2 and Level 3 during the years ended 31 March 2020 and 31 March 2019.

Reconciliation of Level 1 fair value measurement:

(₹ in million)

	For the year ended 31 March 2020	For the year ended 31 March 2019
Opening balance	0.37	0.36
Additional investments		-
Gain/(loss) recognized in other comprehensive income	(0.02)	0.01
Sale of investments		-
Closing balance	0.35	0.37

■ 32. Financial risk management

Risk management framework

The Parent Company's board of directors has overall responsibility for the establishment and oversight of the Group's risk management framework.

The Group, through three layers of defense namely policies and procedures, review mechanism and assurance aims to maintain a disciplined and constructive control environment in which all employees understand their roles and obligations. The Audit committee of the Board with top management oversee the formulation and implementation of the risk management policies. The risk are identified at business unit level and mitigation plan are identified, deliberated and reviewed at appropriate forums.

The Group has exposure to the following risks arising from financial instruments:

- credit risk [see(i)];
- liquidity risk [see(ii)]; and
- market risk [see(iii)].

i. Credit risk

Credit risk is the risk of financial loss to the Group if a customer or counter-party to a financial instrument fails to meet its contractual obligations, and arises principally from the Group's receivables from customers, loans and investments.

The carrying amount of financial assets represents the maximum credit exposure.

Trade receivables and other financial assets

The Group has established a credit policy under which new customer is analyzed individually for creditworthiness before the Group's standard payment and delivery terms and conditions are offered. The Group's review includes external ratings, if they are available, financial statements, credit agency information, industry information and business intelligence. Sale limits are established for each customer and reviewed annually. Any sales exceeding those limits require approval from the appropriate authority as per policy.

In monitoring customer credit risk, customers are grouped according to their credit characteristics, including whether they are an individual or a legal entity, whether they are institutional, dealers or end-user customer, their geographic location, industry, trade history with the Group and existence of previous financial difficulties.

Expected credit loss for trade receivables:

Based on internal assessment which is driven by the historical experience/ current facts available in relation to default and delays in collection thereof, the credit risk for trade receivables is considered low. The Group estimates its allowance for trade receivable using lifetime expected credit loss. The balance past due for more than 6 months (net of expected credit loss allowance) is ₹ 11.24 million (Previous Year: ₹ 68.76 million).

Movement in the Provision/Allowance for doubtful debts is as follows:

(₹ in million)

	31 March 2020	31 March 2019
Balance at the beginning of the year	28.17	7.69
Add: Provided during the year	5.96	21.95
Less: Amount written off	1.09	1.47
Balance at the end of the year	33.04	28.17

Expected credit loss on financial assets other than trade receivables:

With regard to all financial assets with contractual cash flows, other than trade receivables, management believes these to be high quality assets with negligible credit risk. The management believes that the parties from which these financial assets are recoverable, have strong capacity to meet the obligations and where the risk of default is negligible and accordingly no provision for expected loss has been provided on these financial assets. Break up of financial assets other than trade receivables have been disclosed on Balance Sheet.

ii. Liquidity risk

Liquidity risk is the risk that the Group will encounter difficulty in meeting the obligations associated with its financial liabilities that are settled by delivering cash or another financial asset. The Group's approach to managing liquidity is to ensure, as far as possible, that it will have sufficient liquidity to meet its liabilities when they are due, under both normal and stressed conditions, without incurring unacceptable losses or risking damage to the Group's reputation.

The Group's treasury department is responsible for managing the short-term and long-term liquidity requirements. Short term liquidity situation is reviewed daily by the Treasury. Longer term liquidity position is reviewed on a regular basis by the Parent Company's Board of Directors and appropriate decisions are taken according to the situation.

Exposure to liquidity risk

The following are the remaining contractual maturities of financial liabilities at the reporting date. The amounts are gross and undiscounted, and include contractual interest payments and exclude the impact of netting agreements.

(₹ in million)

As at 31 March 2020	Contractual cash flows			
	Carrying amount	Total	Within 1 year	More than 1 year
Non-derivative financial liabilities				
Borrowings (1)	1804.66	1822.40	760.45	1061.95
Trade payables	840.59	840.59	840.59	-
Other financial liabilities	478.65	478.65	478.65	-

(₹ in million)

As at 31 March 2019	Contractual cash flows			
	Carrying amount	Total	Within 1 year	More than 1 year
Non-derivative financial liabilities				
Borrowings (1)	1993.63	2020.48	653.32	1367.16
Trade payables	863.75	863.75	863.75	-
Other financial liabilities	314.36	314.36	314.36	-

(1) Carrying amount presented as net of unamortized transaction cost.

iii. Market risk

Market risk is the risk that changes in market prices, such as foreign exchange rates and interest rates will affect the Group's income or the value of its holding of financial instruments. The objective of market risk management is to manage and control market risk exposures within acceptable parameters, while optimizing the return.

Currency risk

Foreign currency is the risk that the fair value of future cash flows of an exposure will fluctuate because of changes in foreign exchange rates. The Group has obtained foreign currency borrowing and has foreign currency trade payable and trade receivable and is therefore, exposed to foreign currency risk.

Exposure to currency risk

The summary quantitative data about the Group's exposure to currency risk as reported to the management of the Group is as follows:

(₹ in million)

	31 March 2020		31 March 2019	
	USD	EUR	USD	EUR
Trade receivable	203.59	55.55	183.49	41.70
Trade payables	(284.99)	(6.91)	(230.69)	(0.34)
Borrowings	(151.23)	-	(129.76)	-
Net exposure	(232.63)	48.64	(176.96)	41.36

Sensitivity analysis

A reasonable possible strengthening/ weakening of the EUR, USD currencies at year end would have affected the measurement of financial instruments denominated in a foreign currency and affected equity and profit or loss by the amounts shown below. This analysis assumes that all other variables, in particular interest rates, remain constant and ignores any impact of forecast sales and purchases.

(₹ in million)

Particulars	Profit or loss (before tax)	
	Strengthening	Weakening
31 March 2020		
USD (1% movement)	(2.33)	2.33
EUR (1% movement)	0.49	(0.49)
31 March 2019		
USD (1% movement)	(1.77)	1.77
EUR (1% movement)	0.41	(0.41)

Interest rate risk

Interest rate risk is the risk that the fair value of future cash flows of a financial instrument will fluctuate because of changes in market interest rates. The Group is exposed to interest rate risk because funds are borrowed at both fixed and floating interest rates. Interest rate risk is measured by using the cash flow sensitivity for changes in variable interest rate. The borrowings of the Group are principally denominated in INR and USD with a mix of fixed and floating rates of interest. The Group has exposure to interest rate risk, arising principally on changes in base lending rate and LIBOR rates. The risk is managed by the Group by maintaining an appropriate mix between fixed and floating rate borrowings.

Exposure to interest rate risk

The interest rate profile of the Group's interest bearing financial instruments as reported to the management of the Group is as follows:

The following table provides a break-up of the Group's fixed and floating rate borrowings:

(₹ in million)

	As at 31 March 2020	As at 31 March 2019
Fixed-rate borrowings	58.20	208.20
Floating rate borrowings	1746.46	1785.43
Total borrowings (gross of transaction costs)	1804.66	1993.63

The sensitivity analysis below have been determined based on the exposure to interest rates for floating rate liabilities assuming the amount of the liability outstanding at the year-end was outstanding for the whole year.

If interest rates had been 25 basis points higher/ lower and all other variables were held constant, the Group's profit for the year would decrease/increase by ₹ 4.37 million (Previous Year: ₹ 4.46 million). This is mainly attributable to the Group's exposure to interest rates on its variable rate borrowings.

33. Capital management

Risk management

The Group's objectives when managing capital are to:

- safeguarding their ability to continue as a going concern, so that they can continue to provide returns for shareholders and benefits for other stakeholders, and
- maintain an optimal capital structure to reduce the cost of capital.

In order to maintain or adjust the capital structure, the Company may adjust the amount of dividends paid to shareholders, return capital to shareholders, issue new shares or sell assets to reduce debt.

Consistent with others in the industry, the Group monitors capital on the basis of the following gearing ratio:

'Net Debt' (total borrowings net of cash and cash equivalents and other bank balances) divided by 'Total Equity' (as shown in the Balance sheet).

The gearing ratios were as follows:

(₹ in million)

Particulars	As at 31 March 2020	As at 31 March 2019
Net debt (Net off cash and cash equivalents and other bank balances)	1782.29	1957.69
Total equity	942.86	641.27
Net debt to equity ratio	1.89	3.05

34. Changes in financial liabilities arising from financing activities

(₹ in million)

Particulars	As at 31 March 2019	Receipt	Repayment	Transaction Cost	As at 31 March 2020
Long term borrowings from banks	1546.90	-	(265.00)	9.11	1291.01
Long term borrowings from others	58.20	-	-	-	58.20
Short term borrowings from banks	237.53	209.77	-	8.04	455.34
Short term borrowings from others	150.00	50.00	(200.00)	-	-
Finance lease obligation	1.00	-	(0.89)	-	0.11
Total	1993.63	259.77	(465.89)	17.15	1804.66

35. Segment information

Business Segment

The CEO and Managing Director of the Parent Company has been identified as the Chief Operating Decision Maker (CODM) as defined by Ind AS 108 "Operating Segments". Operating Segments have been defined and presented based on the regular review by the CODM to assess the performance of each segment and to make decision about allocation of resources. Accordingly, the Group has determined reportable segments by the nature of its products and services, which are as follows:

- a. **Performance Polymers:** Adhesives & Wood Finishes, Food Polymer (Solid PVA) and Latex
- b. **Agri Products:** Single Super Phosphate, Sulphuric Acid and Agro Chemicals for Crop Products

The Group prepares its segment information in conformity with the accounting policies adopted for preparing and presenting the financial statements of the Group as a whole.

No operating segments have been aggregated to from the above reportable operating segments.

Common allocable costs are allocated to each segment according to the relative contribution of each segment to the total common costs.

Revenue, expenses, assets and liabilities which relate to the Group as a whole and not allocable to segments on reasonable basis have been included under 'unallocable revenue/ expenses/ assets/ liabilities'.

Finance costs and fair value gains and losses on financial assets are not allocated to individual segments as the underlying instruments are managed on a Group basis.

Borrowings, current taxes, deferred taxes and certain financial assets and liabilities are not allocated to those segments as they are also managed on a Group basis.

(₹ in million)

	For the year ended 31 March 2020			For the year ended 31 March 2019		
	Total segment revenue	Inter-segment revenue	Revenue from external customers	Total segment revenue	Inter-segment revenue	Revenue from external customers
REVENUE						
Performance Polymers	3582.45	-	3582.45	3715.53	-	3715.53
Agri Products	1861.58	-	1861.58	1873.43	-	1873.43
Total segment revenue	5444.03	-	5444.03	5588.96	-	5588.96

(₹ in million)

	For the year ended 31 March 2020	For the year ended 31 March 2019
RESULT		
Performance Polymers	232.88	115.71
Agri Products	286.81	306.44
Total Segment	519.69	422.15
Un-allocated corporate expenses (net of un-allocable income)	129.87	148.08
Finance costs	216.94	253.33
Profit/(Loss) before tax	172.88	20.74
Tax expense	1.19	50.91
Profit/(Loss) for the year	171.69	(30.17)

(₹ in million)

	Segment Assets		Segment Liabilities	
	As at 31 March 2020	As at 31 March 2019	As at 31 March 2020	As at 31 March 2019
Performance Polymers	1946.53	1887.84	921.64	945.53
Agri Products	1291.38	1190.15	478.32	379.49
Segment Total	3237.91	3077.99	1399.96	1325.02
Un-allocated corporate assets/ liabilities	208.86	110.04	164.75	91.23
Total	3446.77	3188.03	1564.71	1416.25
Deferred tax asset/ liabilities	865.46	863.12	-	-
Borrowings (including other current maturities)	-	-	1804.66	1993.63
Total assets/ liabilities	4312.23	4051.15	3369.37	3409.88

Other information

(₹ in million)

	Capital Expenditure		Depreciation/ amortization	
	For the year ended 31 March 2020	For the year ended 31 March 2019	For the year ended 31 March 2020	For the year ended 31 March 2019
Performance Polymers	85.79	31.20	46.92	42.99
Agri Products	130.54	27.74	42.81	40.77
Un-allocated	1.81	11.97	25.30	6.90
Total	218.14	70.91	115.03	90.66

36. Related party disclosures
1. Enterprises in which certain key management personnel are interested

Jubilant Life Sciences Limited, Jubilant Life Sciences (USA) Inc., USA, Jubilant Enpro (P) Limited, Jubilant Generics Limited, Jubilant HollisterStier LLC, USA, JOGPL (P) Limited, HSSS Investment Holding (P) Limited, SSBPB Investment Holding (P) Limited, KBHB Investment Holding (P) Limited.

2. Key Management Personnel (KMP) and related entities:

Mr. Manu Ahuja [CEO and Managing Director of the Company and CEO and Whole-time Director of Jubilant Agri and Consumer Products Limited (JACPL)] (w.e.f. 10 May 2018), Mr. Umesh Sharma*, Mr. Abhishek Mishra (Company Secretary) (w.e.f. 16 March 2018), Mr. Priyavrat Bhartia (Chairman of the Company and Director of JACPL), Mr. Shamit Bhartia (Director of the Company and JACPL), Mr. Ramanathan Bupathy (Director of the Company and JACPL), Mr. Sushil Kumar Roongta (Director of the Company and JACPL), Ms. Shivpriya Nanda (Director of the Company and JACPL), Mr. Radhey Shyam Sharma (Director of the Company and JACPL) (w.e.f. 25 October 2018), Mr. Manish Gupta (Director of Jubilant Industries Inc. USA), Mr. D Scott Mace (Chairman of Jubilant Industries Inc. USA).

* He was appointed as Chief Financial Officer (CFO) effective from 24 May 2017 in the Company and its Wholly owned subsidiary namely, Jubilant Agri and Consumer Products Limited (JACPL) and subsequently resigned from the position of CFO in JACPL w.e.f. 15 December 2017 and appointed as Whole-time Director (WTD) effective from 15 December 2017 in JACPL and w.e.f. 16 March 2018 in the Company. Further, he resigned from the position of WTD w.e.f. 10 May 2018 in the Company and JACPL both and again appointed as CFO in JACPL effective from 10 May 2018.

3. Others:

Pace Marketing Specialties Limited Officer's Superannuation Scheme (Trust), VAM Employees Provident Fund Trust, Jubilant Bhartia Foundation.

4. Details of related party transactions:

31 March 2020

(₹ in million)

Sr. No.	Particulars	Enterprises in which certain key management personnel are interested	Key management personnel	Others	Total
1	Sale of goods, utilities and services:				
	Jubilant Life Sciences Limited	123.75	-	-	123.75
		123.75	-	-	123.75
2	Purchase of goods, utilities and services:				
	Jubilant Life Sciences Limited	184.37	-	-	184.37
	Jubilant Generics Limited	6.83	-	-	6.83
	Jubilant Enpro (P) Limited	3.98	-	-	3.98
		195.18	-	-	195.18

(₹ in million)

Sr. No.	Particulars	Enterprises in which certain key management personnel are interested	Key management personnel	Others	Total
3	Rent expenses:				
	Jubilant Life Sciences Limited	18.66	-	-	18.66
	Jubilant Enpro (P) Limited	0.36	-	-	0.36
		19.02	-	-	19.02
4	Interest expenses on inter-corporate loan:				
	Jubilant Enpro (P) Limited	7.00	-	-	7.00
		7.00	-	-	7.00
5	Remuneration (including perquisites):				
	Manu Ahuja (Whole-time Director)	-	42.13	-	42.13
	Umesh Sharma (Chief Financial Officer)	-	13.93	-	13.93
	Abhishek Mishra (Company Secretary)	-	1.40	-	1.40
		-	57.46	-	57.46
6	Sitting fees:				
	R. Bupathy (Director)	-	0.81	-	0.81
	S.K. Roongta (Director)	-	0.72	-	0.72
	Shivpriya Nanda (Director)	-	0.52	-	0.52
	Radhey Shyam Sharma (Director)	-	0.88	-	0.88
		-	2.93	-	2.93
7	Recovery of expenses:				
	Jubilant Life Sciences Limited	0.56	-	-	0.56
		0.56	-	-	0.56
8	Reimbursement of expenses:				
	Jubilant Life Sciences (USA) Inc. USA	1.70	-	-	1.70
	Jubilant HollisterStier LLC, USA	3.74	-	-	3.74
		5.44	-	-	5.44
9	Contribution towards provident fund:				
	VAM Employees Provident Fund Trust	-	-	46.58	46.58
		-	-	46.58	46.58
10	Contribution towards superannuation fund:				
	Pace Marketing Specialities Limited Officer's Superannuation Scheme Trust	-	-	1.13	1.13
		-	-	1.13	1.13
11	Inter-corporate loan taken:				
	Jubilant Enpro (P) Limited	50.00	-	-	50.00
		50.00	-	-	50.00
12	Repayment of inter-corporate loan taken:				
	Jubilant Enpro (P) Limited	200.00	-	-	200.00
		200.00	-	-	200.00
13	Conversion of share warrants in to equity shares:				
	HSSS Investment Holding (P) Limited	119.99	-	-	119.99
	SSBPB Investment Holding (P) Limited	27.66	-	-	27.66
	KBHB Investment Holding (P) Limited	29.08	-	-	29.08
		176.73	-	-	176.73
14	Trade payables:				
	Jubilant Life Sciences Limited	74.98	-	-	74.98
	Jubilant Life Sciences (USA) Inc., USA	0.45	-	-	0.45
	Jubilant HollisterStier LLC, USA	4.08	-	-	4.08
		79.51	-	-	79.51

(₹ in million)

Sr. No.	Particulars	Enterprises in which certain key management personnel are interested	Key management personnel	Others	Total
15	Loan payable:				
	Jubilant Enpro (P) Limited	58.20	-	-	58.20
		58.20	-	-	58.20
16	Interest payable:				
	Jubilant Enpro (P) Limited	1.56	-	-	1.56
		1.56	-	-	1.56
17	Other payables:				
	Jubilant Life Sciences Limited	16.52	-	-	16.52
	Jubilant Generics Limited	1.22	-	-	1.22
		17.74	-	-	17.74
18	Trade receivables:				
	Jubilant Life Sciences Limited	9.60	-	-	9.60
		9.60	-	-	9.60

31 March 2019

(₹ in million)

Sr. No.	Particulars	Enterprises in which certain key management personnel are interested	Key management personnel	Others	Total
1	Sale of goods, utilities and services:				
	Jubilant Life Sciences Limited	165.84	-	-	165.84
	JOGPL (P) Limited	0.30	-	-	0.30
	Jubilant Generics Limited	0.34	-	-	0.34
		166.48	-	-	166.48
2	Purchase of goods, utilities and services:				
	Jubilant Life Sciences Limited	181.58	-	-	181.58
	Jubilant Generics Limited	4.93	-	-	4.93
		186.51	-	-	186.51
3	Rent expenses:				
	Jubilant Life Sciences Limited	30.33	-	-	30.33
	Jubilant Enpro (P) Limited	0.86	-	-	0.86
		31.19	-	-	31.19
4	Interest expenses on inter-corporate loan:				
	Jubilant Enpro (P) Limited	8.63	-	-	8.63
	Jubilant Consumer (P) Limited	0.59	-	-	0.59
		9.22	-	-	9.22
5	Remuneration (including perquisites):				
	Manu Ahuja (Whole-time Director)	-	40.75	-	40.75
	Umesh Sharma (Chief Financial Officer)	-	9.75	-	9.75
	Umesh Sharma (Whole-time Director)	-	1.09	-	1.09
	Abhishek Mishra (Company Secretary)	-	1.31	-	1.31
		-	52.90	-	52.90
6	Sitting fees:				
	R. Bupathy (Director)	-	0.98	-	0.98
	S.K. Roongta (Director)	-	0.99	-	0.99
	Shivpriya Nanda (Director)	-	0.55	-	0.55
	Radhey Shyam Sharma (Director)	-	0.25	-	0.25
		-	2.77	-	2.77

(₹ in million)

Sr. No.	Particulars	Enterprises in which certain key management personnel are interested	Key management personnel	Others	Total
7	Recovery of expenses:				
	Jubilant Life Sciences Limited	1.99	-	-	1.99
		1.99	-	-	1.99
8	Reimbursement of expenses:				
	Jubilant Life Sciences (USA) Inc. USA	1.81	-	-	1.81
	Jubilant HollisterStier LLC, USA	0.65	-	-	0.65
		2.46	-	-	2.46
9	Contribution towards provident fund:				
	VAM Employees Provident Fund Trust	-	-	46.34	46.34
		-	-	46.34	46.34
10	Contribution towards superannuation fund:				
	Pace Marketing Specialities Limited Officer's Superannuation Scheme Trust	-	-	1.54	1.54
		-	-	1.54	1.54
11	Interest converted in to loan taken:				
	Jubilant Enpro (P) Limited	18.20	-	-	18.20
	Jubilant Consumer (P) Limited	0.22	-	-	0.22
		18.42	-	-	18.42
12	Repayment of interest converted in to loan taken:				
	Jubilant Consumer (P) Limited	0.22	-	-	0.22
		0.22	-	-	0.22
13	Repayment of inter-corporate loan taken:				
	Jubilant Enpro (P) Limited	80.00	-	-	80.00
	Jubilant Consumer (P) Limited	200.00	-	-	200.00
		280.00	-	-	280.00
14	Allotment of equity shares				
	HSSS Investment Holding (P) Limited	166.13	-	-	166.13
		166.13	-	-	166.13
15	Allotment of share warrants				
	HSSS Investment Holding (P) Limited	30.00	-	-	30.00
		30.00	-	-	30.00
16	Inter-corporate loan taken:				
	Jubilant Enpro (P) Limited	150.00	-	-	150.00
		150.00	-	-	150.00
17	Trade payables:				
	Jubilant Life Sciences Limited	95.15	-	-	95.15
	Jubilant HollisterStier LLC, USA	0.07	-	-	0.07
		95.22	-	-	95.22
18	Loan payable:				
	Jubilant Enpro (P) Limited	208.20	-	-	208.20
		208.20	-	-	208.20
19	Other payables:				
	Jubilant Life Sciences Limited	22.44	-	-	22.44
		22.44	-	-	22.44
20	Trade receivables:				
	Jubilant Life Sciences Limited	12.29	-	-	12.29
		12.29	-	-	12.29

37. Contingent Liabilities to the extent not provided for
A) Guarantees:

Outstanding guarantees furnished by banks on behalf of the Group/by the Group including in respect of letters of credit is ₹ 702.04 million (Previous Year: ₹ 569.62 million).

B) Claims against Group not acknowledged as debt:

Claims/Demands in respect of which proceeding or appeals are pending and are not acknowledged as debts on account of:

i) (₹ in million)

	As at 31 March 2020	As at 31 March 2019
Central excise	-	8.80
Customs	15.12	12.55
Sales tax	24.36	24.90
GST	0.74	0.55
Others	65.36	60.62

ii) In respect of Single super phosphate (SSP) the Trade Tax Assessing Officer, Gajraula, has assessed the Gypsum Content of SSP and held that the same is liable to trade tax, though, there is no tax on fertilizer for the period 1 April 2002 to 31 December 2007 and raised a demand of ₹ Nil (Previous Year: ₹ 34.45 million). The same is being contested before Hon'ble Allahabad High Court by Jubilant Life Sciences Limited but any possible liability will flow to the Group in terms of the Scheme.

iii) A civil suit (OS No. 5549/2013) has been filed by Kids Kemp (the lessor) against Food Express Stores and Jubilant Agri and Consumer Products Limited (JACPL), a wholly owned subsidiary of the Company, and the same is pending before the City Civil Court Bangalore. Part of the claims were settled by means of a compromise petition between the parties and the remaining claims amounting to ₹ 23.10 million (Previous Year: ₹ 23.10 million) relate to claims for past periods. JACPL has filed detailed statement of objections and is strongly contesting the claims on a number of grounds, including that a significant part of the claims is barred by the law of limitation. JACPL is reasonably confident that its position will be upheld by the court. Hence, no liability is acknowledged. This relates to the Retail business which has been sold out.

iv) Another suit (OS No. 5561/2014) is pending before the City Civil Court, Bangalore and has been filed against the Jubilant Agri and Consumer Products Limited (JACPL), a wholly owned subsidiary of the Company by Shivashakti Builders (the lessor) amounting to ₹ 218.86 million (Previous Year: ₹ 218.86 million). The matter relates to damages allegedly suffered by the plaintiff due to the termination of a lease arrangement between the parties. JACPL has filed detailed objections to the plaint and has explained the reasons as to why it terminated the lease arrangement. The matter is pending in trial and the JACPL is reasonably confident of its chances of success in this matter. This relates to Retail business which has been sold out.

38. Commitments as at year end
a) Capital Commitments:

Estimated amount of contracts remaining to be executed on capital account (net of advances) ₹ 22.39 million (Previous Year: ₹ 56.19 million) [Advances ₹ 2.64 million (Previous Year: ₹ 2.14 million)].

b) Other commitments

Export obligation under Advance License Scheme on duty free import of raw materials, remaining outstanding ₹ 211.23 million (Previous Year: ₹ 79.82 million)

39. Leases

Effective April 1, 2019, the Group adopted Ind AS 116 "Leases", as notified by the Ministry of Corporate Affairs (MCA) in the Companies (Indian Accounting Standard) Amendment Rules, 2019, using the modified retrospective method under given in para C8 (b)(ii) and applied the same to all lease contracts existing on April 1, 2019. Accordingly,

comparatives for the previous periods have not been retrospectively adjusted. The adoption of this standard did not have any material impact on the profits of the current year. Details of which are as under:

(₹ in million)	
Particulars	Amount
Contracts re-assessed as lease contracts as on 1 April 2019	104.32
Add: Additions during the year	7.82
Add/(Less): Adjustments on account of extension/termination during the year	(3.99)
Less: Payments on account of lease liabilities during the year	19.27
Lease liabilities as at 31 March 2020	88.88

Right of use assets of ₹ 104.32 million and lease liabilities of same amount have been recognized as at 1 April 2019.

(₹ in million)		
Particulars	Land & Buildings	Others
Amount recognized as at 1 April 2019	88.90	15.42
Add: Additions during the year	7.82	-
Add/(Less): Adjustments on account of extension/termination	(3.93)	-
Less: Amortization during the year	19.24	3.66
Balance as at 31 March 2020	73.55	11.76

(₹ in million)	
Maturity analysis of lease liabilities	As at 31 March 2020
Maturity analysis- contractual undiscounted cash flows	As at 31 March 2020
Less than one year	30.23
One to five years	65.15
More than five years	149.20
Total undiscounted lease liabilities	244.58
Current lease liabilities	22.15
Non-current lease liabilities	66.73

(₹ in million)	
Particulars	For the year ended at 31 March 2020
Interest on lease liabilities	9.72
Expenses related to short-term leases	17.38
Amortization of right of use assets	22.90

Amount recognized in statement of cash flows

(₹ in million)

Particulars	For the year ended at 31 March 2020
Total cash outflows for leases	29.88

- 40. The Group has established a comprehensive system of maintenance of information and documents as required by the transfer pricing legislation under sections 92-92F of the Income-tax Act, 1961. Since the law requires existence of such information and documentation to be contemporaneous in nature, the Group is in the process of updating the documentation for the specified domestic transactions entered into with the specified persons and the international transactions entered into with the associated enterprises during the financial year and expects such records to be in existence before the due date of filing of income tax return. The management is of the opinion that its specified domestic transactions and international transactions are at arm's length so that the aforesaid legislation will not have any impact on the financial statements, particularly on the amount of tax expense and that of provision for taxation.

■ 41. Employee Stock Option Scheme

The Company has two Employee Stock Option Scheme namely,

- JIL Employee Stock Option Scheme 2013 ("Scheme 2013")
- JIL Employee Stock Option Scheme 2018 ("Scheme 2018")

Scheme 2013:

In terms of approval of members accorded and in accordance with SEBI (ESOP & ESPs) Guidelines, 1999, the Parent Company constituted "JIL Employees Stock Option Scheme 2013 (Scheme 2013)" for specified categories of employees and directors of the Company, its subsidiaries and holding companies. Under the Scheme 2013, up to 590000 stock options can be issued to eligible directors (other than promoter directors, independent directors and nominee directors of the Company/subsidiaries/holding companies) and other specified categories of employees of the Company/subsidiaries/holding companies. The options are to be granted at market price. As per SEBI Guidelines, the market price is taken as the closing price on the day preceding the date of grant of options, on the stock exchange where the trading volume is the highest.

Each option, upon vesting, shall entitle the holder to subscribe 1 (one) fully paid equity share of ₹ 10 of the Company. 20% of the options shall vest on first anniversary of the grant date, subsequent 30% shall vest on second anniversary and balance 50% of the options shall vest on the third anniversary of the grant date.

The Company has constituted a Compensation Committee, comprising of a majority of independent directors. This Committee is fully empowered to administer the Scheme 2013.

The movement in the stock option under the "Scheme 2013" during the year is set out below:

Particulars	For the year ended 31 March 2020		For the year ended 31 March 2019	
	Number of Options	Weighted Average Exercise Price (₹)	Number of Options	Weighted Average Exercise Price (₹)
Options outstanding at the beginning of the year	44,257	209.10	56,832	209.10
Granted during the year	60,000	104.00	-	-
Expired/Lapsed during the year	44,257	209.10	12,575	209.10
Options forfeited during the year	-	-	-	-
Options exercised during the year	-	-	-	-
Options outstanding at the end of the year	60,000	104.00	44,257	209.10

Expenses arising from share-based payment transaction

The expenses arising from share-based payment transaction recognized in Consolidated Statement of Profit and Loss as part of employee benefit expense ₹ 0.19 million (Previous Year: ₹ 1.85 million).

Scheme 2018:

In terms of approval of members accorded and in accordance with SEBI (Share Based Employee Benefits) Regulations, 2014, the Parent Company constituted "JIL Employees Stock Option Scheme 2018 (Scheme 2018)" for specified categories of employees and directors of the Company, its subsidiaries and holding companies. Under the Scheme 2018, up to 500000 stock options can be issued to eligible directors (other than promoter directors, independent directors and nominee directors of the Company/subsidiaries/holding companies) and other specified categories of employees of the Company/subsidiaries/holding companies. The options are to be granted at Face value of the equity share.

Each option, upon vesting, shall entitle the holder to subscribe 1 (one) fully paid equity share of ₹ 10 of the Company. Options shall vest at the end of the third year from the grant date.

The Company has constituted a Compensation Committee, comprising of a majority of independent directors. This Committee is fully empowered to administer the Scheme 2018.

There is no movement in the stock option under the "Scheme 2018" during the year.

42. Additional Information, as required under Schedule III to the Companies Act, 2013, of enterprises consolidated as Subsidiary.

Name of the enterprise	Net Assets i.e. Total assets minus total liabilities		Share in profit or loss	
	As % of consolidated net assets	Amount (₹ in million)	As % of consolidated profit or (loss)	Amount (₹ in million)
Parent				
Jubilant Industries Limited	313.13	2,952.42	(16.17)	(27.76)
Subsidiaries				
Indian				
Jubilant Agri and Consumer Products Limited	94.75	893.34	116.46	199.95
Foreign				
Jubilant Industries Inc. USA	4.68	44.07	1.45	2.49
Total eliminations	(312.56)	(2,946.97)	(1.74)	(2.99)
Total	100.00	942.86	100.00	171.69

43. Earnings per share (EPS)

		For the year ended 31 March 2020	For the year ended 31 March 2019
I Profit computation for basic & diluted earnings per share of ₹ 10/- each			
Net Profit (loss) as per Consolidated Statement of Profit & Loss available for equity shareholders	₹ in million	171.69	(30.17)
II Weighted average number of equity shares for earnings per share computation			
(A) For basic earnings per share*	Nos	13,773,724	12,439,046
(B) For diluted earnings per share:			
No of shares for Basic EPS as per II (A)	Nos	13,773,724	12,439,046
Add: Weighted average outstanding options related to employee stock options	Nos	-	-
No of shares for diluted earnings per share	Nos	13,773,724	12,439,046
III Earnings per share			
Basic	₹	12.47	(2.43)
Diluted	₹	12.47	(2.43)

*

Particulars	For the year ended 31 March 2020	For the year ended 31 March 2019
Number of Shares at the beginning of the year	13,731,101	11,931,101
Add: 13,00,000 Equity shares issued on 20 March 2020 (Previous Year: 18,00,000 Equity shares issued on 19 December 2018)		
Current Year: $1300000/366*12$ (Previous Year: $1800000/365*103$)	42,623	507,945
Weighted average number of equity shares	13,773,724	12,439,046

44. Previous year figures have been re-grouped and re-arranged wherever necessary to conform current year's classification.

The accompanying notes "1" to "44" form an integral part of the consolidated financial statements.

In terms of our report of even date.

For BGJC & Associates LLP

Chartered Accountants

Firm Registration Number : 003304N/N500056

Pranav Jain

Partner

Membership No. 098308

Abhishek Mishra

Company Secretary

Membership No. F9566

Umesh Sharma

Chief Financial Officer

Priyavrat Bhartia

Chairman

DIN: 00020603

Place : New Delhi

Date : 21 May, 2020

Place : Greater Noida

Date : 21 May, 2020

Manu Ahuja
CEO & Managing Director

DIN: 05123127

Form AOC - I

(Pursuant to first proviso to sub-section (3) of section 129 read with rule 5 of Companies (Accounts) Rules, 2014)

STATEMENT CONTAINING SALIENT FEATURES OF FINANCIAL STATEMENT OF SUBSIDIARIES AS PER COMPANIES ACT, 2013 SUBSIDIARIES OF THE COMPANY

(₹ in million & USD in thousand)

1) Sr. No.	1	2	
2) Name of the subsidiaries	Jubilant Agri and Consumer Products Limited	Jubilant Industries Inc. USA	
3) Reporting currency	INR	USD	INR*
4) Share capital (Equity)	47.63	0.11	0.01
5) Reserve & surplus (Other Equity)	845.71	582.43	44.06
6) Total assets	4222.39	1549.52	117.24
7) Total Liabilities	3329.05	966.98	73.17
8) Investments	0.35	-	-
9) Turnover/Total income	5411.59	2804.38	198.48
10) Profit/(Loss) before taxation	196.24	51.99	3.68
11) Provision for taxation	(3.71)	16.79	1.19
12) Profit/(Loss) after taxation	199.95	35.20	2.49
13) Proposed dividend	Nil	Nil	
14) % of shareholding	100%	100%	

* For the purpose of conversion of accounts, USD in to Indian Currency, following rates have been applied:

Average rate for F.Y. 2019-20 1 USD = ₹ 70.78

Rate as at 31 March 2020 1 USD = ₹ 75.67

Note: There is no associate companies / joint ventures of the Company.

For and on behalf of the Board of **Jubilant Industries Limited**

Priyavrat Bhartia
Chairman
DIN: 00020603

Place : Greater Noida
Date : 21 May, 2020

Abhishek Mishra
Company Secretary
Membership No. F9566

Umesh Sharma
Chief Financial Officer

Manu Ahuja
CEO & Managing Director
DIN: 05123127



Jubilant Industries Limited

Registered Office: Bhartiagram, Gajraula, Distt. Amroha – 244223, Uttar Pradesh, India
Corporate Office: Plot No. 1A, Sector 16A, Noida – 201301, Uttar Pradesh, India