

February 14, 2020

To
The Corporate Relations Department
The National Stock Exchange of India Limited
Exchange Plaza, 5th Floor
Plot No. C/1, G-Block
Bandra-Kurla Complex, Bandra (E)
Mumbai 400 051

The Corporate Relations Department
Department of Corporate Services
BSE Limited
25th Floor, Phiroze Jeejeebhoy Towers
Dalal Street
Mumbai 400 001

Re: Scrip Symbol “EMBASSY” and Scrip Code 542602; Scrip Code 958770 & 959074 (NCD’s)

Sub: Outcome of the Meeting of the Board of Directors of the Manager held on February 14, 2020

Dear Sir/Madam,

We wish to inform you that the Board of Directors of Embassy Office Parks Management Services Private Limited, Manager to Embassy Office Parks REIT (“**Embassy REIT**”) at its meeting held on Friday, February 14, 2020 in Bengaluru has, *inter-alia*:

- i. Approved the Unaudited Condensed Standalone Financial Results and Unaudited Consolidated Financial Results of Embassy REIT for the quarter and nine months ended December 31, 2019;
- ii. Declared distribution of Rs. 4,707 million/Rs. 6.10 per Unit for the quarter ended December 31, 2019. The distribution comprises Rs. 1,929 million/Rs. 2.50 per Unit in the form of Interest, less taxes if any, Rs. 2,778 million/Rs. 3.60 per Unit in the form of proceeds of amortization of SPV level debt.

Additionally, kindly note that we have enclosed:

- a. Unaudited Condensed Standalone Financial Results and the Unaudited Condensed Consolidated Financial Results of Embassy REIT for the quarter and nine months ended December 31, 2019 and the Limited Review Reports of the Statutory Auditors thereon; and
- b. Copy of the press release in connection with the Unaudited Condensed Standalone Financial Results and the Unaudited Condensed Consolidated Financial Results for the quarter and nine months ended December 31, 2019 in compliance with Regulation 30 of the Securities and Exchange Board of India (Listing Obligations and Disclosure Requirements) Regulations, 2015.

We also wish to inform you that record date for the distribution to Unitholders for the quarter ended December 31, 2019 will be February 24, 2020 and the payment of distribution will be made on or before February 29, 2020.

Embassy Office Parks Management Services Pvt. Ltd.

Embassy GolfLinks Business Park, Pebble Beach, Off International Ring Road, Bangalore - 560071.
T: +91 80 4903 0000 F: +91 80 4903 0046
www.embassyofficeparks.com | CIN: U70100KA2014PTC073362

Registered Office: Embassy Point, 1st Floor, 150, Infantry Road, Bangalore - 560 001, India.
T: +91 80 4179 9999 F: +91 80 2228 6912

EMBASSY OFFICE PARKS



The meeting commenced at 10:30 AM and concluded at 3:30 PM.

Kindly take the above on record.

Thank you.

Yours sincerely,

For and on behalf of Embassy Office Parks REIT acting through its Manager, Embassy Office Parks Management Services Private Limited

Ramesh Periasamy
Company Secretary & Compliance Officer

Embassy Office Parks Management Services Pvt. Ltd.

Embassy GolfLinks Business Park, Pebble Beach, Off International Ring Road, Bangalore - 560071.

T: +91 80 4903 0000 F: +91 80 4903 0046

www.embassyofficeparks.com | CIN: U70100KA2014PTC073362

Registered Office: Embassy Point, 1st Floor, 150, Infantry Road, Bangalore - 560 001, India.

T: +91 80 4179 9999 F: +91 80 2228 6912

Review Report

The Board of Directors

Embassy Office Parks Management Services Private Limited (" the Manager")

(Acting in its capacity as the manager of Embassy Office Parks Real Estate Investment Trust)

1st Floor, Embassy Point

150, Infantry Road

Bengaluru -560001

Introduction

1. We have reviewed the accompanying unaudited condensed standalone interim Ind AS financial statements of Embassy Office Parks Real Estate Investment Trust (the "REIT") which comprise the unaudited condensed standalone balance sheet as at December 31, 2019, the unaudited condensed statement of Profit and Loss, including other comprehensive income and unaudited condensed statement of Cash Flows for the quarter and nine months ended December 31, 2019, and the unaudited condensed statement of changes in Unit holders equity for the nine months ended December 31, 2019 and a summary of the significant accounting policies and select explanatory information (together hereinafter referred to as the "Condensed Standalone Interim Ind AS Financial Statements"). The Condensed Standalone Interim Ind AS Financial Statements are prepared in accordance with the requirements of Indian Accounting Standard (Ind AS) 34 "Interim Financial Reporting", prescribed under Section 133 of the Companies Act, 2013, read with relevant rules issued thereunder and other accounting principles generally accepted in India, to the extent not inconsistent with SEBI Circular No. CIR/IMD/DF/146/2016 dated December 29, 2016 ("SEBI Circular"). Attention is drawn to the fact that the standalone figures for the corresponding quarter ended December 31, 2018 and comparative nine months ended December 31, 2018, as reported in these Condensed Standalone Interim Ind AS Financial Statements have been approved by the Manager's Board of Directors, but have not been subjected to review.
2. The Condensed Standalone Interim Ind AS Financial Statements are the responsibility of the Manager and has been approved by the Board of Directors of the Manager. Our responsibility is to issue a conclusion on the Condensed Standalone Interim Ind AS Financial Statements based on our review.

Scope of Review

3. We conducted our review in accordance with the Standard on Review Engagements (SRE) 2410, "Review of Interim Financial Information Performed by the Independent Auditor of the Entity" issued by the Institute of Chartered Accountants of India. This standard requires that we plan and perform the review to obtain moderate assurance as to whether the Condensed Standalone Interim Ind AS Financial Statements are free of material misstatement. A review is limited primarily to inquiries of Manager personnel and analytical procedures applied to financial data and thus provides less assurance than an audit. We have not performed an audit and accordingly, we do not express an audit opinion.



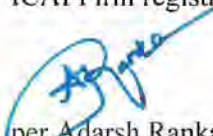
Conclusion

4. Based on our review conducted as above, nothing has come to our attention that causes us to believe that the accompanying Condensed Standalone Interim Ind AS Financial Statements have not been prepared in all material respects in accordance with the requirements of Ind AS 34 prescribed under Section 133 of the Companies Act, 2013, read with relevant rules issued thereunder and other accounting principles generally accepted in India.

Other Matters

5. The comparative financial information of the REIT for the year ended March 31, 2019 and the transition date opening balance sheet as at April 01, 2018, prepared in accordance with Ind AS, included in these Condensed Standalone Interim Ind AS Financial Statements, have been audited by the predecessor auditor who had audited the standalone financial statements for the relevant periods. The report of the predecessor auditor on the comparative financial information and the opening balance sheet dated August 12, 2019 expressed an unmodified opinion.

For S.R. Batliboi & Associates LLP
Chartered Accountants
ICAI Firm registration number: 101049W/E300004


per Adarsh Ranka
Partner
Membership No.: 209567



UDIN:20209567AAAAA29536


Place: Mumbai, India
Date: February 14, 2020

Note	As at 31 December 2019 (Unaudited)	As at 31 March 2019 (Audited)	As at 1 April 2018 (Audited)	
ASSETS				
Non-current assets				
Financial assets				
- Investments	3	187,449.64	187,449.64	-
- Loans	4	67,486.55	4,712.93	-
Non-current tax assets (net)	5	1.61	-	-
Total non-current assets		254,937.80	192,162.57	-
Current assets				
Financial assets				
- Investments	6	5,943.13	-	-
- Cash and cash equivalents	7	1,127.62	42,818.53	-
- Loans	8	520.00	-	-
- Other financial assets	9	3.15	-	-
Other current assets	10	0.74	-	-
Total current assets		7,594.64	42,818.53	-
Total assets		262,532.44	234,981.10	-
EQUITY AND LIABILITIES				
EQUITY				
Unit capital	11	229,120.96	229,039.26	-
Other equity	12	(4,858.73)	(94.47)	-
Total equity		224,262.23	228,944.79	-
LIABILITIES				
Non-current liabilities				
Financial liabilities				
- Borrowings	13	38,126.94	-	-
Total non-current liabilities		38,126.94	-	-
Current liabilities				
Financial liabilities				
- Trade payables	14	-	-	-
- total outstanding dues of micro and small enterprises		-	-	-
- total outstanding dues of creditors other than micro and small enterprises.		3.25	-	-
- Other financial liabilities	15	117.79	6,036.31	-
Other current liabilities	16	22.23	-	-
Total current liabilities		143.27	6,036.31	-
Total equity and liabilities		262,532.44	234,981.10	-
Significant accounting policies	2			


The notes referred to above are an integral part of Condensed Standalone Financial Statements.

As per our report of even date attached

for **S R Batliboi & Associates LLP**
Chartered Accountants
Firm's registration number: 101049W/E300004


Adarsh Ranka
Partner
Membership number: 209567
Place: Mumbai
Date: 14 February 2020

for and on behalf of the Board of Directors of
Embassy Office Parks Management Services Private Limited
(as Manager to the Embassy Office Parks REIT)


Jitendra Virwani
Director
DIN: 00027674
Place: Mumbai
Date: 14 February 2020


Tuhin Parikh
Director
DIN: 00544890
Place: Mumbai
Date: 14 February 2020

Embassy Office Parks REIT
 RN: IN/REIT/17-18/0001
 Condensed Standalone Statement of Profit and Loss
 (all amounts in Rs. million unless otherwise stated)



Note	For the quarter ended 31 December 2019	For the quarter ended 30 September 2019	For the nine months ended 31 December 2019	For the quarter and nine months ended 31 December 2018	For the year ended 31 March 2019
	(Unaudited)	(Unaudited)	(Unaudited)	(Unaudited)	(Audited)
Income and gains					
Dividend	-	112.12	112.12	-	-
Interest	2,138.28	2,121.99	6,092.39	-	-
Other income	45.59	51.88	107.65	-	-
Total Income	2,183.87	2,285.99	6,312.16	-	-
Expenses					
Valuation expenses	4.10	2.36	8.82	-	-
Audit fees	3.68	3.30	7.28	-	1.19
Investment management fees	55.34	61.45	158.79	-	-
Trustee fees	0.72	0.74	2.19	-	-
Legal and professional fees	59.16	3.59	73.89	-	-
Other expenses	2.97	3.17	6.14	-	93.28
	125.97	74.61	257.11	-	94.47
Earnings/ (loss) before finance costs, depreciation, amortisation and income tax					
	2,057.90	2,211.38	6,055.05	-	(94.47)
Finance costs	794.43	696.35	1,959.44	-	-
Depreciation and amortisation expense	-	-	-	-	-
Profit/ (loss) before income tax	1,263.47	1,515.03	4,095.61	-	(94.47)
Tax expense:					
Current tax	19.01	38.96	62.88	-	-
	19.01	38.96	62.88	-	-
Profit/ (loss) for the period / year					
	1,244.46	1,476.07	4,032.73	-	(94.47)
Items of other comprehensive income					
Items that will not be reclassified subsequently to profit or loss					
- Remeasurements of defined benefit liability, net of tax					
Total comprehensive income for the period/ year	1,244.46	1,476.07	4,032.73	-	(94.47)
Earning per unit - refer Note 22					
Basic	1.61	1.91	5.23	-	(5.22)
Diluted	1.61	1.91	5.23	-	(5.22)

Significant accounting policies

2

The notes referred to above are an integral part of these Condensed Standalone Financial Statements.

As per our report of even date attached
 for S R Batliboi & Associates LLP
 Chartered Accountants
 Firm's registration number: 101049W/E300004

Adarsh Ranka
 Partner
 Membership number: 209567
 Place: Mumbai
 Date: 14 February 2020

for and on behalf of the Board of Directors of
 Embassy Office Parks Management Services Private Limited
 (as Manager to the Embassy Office Parks REIT)

Jitendra Virwani
 Director
 DIN: 00027674
 Place: Mumbai
 Date: 14 February 2020

Tuhin Parikh
 Director
 DIN: 00544890
 Place: Mumbai
 Date: 14 February 2020

Embassy Office Parks REIT
RN: IN/REIT/17-18/0001
Condensed Standalone Statement of Cash Flows
(all amounts in Rs million unless otherwise stated)



	For the quarter ended 31 December 2019	For the quarter ended 30 September 2019	For the nine months ended 31 December 2019	For the quarter and nine months ended 31 December 2018	For the year ended 31 March 2019
	(Unaudited)	(Unaudited)	(Unaudited)	(Unaudited)	(Audited)
Cash flows from operating activities					
Profit/ (loss) before income tax	1,263.47	1,515.03	4,095.61	-	(94.47)
<i>Adjustments:</i>					
Interest income	(2,138.28)	(2,121.99)	(6,092.39)	-	-
Net changes in fair value of financial assets	(1.49)	3.64	(7.27)	-	-
Dividend	-	(112.12)	(112.12)	-	-
Gain / (loss) on liquid mutual funds	(44.09)	(55.02)	(99.12)	-	-
Finance costs	794.43	696.35	1,959.44	-	-
Operating cash flows before working capital changes	(125.96)	(74.11)	(255.85)	-	(94.47)
Changes in:					
Other current assets	49.38	(23.68)	(0.74)	-	-
Other current and non-current liabilities and provisions	22.23	(42.02)	22.23	-	-
Other current financial liabilities	8.00	(28.39)	(53.31)	-	125.97
Other financial assets	3.15	(6.30)	(3.15)	-	-
Trade payables	(46.23)	49.18	3.25	-	-
Cash (used in)/ generated from operation	(89.43)	(125.32)	(287.57)	-	31.50
Income taxes paid, net	(10.98)	(47.75)	(64.49)	-	-
Net cash (used in)/ generated from operating activities	(100.41)	(173.07)	(352.06)	-	31.50
Cash flow from investing activities					
Loans given to subsidiaries (SPVs)	(6,670.00)	(1,890.00)	(73,235.60)	-	(4,681.93)
Loans repaid by subsidiaries (SPVs)	3,223.50	2,906.30	10,109.80	-	-
Investment in subsidiary (SPV)	-	-	(3,450.00)	-	-
Investment in debentures of joint venture	-	-	(2,500.00)	-	-
Redemption of debentures issued by joint venture	448.51	439.10	1,317.52	-	-
Interest received	1,941.14	2,121.31	5,894.57	-	-
Dividend received	-	112.12	112.12	-	-
Redemption / (Investments) in mutual funds, (net)	391.36	322.01	(4,654.26)	-	-
Net cash generated from/(used in) investing activities	(665.49)	4,010.84	(66,405.85)	-	(4,681.93)

Embassy Office Parks REIT
RN: IN/REIT/17-18/0001
Condensed Standalone Statement of Cash Flows (continued)
(all amounts in Rs. million unless otherwise stated)




	For the quarter ended 31 December 2019	For the quarter ended 30 September 2019	For the nine months ended 31 December 2019	For the quarter and nine months ended 31 December 2018	For the year ended 31 March 2019
	(Unaudited)	(Unaudited)	(Unaudited)	(Unaudited)	(Audited)
Cash flow from financing activities					
Proceeds from issue of units	-	-	-	-	47,499.96
Expenses incurred towards Initial Public Offering	(51.55)	(63.68)	(2,378.64)	-	-
Proceeds from Issue of Non-convertible debentures	6,500.00	-	36,500.00	-	-
Non-convertible debentures issue expenses (Net of reimbursements)	(2.56)	74.94	(287.67)	-	-
Distribution to unit holders	(4,629.70)	(4,166.99)	(8,796.69)	-	-
Security deposits (given)/ repaid	30.00	-	30.00	-	(31.00)
Net cash (used in)/generated from financing activities	1,846.19	(4,155.73)	25,067.00	-	47,468.96
Net increase/ (decrease) in cash and cash equivalents	1,080.29	(317.96)	(41,690.91)	-	42,818.53
Cash and cash equivalents at the beginning of the year / period	47.33	365.29	42,818.53	-	-
Cash and cash equivalents at the end of the period/ year	1,127.62	47.33	1,127.62	-	42,818.53
Cash and cash equivalents comprise:					
Cash on hand	-	-	-	-	-
Balances with banks					
- in current accounts	1,127.32	47.33	1,127.32	-	0.50
- in escrow accounts	0.30	-	0.30	-	42,818.03
Cash and cash equivalents at the end of the period/ year (refer note 7)	1,127.62	47.33	1,127.62	-	42,818.53


Note: The Trust has issued Units in exchange for investments in SPVs during previous year ended 31 March 2019. The same has not been reflected in Standalone Statement of Cash Flows since these were non-cash transactions.

The notes referred to above are an integral part of these Condensed Standalone Financial Statements.

As per our report of even date attached
for **S R Batliboi & Associates LLP**
Chartered Accountants
Firm's registration number: 101049W/E300004


Adarsh Ranka
Partner
Membership number: 209567
Place: Mumbai
Date: 14 February 2020

for and on behalf of the Board of Directors of
Embassy Office Parks Management Services Private Limited
(as Manager to the Embassy Office Parks REIT)


Jitendra Virwani
Director
DIN: 00027674
Place: Mumbai
Date: 14 February 2020


Tuhin Parikh
Director
DIN: 00544890
Place: Mumbai
Date: 14 February 2020

Embassy Office Parks REIT
 RN: IN/REIT/17-18/0001
 Condensed Standalone Statement of changes in Unit holder's Equity
 (all amounts in Rs. million unless otherwise stated)



A. Unit Capital

Balance as on 1 April 2018	-
Add: Units issued during the year - refer Note: 11	231,499.60
Less: Issue expenses	(2,460.34)
Balance as at 31 March 2019	229,039.26
As at 1 April 2019	229,039.26
Add: Reversal of issue expenses no longer payable	81.70
Balance as at 31 December 2019	229,120.96

B. Other equity

Particulars	Retained Earnings
Balance as on 1 April 2018	-
Profit/ (loss) for the year	(94.47)
Balance as at 31 March 2019	(94.47)
Balance as on 1 April 2019	(94.47)
Profit for the nine months ended 31 December 2019	4,032.73
Less: Distribution to unitholders for the quarter ended 30 June 2019*	(4,166.99)
Less: Distribution to unitholders for the quarter ended 30 September 2019*	(4,630.00)
Balance as at 31 December 2019	(4,858.73)

* The distributions made by Trust to its unitholders are based on the Net Distributable Cash flows (NDCF) of Embassy Office Parks REIT under the REIT Regulations which includes repayment of loans by SPVs to REIT.

As per our report of even date attached

for **S R Batliboi & Associates LLP**
 Chartered Accountants
 Firm's registration number: 101049W/E300004

for and on behalf of the Board of Directors of
Embassy Office Parks Management Services Private Limited
 (as Manager to the Embassy Office Parks REIT)

Adarsh Ranka
 Partner
 Membership number: 209567
 Place: Mumbai
 Date: 14 February 2020

Jiten Jira Virwani
 Director
 DIN: 00027674
 Place: Mumbai
 Date: 14 February 2020

Tuhin Parikh
 Director
 DIN: 00544890
 Place: Mumbai
 Date: 14 February 2020

Net Distributable Cash Flows (NDCF) pursuant to guidance under Paragraph 6 to SEBI circular No. CIR/IMD/DF/146/2016

Sl No	Particulars	For the quarter ended	For the quarter ended	For the nine months
		31 December 2019	30 September 2019	ended
		(Unaudited)	(Unaudited)	31 December 2019
				(Unaudited)
1	Cash flows received from SPVs and investment entity in the form of:			
	• Interest	1,941.15	2,121.29	5,881.74
	• Dividends (net of applicable taxes)	-	112.12	112.12
	• Repayment of Shareholder Debt	2,862.01	2,495.40	7,767.32
	• Proceeds from buy-backs/ capital reduction (net of applicable taxes)	-	-	-
2	Add: Proceeds from sale of investments, assets or sale of shares of SPVs adjusted for the following:	-	-	-
	• Applicable capital gains and other taxes	-	-	-
	• Related debts settled or due to be settled from sale proceeds	-	-	-
	• Directly attributable transaction costs	-	-	-
	• Proceeds reinvested or planned to be reinvested as per Regulation 18(16)(d) of the REIT Regulations	-	-	-
3	Add: Proceeds from sale of investments, assets or sale of shares of SPVs not distributed pursuant to an earlier plan to re-invest as per Regulation 18(16)(d) of the REIT Regulations, if such proceeds are not intended to be invested subsequently	-	-	-
4	Add: Any other income accruing to the Trust and not captured herein	44.10	54.26	111.96
5	Less: Any other expense accruing at the Trust level, and not captured herein	(2.97)	(3.17)	(6.14)
6	Less: Any fees, including but not limited to:			
	• Trustee fees	(0.72)	(0.74)	(2.19)
	• REIT Management Fees	(55.34)	(61.45)	(158.79)
	• Valuer fees	(4.10)	(2.36)	(8.82)
	• Legal and professional fees	(62.13)	(5.47)	(79.05)
	• Trademark license fees	(0.35)	(0.71)	(1.06)
	• Secondment fees	(0.35)	(0.71)	(1.06)
7	Less: Debt servicing			
	• Interest on external debt	-	-	-
	• Repayment of external debt	-	-	-
8	Less: Income tax (net of refund) and other taxes paid (as applicable)	(10.98)	(47.75)	(64.49)
Net Distributable Cash Flows		4,710.32	4,660.71	13,551.54

Notes:

- The Board of Directors of the Manager to the Trust, in their meeting held on 14 February 2020, have declared distribution to unitholders of Rs 6.1 per unit which aggregates to Rs. 4707.16 million for the quarter ended 31 December 2019. The distributions of Rs 6.1 per unit comprises Rs 2.5 per unit in the form of interest payment and the balance Rs.3.6 per unit in the form of amortization of SPV debt.

Along with distribution of Rs. 11.4 per unit for the half-year ended 30 September 2019 the cumulative distribution for nine months ended 31 December 2019 aggregates to Rs. 17.5 per unit.

- Repayment of short-term construction debt given to SPV's are not considered for the purpose of distributions.
- Since the Trust was listed only on 1 April 2019, the NDCF guidelines apply from that date and accordingly the comparatives are not applicable.

(this space is intentionally left blank)

1. Trust Information

Embassy Property Developments Private Limited ('EPDPL') and BRE/Mauritius Investments ('BMI') collectively known as (the 'Sponsors' or the 'Co-Sponsors') have set up the Embassy Office Parks REIT (or the "Embassy REIT" or the "Trust") on 30 March 2017 at Bengaluru, Karnataka, India as an irrevocable trust under the provisions of the Indian Trusts Act, 1882 pursuant to a Trust Deed dated 30 March 2017 as amended on 11 September 2018. The Embassy REIT was registered with SEBI on 3 August 2017 as a real estate investment trust (REIT) under Regulation 6 of the Securities and Exchange Board of India (Real Estate Investment Trusts) Regulations, 2014 having registration number IN/REIT/17-18/0001. Pursuant to a letter dated 21 August 2018, SEBI took on record the addition of the Blackstone Sponsor to the sponsors of the Embassy REIT. The Trustee to Embassy Office Parks REIT is Axis Trustee Services Limited (the 'Trustee') and the Manager for Embassy Office Parks REIT is Embassy Office Parks Management Services Private Limited (the 'Manager' or 'EOPMSPL').

The objectives of Embassy REIT are to undertake activities in accordance with the provisions of the SEBI REIT Regulations and the Trust Deed. The principal activity of Embassy REIT is to own and invest in rent or income generating real estate and related assets in India with the objective of producing stable and sustainable distributions to Unitholders.

Embassy Office Parks REIT acquired the SPVs by acquiring all the equity interest held by the Embassy Sponsor, Blackstone Sponsor and Blackstone Sponsor Group and certain other shareholders on 22 March 2019. In exchange for these equity interests, the above shareholders have been allotted 613,332,143 Units of Embassy Office Parks REIT valued at Rs. 300 each. These Units were subsequently listed on the National Stock Exchange (NSE) and Bombay Stock Exchange (BSE) on 1 April 2019.

The Trust went public as per its plan for Initial Public Offer of Units after obtaining the required approvals from the relevant authorities. The Units were allotted to the applicants on 27 March 2019 and were subsequently listed on the BSE and NSE on 1 April 2019.

Accordingly, the equity interest in each of the below Vehicles (SPVs) (directly or indirectly, through their holding companies) have been transferred from the respective shareholders to the Trust.

1. Embassy Office Parks Private Limited ('EOPPL')
2. Manyata Promoters Private Limited ('MPPL')
3. Umbel Properties Private Limited ('UPPL')
4. Embassy Energy Private Limited ('EEPL')
5. Earnest Towers Private Limited ('ETPL')
6. Indian Express Newspapers (Mumbai) Private Limited ('IENMPL')
7. Vikhroli Corporate Park Private Limited ('VCPPL')
8. Qubix Business Park Private Limited ('QBPL')
9. Quadron Business Park Private Limited ('QBPL')
10. Oxygen Business Park Private Limited ('Oxygen')
11. Galaxy Square Private Limited ('GSPL')

Embassy Office Parks REIT
RN: IN/REIT/17-18/0001
Notes to the Condensed Standalone Financial Statements
(all amounts in Rs. million unless otherwise stated)



Name of the SPV	Activities	Shareholding (in percentage) upto 21 March 2019	Shareholding (in percentage) from 22 March 2019
EOPPL	Development and leasing of office space and related interiors (Embassy Tech Zone), located at Pune along with being an intermediate Embassy Office Parks investment company for the Embassy Office Parks REIT.	Embassy Property Developments Private Limited (EPDPL): 50.00% EPDPL together with Jitendra Virwani: 0.00% (1 Share) SG Indian Holding (NQ) Co I Pte. Limited: 49.75% SG Indian Holding (NQ) Co II Pte. Limited: 0.03% SG Indian Holding (NQ) Co III Pte. Limited: 0.22%	Embassy Office Parks REIT: 100%
MPPL	Development and leasing of office space and related interiors (Manyata Embassy Business Park), located at Bangalore.	EOPPL : 35.77% BRE/Mauritius Investments: 36.97% Reddy Veeranna: 27.00% Suguna Reddy: 0.26%	EOPPL : 35.77% Embassy Office Parks REIT : 64.23%
UPPL	Development, rental and maintenance of serviced residences (Hilton residences).	EPDPL: 58% D M Estates Private Limited: 29% Golflinks Properties Private Limited: 13%	Embassy Office Parks REIT : 100%
EEPL	Generation and supply of solar power to the office spaces of SPVs of the Embassy Office Parks REIT located in Bangalore.	EOPPL: 80% EPDPL: 10% Rana George: 10%	Embassy Office Parks REIT : 20% EOPPL: 80%
GSPL	Development and leasing of office space and related interiors and maintenance of such assets (Galaxy Business Park), located in Noida.	BREP GML Holding (NQ) Pte. Limited.: 79.62% BREP VII GML Holding (NQ) Pte. Limited.: 19.89% BREP Asia SBS GML Holding (NQ) Limited.: 0.38% BREP VII SBS GML Holding (NQ) Limited.: 0.11%	Embassy Office Parks REIT : 100%
QBPL	Development and leasing of office space and related interiors and maintenance of such assets (Quadron Business Park), located in Pune.	BRE/Mauritius Investments II: 99.99% Kunal Shah: 0.01%	Embassy Office Parks REIT : 100%

Embassy Office Parks REIT
RN: IN/REIT/17-18/0001
Notes to the Condensed Standalone Financial Statements
(all amounts in Rs. million unless otherwise stated)



Name of the SPV	Activities	Shareholding (in percentage) upto 21 March 2019	Shareholding (in percentage) from 22 March 2019
ETPL	Development and leasing of office space and related interiors and maintenance of such assets (First International Financial Centre), located in Mumbai.	India Alternate Property Limited: 95.23% Premsagar Infra Reality Private Limited: 2.51% Hiranandani Properties Private Limited: 2.26%	Embassy Office Parks REIT : 100%
QBPL	Development and leasing of office space and related interiors and maintenance of such assets (Qubix Business Park), located in Pune.	BREP NTPL Holding (NQ) Pte. Limited.: 79.62% BREP VII NTPL Holding (NQ) Pte. Limited.: 19.89% BREP VII SBS NTPL Holding (NQ) Limited.: 0.38% BREP VII NTPL Holding (NQ) Limited.: 0.11%	Embassy Office Parks REIT : 100%
OBPL	Development and leasing of office space and related interiors and maintenance of such assets (The Oxygen Park), located in Noida.	BREP Asia SG Oxygen Holding (NQ) Pte. Limited.: 79.61% BREP VII SG Oxygen Holding (NQ) Pte. Limited.: 19.89% BREP Asia SBS Oxygen Holding (NQ) Limited.: 0.39% BREP VII SBS Oxygen Holding (NQ) Limited.: 0.11%	Embassy Office Parks REIT : 100%
VCPPL	Development and leasing of office space and related interiors and maintenance of such assets (247 Park), located in Mumbai.	BREP Asia HCC Holding (NQ) Pte Limited.: 79.81% BREP VII HCC Holding (NQ) Pte Limited.: 19.89% BREP Asia SBS HCC Holding (NQ) Limited.: 0.19% BREP VII SBS HCC Holding (NQ) Limited.: 0.11%	Embassy Office Parks REIT : 100%
IENMPL	Development and leasing of office space and related interiors and maintenance of such assets (Express Towers Building), located in Mumbai.	Panchshil Techpark Private Limited: 51.07% BREP Asia SG Indian Holding (NQ) Co II Pte Limited: 37.27% BREP VII SG Indian Holding (NQ) Co II Pte Limited: 9.31% Shekhar Gupta jointly with Ms. Neelam: 2.11% BREP Asia SBS Holding (NQ) Co. XI Limited.: 0.18% BREP VII SBS Holding (NQ) Co. XI Limited.: 0.05%	Embassy Office Parks REIT : 100%

2. Significant accounting policies

2.1 Basis of preparation of Condensed Standalone Financial statements

The Interim Condensed Standalone Financial Statements ('Condensed Standalone Financial statements') of the Trust comprises the Standalone Balance Sheet as at 31 December 2019, the Standalone Statement of Profit and Loss, including other comprehensive income, the Standalone Statement of Cash Flow for the quarter and nine months ended 31 December 2019, the Standalone Statement of Changes in Unitholder's Equity and a summary of significant accounting policies and select explanatory information for the nine months ended 31 December 2019. The Condensed Standalone Financial Statements were approved for issue in accordance with resolution passed by the Board of Directors of the Manager on behalf of the Trust on 14 February 2020.

The Condensed Standalone Financial Statements have been prepared in accordance with the requirements of SEBI (Real Estate Investment Trusts) Regulations, 2014 as amended from time to time read with SEBI Circular No. CIR/IMD/DF/146/2016 dated December 29, 2016 ("SEBI Circular"); Indian Accounting Standard (Ind AS) 34 "Interim Financial Reporting", prescribed under Section 133 of the Companies Act, 2013, read with relevant rules issued thereunder and other accounting principles generally accepted in India, to the extent not inconsistent with SEBI Circular.

Embassy Office Parks REIT has prepared condensed standalone financial statements which comply with Ind AS applicable for period ending on 31 December 2019, together with the comparative period data as at and for the year ended March 31, 2019, as described in the summary of significant accounting policies. In preparing these condensed standalone financial statements, Embassy Office Parks REIT's opening balance sheet was prepared as at 1 April 2018, which is the date of transition to Ind AS. There were no adjustments made by the Trust in restating Indian GAAP financial statements, and accordingly disclosures of the reconciliation from Previous GAAP to Ind AS does not arise.

The Condensed Standalone Financial Statements are presented in Indian Rupees in Millions, except when otherwise indicated.

Statement of compliance to Ind-AS

These Condensed Standalone Financial Statements for the quarter and nine months ended 31 December 2019 are the financial statements of the Embassy Office Parks REIT and have been prepared in accordance with Indian Accounting Standards (Ind AS) 34 "Interim Financial Reporting" read with in Rule 2(1)(a) of the Companies (Indian Accounting Standards) Rules, 2015 prescribed under Section 133 of the Companies Act, 2013 ('Ind AS'), to the extent not inconsistent with SEBI Circular.

2.2 Summary of significant accounting policies

a) Functional and presentation currency

The Condensed Standalone Financial Statements are presented in Indian Rupees, which is the Embassy Office Parks REIT's functional currency and the currency of the primary economic environment in which the Embassy Office Parks REIT operates. All financial information presented in Indian Rupees has been rounded off to nearest million except unit and per unit data.

b) Basis of measurement

The Condensed Standalone Financial Statements are prepared on the historical cost basis, except for the following:

- Certain financial assets and liabilities (refer accounting policy regarding financial instrument): measured at fair values.

c) Use of judgments and estimates

The preparation of Condensed Standalone Financial Statements in conformity with generally accepted accounting principles in India (Ind AS) requires Management to make estimates and assumptions that affect the reported amounts of assets, liabilities, income and expenses. Actual results could differ from those estimates.

Estimates and underlying assumptions are reviewed on a periodic basis. Revisions to accounting estimates are recognised in the period in which the estimates are revised and in any future periods affected.

Information about critical judgements in applying accounting policies that have the most significant effect on the amounts recognised in the Condensed Standalone Financial Statements is included in the following notes:

- i) Classification of lease arrangements as finance lease or operating lease – Note 2.2 (m)
- ii) Judgements in preparing Condensed Standalone Financial Statements– refer note 2.1

Information about assumptions and estimation uncertainties that have a significant risk resulting in a material adjustment are included in the following notes-

- i) Valuation of financial instruments – Refer Note 2.2 (h)
- ii) Recognition of deferred tax asset on carried forward losses and recognition of minimum alternate tax credit: availability of future taxable profit against which tax losses carried forward can be used- Note 2.2(q)(ii)

d) Current versus non-current classification

The Embassy Office Parks REIT presents assets and liabilities in the Condensed Standalone Balance Sheet based on current/ non-current classification:

An asset is treated as current when it is:

- Expected to be realised or intended to be sold or consumed in normal operating cycle;
- Held primarily for the purpose of trading;
- Expected to be realised within twelve months after the reporting period; or
- Cash or cash equivalent unless restricted from being exchanged or used to settle a liability for at least twelve months after the reporting period.

All other assets are classified as non-current.

A liability is current when:

- It is expected to be settled in normal operating cycle;
- It is held primarily for the purpose of trading;
- It is due to be settled within twelve months after the reporting period; or
- There is no unconditional right to defer the settlement of the liability for at least twelve months after the reporting period.

The Embassy Office Parks REIT classifies all other liabilities as non-current.

Deferred tax assets and liabilities are classified as non-current assets and liabilities.

The operating cycle is the time between the acquisition of assets for processing and their realisation in cash and cash equivalents. The Embassy Office Parks REIT has identified twelve months as its operating cycle.

e) Measurement of fair values

A number of the Embassy Office Parks REIT accounting policies and disclosures require the measurement of fair values, for both financial and non-financial assets and liabilities. Fair value is the price that would be received to sell an asset or paid to transfer a liability in an orderly transaction between market participants at the measurement date. The fair value measurement is based on the presumption that the transaction to sell the asset or transfer the liability takes place either:

- In the principal market for the asset or liability; or
- In the absence of a principal market, in the most advantageous market for the asset or liability.

The principal or the most advantageous market must be accessible by the Embassy Office Parks REIT. The fair value of an asset or a liability is measured using the assumptions that market participants would use when pricing the asset or liability, assuming that market participants act in their economic best interest.

A fair value measurement of a non-financial asset takes into account a market participant's ability to generate economic benefits by using the asset in its highest and best use or by selling it to another market participant that would use the asset in its highest and best use.

The Embassy Office Parks REIT uses valuation techniques that are appropriate in the circumstances and for which sufficient data are available to measure fair value, maximising the use of relevant observable inputs and minimising the use of unobservable inputs.

The Embassy Office Parks REIT has an established control framework with respect to the measurement of fair values. The Embassy Office Parks REIT engages with external valuers for measurement of fair values in the absence of quoted prices in active markets.

While measuring the fair value of an asset or liability, the Embassy Office Parks REIT uses market observable data as far as possible. Fair values are categorised into different levels in a fair value hierarchy based on inputs used in the valuation techniques as follows-

- Level 1: Quoted prices (unadjusted) in active markets for identical assets or liabilities.
- Level 2: Inputs other than quoted prices included in Level 1 that are observable for the asset or liability, either directly (i.e. as prices) or indirectly (i.e. derived from prices).

- Level 3: inputs for the asset or liability that are not based on observable market data (unobservable inputs).

When measuring the fair value of an asset or a liability, the Embassy Office Parks REIT uses observable market data as far as possible. If the inputs used to measure the fair value of an asset or a liability fall into different levels of the fair value hierarchy, then the fair value measurement is categorised in its entirety in the same level of the fair value hierarchy as the lowest level input that is significant to the entire measurement. The REIT recognises transfers between levels of the fair value hierarchy at the end of the reporting period during which the change has occurred.

f) Impairment of non-financial assets

The Embassy Office Parks REIT assesses, at each reporting date, whether there is an indication that a non-financial asset other than inventories and deferred tax assets may be impaired. If any indication exists, or when annual impairment testing for an asset is required, the Embassy Office Parks REIT estimates the asset's recoverable amount.

An impairment loss is recognised in the Standalone Statement of Profit and Loss if the carrying amount of an asset or its cash-generating unit (CGU) exceeds its recoverable unit. Impairment loss recognised in respect of a CGU is allocated first to reduce the carrying amount of any goodwill allocated to the CGU, and then to reduce the carrying amounts of the other assets of the CGU on a pro rata basis. A CGU is the smallest identifiable asset REIT that generates cash flows that are largely independent from other assets and REITs. Impairment losses are recognised in the Standalone Statement of Profit and Loss, unless it reverses previous revaluation credited to equity, in which case it is charged to equity.

An asset's recoverable amount is the higher of an asset's or CGU's fair value less costs of disposal and its value in use. In assessing value in use, the estimated future cash flows are discounted to their present value using a pre-tax discount rate that reflects current market assessments of the time value of money and the risks specific to the asset. In determining fair value less costs of disposal, recent market transactions are taken into account. For the purpose of impairment testing, assets that cannot be tested individually are grouped together into the smallest group of assets that generates cash inflows from continuing use that are largely independent of the cash inflows of other assets or CGU.

Impairment losses recognised in prior periods are assessed at each reporting date for any indications that the loss has decreased or no longer exists. An impairment loss is reversed if there has been a change in the estimates used to determine the recoverable amount. An impairment loss in respect of goodwill is not subsequently reversed. In respect of other assets, such a reversal is made only to the extent that the asset's carrying amount does not exceed the carrying amount that would have been determined, net of depreciation, if no impairment loss had been recognised.

g) Foreign currency transactions

Transactions in foreign currencies are translated into the respective functional currencies of Embassy Office Parks REIT's entities at the exchange rates at the dates of the transactions.

Monetary assets and liabilities denominated in foreign currencies are translated into the functional currency at the exchange rate at the reporting date. Non-monetary assets and liabilities that are measured at fair value in a foreign currency are translated into the functional currency at the exchange rate when the fair value was determined. Non-monetary assets and

liabilities that are measured based on historical cost in a foreign currency are translated at the exchange rate at the date of the transaction.

Exchange differences arising on foreign exchange transactions settled and from translations during the year are recognised in the Standalone Statement of Profit and Loss of the year except exchange differences arising from the translation of the items which are recognised in OCI.

h) Financial instruments

i) Recognition and initial measurement

Trade receivables and debt securities issued are initially recognised when they are originated. All other financial assets and financial liabilities are initially recognised when the Embassy Office Parks REIT becomes a party to the contractual provisions of the instrument.

A financial asset or financial liability is initially measured at fair value plus, for an item not at fair value through profit or loss (FVTPL), transaction costs that are directly attributable to its acquisition or issue.

ii) Classification and subsequent measurement

Financial assets

On initial recognition, a financial asset is classified as measured at

- Amortised cost;
- Fair value through other comprehensive income (FVOCI)– debt instrument;
- Fair value through other comprehensive income (FVOCI)– equity instrument; or
- Fair value through profit or loss (FVTPL)

Financial assets are not reclassified subsequent to their initial recognition, except if and in the period the Embassy Office Parks REIT changes its business model for managing financial assets.

A financial asset is measured at amortised cost if it meets both of the following conditions and is not designated as FVTPL:

- the asset is held within a business model whose objective is to hold assets to collect contractual cash flows; and
- the contractual terms of the financial asset give rise on specified dates to cash flows that are solely payments of the principal and interest on the principal amount outstanding.

A debt investment is measured at FVOCI if it meets both of the following conditions and is not designated as FVTPL:

- the asset is held within a business model whose objective is achieved by both collecting contractual cash flows and selling financial assets; and
- the contractual terms of the financial asset give rise on specified dates to cash flows that are solely payments of the principal and interest on the principal amount outstanding.

On initial recognition of an equity instrument that is not held for trading, the Embassy Office Parks REIT may irrevocably elect to present subsequent changes in the investment's fair value in OCI (designated as FVOCI – equity investment). This election is made on an investment by investment basis.

All financial assets not classified as measured at amortised cost or FVOCI as described above are measured at FVTPL. This includes all derivative financial assets. On initial recognition, the

Embassy Office Parks REIT may irrevocably designate a financial asset that otherwise meets the requirements to be measured at amortised cost or at FVOCI or at FVTPL if doing so eliminates or significantly reduces an accounting mismatch that would otherwise arise.

Financial assets: Business model assessment

The Embassy Office Parks REIT makes an assessment of the objective of the business model in which a financial asset is held at a portfolio level because this best reflects the way the business is managed and information is provided to the Management. The information considered includes:

- the stated policies and objectives for the portfolio and the operation of those policies in practice. These include whether Management's strategy focuses on earning contractual interest income, maintaining a particular interest rate profile, matching the duration of the financial assets to the duration of any related liabilities or expected cash outflows or realising cash flows through the sale of the assets;
- how the performance of the portfolio is evaluated and reported to the Embassy Office Parks REIT's Management;
- the risks that affect the performance of the business model (and the financial assets held within that business model) and how those risks are managed;
- how managers of the business are compensated – e.g. whether compensation is based on the fair value of the assets managed or the contractual cash flows collected; and
- the frequency, volume and timing of sales of financial assets in prior periods, the reasons for such sales and expectations about future sales activity.

Transfers of financial assets to third parties in transactions that do not qualify for derecognition are not considered sales for this purpose, consistent with the Embassy Office Parks REIT's continuing recognition of the assets.

Financial assets that are held for trading or are managed and whose performance is evaluated on a fair value basis are measured at FVTPL.

Financial assets: Assessment whether contractual cash flows are solely payments of principal and interest

For the purpose of this assessment, 'principal' is defined as the fair value of the financial asset on initial recognition. 'Interest' is defined as consideration for the time value of money and for the credit risk associated with the principal amount outstanding during a particular period of time and for other basic lending risks and costs (e.g. liquidity risk and administrative costs), as well as a profit margin.

In assessing whether the contractual cash flows are solely payments of principal and interest, the Embassy Office Parks REIT considers the contractual terms of the instrument. This includes assessing whether the financial asset contains a contractual term that could change the timing or amount of contractual cash flows such that it would not meet this condition. In making this assessment, the Embassy Office Parks REIT considers:

- contingent events that would change the amount or timing of cash flows;
- terms that may adjust the contractual coupon rate, including variable interest rate features;
- prepayment and extension features; and
- terms that limit the Embassy Office Parks REIT's claim to cash flows from specified assets (e.g. non – recourse features)

A prepayment feature is consistent with the solely payment of principal and interest criterion if the prepayment amount substantially represents unpaid amounts of principal and interest on the principal amount outstanding, which may include reasonable additional compensation for early termination of the contract. Additionally, for a financial asset acquired at a significant discount

or premium to its contractual par amount, a feature that permits or requires prepayment at an amount that substantially represents the contractual par amount plus accrued (but unpaid) contractual interest (which may also include reasonable additional compensation for early termination) is treated as consistent with this criterion if the fair value of the prepayment feature is insignificant at initial recognition.

Financial assets: Subsequent measurement and gains and losses

Financial assets at FVTPL	These assets are subsequently measured at fair value. Net gains and losses, including any interest or dividend income, are recognised in profit or loss.
Financial assets at amortised cost	These assets are subsequently measured at amortised cost using the effective interest method. The amortised cost is reduced by impairment losses. Interest income, foreign exchange gains and losses and impairment are recognised in profit or loss. Any gain or loss on derecognition is recognised in profit or loss.
Debt instruments at FVOCI	These assets are subsequently measured at fair value. Interest income under the effective interest method, foreign exchange gains and losses and impairment are recognised in profit or loss. Other net gains and losses are recognised in OCI. On derecognition, gains and losses accumulated in OCI are reclassified to profit or loss.
Equity instruments at FVOCI	These assets are subsequently measured at fair value. Dividends are recognised as income in profit or loss unless the dividend clearly represents a recovery of part of the cost of the investment. Other net gains and losses are recognised in OCI and are not reclassified to profit or loss.

Financial liabilities: Classification, subsequent measurement and gains and losses

Financial liabilities are classified as measured at amortised cost or FVTPL. A financial liability is classified as at FVTPL if it is classified as held for trading, or it is a derivative or it is designated as such on initial recognition. Financial liabilities at FVTPL are measured at fair value and net gains and losses, including any interest expense, are recognised in profit or loss. Other financial liabilities are subsequently measured at amortised cost using the effective interest method. Interest expense and foreign exchange gains and losses are recognised in profit and loss. Any gain or loss on derecognition is also recognised in profit and loss.

iii) Derecognition

Financial assets

The Embassy Office Parks REIT derecognises a financial asset when the contractual rights to the cash flows from the financial asset expire, or it transfers the rights to receive the contractual cash flows in a transaction in which substantially all of the risks and rewards of ownership of the financial asset are transferred or in which the Embassy Office Parks REIT neither transfers nor retains substantially all of the risks and rewards of ownership and does not retain control of the financial asset.

If the Embassy Office Parks REIT enters into transactions whereby it transfers assets recognised in its Standalone Balance Sheet, but retains either all or substantially all of the risks and rewards of the transferred assets, the transferred assets are not derecognised.

Financial liabilities

The Embassy Office Parks REIT derecognises a financial liability when its contractual obligations are discharged or cancelled, or expire.

The Embassy Office Parks REIT also derecognises a financial liability when its terms are modified and the cash flows under the modified terms are substantially different. In this case, a new financial liability based on the modified terms is recognised at fair value. The difference between the carrying amount of the financial liability extinguished and the new financial liability with modified terms is recognised in profit and loss.

iv) Offsetting

Financial assets and financial liabilities are offset and the net amount presented in the Standalone Balance Sheet when, and only when, the Embassy Office Parks REIT currently has a legally enforceable right to set off the amounts and it intends either to settle them on a net basis or to realise the asset and settle the liability simultaneously.

i) Compound financial instruments

The liability component of a compound financial instrument is initially recognised at the fair value of a similar liability that does not have an equity conversion option. The equity component is initially recognised at the difference between the fair value of the compound financial instrument as a whole and the fair value of the liability component. Any directly attributable transaction costs are allocated to the liability and equity components in proportion to their initial carrying amounts.

Subsequent to initial recognition, the liability component of a compound financial instrument is measured at amortised cost using the effective interest method. The equity component of a compound financial instrument is not measured subsequently.

Interest related to the financial liability is recognised in profit or loss (unless it qualifies for inclusion in cost of asset). In case of conversion at maturity, the financial liability is reclassified to equity and no gain or loss is recognised.

j) Impairment of financial assets

Financial assets

The Embassy Office Parks REIT recognises loss allowances for expected credit losses on:

- financial assets measured at amortised cost; and
- financial assets measured at FVTOCI- debt investments

At each reporting date, the Embassy Office Parks REIT assesses whether financial assets carried at amortised cost and debt securities at FVTOCI are credit-impaired. A financial asset is 'credit-impaired' when one or more events that have a detrimental impact on the estimated future cash flows of the financial asset have occurred.

Evidence that a financial asset is credit-impaired includes the following observable data:

- significant financial difficulty of the borrower or issuer
- a breach of contract such as a default or being past due for 180 days or more
- the restructuring of a loan or advance by the Embassy Office Parks REIT on terms that the Embassy Office Parks REIT would not consider otherwise
- it is probable that the borrower will enter bankruptcy or other financial reorganisation or
- the disappearance of an active market for a security because of financial difficulties

The Embassy Office Parks REIT measures loss allowances at an amount equal to lifetime expected credit losses, except for the following, which are measured as 12 month expected credit losses:

- debt securities that are determined to have low credit risk at the reporting date; and

- other debt securities and bank balances for which credit risk (i.e. the risk of default occurring over the expected life of the financial instrument) has not increased significantly since initial recognition.

Loss allowances for trade receivables are always measured at an amount equal to lifetime expected credit losses.

Lifetime expected credit losses are the expected credit losses that result from all possible default events over the expected life of a financial instrument.

12-month expected credit losses are the portion of expected credit losses that result from default events that are possible within 12 months after the reporting date (or a shorter period if the expected life of the instrument is less than 12 months).

In all cases, the maximum period considered when estimating expected credit losses is the maximum contractual period over which the Embassy Office Parks REIT is exposed to credit risk.

When determining whether the credit risk of a financial asset has increased significantly since initial recognition and when estimating expected credit losses, the Embassy Office Parks REIT considers reasonable and supportable information that is relevant and availability without undue cost or effort. This includes both quantitative and qualitative information and analysis, based on the Embassy Office Parks REIT's historical experience and informed credit assessment and including forward-looking information.

The Embassy Office Parks REIT assumes that the credit risk on a financial asset has increased significantly if it is more than 30 days past due.

The Embassy Office Parks REIT considers a financial asset to be default when:

- the borrower is unlikely to pay its credit obligations to the Embassy Office Parks REIT in full, without recourse by the Embassy Office Parks REIT to actions such as realising security (if any is held); or
- the financial asset is 180 days or more past due without any security

Measurement of expected credit losses: Expected credit losses are a probability-weighted estimate of credit losses. Credit losses are measured as the present value of all cash shortfalls (i.e. the difference between the cash flows due to the Embassy Office Parks REIT and the cash flows that the Embassy Office Parks REIT expects to receive).

Presentation of allowance for expected credit losses in the balance sheet: Loss allowances for financial assets measured at amortised cost are deducted from the gross carrying amount of the assets. For debt securities at FVTOCI, the loss allowance is charged to profit and loss account and is recognised in OCI.

Write-off: The gross carrying amount of a financial asset is written off (either partially or in full) to the extent that there is no realistic prospect of recovery. This is generally the case when the Embassy Office Parks REIT determines that the debtor does not have assets or sources of income that could generate sufficient cash flows to repay the amounts subject to write-off. However, financial assets that are written off could still be subject to enforcement activities in order to comply with the Embassy Office Parks REIT's procedures for recovery of amounts due.

Majority of the financial assets of the Embassy Office Parks REIT pertain to Trade and other receivables. Considering the nature of business, the Embassy Office Parks REIT does not foresee any credit risk on its trade and other receivables which may cause an impairment. As per the agreement with tenants, the receivables are covered by clause of payment security mechanism which ensures receipt of all trade receivables. Also, the Embassy Office Parks REIT does not have any past history of significant impairment of Trade and other receivables.

k) Embedded derivatives

When the Embassy Office Parks REIT becomes a party to a hybrid contract with a host that is not an asset within the scope of Ind AS 109 Financial Instruments, it identifies whether there is an embedded derivative. Embedded derivatives are separated from the host contract and accounted for separately if the host contract is not a financial asset and certain criteria are met.

l) Financial guarantee contracts

Financial guarantee contracts are recognised as a financial liability at the time the guarantee is issued. The liability is initially measured at fair value and subsequently at the higher of the amount determined in accordance with Ind AS 37 Provisions, Contingent Liabilities and Contingent Assets and the amount initially recognised less cumulative amortisation, where appropriate.

The fair value of financial guarantees is determined as the present value of the difference in net cash flows between the contractual payments under the debt instrument and the payments that would be required without the guarantee, or the estimated amount that would be payable to a third party for assuming the obligations.

When guarantees in relation to loans or other payables of subsidiaries or associates are provided for no compensation, the fair values are accounted as contributions and recognised as part of the cost of investment.

m) Leases (applicable with effect from 1 April 2019)

Embassy Office Parks REIT as a lessee

A contract is, or contains, a lease if the contract conveys the right to control the use of an identified asset for a period of time in exchange for consideration.

The Embassy Office Parks REIT recognises right-of-use asset representing its right to use the underlying asset for the lease term at the lease commencement date. The cost of the right-of-use asset measured at inception shall comprise of the amount of the initial measurement of the lease liability, adjusted for any lease payments made at or before the commencement date, less any lease incentives received, plus any initial direct costs incurred and an estimate of the costs to be incurred by the lessee in dismantling and removing the underlying asset or restoring the underlying asset or site on which it is located.

The right-of-use assets is subsequently measured at cost less accumulated depreciation, accumulated impairment losses, if any and adjusted for any remeasurement of the lease liability. The right-of-use assets is depreciated using the straight-line method from the commencement date over the shorter of lease term or useful life of right-of-use asset. Right-of-use assets are tested for impairment whenever there is any indication that their carrying amounts may not be recoverable. Impairment loss, if any, is recognised in the statement of profit and loss.

The lease liability is initially measured at the present value of the lease payments that are not paid at the commencement date, discounted using the interest rate implicit in the lease or, if that rate cannot be readily determined, the incremental borrowing rate applicable to the entity within the Embassy Office Parks REIT. Generally, the Embassy Office Parks REIT uses its incremental borrowing rate as the discount rate. For leases with reasonably similar characteristics, the Embassy Office Parks REIT, on a lease by lease basis, may adopt either the incremental borrowing rate specific to the lease or the incremental borrowing rate for the portfolio as a whole.

The Embassy Office Parks REIT recognises the amount of the re-measurement of lease liability as an adjustment to the right-of-use asset. Where the carrying amount of the right-of-use asset is reduced to zero and there is a further reduction in the measurement of the lease liability, the Embassy Office Parks REIT recognises any remaining amount of the re-measurement in statement of profit and loss.

The Embassy Office Parks REIT has elected not to recognise right-of-use assets and lease liabilities for short-term leases of all assets that have a lease term of 12 months or less and leases of low-value assets. The Embassy Office Parks REIT recognizes the lease payments associated with these leases as an expense on a straight-line basis over the lease term.

Embassy Office Parks REIT as a lessor

i. Determining whether an arrangement contains a lease

At inception of an arrangement, it is determined whether the arrangement is or contains a lease. At inception or on reassessment of the arrangement that contains a lease, the payments and other consideration required by such an arrangement are separated into those for other elements on the basis of their relative fair values. If it is concluded for a finance lease that it is impracticable to separate the payments reliably, then an asset and a liability are recognised at an amount equal to the fair value of the underlying asset. The liability is reduced as payments are made and an imputed finance cost on the liability is recognised using the incremental borrowing rate.

ii. Assets held under leases

Leases in which the Embassy Office Parks REIT does not transfer substantially all the risks and rewards of ownership of an asset are classified as operating leases. Leases are classified as finance leases when substantially all of the risks and rewards of ownership transfer from the Embassy Office Parks REIT to the lessee. Amounts due from lessees under finance leases are recorded as receivables at the Embassy Office Parks REIT's net investment in the leases.

iii. Initial direct costs

Initial direct costs such as brokerage expenses incurred specifically to earn revenues from an operating lease are capitalised to the carrying amount of leased asset and recognised over the lease term on the same basis as rental income.

Transition to Ind AS 116

Ministry of Corporate Affairs ("MCA") through Companies (Indian Accounting Standards) Amendment Rules, 2019 and Companies (Indian Accounting Standards) Second Amendment Rules, has notified Ind AS 116 Leases which replaces the existing lease standard, Ind AS 17 leases. Ind AS 116 sets out the principles for the recognition, measurement, presentation and disclosure of leases for both lessees and lessors. It introduces a single, on-balance sheet lease accounting model for lessees.

There has been no significant impact in view of adoption of Ind AS 116 for the Quarter and nine months ended 31 December 2019. Further, the applicability of Ind AS 116 did not affect the revenue /reserves of the Company reported during earlier year. Ind AS 116 requires extensive disclosures. However, considering that the application did not have impact on the REIT, no further disclosure have been made.

The Trust is not a lessor or lessee for any lease contracts as at 31 December 2019.

n) Revenue recognition

Revenue is measured at the fair value of the consideration received or receivable. This inter alia involves discounting of the consideration due to the present value if payment extends beyond normal credit terms.

Revenue is recognised when recovery of the consideration is probable and the amount of revenue can be measured reliably.

Recognition of dividend income, interest income

Dividend income is recognised in profit or loss on the date on which the Embassy Office Parks REIT's right to receive payment is established.

Interest income is recognised using the effective interest method. The 'effective interest rate' is the rate that exactly discounts estimated future cash receipts through the expected life of the financial instrument to the gross carrying amount of the financial asset.

In calculating interest income, the effective interest rate is applied to the gross carrying amount of the asset (when the asset is not credit-impaired). However, for financial assets that have become credit-impaired subsequent to initial recognition, interest income is calculated by applying the effective interest rate to the amortised cost of the financial asset. If the asset is no longer credit-impaired, then the calculation of interest income reverts to the gross basis.

o) Investments in subsidiaries and joint ventures

The Trust accounts for its investments in subsidiaries and joint ventures at cost less accumulated impairment losses (if any) in its condensed standalone financial statements. Investments accounted for at cost are accounted for in accordance with Ind AS 105, Non-current Assets Held for Sale and Discontinued Operations, when they are classified as held for sale.

p) Borrowing costs

Borrowing costs are interest and other costs (including exchange differences relating to foreign currency borrowings to the extent that they are regarded as an adjustment to interest costs) incurred in connection with the borrowing of funds. Borrowing costs directly attributable to acquisition or construction of an asset which necessarily take a substantial period of time to get ready for their intended use are capitalised as part of the cost of that asset. Other borrowing costs are recognised as an expense in the period in which they are incurred.

Interest expense is recognised using the effective interest method. The 'effective interest rate' is the rate that exactly discounts estimated future cash payments through the expected life of the financial instrument to the amortised cost of the financial liability. In calculating interest expense, the effective interest rate is applied to the amortised cost of the liability.

q) Taxation

Income tax comprises current and deferred tax. Income tax expense is recognised in the Standalone Statement of Profit and Loss except to the extent it relates to items directly recognised in equity or in other comprehensive income.

(i) Current tax:

Current tax comprises the expected tax payable or receivable on the taxable income or loss for the year and any adjustment to the tax payable or receivable in respect of previous years. The amount of current tax reflects the best estimate of the tax amount expected to be paid or received after considering the uncertainty, if any, related to income taxes. It is measured using tax rates (and tax laws) enacted or substantively enacted by the reporting date.

Current tax assets and liabilities are offset only if there is a legally enforceable right to set off the recognised amounts, and it is intended to realise the asset and settle the liability on a net basis or simultaneously.

(ii) Deferred tax:

Deferred tax is recognised in respect of temporary differences between the carrying amounts of assets and liabilities for financial reporting purposes and the corresponding amounts used for taxation purposes. Deferred tax is also recognised in respect of carried forward tax losses and tax credits. Deferred tax is not recognised for:

- Temporary differences arising on the initial recognition of assets and liabilities in a transaction that is not a business combination and that affects neither accounting nor taxable profit or loss at the time of the transaction;
- Taxable temporary differences arising on initial recognition of goodwill.

Deferred income tax asset are recognised to the extent that it is probable that future taxable profits will be available against which they can be used. The existence of unused tax losses is strong evidence that future taxable profit may not be available. Therefore, in case of a history of recent losses, the Embassy Office Parks REIT recognises a deferred tax asset only to the extent that it has sufficient taxable temporary differences or there is convincing other evidence that sufficient taxable profit will be available against which such deferred tax asset can be realised.

Deferred tax assets – unrecognised or recognised, are reviewed at each reporting date and are recognised/reduced to the extent that it is probable/no longer probable respectively that the related tax benefit will be realised.

Deferred tax is measured at the tax rates that are expected to apply to the period when the asset is realised or the liability is settled, based on the laws that have been enacted or substantively enacted at the reporting date.

The measurement of deferred tax reflects the tax consequences that would follow from the manner in which the Embassy Office Parks REIT expects, at the reporting date, to recover or settle the carrying amount of its assets and liabilities.

Deferred tax assets and liabilities are offset if there is a legally enforceable right to offset current tax assets and liabilities, and they relate to income taxes levied by the same tax authority on the same taxable entity, or on different tax entities, but they intend to settle current tax liabilities and assets on a net basis or their tax assets and liabilities will be realised simultaneously.

Tax impact of timing difference which arise during the tax holiday period are recognised only to the extent of those differences which are reversed after the tax holiday period.

r) Provisions and contingencies

The Embassy Office Parks REIT recognises a provision when there is a present obligation (legal or constructive) as a result of a past obligating event that probably requires an outflow of resources and a reliable estimate can be made of the amount of the obligation. A disclosure for a contingent liability is made when there is a possible obligation or a present obligation that may, but probably will not, require an outflow of resources. Where there is a possible obligation or a present obligation that the likelihood of outflow of resources is remote, no provision or disclosure is made.

Provisions for onerous contracts, i.e. contracts where the expected unavoidable costs of meeting the obligations under the contract exceed the economic benefits expected to be received under it, are recognised when it is probable that an outflow of resources embodying economic benefits will be required to settle a present obligation as a result of an obligating event, based on a reliable estimate of such obligation.

If the effect of the time value of money is material, provisions are discounted.

s) Operating segments

The objectives of Embassy REIT are to undertake activities in accordance with the provisions of the SEBI REIT Regulations and the Trust Deed. The principal activity of Embassy REIT is to own and invest in rent or income generating real estate and related assets in India.

The Board of Directors of the Investment Manager allocate the resources and assess the performance of the Trust, thus are the Chief Operating Decision Maker (CODM). In accordance with the requirements of Ind AS 108 - "Segment Reporting", the CODM monitors the operating results of the business as a single segment, hence no separate segment needs to be disclosed. As the Embassy Office Parks REIT operates in India only, hence no separate geographical segment is disclosed.

t) Errors and estimates

The Embassy Office Parks REIT revises its accounting policies if the change is required due to a change in Ind AS or if the change will provide more relevant and reliable information to the users of the financial statements. Changes in accounting policies are applied retrospectively.

A change in an accounting estimate that results in changes in the carrying amounts of recognised assets or liabilities or to profit or loss is applied prospectively in the period(s) of change. Discovery of errors results in revisions retrospectively by restating the comparative amounts of assets, liabilities and equity of the earliest prior period in which the error is discovered. The opening balances of the earliest period presented are also restated.

u) Cash and cash equivalents

Cash and cash equivalents in the Standalone Balance Sheet comprises of cash at banks and on hand, deposits held at call with bank or financial institutions, other short-term, highly liquid investments with original maturities of three months or less that are readily convertible to known amounts of cash and which are subject to an insignificant risk of changes in value.

v) **Cash distributions to unit holders**

The Embassy Office Parks REIT recognizes a liability to make cash distributions to unit holders when the distribution is authorized, and a legal obligation has been created. As per the REIT Regulations, a distribution is authorized when it is approved by the Board of Directors of the Manager. A corresponding amount is recognized directly in equity.

w) **Standalone Statement of Cash flows**

Standalone Cash flows are reported using the indirect method, whereby net profit before tax is adjusted for the effects of transactions of a non-cash nature and any deferrals or accruals of past or future cash receipts or payments. The cash flows from operating, investing and financing activities of the Embassy Office Parks REIT are segregated.

For the purpose of the Standalone Statement of Cash Flow, cash and cash equivalents consist of cash and short-term deposits, as defined above, net of outstanding bank overdrafts as they are considered an integral part of the Embassy Office Parks REIT's cash management.

x) **Earnings per unit**

The basic earnings per unit is computed by dividing the net profit/ (loss) attributable to the unit holders of the REIT by the weighted average number of units outstanding during the reporting period. The number of units used in computing diluted earnings/ (loss) per unit comprises the weighted average units considered for deriving basic earnings/ (loss) per unit and also the weighted average number of units which could have been issued on the conversion of all dilutive potential units.

Dilutive potential units are deemed converted as of the beginning of the reporting date, unless they have been issued at a later date. In computing diluted earnings per unit, only potential equity units that are dilutive and which either reduces earnings per share or increase loss per units are included.

y) **Earnings before finance costs, depreciation, amortisation and income tax**

The Embassy Office Parks REIT has elected to present earnings before finance cost, depreciation, amortisation and income tax as a separate line item on the face of the Standalone Statement of Profit and Loss. The Embassy Office Parks REIT measures earnings before finance cost, depreciation, amortisation and income tax on the basis of profit/ (loss) from continuing operations. In its measurement, the Embassy Office Parks REIT does not include depreciation and amortisation expense, finance costs and tax expense.

z) **Distribution**

Under the provisions of the REIT Regulations, Embassy Office Parks REIT is required to distribute to the Unitholders not less than ninety percent of the net distributable cash flows ('NDCF') of Embassy Office Parks REIT and the current policy of the Manager is to comply with such requirement. The NDCF is calculated in accordance with the REIT Regulations and in the manner provided in the NDCF framework defined by the Manager.

In terms of the REIT Regulations and NDCF framework which prescribes for the minimum amount of NDCF to be distributed to Embassy Office Parks REIT:

- not less than 90% of the NDCF of the SPVs are required to be distributed to the Embassy Office Parks REIT, in proportion to its shareholding in the SPV, subject to applicable provisions of the Companies Act, 2013.
- 100% of the cash flows received by the Holding Company from the underlying SPVs are required to be distributed to the Embassy Office Parks REIT, and not less than 90% of the

- NDCF generated by the Holding Company on its own shall be distributed to the Embassy Office Parks REIT, subject to applicable provisions of the Companies Act, 2013.
- The aforesaid net distributable cash flows are made available to Embassy Office Parks REIT in the form of (i) interest paid on Shareholder Debt provided by Embassy Office Parks REIT to the SPV's/Holding Company, (ii) Principal repayment of Shareholder Debt, (iii) dividend declared by the SPV's/Holding Company and received by Embassy Office Parks REIT and (iv) Proceeds from sale of any Embassy REIT assets.

Since Embassy Office Parks REIT has committed to quarterly distributions, any shortfall as regards minimum quarterly distribution by the SPVs and Holding Company to Embassy Office Parks REIT, post interest paid on Shareholder Debt and Principal repayment of Shareholder Debt, would be done by declaring dividend, to the extent permitted under the Companies Act, 2013. Repayment of short-term construction debt given to SPV's are not considered for the purpose of distributions.

Non-current assets

3 Non-current investments

Particulars	As at	As at	As at
	31 December 2019	31 March 2019	1 April 2018
Trade, unquoted, Investments in subsidiaries (at cost)			
<i>(refer note i below)</i>			
- 8,703,248 (31 March 2019 8,703,248) equity shares of Embassy Office Parks Private Limited of Rs 10 each, fully paid up	62,768.25	62,768.25	-
- 727,538 (31 March 2019 727,538) equity shares of Manyata Promoters Private Limited of Rs 10 each, fully paid up	48,790.52	48,790.52	-
- 271,611 (31 March 2019 271,611) equity shares of Qubix Business Park Private Limited of Rs 10 each, fully paid up	5,595.08	5,595.08	-
- 1,884,747 (31 March 2019 1,884,747) equity shares of Oxygen Business Park Private Limited of Rs 10 each, fully paid up	12,308.89	12,308.89	-
- 185,604,589 (31 March 2019 185,604,589) equity shares of Earnest Towers Private Limited of Rs 10 each, fully paid up	12,138.78	12,138.78	-
- 6,134,015 (31 March 2019 6,134,015) equity shares of Vikhroli Corporate Park Private Limited of Rs 10 each, fully paid up	10,710.94	10,710.94	-
- 124,561 (31 March 2019 124,561) equity shares of Indian Express Newspapers (Mumbai) Private Limited of Rs 10 each, fully paid up	6,463.79	6,463.79	-
- 130,022 (31 March 2019 130,022) Class A equity shares of Indian Express Newspapers (Mumbai) Private Limited of Rs 10 each, fully paid up	6,747.17	6,747.17	-
- 2,129,635 (31 March 2019 2,129,635) equity shares of Quadron Business Park Private Limited of Rs 10 each, fully paid up	13,689.26	13,689.26	-
- 107,958 (31 March 2019 107,958) equity shares of Galaxy Square Private Limited of Rs 100 each, fully paid up	4,662.50	4,662.50	-
- 405,940,204 (31 March 2019 405,940,204) equity shares of Umbel Properties Private Limited of Rs 10 each, fully paid up	2,841.67	2,841.67	-
- 1,999 (31 March 2019 1,999) equity shares of Embassy Energy Private Limited of Rs 10 each, fully paid up	732.79	732.79	-
	187,449.64	187,449.64	-

Note : The Trust has issued Units as consideration to acquire these investments wherein the tradable REIT Unit has been valued at Rs 300 each

Details of % shareholding in the subsidiaries, held by Trust is as under

Name of Subsidiary	As at	As at	As at
	31 December 2019	31 March 2019	1 April 2018
Embassy Office Parks Private Limited	100.00%	100.00%	-
Manyata Promoters Private Limited*	64.23%	64.23%	-
Umbel Properties Private Limited	100.00%	100.00%	-
Embassy Energy Private Limited **	19.99%	19.99%	-
Earnest Towers Private Limited	100.00%	100.00%	-
Indian Express Newspapers (Mumbai) Private Limited	100.00%	100.00%	-
Vikhroli Corporate Park Private Limited	100.00%	100.00%	-
Qubix Business Park Private Limited	100.00%	100.00%	-
Quadron Business Park Private Limited	100.00%	100.00%	-
Oxygen Business Park Private Limited	100.00%	100.00%	-
Galaxy Square Private Limited	100.00%	100.00%	-

* Remaining 35.77% of ownership interest in Manyata Promoters Private Limited is owned by Embassy Office Parks Private Limited

** Remaining 80.01% of ownership interest in Embassy Energy Private Limited is owned by Embassy Office Parks Private Limited

4 Loans

Particulars	As at	As at	As at
	31 December 2019	31 March 2019	1 April 2018
<i>Unsecured, considered good</i>			
Loan to subsidiaries- refer Note 24	67,485.55	4,681.93	-
Security deposits			
- others	1.00	31.00	-
	67,486.55	4,712.93	-

Security: Unsecured

Interest : 12.50% per annum. The Lender may reset the rate of interest applicable to all or any tranche of the loan amount on (i) any drawdown date, and (ii) any interest payment date prior to the repayment date, by giving a notice of not less than 5 (five) days to the borrower, provided that pursuant to any such reset, the interest rate shall continue to be not less than 12.50% per annum and not more than 14.00% per annum for any disbursements of the loan amount out of the proceeds of Listing.

Repayment:

- (a) Bullet repayment on the date falling at the end of 15 (fifteen) years from the first drawdown date
- (b) Early repayment option (wholly or partially) is available to the borrower (SPV's)

5 Non-current tax assets (net)

Particulars	As at	As at	As at
	31 December 2019	31 March 2019	1 April 2018
Advance tax, net of provision for tax	1.61	-	-
	1.61	-	-

6 Current investments

Particulars	As at	As at	As at
	31 December 2019	31 March 2019	1 April 2018
Non-trade, Unquoted, Investment in mutual funds			
Aditya Birla Sunlife Liquid Fund - Growth	75.64	-	-
HDFC Liquid Fund-Growth	29.48	-	-
IDFC Cash Fund - Growth	251.25	-	-
Axis Liquid Fund - Growth	1,410.00	-	-
ICICI Prudential Overnight Fund - Growth	150.50	-	-
SBI Liquid fund - Growth	1,370.00	-	-
TATA Liquid fund - Growth	900.00	-	-
SBI overnight fund - Growth	573.78	-	-
Trade, unquoted investments measured at amortised cost			
- Investment in Debentures - (refer note (i) below)			
- of a joint venture entity - refer Note 24 and 26	1,182.48	-	-
2,500 (31 March 2019 Nil) 8.5% debentures of Rs 1 million each (current portion)			
	5,943.13	-	-
Investment measured at amortised cost	1,182.48	-	-
Investment measured at fair value through profit or loss	4,760.65	-	-
Investments measured at fair value through other comprehensive income	-	-	-
Aggregate amount of impairment recognised	-	-	-

- 1 2,500 (31 March 2019 Nil) unlisted, unrated, secured redeemable, non-convertible debentures of Golfinks Software Parks Private Limited with face value of Rs 10,00,000 each. Outstanding as on 31 December 2019 Rs 1,182.48 million (31 March 2019 Nil)
- 2 Interest Rate 8.50% p.a. on monthly outstanding balance
- 3 Security The debentures are secured by first ranking exclusive security interest over Torrey Pines building
- 4 Redemption Debentures shall be redeemed in 16 monthly instalment (principal and interest) of Rs 160.00 million each and 17th instalment of Rs 98.99 million in accordance with redemption schedule. Early redemption of the debentures shall be permitted from internal accruals of the issuer or any other sources, at the option of the issuer and without any prepayment penalty

7 Cash and cash equivalents

Particulars	As at	As at	As at
	31 December 2019	31 March 2019	1 April 2018
Cash on hand	-	-	-
Balances with banks			
- in current accounts *	1,127.32	0.50	-
- in escrow accounts			
- Balances with banks for unclaimed distributions	0.30	-	-
- Others **	-	42,818.03	-
	1,127.62	42,818.53	-

* Balance in current accounts includes cheques on hand received from SPV's in respect of interest/principal repayments of loans for the quarter ended 31 December 2019 amounting to Rs 1,153.77 million (31 March 2019 Rs Nil)

** Represents Rs Nil (31 March 2019 Rs 42,818.03 million) from proceeds of initial public offer of REIT units (Total proceeds Rs 47,499.96 million)

8 Loans

Particulars	As at	As at	As at
	31 December 2019	31 March 2019	1 April 2018
Unsecured, considered good			
Loan to subsidiaries- refer Note 24	520.00	-	-
	520.00	-	-

Security: Unsecured

Interest : 12.50% per annum. The Lender may reset the rate of interest applicable to all or any tranche of the loan amount on (i) any drawdown date, and (ii) any interest payment date prior to the repayment date, by giving a notice of not less than 5 (five) days to the borrower

Repayment: Bullet repayment and to be payable within 364 days from the date of disbursement. Early repayment option (wholly or partially) is available to the borrower (SPV's)

9 Other financial assets

Particulars	As at	As at	As at
	31 December 2019	31 March 2019	1 April 2018
Other receivables	3.15	-	-
	3.15	-	-

10 Other current assets

Particulars	As at	As at	As at
	31 December 2019	31 March 2019	1 April 2018
Unsecured, considered good			
Prepaid expenses- refer Note 24	0.74	-	-
	0.74	-	-

11 Unit capital

Unit Capital	No in Million	Amount
As at 1 April 2018	-	-
Units issued during the year		
- pursuant to the initial public offer, issued, subscribed and fully paid-up in cash (refer note ii below)	158.33	47,499.96
- in exchange for equity interest in SPVs (refer note iii below)	613.34	183,999.64
Less: Issue expenses (Refer note below)	-	(2,460.34)
As at 31 March 2019	771.67	229,039.26
As at 1 April 2019	771.67	229,039.26
Add Reversal of issue expenses no longer payable (refer note below)	-	81.70
Closing balance as at 31 December 2019	771.67	229,120.96

Note: Issue expenses pertaining to the Initial Public Offering (IPO) and listing of the Units on the National Stock Exchange and Bombay Stock Exchange have been reduced from the Unitholders capital as at 31 March 2019 in accordance with Ind AS 32 Financial Instruments: Presentation. Further, during the nine months ended 31 December 2019, excess provision no longer payable, has been reversed amounting to Rs.81.70 million.

(a) Terms/rights attached to Units

- (i) The Trust has only one class of Units. Each Unit represents an undivided beneficial interest in the Trust. Each holder of Units is entitled to one vote per unit. The Unitholders have the right to receive at least 90% of the Net Distributable Cash Flows of the Trust at least once in every six months in each financial year in accordance with the REIT Regulations. The Board of Directors of the Investment Manager approves dividend distributions. The distribution will be in proportion to the number of Units held by the Unitholders. The Trust declares and pays dividends in Indian Rupees.

Under the provisions of the REIT Regulations, Embassy Office Parks REIT is required to distribute to Unitholders not less than ninety percent of the net distributable cash flows of Embassy Office Parks REIT for each financial year. Accordingly, a portion of the Unitholders' funds contains a contractual obligation of the Trust to pay to its Unitholders cash distributions. The Unitholders funds could have been classified as compound financial instrument which contain both equity and liability components in accordance with Ind AS 32 - Financial Instruments: Presentation. However, in accordance with SEBI Circulars (No. CIR/IMD/DF/146/2016 dated 29 December 2016 and No. CIR/IMD/DF/141/2016 dated 26 December 2016) issued under the REIT Regulations, the Unitholders funds have been classified as equity in order to comply with the mandatory requirements of Section H of Annexure A to the SEBI Circular dated 26 December 2016 dealing with the minimum disclosures for key financial statements. Consistent with Unitholders' funds being classified as equity, the distributions to Unitholders is presented in Statement of Changes in Unitholders' Equity and not as finance costs. In line with the above, the dividend payable to unit holders is recognised as liability when the same is approved by the Investment Manager.

- (ii) Initial Public Offering of 158,333,200 Units for cash at price of Rs. 300 per Unit aggregating to Rs. 47,499.96 million.

- (iii) Embassy Office Parks REIT has acquired the SPVs by acquiring all the equity interest held by the Embassy Sponsor, Blackstone Sponsor and Blackstone Sponsor Group and certain other shareholders. The acquisition of equity interest in the SPVs has been done by issue of 613,332,143 Units of Rs. 300 each as per the table below.

Name of the SPV	Number of Units allotted for acquiring all the equity interest held in the SPVs				Total
	Embassy Sponsor	Blackstone Sponsor	Blackstone Sponsor group (excluding Blackstone Sponsor)	Other shareholders in the SPVs	
MPPL	2,924,450	93,610,755	-	66,099,872	162,635,077
UPPL	6,725,285	-	-	2,746,948	9,472,233
EEPL	1,221,322	-	-	1,221,322	2,442,644
IENMPL	-	-	32,536,562	-	32,536,562
VCPPL	-	-	35,703,128	-	35,703,128
ETPL	-	-	39,446,986	1,015,611	40,462,597
EOPPL	104,613,745	-	104,613,746	-	209,227,491
QBPL	-	-	45,630,850	-	45,630,850
QBPPL	-	-	18,650,260	-	18,650,260
OBPPL	-	-	41,029,647	-	41,029,647
GSPL	-	-	15,541,654	-	15,541,654
Total number of Units issued	115,484,802	93,610,755	333,152,833	71,083,753	613,332,143

(b) Unitholders holding more than 5 percent Units in the Trust

Name of the share holder	As at 31 December 2019		As at 31 March 2019	
	No of Units	% holding	No of Units	% holding
Embassy Property Developments Private Limited	115,484,802	14.97%	115,484,802	14.97%
SG Indian Holding (Nq) Co I Pte Limited	104,094,966	13.49%	104,094,966	13.49%
BRE Mauritius Investments	93,610,755	12.13%	93,610,755	12.13%
Veeranna Reddy	65,472,582	8.48%	65,472,582	8.48%
Bre/Mauritius Investments II	45,630,850	5.91%	45,630,850	5.91%
India Alternate Property Limited	39,446,986	5.11%	39,446,986	5.11%

- (c) The Trust has not allotted any fully paid-up units by way of bonus Units nor has it bought back any class of units from the date of incorporation till the balance sheet date. Further the Trust has not issued any units for consideration other than cash from the date of incorporation till the balance sheet date, except as disclosed above.

12 Other equity

Particulars	As at	As at	As at
	31 December 2019	31 March 2019	1 April 2018
Retained earnings *	3,938.26	(94.47)	-
Less - Distribution to Unitholders	(8,796.99)	-	-
	(4,858.73)	(94.47)	-

*Refer Standalone Statement of changes in Unitholder's Equity for detailed movement in other equity balances.

Retained earnings

The cumulative gain or loss arising from the operations which is retained and is recognized and accumulated under the heading of retained earnings. At the end of the period/year, the profit after tax is transferred from the statement of profit and loss to the retained earnings account.

13 Borrowings

Particulars	As at	As at	As at
	31 December 2019	31 March 2019	1 April 2018
Secured			
36,500 (31 March 2019: Nil) EMBASSY REIT Series I NCD 2019, face value of Rs.1,000,000 each (net of issue expenses, at amortised cost)			
- Tranche I	31,609.81	-	-
- Tranche II	6,517.13	-	-
	38,126.94	-	-

Note:

- (i) In May 2019, the Trust issued 30,000 (31 March 2019: Nil) listed, AAA rated, secured, redeemable and non-convertible Embassy REIT Series I NCD 2019 (Tranche I), debentures having face value of Rs. 1 million each amounting to Rs. 30,000.00 million with an Internal Rate of Return (IRR) of 9.4% and will mature on 2 June 2022. In November 2019, the Trust further issued 6,500 such debentures (Tranche II) with an Internal Rate of Return (IRR) of 9.05% and with same terms and conditions as Tranche I. The Tranche I and Tranche II NCD described above were listed on the Bombay Stock Exchange on 15 May 2019 and 28 November 2019 respectively.

Security terms

The NCD's are secured against each of the following in favour of the Security Trustee (holding for the benefit of the Debenture Trustee and ranking pari passu inter se the Debenture Holders):

1. A sole and exclusive first ranking charge created by MPPL on (a) land measuring 112.475 acres at Bengaluru together with blocks and various commercial buildings; (b) 1.022 acres (Phase I) and 1.631 (Phase IV) acres of undivided right, title and interest in the commercial complex known as "Mfar Manyata Tech Park".
2. A sole and exclusive first ranking pledge created by the REIT and EOPPL over their total shareholding in the SPV's namely QBPPL, ETPL, VCPPL, GSPL and MPPL together known as "secured SPVs".
3. A sole and exclusive first ranking charge by way of hypothecation created by the REIT over identified bank accounts and receivables.
4. A sole and exclusive first ranking charge by way of hypothecation created by each secured SPV over identified bank accounts and receivables of each secured SPV.
5. A negative pledge on all assets of each secured SPV except MPPL.

Redemption terms:

1. These debentures are redeemable by way of bullet payment on 2 June 2022.
2. Tranche I debentures have a redemption premium of 9.4% IRR compounded annually and Tranche II debentures have a redemption premium of 9.05% IRR compounded annually.
3. In case of downgrading of credit rating, the IRR shall increase by 0.25% - 1.25% over and above the applicable IRR calculated from the date of change of rating. In case of any subsequent upgrading of credit rating, the IRR shall restore/decrease by 0.25% - 1.00% over and above the applicable IRR calculated from the date of change of rating.
4. The issuer shall have the option of redeeming all or part of the debentures on a pro-rata basis at any time on a specified call option date (between May 2021 to May 2022) by delivering a Call Option Notice to the debenture holders prior to the relevant call option date, subject to certain agreed minimum aggregate nominal value of debentures being redeemed.

Current liabilities

14 Trade payables

Particulars	As at 31 December 2019	As at 31 March 2019	As at 1 April 2018
Trade payable			
- Total outstanding dues to micro and small enterprises	-	-	-
- Total outstanding dues other than micro and small enterprises			
- to related party- refer Note 24	2.99	-	-
- to others	0.26	-	-
	3.25	-	-

15 Other financial liabilities

Particulars	As at 31 December 2019	As at 31 March 2019	As at 1 April 2018
Unclaimed distribution	0.30	-	-
Other liabilities			
- to related party - refer Note 24	55.05	462.98	-
- to others*	62.44	5,573.33	-
	117.79	6,036.31	-

* Includes liability of Rs. Nil (31 March 2019 Rs.3,450 million) towards acquisition of equity shares of Indian Express Newspapers (Mumbai) Private Limited.

16 Other current liabilities

Particulars	As at 31 December 2019	As at 31 March 2019	As at 1 April 2018
Statutory dues	22.23	-	-
	22.23	-	-

(this space is intentionally left blank)

17 Interest income

	For the quarter ended 31 December 2019	For the quarter ended 30 September 2019	For the nine months ended 31 December 2019	For the quarter and nine months ended 31 December 2018	For the year ended 31 March 2019
Particulars					
Interest income					
- on fixed deposits	-	-	12.84	-	-
- on debentures (refer note 24)	31.49	40.90	122.48	-	-
- on loan to subsidiaries (refer note 24)	2,106.79	2,081.09	5,957.07	-	-
	2,138.28	2,121.99	6,092.39	-	-

18 Other income

	For the quarter ended 31 December 2019	For the quarter ended 30 September 2019	For the nine months ended 31 December 2019	For the quarter and nine months ended 31 December 2018	For the year ended 31 March 2019
Particulars					
Gain / (loss) on liquid mutual funds *	45.59	51.38	106.39	-	-
Miscellaneous	-	0.50	1.26	-	-
	45.59	51.88	107.65	-	-

* Includes net changes in fair value of mutual funds for the quarter ended 31 December 2019 of Rs. 1.49 million, 30 September 2019 of Rs. (3.64) million and nine months ended 31 December 2019 of Rs. 7.27 million.

19 Other expenses

	For the quarter ended 31 December 2019	For the quarter ended 30 September 2019	For the nine months ended 31 December 2019	For the quarter and nine months ended 31 December 2018	For the year ended 31 March 2019
Particulars					
Bank charges	0.23	0.02	0.25	-	-
Rates and taxes	0.27	0.14	0.41	-	-
Travelling and conveyance	-	0.17	0.17	-	-
Printing and stationery	-	0.10	0.10	-	-
Selling and marketing expenses	2.41	2.30	4.71	-	93.28
Miscellaneous expenses	0.06	0.44	0.50	-	-
	2.97	3.17	6.14	-	93.28

20 Finance costs

	For the quarter ended 31 December 2019	For the quarter ended 30 September 2019	For the nine months ended 31 December 2019	For the quarter and nine months ended 31 December 2018	For the year ended 31 March 2019
Particulars					
Interest expense					
- Accrual of premium on redemption of debentures	794.43	696.35	1,959.44	-	-
	794.43	696.35	1,959.44	-	-

Note: The debentures will be redeemed on 02 June 2022. (Refer note 13)

21 Tax expense

	For the quarter ended 31 December 2019	For the quarter ended 30 September 2019	For the nine months ended 31 December 2019	For the quarter and nine months ended 31 December 2018	For the year ended 31 March 2019
Particulars					
Current tax	19.01	38.96	62.88	-	-
	19.01	38.96	62.88	-	-

Embassy Office Parks REIT

RN: IN/REIT/17-18/0001

Notes to the Condensed Standalone Financial Statements

(all amounts in Rs. million unless otherwise stated)

**22 Earnings Per Unit (EPU)**

Basic EPU amounts are calculated by dividing the profit for the period / year attributable to Unit holders by the weighted average number of units outstanding during the period / year. Diluted EPU amounts are calculated by dividing the profit attributable to unit holders by the weighted average number of units outstanding during the period / year plus the weighted average number of units that would be issued on conversion of all the dilutive potential units into unit capital. The Units of the Trust were allotted on 22 March 2019 and 27 March 2019.

The following reflects the profit and unit data used in the basic and diluted EPU computation

Particulars	For the quarter ended 31 December 2019	For the quarter ended 30 September 2019	For the nine months ended 31 December 2019	For the quarter and nine months ended 31 December 2018	For the year ended 31 March 2019
Profit/ (loss) after tax for calculating basic and diluted EPU	1,244.46	1,476.07	4,032.73	-	(94.47)
Weighted average number of Units (No. in million)	771.67	771.67	771.67	-	18.10
Earnings Per Unit					
- Basic (Rupees/unit)	1.61	1.91	5.23	-	(5.22)
- Diluted (Rupees/unit)	1.61	1.91	5.23	-	(5.22)

(this space is intentionally left blank)

23 Commitments and contingencies

a. Contingent liabilities

Particulars	As at	As at	As at
	31 December 2019	31 March 2019	1 April 2018
Guarantee given to a Bank for loan obtained by a SPV	8,400.00	-	-

Note

Trust has given an irrevocable and unconditional Corporate guarantee dated 27 December 2019, in favour of Catalyst Trusteeship Limited (Trustee) towards the term loan facility of Rs.8,400 million by State Bank of India (Lender) to Manyata Promoters Private Limited (Borrower), a Embassy REIT SPV; to forthwith pay the Lender the outstanding amount of loan on demand by the Lender, upon the failure to make any payments/ repayments of the outstanding amounts (or any part thereof) on the respective due dates by Borrower.

b. Statement of capital and other commitments

Particulars	As at	As at	As at
	31 December 2019	31 March 2019	1 April 2018
Capital and other commitments	-	-	-

(this space is intentionally left blank)

24 Related party disclosures

L List of related parties as at 31 December 2019 (refer notes below)

A. Parties to Embassy Office Parks REIT

Embassy Property Developments Private Limited - Co-Sponsor
BRE Mauritius Investments - Co-Sponsor
Embassy Office Parks Management Services Private Limited - Investment Manager
Axis Trustee Services Limited - Trustee

The co-sponsor groups consist of the below entities

Embassy Property Developments Private Limited - Co-Sponsor

Embassy Property Developments Private Limited
Embassy One Developers Private Limited
D M Estates Private Limited
Embassy Services Private Limited
Golflinks Properties Private Limited

BRE/ Mauritius Investments - Co-Sponsor

SG Indian Holding (NQ) Co. I Pte Limited
SG Indian Holding (NQ) Co. II Pte Limited
SG Indian Holding (NQ) Co. III Pte Limited
BRE/Mauritius Investments II,
BREP NTPL Holding (NQ) Pte Limited
BREP VII NTPL Holding (NQ) Pte Limited
BREP Asia SBS NTPL Holding (NQ) Limited
BREP VII SBS NTPL Holding (NQ) Limited
BREP GML Holding (NQ) Pte Limited
BREP VII GML Holding (NQ) Pte Limited
BREP Asia SBS GML Holding (NQ) Limited
BREP VII SBS GML Holding (NQ) Limited
BREP Asia SG Oxygen Holding (NQ) Pte Limited

BREP VII SG Oxygen Holding (NQ) Pte Limited
BREP Asia SBS Oxygen Holding (NQ) Limited
BREP VII SBS Oxygen Holding (NQ) Limited
BREP Asia HCC Holding (NQ) Pte Limited
BREP VII HCC Holding (NQ) Pte Limited
BREP Asia SBS HCC Holding (NQ) Limited
BREP VII SBS HCC Holding (NQ) Limited
India Alternate Property Limited
BREP Asia SG Indian Holding (NQ) Co II Pte Limited
BREP VII SG Indian Holding (NQ) Co II Pte Limited
BREP Asia SBS Holding-NQ CO XI Limited
BREP VII SBS Holding-NQ CO XI Limited

Directors and Key managerial personnel's of the Investment Manager (Embassy Office Parks Management Services Private Limited)

Directors

Jitendra Virwani
Tuhin Parikh
Vivek Mehra
Ranjani Ramdas Pat
Anuj Puri (w e f 6 August 2018)
Purnata Kumar Sinha (w e f 6 August 2018)
Robert Christopher Heady (w e f 6 August 2018)
Aditya Virwani (w e f 6 August 2018)
Asheesh Mohia - Director (w e f 28 June 2019, alternate to Robert Christopher Heady)

Key management personnel

Michael David Holland - CEO (w e f 6 August 2018)
Rajesh Kaumal - CFO (w e f 6 August 2018)
Ramesh Penasamy - Company Secretary (w e f 7 January 2019)

(i) Subsidiary (SPV)

Embassy Office Parks Private Limited
Manyata Promoters Private Limited
Umbel Properties Private Limited
Embassy Energy Private Limited
Earnest Towers Private Limited
Indian Express Newspapers (Mumbai) Private Limited
Vikhroli Corporate Park Private Limited
Qubix Business Park Private Limited
Quadron Business Park Private Limited
Oxygen Business Park Private Limited
Galaxy Square Private Limited
Embassy Pune Techzone Private Limited (w e f 06 December 2019)

(ii) Joint Venture

Golflinks Software Parks Private Limited

B Other related parties with whom the transactions have taken place during the period/year:

Embassy One Developers Private Limited
Embassy Shelters Private Limited
Mac Charles (India) Limited

Related party disclosures

Transactions during the period / year

Particulars	For the quarter ended 31 December 2019	For the quarter ended 30 September 2019	For the nine months ended 31 December 2019	For the quarter and nine months ended 31 December 2018	For the year ended 31 March 2019
Unsecured loans given to					
Quadron Business Park Private Limited	-	180 00	7,509 00	-	4,681 93
Embassy Office Parks Private Limited	-	-	5,858 30	-	-
Manyata Promoters Private Limited	-	-	28,423 10	-	-
Qubix Business Park Private Limited	-	-	3,179 90	-	-
Oxygen Business Park Private Limited	-	-	4,030 30	-	-
Earnest Towers Private Limited	-	-	779 30	-	-
Vikhroli Corporate Park Private Limited	40 00	-	4,766 70	-	-
Galaxy Square Private Limited	-	-	2,549 80	-	-
Umber Properties Private Limited	-	-	1,795 20	-	-
Indian Express Newspapers (Mumbai) Private Limited	-	810 00	3,764 00	-	-
Embassy Energy Private Limited	6,000 00	400 00	6,400 00	-	-
Short term construction loan given					
Manyata Promoters Private Limited	-	-	3,050 00	-	-
Oxygen Business Park Private Limited	110 00	500 00	610 00	-	-
Embassy Office Parks Private Limited	520 00	-	520 00	-	-
Investment in debentures					
Golflinks Software Parks Private Limited	-	-	2,500 00	-	-
Redemption of investment in debentures					
Golflinks Software Parks Private Limited	448 51	439 10	1,317 52	-	-
Unsecured loans repaid by					
Embassy Office Parks Private Limited	410 59	450 00	970 59	-	-
Manyata Promoters Private Limited	1,107 48	1,120 00	3,477 48	-	-
Qubix Business Park Private Limited	67 68	65 00	212 68	-	-
Oxygen Business Park Private Limited	76 62	17 00	153 62	-	-
Earnest Towers Private Limited	170 09	129 30	489 39	-	-
Galaxy Square Private Limited	10 30	70 00	170 30	-	-
Indian Express Newspapers (Mumbai) Private Limited	169 96	25 00	394 96	-	-
Umber Properties Private Limited	11 93	50 00	61 93	-	-
Vikhroli Corporate Park Private Limited	47 24	130 00	177 24	-	-
Embassy Energy Private Limited	341 61	-	341 61	-	-
Short term construction loan repaid by					
Manyata Promoters Private Limited	300 00	750 00	3,050 00	-	-
Oxygen Business Park Private Limited	510 00	100 00	610 00	-	-
Investment in equity shares of SPVs					
Embassy Office Parks Private Limited	-	-	-	-	62,768 25
Manyata Promoters Private Limited	-	-	-	-	48,790 52
Quadron Business Park Private Limited	-	-	-	-	13,689 26
Oxygen Business Park Private Limited	-	-	-	-	12,308 89
Earnest Towers Private Limited	-	-	-	-	12,138 78
Vikhroli Corporate Park Private Limited	-	-	-	-	10,710 94
Qubix Business Park Private Limited	-	-	-	-	5,595 08
Galaxy Square Private Limited	-	-	-	-	4,662 50
Umber Properties Private Limited	-	-	-	-	2,841 67
Indian Express Newspapers (Mumbai) Private Limited	-	-	-	-	13,210 97
Embassy Energy Private Limited	-	-	-	-	732 79

Related party disclosures

Transactions during the period / year

Particulars	For the quarter ended 31 December 2019	For the quarter ended 30 September 2019	For the nine months ended 31 December 2019	For the quarter and nine months ended 31 December 2018	For the year ended 31 March 2019
Margin money kept on behalf of Trust					
Embassy Office Parks Management Services Private Limited	-	-	-	-	20.00
Secondment fees					
Embassy Office Parks Management Services Private Limited	0.35	0.35	1.06	-	-
Management fees					
Embassy Office Parks Management Services Private Limited	55.34	61.45	158.79	-	-
Trademark license fees					
Embassy Shelters Private Limited	0.35	0.35	1.06	-	-
Trustee fee expenses					
Axis Trustee Services Limited	0.72	0.74	2.19	-	-
Miscellaneous Expenses					
Mac Charles (India) Limited	-	0.48	0.48	-	-
Business Promotion Expenses					
Lounge Hospitality LLP	0.06	-	0.06	-	-
Travelling and conveyance					
Quadron Business Park Private Limited	-	0.02	0.02	-	-
Initial receipt from Co-sponsor-received/(repaid)					
Embassy Property Development Private Limited	-	-	-	-	0.50
Interest income					
Quadron Business Park Private Limited	384.90	378.43	1,126.94	-	-
Embassy Office Parks Private Limited	169.65	179.84	530.06	-	-
Manyata Promoters Private Limited	823.45	885.74	2,321.76	-	-
Qubix Business Park Private Limited	95.46	97.53	291.00	-	-
Oxygen Business Park Private Limited	138.61	130.74	389.10	-	-
Earnest Towers Private Limited	14.21	18.31	56.54	-	-
Vikhroli Corporate Park Private Limited	144.56	148.92	439.17	-	-
Galaxy Square Private Limited	75.14	77.35	231.08	-	-
Umbel Properties Private Limited	54.86	56.56	166.75	-	-
Indian Express Newspapers (Mumbai) Private Limited	111.36	106.99	309.39	-	-
Embassy Energy Private Limited	94.60	0.68	95.28	-	-
Interest received on debentures					
Golflinks Software Parks Private Limited	31.49	40.89	122.48	-	-
Dividend Received					
Embassy Energy Private Limited	-	6.00	6.00	-	-
Indian Express Newspapers (Mumbai) Private Limited	-	7.87	7.87	-	-
Oxygen Business Park Private Limited	-	98.25	98.25	-	-
Deposits paid on behalf of Trust					
Embassy Office Parks Private Limited	-	-	-	-	31.00

Related party disclosures

Transactions during the period / year

Particulars	For the quarter ended 31 December 2019	For the quarter ended 30 September 2019	For the nine months ended 31 December 2019	For the quarter and nine months ended 31 December 2018	For the year ended 31 March 2019
Reimbursement of expenses					
Embassy Office Parks Private Limited	-	-	-	-	174.79
Manyata Promoters Private Limited	-	-	-	-	5.96
Qubix Business Park Private Limited	-	-	-	-	9.33
Oxygen Business Park Private Limited	-	-	-	-	9.11
Earnest Towers Private Limited	-	-	-	-	3.96
Vikhroli Corporate Park Private Limited	-	-	-	-	7.65
Quadron Business Park Private Limited	-	-	-	-	7.90
Galaxy Square Private Limited	-	-	-	-	9.10
Umbel Properties Private Limited	-	-	-	-	10.30
Embassy Energy Private Limited	-	-	-	-	6.15
Indian Express Newspapers (Mumbai) Private Limited	-	-	-	-	20.19
Embassy One Developers Private Limited	-	-	-	-	9.54
Embassy Office Parks Management Services Private Limited	1.59	47.70	51.28	-	157.50
Issue of Unit capital					
Embassy Property Development Private Limited	-	-	-	-	34,645.44
SG Indian Holding (NQ) Co I Pte. Limited	-	-	-	-	31,228.49
SG Indian Holding (NQ) Co II Pte. Limited	-	-	-	-	20.24
SG Indian Holding (NQ) Co III Pte. Limited	-	-	-	-	135.39
BRE/Mauritius Investments	-	-	-	-	28,083.23
India Alternate Property Limited	-	-	-	-	11,834.10
BREP Asia SG Indian Holding (NQ) Co. II Pte Limited	-	-	-	-	7,770.49
BREP VII SG Indian Holding (NQ) Co II Pte Limited	-	-	-	-	1,941.58
BREP Asia SBS Holding-NQ Co. XI Limited	-	-	-	-	38.24
BREP VII SBS Holding-NQ Co. XI Limited	-	-	-	-	10.66
BREP Asia HCC Holding (NQ) Pte Limited	-	-	-	-	8,548.39
BREP VII HCC Holding (NQ) Pte Limited	-	-	-	-	2,130.08
BREP Asia SBS HCC Holding (NQ) Limited	-	-	-	-	20.36
BREP VII SBS HCC Holding (NQ) Limited	-	-	-	-	12.10
BRE/Mauritius Investments II	-	-	-	-	13,689.26
BREP NTPL Holding (NQ) Pte. Limited	-	-	-	-	4,454.94
BREP VII NTPL Holding (NQ) Pte. Limited	-	-	-	-	1,112.97
BREP Asia SBS NTPL Holding (NQ) Limited	-	-	-	-	21.13
BREP VII SBS NTPL Holding (NQ) Limited	-	-	-	-	6.04
BREP Asia SG Oxygen Holding (NQ) Pte. Limited	-	-	-	-	9,798.86
BREP VII SG Oxygen Holding (NQ) Pte. Limited	-	-	-	-	2,448.42
BREP Asia SBS Oxygen Holding (NQ) Limited	-	-	-	-	48.25
BREP VII SBS Oxygen Holding (NQ) Limited	-	-	-	-	13.36
BREP GML Holding (NQ) Pte. Limited	-	-	-	-	3,712.50
BREP VII GML Holding (NQ) Pte. Limited	-	-	-	-	927.45
BREP Asia SBS GML Holding (NQ) Limited	-	-	-	-	17.54
BREP VII SBS GML Holding (NQ) Limited	-	-	-	-	5.01

24 Related party disclosures

(iii) Closing balances

Particulars	As at 31 December 2019	As at 31 March 2019	As at 1 April 2018
Unsecured loan receivable (non-current)			
Quadron Business Park Private Limited	12,388.65	4,681.93	-
Embassy Office Parks Private Limited	4,887.78	-	-
Manyata Promoters Private Limited	24,945.62	-	-
Qubix Business Park Private Limited	2,967.22	-	-
Oxygen Business Park Private Limited	3,876.68	-	-
Earnest Towers Private Limited	289.91	-	-
Vikhroli Corporate Park Private Limited	4,589.49	-	-
Galaxy Square Private Limited	2,379.50	-	-
Umbel Properties Private Limited	1,733.27	-	-
Indian Express Newspapers (Mumbai) Private Limited	3,369.04	-	-
Embassy Energy Private Limited	6,058.39	-	-
Short term construction loan			
Embassy Office Parks Private Limited	520.00	-	-
Investment in Debentures (current)			
Golflinks Software Parks Private Limited	1,182.48	-	-
Investment in equity shares of subsidiary			
Embassy Office Parks Private Limited	62,768.25	62,768.25	-
Manyata Promoters Private Limited	48,790.52	48,790.52	-
Quadron Business Park Private Limited	13,689.26	13,689.26	-
Oxygen Business Park Private Limited	12,308.89	12,308.89	-
Earnest Towers Private Limited	12,138.78	12,138.78	-
Vikhroli Corporate Park Private Limited	10,710.94	10,710.94	-
Qubix Business Park Private Limited	5,595.08	5,595.08	-
Galaxy Square Private Limited	4,662.50	4,662.50	-
Umbel Properties Private Limited	2,841.67	2,841.67	-
Indian Express Newspapers (Mumbai) Private Limited	13,210.96	13,210.97	-
Embassy Energy Private Limited	732.79	732.79	-
Pre-paid expenses			
Axis Trustee Services Limited	0.74	-	-
Other Liabilities			
Embassy Office Parks Private Limited	-	205.79	-
Manyata Promoters Private Limited	-	5.96	-
Qubix Business Park Private Limited	-	9.33	-
Oxygen Business Park Private Limited	-	9.11	-
Earnest Towers Private Limited	-	3.96	-
Vikhroli Corporate Park Private Limited	-	7.65	-
Quadron Business Park Private Limited	-	7.90	-
Galaxy Square Private Limited	-	9.10	-
Umbel Properties Private Limited	-	10.30	-
Embassy Energy Private Limited	-	6.15	-
Indian Express Newspapers (Mumbai) Private Limited	-	20.19	-
Embassy One Developers Private Limited	-	9.54	-
Lounge Hospitality LLP	0.06	-	-
Embassy Office Parks Management Services Private Limited	54.99	157.50	-
Trade Payables			
Embassy Office Parks Management Services Private Limited	2.99	-	-
Liability towards margin money kept on behalf of Trust			
Embassy Office Parks Management Services Private Limited	20.00	20.00	-
Initial refundable receipt from Co-sponsor			
Embassy Property Development Private Limited	-	0.50	-

25 Details of utilization of proceeds of IPO are as follows:

Objects of the issue as per the prospectus	Proposed utilisation	Actual utilisation upto 31 March 2019	Unutilised amount as at 31 March 2019	Actual utilisation upto 31 December 2019	Unutilised amount as at 31 December 2019
Partial or full repayment or pre-payment of bank/ financial institution debt of certain SPVs	37,100.00	-	37,100.00	37,100.00	-
Payment of consideration for acquisition of Embassy One	4,681.93	4,681.93	-	4,681.93	-
General purposes including issue expenses	5,718.07	-	5,718.07	5,718.07	-
Total	47,500.00	4,681.93	42,818.07	47,500.00	-

26 Financial instruments :

a) The carrying value and fair value of financial instruments by categories are as below:

Particulars	Carrying value	Fair Value	Carrying value	Fair Value
	31 December 2019	31 December 2019	31 March 2019	31 March 2019
Financial assets				
Fair value through profit and loss				
Investments in mutual funds	4,760.65	4,760.65	-	-
Amortised cost				
Investments	1,182.48	-	-	-
Loans	68,006.55	-	4,712.93	-
Cash and cash equivalents	1,127.62	-	42,818.53	-
Other financial assets	3.15	-	-	-
Total assets	75,080.45	4,760.65	47,531.46	-
Financial liabilities				
Amortised cost				
Borrowings	38,126.94	-	-	-
Other financial liabilities	117.79	-	6,036.31	-
Trade payables	3.25	-	-	-
Total liabilities	38,247.98	-	6,036.31	-

The fair value of cash and cash equivalents, fixed deposits, trade receivables, inter-corporate deposits taken and given, borrowings, lease deposits, trade payables, loans and other financial assets and liabilities approximate their carrying amounts.

Fair value hierarchy

Level 1 - Quoted prices (unadjusted) in active markets for identical assets or liabilities.

Level 2 - Inputs other than quoted prices included within Level 1 that are observable for the asset or liability, either directly (i.e. as prices) or indirectly (i.e. derived from prices).

Level 3 - Inputs for the assets or liabilities that are not based on observable market data (unobservable inputs).

b) **Financial instruments**

Quantitative disclosures fair value measurement hierarchy for assets

Particulars	Date of valuation	Total	Level 1	Level 2	Level 3
Financial assets measured at fair value:					
FVTPL financial investments:					
Investment in mutual funds	31 December 2019	4,760.65	4,760.65	-	-
Investment in mutual funds	31 March 2019	-	-	-	-

c) **Transfers between Level 1, Level 2 and Level 3**

There were no transfers between Level 1, Level 2 or Level 3 during the nine months ended 31 December 2019 and year ended 31 March 2019.

d) **Determination of fair values**

Fair values of financial assets and liabilities have been determined for measurement and/or disclosure purposes based on the following methods. When applicable, further information about the assumptions made in determining fair values is disclosed in the notes specific to that asset or liability.

i) The fair value of mutual funds are based on price quotations at reporting date.

ii) The fair values of other current financial assets and financial liabilities are considered to be equivalent to their carrying values.

- 27 The Condensed Standalone Financial Statements have been prepared in accordance with Indian Accounting Standards 34 "Interim Financial Reporting" read with in Rule 2(1)(a) of the Companies (Indian Accounting Standards) Rules, 2015 prescribed under Section 133 of the Companies Act, 2013 ('Ind AS'), to the extent not inconsistent with SEBI Circular. Accordingly, Embassy Office Parks REIT has prepared condensed standalone financial statements which comply with Ind AS applicable for nine months ended 31 December 2019, together with the comparative period data as at and for the year ended 31 March 2019, as described in the summary of significant accounting policies. In preparing these condensed standalone financial statements, Embassy Office Parks REIT's opening balance sheet was prepared as at 1 April 2018, which is the date of transition to Ind AS. Further, the accompanying Condensed Standalone Financial Statements for nine months ended 31 December 2019 may require adjustment before constituting the final Ind AS financial statements as of and for the year ending 31 March 2020.
- 28 **Distributions**
The Board of Directors of the Manager has declared a distribution per unit of Rs 6.1 to the Unitholders of the REIT for the third quarter 1 October 2019 to 31 December 2019 in their Board meeting held on 14 February 2020. The distributions of Rs 6.1 per unit comprises Rs 2.5 per unit in the form of interest payment and the balance Rs 3.6 per unit in the form of amortization of SPV debt. Along with distribution of Rs. 11.40 per unit for the half-year ended 30 September 2019 the cumulative distribution for nine months ended 31 December 2019 aggregates to Rs 17.5 per unit.
- 29 The figures for the corresponding quarter and nine months ended 31 December 2018, as reported in these Condensed Standalone Financial Statements have been compiled by the management and approved by the Board of Directors to give a true and fair view of the results in accordance with Ind AS. This information has not been subject to any limited review or audit. The condensed standalone financial statements of the Embassy Office Parks REIT for the year ended 31 March 2019 have been audited by a firm of Chartered Accountants other than S R Batliboi & Associates LLP.

The notes referred to above are an integral part of Condensed Standalone Financial Statements.


As per our report of even date attached

for **S R Batliboi & Associates LLP**
Chartered Accountants
Firm's registration number: 101049W/E300004



Adarsh Ranka
Partner
Membership number: 209567
Place: Mumbai
Date: 14 February 2020

for and on behalf of the Board of Directors of
Embassy Office Parks Management Services Private Limited
(as Manager to the Embassy Office Parks REIT)



Jitendra Virwani
Director
DIN: 00027674
Place: Mumbai
Date: 14 February 2020



Tuhin Parikh
Director
DIN: 00544890
Place: Mumbai
Date: 14 February 2020

Review Report

The Board of Directors
Embassy Office Parks Management Services Private Limited (" the Manager")
(Acting in its capacity as the manager of Embassy Office Parks Real Estate Investment Trust)
1st Floor, Embassy Point
150, Infantry Road
Bengaluru -560001

Introduction

1. We have reviewed the accompanying unaudited condensed consolidated interim Ind AS financial statements of Embassy Office Parks Real Estate Investment Trust (the "REIT"), its subsidiaries and a Joint venture (together referred as "the Group"), which comprise the unaudited condensed consolidated balance sheet as at December 31, 2019, the unaudited condensed statement of Profit and Loss, including other comprehensive income, unaudited condensed statement of Cash Flows for the quarter and nine months ended December 31, 2019, and the unaudited condensed statement of changes in Unit Holder's equity for the nine months ended December 31, 2019 and a summary of the significant accounting policies and select explanatory information (together hereinafter referred to as the "Condensed Consolidated Interim Ind AS Financial Statements"). The Condensed Consolidated Interim Ind AS Financial Statements are prepared in accordance with the requirements of Indian Accounting Standard (Ind AS) 34 "Interim Financial Reporting", prescribed under Section 133 of the Companies Act, 2013, read with relevant rules issued thereunder and other accounting principles generally accepted in India, to the extent not inconsistent with SEBI Circular No. CIR/IMD/DF/146/2016 dated December 29, 2016. Attention is drawn to the fact that the consolidated figures for the corresponding quarter ended December 31, 2018 and comparative nine months ended December 31, 2018, as reported in these Condensed Consolidated Interim Ind AS Financial Statements have been approved by the Manager's Board of Directors, but have not been subjected to review.
2. The Condensed Consolidated Interim Ind AS Financial Statements are the responsibility of the Manager and has been approved by the Board of Directors of the Manager. Our responsibility is to issue a conclusion on the Condensed Consolidated Interim Ind AS Financial Statements based on our review.



Scope of Review

3. We conducted our review in accordance with the Standard on Review Engagements (SRE) 2410, "Review of Interim Financial Information Performed by the Independent Auditor of the Entity" issued by the Institute of Chartered Accountants of India. This standard requires that we plan and perform the review to obtain moderate assurance as to whether the Condensed Consolidated Interim Ind AS Financial Statements is free of material misstatement. A review is limited primarily to inquiries of Manager personnel and analytical procedures applied to financial data and thus provides less assurance than an audit. We have not performed an audit and accordingly, we do not express an audit opinion.
4. The Condensed Consolidated Interim Ind AS Financial Statements includes the financial information of the following entities:

Sl. No	Name of the entities
A	Parent Entity
1	Embassy Office Parks Real Estate Investment Trust
B	Subsidiaries
1	Embassy Office Parks Private Limited
2	Manyata Promoters Private Limited ('MPPL')
3	Umbel Properties Private Limited
4	Embassy-Energy Private Limited
5	Galaxy Square Private Limited
6	Quadron Business Park Private Limited
7	Qubix Business Park Private Limited
8	Oxygen Business Park Private Limited
9	Earnest Towers Private Limited
10	Vikhroli Corporate Park Private Limited
11	Indian Express Newspapers (Mumbai) Private Limited
12	Embassy Pune Techzone Private Limited
C	Jointly Controlled entities
1	Golflinks Software Park Private Limited

Conclusion

5. Based on our review conducted as above and on consideration of report of other auditor on the separate interim condensed financial statements, nothing has come to our attention that causes us to believe that the accompanying Condensed Consolidated Interim Ind AS Financial Statements have not been prepared in all material respects in accordance with the requirements of Ind AS 34 prescribed under Section 133 of the Companies Act, 2013, read with relevant rules issued thereunder and other accounting principles generally accepted in India.



Emphasis of Matter

6. We draw attention to note 48(iv) to the Condensed Consolidated Interim Ind AS Financial Statements which refers to the uncertainty in relation to the pending case in the Honourable High Court of Karnataka as at December 31, 2019 against the demand order to pay a sum of Rs.2,739.50 million (including interest and penalty demanded) towards the differential property tax payable by MPPL for the period 2008-09 to 2015-16. Pending outcome of such legal matter no provision has been made in these Condensed Consolidated Interim Ind AS Financial Statements.
7. We draw attention to note 48(iv) to the Condensed Consolidated Interim Ind AS Financial Statements which refers to the uncertainty in relation to the pending case before The Joint Commissioner, BBMP as at December 31, 2019, against the demand order to pay an outstanding sum of Rs.473.27 million towards the difference of property tax based on the total survey report of certain buildings of MPPL, for the period 2008-09 to 2017-18. Pending outcome of such legal matter no provision has been made in these Condensed Consolidated Interim Ind AS Financial Statements.

Our conclusion is not modified in respect to the above matters.

Other Matters

8. The comparative financial information of the Group for the year ended March 31, 2019 and the transition date opening balance sheet as at April 01, 2018, prepared in accordance with Ind AS, included in these Condensed Consolidated Interim Ind AS Financial Statements, have been audited by the predecessor auditor who had audited the consolidated financial statements for the relevant periods. The report of the predecessor auditor on the comparative financial information and the opening consolidated balance sheet dated August 12, 2019 expressed an unmodified opinion.



S.R. BATLIBOI & ASSOCIATES LLP

Chartered Accountants

9. The accompanying Condensed Consolidated Interim Ind AS Financial Statements also includes the Group's share of net profit after tax of Rs. 279 million and Rs. 939 million and total comprehensive income of Rs. 279 million and Rs. 939 million, for the quarter and nine months ended December 31, 2019, respectively, in respect of one jointly controlled entity, whose interim financial statement has been reviewed by its respective independent auditor. The independent auditor's report on interim financial statements of the entity have been furnished to us by the Management and our conclusion on the unaudited condensed consolidated interim Ind AS financial statements, in so far as it relates to the amounts and disclosures in respect of the jointly controlled entity is based solely on the report of such auditor. Our conclusion is not modified in this regard.

For S.R. Batliboi & Associates LLP

Chartered Accountants

ICAI Firm registration number: 101049W/E300004


per Adarsh Ranka

Partner

Membership No.: 209567



UDIN: 20209567AAAABA2835

Place: Mumbai, India

Date: February 14, 2020

	Note	As at 31 December 2019 (Unaudited)	As at 31 March 2019 (Audited)	As at 1 April 2018 (Audited)
ASSETS				
Non-current assets				
Property, plant and equipment	3	21,091.37	21,295.50	-
Capital work-in-progress	4	2,024.49	1,220.52	-
Investment property	5	188,009.28	189,548.97	-
Investment property under development	8	7,462.39	3,797.25	-
Goodwill	6	51,699.22	51,699.22	-
Intangible assets	7	4,906.20	5,018.78	-
Equity accounted investee	9	24,194.26	23,574.23	-
Financial assets				
- Investments	10	-	489.29	-
- Loans	12	608.25	583.63	-
- Other financial assets	13	1,463.05	2,216.54	-
Non-current tax assets (net)	14	1,636.62	1,418.90	-
Other non-current assets	15	15,689.64	11,190.69	-
Total non-current assets		318,784.77	312,053.52	-
Current assets				
Inventories	16	12.81	5.42	-
Financial assets				
- Investments	11	15,370.09	1,455.58	-
- Trade receivables	17	285.35	335.86	-
- Loans	18	1.25	955.96	-
- Cash and cash equivalents	19A	1,681.54	49,612.75	-
- Other bank balances	19B	762.96	1,455.99	-
- Other financial assets	20	687.30	750.21	-
Other current assets	21	392.89	322.50	-
Total current assets		19,194.19	54,894.27	-
Total assets		337,978.96	366,947.79	-
EQUITY AND LIABILITIES				
EQUITY				
Unit capital	22	229,120.96	229,039.26	-
Other equity	23	(1,814.19)	(94.47)	-
Total equity		227,306.77	228,944.79	-
LIABILITIES				
Non-current liabilities				
Financial liabilities				
- Borrowings	24	53,405.27	68,033.29	-
- Other financial liabilities	25	3,370.21	2,781.04	-
Provisions	27	6.63	5.08	-
Deferred tax liabilities (net)	26	40,763.69	41,424.39	-
Other non-current liabilities	28	562.08	642.14	-
Total non-current liabilities		98,107.88	112,885.94	-
Current liabilities				
Financial liabilities				
- Borrowings	29	-	3,171.09	-
- Trade payables	30	-	-	-
- total outstanding dues of micro and small enterprises		-	-	-
- total outstanding dues of creditors other than micro and small enterprises		141.23	421.87	-
- Other financial liabilities	31	11,575.44	20,778.67	-
Provisions	32	-	3.01	-
Other current liabilities	33	841.17	708.84	-
Current tax liabilities (net)	34	6.47	33.58	-
Total current liabilities		12,564.31	25,117.06	-
Total equity and liabilities		337,978.96	366,947.79	-


Significant accounting policies

2


The notes referred to above are an integral part of these Condensed Consolidated Financial Statements

As per our report of even date attached

for S R Batliboi & Associates LLP
Chartered Accountants
Firm's registration number 101049W/E300004


Adash Ranka
Partner
Membership number 209567
Place Mumbai
Date 14 February 2020

for and on behalf of the Board of Directors of
Embassy Office Parks Management Services Pvt Ltd
(as Manager to the Embassy Office Parks REIT)


Jitendra Virwani
Director
DIN 00027674
Place Mumbai
Date 14 February 2020


Tuhin Parikh
Director
DIN 00544890
Place Mumbai
Date 14 February 2020

Embassy Office Parks REIT
Condensed Consolidated Financial Statements
Consolidated Statement of Profit And Loss
(all amounts in Rs. millions unless otherwise stated)



Note	For the quarter ended 31 December 2019	For the quarter ended 30 September 2019	For the nine months ended 31 December 2019	For the quarter and nine months ended 31 December 2018*	For the year ended 31 March 2018
	(Unaudited)	(Unaudited)	(Unaudited)	(Unaudited)	(Audited)
Income and gains					
Revenue from operations	35	5,458.53	5,206.04	16,015.61	-
Interest	36	54.76	87.00	286.07	-
Other income	37	167.98	87.96	301.94	-
Total Income		5,681.27	5,381.00	16,603.62	-
Expenses					
Cost of materials consumed	38	36.32	29.67	86.38	-
Employee benefits expense	39	101.84	83.96	279.94	-
Operating and maintenance expenses	40	160.22	168.36	515.38	-
Repairs and maintenance	42	292.01	314.39	911.24	-
Valuation expenses		4.10	2.36	8.82	-
Audit fees		17.69	14.69	42.28	1.19
Insurance expenses		17.01	18.11	51.54	-
Investment management fees	47	169.46	176.05	517.52	-
Trustee fees		0.72	0.74	2.19	-
Legal and professional fees		117.17	78.41	292.18	-
Other expenses	41	303.04	300.35	871.43	93.28
		1,219.58	1,187.09	3,578.90	94.47
Earnings/(loss) before finance costs, depreciation, amortisation and income tax		4,461.69	4,193.91	13,024.72	(94.47)
Finance costs	43	943.57	822.64	2,598.60	-
Depreciation expense	44	1,142.52	1,417.53	3,898.07	-
Amortisation expense	44	39.90	26.79	119.97	-
Profit/(loss) before share of profit of equity accounted investee and income tax		2,335.70	1,926.95	6,408.08	(94.47)
Share of profit after tax of equity accounted investee		246.48	247.61	888.78	-
Profit/(loss) before income tax		2,582.18	2,174.56	7,296.86	(94.47)
Tax expense:					
Current tax	45	284.11	227.01	880.49	-
Deferred tax charge/ (credit)	45	90.76	(440.69)	(191.86)	-
Minimum alternate tax credit entitlement (MAT)	45	(318.24)	(84.90)	(610.83)	-
MAT written off	45	(8.96)	150.75	141.79	-
		47.67	(147.83)	219.59	-
Profit/(loss) for the period/year		2,534.51	2,322.39	7,077.27	(94.47)
Items of other comprehensive income					
Items that will not be reclassified subsequently to profit or loss					
- Remeasurements of defined benefit liability, net of tax		-	-	-	-
Total comprehensive income/(loss) for the period/year		2,534.51	2,322.39	7,077.27	(94.47)
Earnings per Unit					
Basic	46	3.28	3.01	9.17	(5.22)
Diluted		3.28	3.01	9.17	(5.22)

* Refer note 58

Significant accounting policies

The notes referred to above are an integral part of these Condensed Consolidated Financial Statements

As per our report of even date attached

for S R Batliboi & Associates LLP

Chartered Accountants

Firm's registration number: 101049W/E300004

Adarsh Ranka
Partner

Membership number 209567

Place Mumbai

Date 14 February 2020

for and on behalf of the Board of Directors of
Embassy Office Parks Management Services Pvt Ltd
(as Manager to the Embassy Office Parks REIT)

Jitendra Virwani
Director

DIN 00027674

Place Mumbai

Date 14 February 2020

Tuhin Parikh
Director

DIN 00544890

Place Mumbai

Date 14 February 2020

Embassy Office Parks REIT
Condensed Consolidated Financial Statements
Consolidated Statement of Cashflow
(all amounts in Rs. millions unless otherwise stated)



	For the quarter ended 31 December 2019	For the quarter ended 30 September 2019	For the nine months ended 31 December 2019	For the quarter and nine months ended 31 December 2018*	For the year ended 31 March 2019
	(Unaudited)	(Unaudited)	(Unaudited)	(Unaudited)	(Audited)
Cashflow from operating activities					
Profit/ (loss) before share of profit of equity accounted investees and income tax	2,335.70	1,926.95	6,408.08	-	(94.47)
Adjustments for					
Non-cash and other adjustments					
Depreciation and amortisation expense	1,182.42	1,444.32	4,018.04	-	-
Assets no longer required, written off	3.30	0.27	8.26	-	-
Allowance for credit loss	-	-	0.26	-	-
Leasing commission paid	-	(36.53)	(41.85)	-	-
Profit on sale of investments	(110.03)	(75.76)	(196.55)	-	-
Finance costs	943.56	822.65	2,598.60	-	-
Interest income	(46.76)	(82.19)	(259.76)	-	-
Fair value loss/(gain) on investment measured at FVTPL	(0.82)	5.20	(14.07)	-	-
Operating profit/(loss) before working capital changes	4,307.37	4,004.91	12,521.00	-	(94.47)
Working capital adjustments					
- Inventories	(1.68)	5.76	(7.39)	-	-
- Trade receivables	115.09	73.73	79.49	-	-
- Loans and other financial assets (current and non-current)	(32.57)	(71.28)	503.75	-	-
- Other assets (current and non-current)	207.26	55.42	(22.19)	-	-
- Trade payables	(124.83)	17.46	(280.64)	-	-
- Other financial liabilities (current and non-current)	18.44	27.11	633.72	-	125.97
- Other liabilities and provisions (current and non-current)	(25.74)	(42.78)	50.82	-	-
Cash generated from operating activities before taxes	4,463.34	4,070.33	13,478.56	-	31.50
Taxes paid (net of refunds)	(367.94)	(403.04)	(1,102.49)	-	-
Cash generated from operating activities	4,095.40	3,667.29	12,376.07	-	31.50
Cash flow from investing activities					
(Investments)/ redemption of deposits with banks, (net)	92.57	(407.95)	1,929.28	-	-
Investment in debentures	-	-	-	-	-
Purchase of investments	-	-	-	-	-
(Investments)/ redemption in mutual funds, (net)	(8,498.58)	701.95	(12,032.12)	-	-
Investments in debentures	-	-	(2,500.00)	-	-
Repayment of investment in debentures	448.51	182.63	1,317.52	-	-
Payment for purchase of Investment Property and Property, Plant and Equipment and intangibles including Capital Work-in-progress and Investment Property under Development	(5,666.94)	(2,372.31)	(10,222.89)	-	-
Payment for business acquisition	-	-	(3,450.00)	-	(4,681.93)
Dividend received	-	170.00	170.00	-	-
Interest received	90.20	65.18	252.36	-	-
Net cash flow used in investing activities	(13,534.24)	(1,660.58)	(24,535.85)	-	(4,681.93)
Cash flow from financing activities					
Interest paid	(533.09)	(334.44)	(1,232.18)	-	-
Repayments of borrowings	(40.14)	(20.46)	(70,027.20)	-	-
Proceeds from borrowings	14,055.52	2,180.94	46,236.46	-	-
Proceeds from issue of units	-	-	-	-	47,499.96
Transaction costs related to issue of units	(21.54)	(63.68)	(2,348.63)	-	-
Non-convertible debentures issue expenses (Net of reimbursements)	(2.56)	74.94	(287.67)	-	-
Distribution to unitholder's (including taxes on account of distribution by SPV's)	(4,629.69)	(4,189.83)	(8,819.52)	-	-
Security deposits (given)/received	30.00	-	30.00	-	(31.00)
Net cash (used in) / generated from financing activities	8,850.50	(2,352.53)	(36,448.74)	-	47,468.96

Embassy Office Parks REIT
Condensed Consolidated Financial Statements
Consolidated Statement of Cashflow
(all amounts in Rs. millions unless otherwise stated)



	For the quarter ended 31 December 2019	For the quarter ended 30 September 2019	For the nine months ended 31 December 2019	For the quarter and nine months ended 31 December 2018*	For the year ended 31 March 2019
Net increase/ (decrease) in cash and cash equivalents	(580.34)	(345.74)	(48,608.52)	-	42,818.53
Cash and cash equivalents at the beginning of the period/ year	1,584.57	1,930.31	49,612.75	-	-
Cash balance acquired due to business combination	-	-	-	-	6,794.22
Cash and cash equivalents at the end of the period / year	<u>1,004.23</u>	<u>1,584.57</u>	<u>1,004.23</u>	-	<u>49,612.75</u>
Components of cash and cash equivalents (refer note 19A)					
Cash in hand	1.24	0.92	1.24	-	0.48
Balances with banks					
- in current accounts	1,532.17	1,036.19	1,532.17	-	3,449.14
- in escrow accounts	11.17	81.33	11.17	-	45,580.11
- in fixed deposits	136.66	466.13	136.66	-	583.02
Bank overdraft	(677.01)	-	(677.01)	-	-
	<u>1,004.23</u>	<u>1,584.57</u>	<u>1,004.23</u>	-	<u>49,612.75</u>

* refer note 58

The notes referred to above form an integral part of these Condensed Consolidated Financial Statements

Note: The Trust has issued Units in exchange for investments in SPVs during the year ended 31 March 2019. The same has not been reflected in Consolidated Statement of Cash Flows since these were non-cash transactions.

As per our report of even date attached

for S R Batliboi & Associates LLP
Chartered Accountants
Firm's registration number: 101049W/E300004

for and on behalf of the Board of Directors of
Embassy Office Parks Management Services Pvt Ltd
(as Manager to the Embassy Office Parks REIT)

Adarsh Ranka
Partner
Membership number: 209567
Place: Mumbai
Date: 14 February 2020

Jitendra Virwani
Director
DIN: 00027674
Place: Mumbai
Date: 14 February 2020

Tuhin Parikh
Director
DIN: 00544890
Place: Mumbai
Date: 14 February 2020

Embassy Office Parks REIT
Condensed Consolidated Financial Statements
Consolidated Statement of Changes In Unitholders' Equity
(all amounts in Rs. millions unless otherwise stated)



A. Unit Capital

Balance as on 1 April 2018	-
Add: Units issued during the year (refer note 22)	231,499.60
Less: Issue expenses	(2,460.34)
Balance as at 31 March 2019	229,039.26
Balance as on 1 April 2019	229,039.26
Add: Reversal of issue expenses no more payable	81.70
Balance as at 31 December 2019	229,120.96

B. Other equity

Particulars	Retained Earnings
Balance as on 1 April 2018	-
Profit/ (loss) for the year	(94.47)
Balance as at 31 March 2019	(94.47)
Balance as on 1 April 2019	(94.47)
Profit for the nine months ended 31 December 2019	7,077.27
Less: Distribution to unitholders for the quarter ended 30 June 2019*	(4,166.99)
Less: Distribution to unitholders for the quarter ended 30 September 2019*	(4,630.00)
Balance as at 31 December 2019	(1,814.19)

* The distributions made by Trust to its Unitholders are based on the Net Distributable Cash flows (NDCF) of Embassy Office Parks REIT under the REIT Regulations which includes repayment of loans by SPVs to REIT.

As per our report of even date attached

for S R Batliboi & Associates LLP
Chartered Accountants
Firm's registration number: 101049W/E300004

Adarsh Ranka
Partner
Membership number: 209567
Place: Mumbai
Date: 14 February 2020

for and on behalf of the Board of Directors of
Embassy Office Parks Management Services Pvt Ltd
(as Manager to the Embassy Office Parks REIT)

Jitendra Virwani
Director
DIN: 00027674
Place: Mumbai
Date: 14 February 2020

Tuhin Parikh
Director
DIN: 00544890
Place: Mumbai
Date: 14 February 2020

Net Distributable Cash Flows (NDCF) pursuant to guidance under Paragraph 6 to SEBI circular No. CIR/IMD/DF/146/2016
(i) Embassy Office Parks REIT - Standalone

Sl No	Particulars	For the quarter ended 31 December 2019 (Unaudited)	For the quarter ended 30 September 2019 (Unaudited)	For the nine months ended 31 December 2019 (Unaudited)
1	Cash flows received from SPVs and investment entity in the form of:			
	• Interest	1,941.15	2,121.29	5,881.74
	• Dividends (net of applicable taxes)	-	112.12	112.12
	• Repayment of Shareholder Debt	2,862.01	2,495.40	7,767.32
	• Proceeds from buy-backs/ capital reduction (net of applicable taxes)	-	-	-
2	Add: Proceeds from sale of investments, assets or sale of shares of SPVs adjusted for the following:	-	-	-
	• Applicable capital gains and other taxes	-	-	-
	• Related debts settled or due to be settled from sale proceeds	-	-	-
	• Directly attributable transaction costs	-	-	-
	• Proceeds reinvested or planned to be reinvested as per Regulation 18(16)(d) of the REIT Regulations	-	-	-
3	Add: Proceeds from sale of investments, assets or sale of shares of SPVs not distributed pursuant to an earlier plan to re-invest as per Regulation 18(16)(d) of the REIT Regulations, if such proceeds are not intended to be invested subsequently	-	-	-
4	Add: Any other income of the Trust and not captured herein	44.10	54.26	111.96
5	Less: Any other expense accruing at the Trust level and not captured herein	(2.97)	(3.17)	(6.14)
6	Less: Any fees, including but not limited to:			
	• Trustee fees	(0.72)	(0.74)	(2.19)
	• REIT Management Fees	(55.34)	(61.45)	(158.79)
	• Valuer fees	(4.10)	(2.36)	(8.82)
	• Legal and professional fees	(62.13)	(5.47)	(79.05)
	• Trademark license fees	(0.35)	(0.71)	(1.06)
	• Secondment fees	(0.35)	(0.71)	(1.06)
7	Less: Debt servicing			
	• Interest on external debt	-	-	-
	• Repayment of external debt	-	-	-
8	Less: Income tax (net of refund) and other taxes paid (as applicable)	(10.98)	(47.75)	(64.49)
	Net Distributable Cash Flows	4,710.32	4,660.71	13,551.54

Notes:

- The Board of Directors of the Manager to the Trust, in their meeting held on 14 February 2020, have declared distribution to unitholders of Rs 6.1 per unit which aggregates to Rs 4,707 million for the quarter ended 31 December 2019. The distributions of Rs 6.1 per unit comprises Rs 2.5 per unit in the form of interest payment and the balance Rs 3.6 per unit in the form of amortization of SPV debt. Along with distribution of Rs. 11.40 per unit for the half-year ended 30 September 2019 the cumulative distribution for nine months ended 31 December 2019 aggregates to Rs. 17.5 per unit.
- Repayment of short-term construction debt given to SPVs are not considered for the purpose of distributions.
- Since the Trust was listed only on 1 April 2019, the NDCF guidelines apply from that date and accordingly the comparatives are not applicable.

Additional disclosures as required by Paragraph 6 to SEBI circular No. CIR/IMD/DF/146/2016
Net Distributable Cash Flows (NDCF) pursuant to guidance under Paragraph 6 to SEBI circular No. CIR/IMD/DF/146/2016
(ii) Calculation of net distributable cash flows at each Asset SPV

For the quarter ended 31 December 2019 for distribution

Sl No	Particulars	EOPPL	MPPL	EEPL	UPPL	ETPL	GSPL	IENMPL	OBPPL	QBPL	QBPL	VCPL	Total
1	Profit/(loss) after tax as per statement of profit and loss (standalone) (A)	50.17	976.22	9.79	(33.33)	180.64	41.81	90.70	27.67	(146.93)	65.14	81.10	1,342.98
	<i>Adjustment:</i>												
2	Add/(Less) Non-cash adjustments and taxes, including but not limited to	-	-	-	-	-	-	-	-	-	-	-	-
	• Depreciation, amortisation and impairment	87.54	343.43	86.30	56.49	51.02	20.84	76.51	52.20	79.13	14.23	40.95	908.63
	• Assets written off or liabilities written back	0.20	0.77	-	-	-	-	0.25	-	-	-	-	1.22
	• Current tax charge as per statement of profit and loss	8.51	149.87	8.96	0.87	12.20	19.90	28.90	12.49	1.77	12.57	8.97	265.01
	• Deferred tax	40.01	112.98	(0.57)	(13.38)	3.83	0.82	(4.94)	18.67	(79.08)	6.65	(4.11)	80.89
	• MAT adjustments as per statement of profit and loss	-	(245.71)	(15.45)	-	(40.00)	-	-	(12.49)	(1.29)	(12.25)	-	(327.19)
	• Ind AS adjustments not considered in any other item above	(48.29)	(6.72)	(0.23)	-	(37.25)	(0.97)	(6.34)	(31.30)	(6.36)	4.98	(14.53)	(147.01)
3	Add Interest on shareholders debt charged to statement of profit and loss	166.73	605.70	94.60	54.98	14.20	75.14	111.45	138.58	384.09	95.47	144.55	1,885.49
4	Add/(Less) Loss/(gain) on sale of investments, assets or shares of SPVs or Investment Entity	-	-	-	-	-	-	-	-	-	-	-	-
5	Add Proceeds from sale of investments, assets or sale of shares of SPVs or Investment Entity adjusted for the following	-	-	-	-	-	-	-	-	-	-	-	-
	• Related debts settled or due to be settled from sale proceeds	-	-	-	-	-	-	-	-	-	-	-	-
	• Directly attributable transaction costs	-	-	-	-	-	-	-	-	-	-	-	-
	• Proceeds reinvested or planned to be reinvested as per Regulation 18(16)(d) of the REIT Regulations	-	-	-	-	-	-	-	-	-	-	-	-
6	Add Proceeds from sale of investments, assets or sale of shares of SPVs or Investment Entity not distributed pursuant to an earlier plan to re-invest as per Regulation 18(16)(d) of the REIT Regulations, if such proceeds are not intended to be invested subsequently	-	-	-	-	-	-	-	-	-	-	-	-
7	Add/(Less) Other adjustments, including but not limited to net changes in security deposits, working capital, etc.	(30.69)	362.68	69.53	12.15	16.82	(56.15)	32.25	27.43	6.08	3.02	(28.55)	414.57
8	Less Maintenance capex not charged in the statement of profit and loss, to the extent not funded by debt	-	-	-	-	-	-	-	-	-	-	-	-
9	Less External debt principal repayment *	-	(13.88)	(26.26)	-	-	-	-	-	-	-	-	(40.14)
10	Add Cash flow received from SPV and Investment Entity towards (applicable for Holdeo only, to the extent not covered above)	-	-	-	-	-	-	-	-	-	-	-	-
	• Repayment of the debt in case of investments by way of debt	-	-	-	-	-	-	-	-	-	-	-	-
	• Proceeds from buy-backs/ capital reduction	-	-	-	-	-	-	-	-	-	-	-	-
11	Less Income tax (net of refund) and other taxes paid (as applicable)	(28.93)	(155.66)	(1.20)	(2.34)	(26.57)	(25.94)	(31.21)	(17.90)	(33.96)	(12.50)	(19.94)	(356.16)
	Total Adjustments (B)	195.08	1,153.46	215.68	108.77	(5.75)	33.64	206.87	187.68	350.38	112.17	127.34	2,685.31
	Net distributable Cash Flows C = (A+B)	245.25	2,129.68	225.47	75.44	174.89	75.45	297.57	215.35	203.45	177.31	208.44	4,028.29

* Repayment of borrowings done at SPV level out of Initial Public Offering and Non-convertible debenture proceeds have not been considered for NDCF computation. Further, repayment of short-term construction funding from REIT to SPVs upon ultimate availing of external credit facility are not considered for NDCF computation.

Additional disclosures as required by Paragraph 6 to SEBI circular No. CIR/IMD/DF/146/2016
Net Distributable Cash Flows (NDCF) pursuant to guidance under Paragraph 6 to SEBI circular No. CIR/IMD/DF/146/2016
(ii) Calculation of net distributable cash flows at each Asset SPV
For the quarter ended 30 September 2019 for distribution

Sl No	Particulars	EOPPL	MPPL	EEPL	UPPL	ETPL	GSPL	IENMPL	OBPPL	QBPL	QBPPL	VCPPL	Total
1	Profit/(loss) after tax as per statement of profit and loss (standalone) (A)	127.80	800.01	(0.99)	(12.32)	77.53	27.76	53.01	28.44	(281.98)	69.83	108.08	997.15
	<i>Adjustment</i>												
2	Add/(Less) Non-cash adjustments and taxes, including but not limited to												
	• Depreciation, amortisation and impairment	87.25	344.96	86.31	58.30	50.95	25.27	119.51	32.41	67.74	(0.88)	12.27	884.11
	• Assets written off or liabilities written back	0.27	-	-	-	-	-	(165.24)	-	-	-	-	(164.97)
	• Current tax charge as per statement of profit and loss	(52.03)	144.94	(6.28)	0.39	21.30	15.00	19.14	10.41	0.10	12.25	-	165.22
	• Deferred tax	(91.33)	73.96	1.97	(5.17)	33.64	(1.30)	(5.42)	26.99	(23.59)	10.53	(0.69)	19.59
	• MAT adjustments as per statement of profit and loss	155.02	(128.76)	15.24	-	-	-	-	(10.41)	43.98	(9.22)	-	65.85
	• Ind AS adjustments not considered in any other item above	(31.91)	35.53	(4.12)	-	(25.68)	4.13	(21.58)	10.08	(3.02)	(1.87)	(54.42)	(92.87)
3	Add Interest on shareholders debt charged to statement of profit and loss	179.84	634.92	0.68	56.44	18.31	77.35	106.99	130.74	379.23	97.53	148.92	1,830.96
4	Add/(Less) Loss/(gain) on sale of investments, assets or shares of SPVs or Investment Entity	-	-	-	-	-	-	-	-	-	-	-	-
5	Add Proceeds from sale of investments, assets or sale of shares of SPVs or Investment Entity adjusted for the following	-	-	-	-	-	-	-	-	-	-	-	-
	• Related debts settled or due to be settled from sale proceeds	-	-	-	-	-	-	-	-	-	-	-	-
	• Directly attributable transaction costs	-	-	-	-	-	-	-	-	-	-	-	-
	• Proceeds reinvested or planned to be reinvested as per Regulation 18(16)(d) of the REIT Regulations	-	-	-	-	-	-	-	-	-	-	-	-
6	Add Proceeds from sale of investments, assets or sale of shares of SPVs or Investment Entity not distributed pursuant to an earlier plan to re-invest as per Regulation 18(16)(d) of the REIT Regulations, if such proceeds are not intended to be invested subsequently	-	-	-	-	-	-	-	-	-	-	-	-
7	Add/(Less) Other adjustments, including but not limited to net changes in security deposits, working capital, etc	318.83	292.74	(95.80)	11.61	58.84	15.52	(137.16)	(63.10)	38.83	(10.62)	(15.75)	413.93
8	Less Maintenance capex not charged in the statement of profit and loss, to the extent not funded by debt	-	-	-	-	-	-	-	-	-	-	-	-
9	Less External debt principal repayment *	-	-	(20.46)	-	-	-	-	-	-	-	-	(20.46)
10	Add Cash flow received from SPV and Investment Entity towards (applicable for Holdco only, to the extent not covered above)	-	-	-	-	-	-	-	-	-	-	-	-
	• Repayment of the debt in case of investments by way of debt	-	-	-	-	-	-	-	-	-	-	-	-
	• Proceeds from buy-backs/ capital reduction	-	-	-	-	-	-	-	-	-	-	-	-
11	Less Income tax (net of refund) and other taxes paid (as applicable)	(41.57)	(199.75)	(7.85)	(2.03)	(28.99)	(22.52)	(33.76)	(24.09)	(34.17)	(12.53)	28.33	(378.92)
	Total Adjustments (B)	524.37	1,198.53	(30.31)	119.55	128.37	113.45	(117.52)	113.03	469.10	85.18	118.66	2,722.42
	Net distributable Cash Flows C = (A+B)	652.17	1,998.54	(31.30)	107.23	205.90	141.21	(64.51)	141.47	187.12	155.00	226.74	3,719.57

* Repayment of borrowings done at SPV level out of Initial Public Offering and Non-convertible debenture proceeds have not been considered for NDCF computation. Further, repayment of short-term construction funding from REIT to SPVs upon ultimate availing of external credit facility are not considered for NDCF computation.

Additional disclosures as required by Paragraph 6 to SEBI circular No. CIR/IMD/DF/146/2016
Net Distributable Cash Flows (NDCF) pursuant to guidance under Paragraph 6 to SEBI circular No. CIR/IMD/DF/146/2016
(ii) Calculation of net distributable cash flows at each Asset SPV

For the nine months ended 31 December 2019 for distribution													
SI No	Particulars	EOPL	MPPL	EEPL	UPPL	ETPL	GSPL	IENMPL	OBPPL	QBPL	QBPPL	VCPPL	Total
1	Profit/(loss) after tax as per statement of profit and loss (standalone) (A)	293.92	2,456.33	30.71	(94.22)	308.56	103.07	156.90	76.21	(660.56)	190.18	215.27	3,076.37
	<i>Adjustment:</i>												
2	Add/(Less) Non-cash adjustments and taxes, including but not limited to												
	• Depreciation, amortisation and impairment	262.09	1,032.90	258.92	175.76	150.66	65.81	374.53	164.89	233.16	42.93	109.62	2,871.27
	• Assets written off or liabilities written back	5.16	0.77	-	-	-	-	0.25	-	-	-	-	6.18
	• Current tax charge as per statement of profit and loss	13.69	493.17	8.96	2.01	46.81	56.32	94.11	31.27	1.87	37.51	8.97	794.69
	• Deferred tax	21.32	338.99	8.64	(26.11)	37.47	(1.27)	(17.66)	55.97	(129.01)	16.75	15.77	320.86
	• MAT adjustments as per statement of profit and loss	97.81	(501.37)	(6.49)	-	(40.00)	-	-	(31.27)	42.69	(30.40)	-	(469.03)
	• Ind AS adjustments not considered in any other item above	(87.65)	13.59	(0.72)	-	(46.47)	2.85	(27.92)	(47.03)	(9.35)	1.53	(168.94)	(370.13)
3	Add Interest on shareholders debt charged to statement of profit and loss	527.14	1,684.59	95.28	166.75	56.53	231.08	309.48	389.07	1,126.94	291.01	439.16	5,317.03
4	Add/(Less) Loss/(gain) on sale of investments, assets or shares of SPVs or Investment Entity	-	-	-	-	-	-	-	-	-	-	-	-
5	Add Proceeds from sale of investments, assets or sale of shares of SPVs or Investment Entity adjusted for the following												
	• Related debts settled or due to be settled from sale proceeds	-	-	-	-	-	-	-	-	-	-	-	-
	• Directly attributable transaction costs	-	-	-	-	-	-	-	-	-	-	-	-
	• Proceeds reinvested or planned to be reinvested as per Regulation 18(16)(d) of the REIT Regulations	-	-	-	-	-	-	-	-	-	-	-	-
6	Add Proceeds from sale of investments, assets or sale of shares of SPVs or Investment Entity not distributed pursuant to an earlier plan to re-invest as per Regulation 18(16)(d) of the REIT Regulations, if such proceeds are not intended to be invested subsequently	-	-	-	-	-	-	-	-	-	-	-	-
7	Add/(Less) Other adjustments, including but not limited to net changes in security deposits, working capital, etc	465.58	1,007.65	164.91	6.84	156.78	10.64	(73.13)	77.11	171.54	(6.59)	(63.13)	1,918.19
8	Less Maintenance capex not charged in the statement of profit and loss, to the extent not funded by debt	-	-	-	-	-	-	-	-	-	-	-	-
9	Less External debt principal repayment *	-	(255.92)	(68.99)	-	-	-	-	-	-	-	-	(324.91)
10	Add Cash flow received from SPV and Investment Entity towards (applicable for Holdco only, to the extent not covered above)	-	-	-	-	-	-	-	-	-	-	-	-
	• Repayment of the debt in case of investments by way of debt	-	-	-	-	-	-	-	-	-	-	-	-
	• Proceeds from buy-backs/ capital reduction	-	-	-	-	-	-	-	-	-	-	-	-
11	Less Income tax (net of refund) and other taxes paid (as applicable)	(98.08)	(470.45)	(21.57)	(6.18)	(77.76)	(66.87)	(103.84)	(64.89)	(102.94)	(39.03)	(9.25)	(1,060.83)
	Total Adjustments (B)	1,207.06	3,343.92	438.94	319.07	284.02	298.56	555.82	575.12	1,334.90	313.71	332.20	9,003.32
	Net distributable Cash Flows C = (A+B)	1,500.98	5,800.25	469.65	224.85	592.58	401.63	712.72	651.33	674.34	503.89	547.47	12,079.69

* Repayment of borrowings done at SPV level out of Initial Public Offering and Non-convertible debenture proceeds have not been considered for NDCF computation. Further, repayment of short-term construction funding from REIT to SPVs upon ultimate availing of external credit facility are not considered for NDCF computation.

1 Since the Trust was listed on 1 April 2019, the NDCF guidelines apply from that date and accordingly the comparatives are not applicable.

2 Distribution of up to 90% of the above NDCF is required as per the REIT Regulations subject to compliance with the requirements of Companies Act, 2013.

I. Organisation structure

The interim condensed consolidated financial statements ('Condensed Consolidated Financial Statements') comprise condensed financial statements of Embassy Office Parks Real Estate Investment Trust (the 'Embassy Office Parks REIT' or the 'Trust' or the 'Embassy REIT'), its subsidiaries namely Embassy Office Parks Private Limited ('EOPPL'), Manyata Promoters Private Limited ('MPPL'), Umbel Properties Private Limited ('UPPL'), Embassy Energy Private Limited ('EEPL'), Galaxy Square Private Limited ('GSPL'), Quadron Business Park Private Limited ('QBPL'), Qubix Business Park Private Limited ('QBPL'), Oxygen Business Park Private Limited ('OBPPL'), Earnest Towers Private Limited ('ETPL'), Vikhroli Corporate Park Private Limited ('VCPPL'), Indian Express Newspapers (Mumbai) Private Limited ('IENMPL') and Embassy Pune Techzone Private Limited ('EPTPL') (individually referred to as 'Special Purpose Vehicle' or 'SPV' and together referred to as 'Embassy Office Parks Group') and a Joint Venture namely Golfinks Software Park Private Limited ('GLSP') (also referred to as the Investment Entity) The SPVs are Companies domiciled in India.

The objectives of Embassy REIT are to undertake activities in accordance with the provisions of the SEBI REIT Regulations and the Trust Deed. The principal activity of Embassy REIT is to own and invest in rent or income generating real estate and related assets in India with the objective of producing stable and sustainable distributions to Unitholders.

Embassy Property Developments Private Limited ('EPDPL') and BRE/Mauritius Investments ('BMI') (collectively known as the 'Sponsors' or the 'Co-Sponsors') have set up the Embassy Office Parks REIT as an irrevocable trust, pursuant to the Trust Deed, under the provisions of the Indian Trusts Act, 1882 and the Trust has been registered with SEBI as a Real Estate Investment Trust on 3 August 2017 under Regulation 6 of the Securities and Exchange Board of India (Real Estate Investment Trusts) Regulations, 2014. The Trustee to Embassy Office Parks REIT is Axis Trustee Services Limited (the 'Trustee') and the Manager for Embassy Office Parks REIT is Embassy Office Parks Management Services Private Limited (the 'Manager' or 'EOPMSPL').

Embassy Office Parks REIT acquired the following SPVs by acquiring all the equity interest held by the Embassy Sponsor, Blackstone Sponsor and Blackstone Sponsor Group and certain other shareholders on 22 March 2019. In exchange for these equity interests, the above shareholders have been allotted 613,332,143 Units of Embassy Office Parks REIT valued at Rs. 300 each. These Units were subsequently listed on the National Stock Exchange (NSE) and Bombay Stock Exchange (BSE) on 1 April 2019.

The Trust went public as per its plan for Initial Public Offer of Units after obtaining the required approvals from the relevant authorities. The Units were allotted to the applicants on 27 March 2019 and were subsequently listed on the BSE and NSE on 1 April 2019.

Accordingly, the equity interest in each of the following SPVs (directly or indirectly, through their holding companies) have been transferred from the respective shareholders to the Trust.

Details of the SPVs is provided below:

Name of the SPV	Activities	Shareholding (in percentage) upto 21 March 2019	Shareholding (in percentage) from 22 March 2019
EOPPL	Development and leasing of office space and related interiors (Embassy Tech Zone), located at Pune along with being an intermediate Embassy Office Parks investment company for the Embassy Office Parks Group.	Embassy Property Developments Private Limited (EPDPL): 50.00% EPDPL together with Jitendra Virwani: 0.00% (1 Share) SG Indian Holding (NQ) Co I Pte. Ltd: 49.75% SG Indian Holding (NQ) Co II Pte. Ltd: 0.03% SG Indian Holding (NQ) Co III Pte. Ltd: 0.22%	Embassy Office Parks REIT: 100%
MPPL	Development and leasing of office space and related interiors (Embassy Manyata), located at Bangalore.	EOPPL: 35.77% BRE/Mauritius Investments: 36.97% Reddy Veeranna: 27.00% Suguna Reddy: 0.26%	EOPPL: 35.77% Embassy Office Parks REIT: 64.23%
UPPL	Development, rental and maintenance of serviced residences (Hilton hotel).	EPDPL: 58% D M Estates Private Limited: 29% Golfinks Properties Private Limited: 13%	Embassy Office Parks REIT: 100%
EEPL	Generation and supply of solar power mainly to the office spaces of Embassy Office Parks Group located in Bangalore.	EOPPL: 80% EPDPL: 10% Rana George: 10%	EOPPL: 80% Embassy Office Parks REIT: 20%
GSPL	Development and leasing of office space and related interiors and maintenance of such assets (Embassy Galaxy), located in Noida.	BREP GML Holding (NQ) Pte. Ltd.: 79.62% BREP VII GML Holding (NQ) Pte. Ltd.: 19.89% BREP Asia SBS GML Holding (NQ) Ltd.: 0.38% BREP VII SBS GML Holding (NQ) Ltd.: 0.11%	Embassy Office Parks REIT: 100%

QBPL	Development and leasing of office space and related interiors and maintenance of such assets (Embassy Quadron), located in Pune.	BRE/Mauritius Investments II: 99.99% Kunal Shah: 0.01%	Embassy Office Parks REIT: 100%
QBPPL	Development and leasing of office space and related interiors and maintenance of such assets (Embassy Qubix), located in Pune.	BREP NTPL Holding (NQ) Pte. Ltd.: 79.62% BREP VII NTPL Holding (NQ) Pte. Ltd.: 19.89% BREP VII SBS NTPL Holding (NQ) Ltd.: 0.38% BREP VII NTPL Holding (NQ) Ltd.: 0.11%	Embassy Office Parks REIT: 100%
OBPPL	Development and leasing of office space and related interiors and maintenance of such assets (Embassy Oxygen), located in Noida.	BREP Asia SG Oxygen Holding (NQ) Pte. Ltd.: 79.61% BREP VII SG Oxygen Holding (NQ) Pte. Ltd.: 19.89% BREP Asia SBS Oxygen Holding (NQ) Ltd.: 0.39% BREP VII SBS Oxygen Holding (NQ) Ltd.: 0.11%	Embassy Office Parks REIT: 100%
ETPL	Development and leasing of office space and related interiors and maintenance of such assets (First International Financial Centre), located in Mumbai.	India Alternate Property Limited: 95.23% Preamsagar Infra Reality Private Limited: 2.51% Hiranandani Properties Private Limited: 2.26%	Embassy Office Parks REIT: 100%
VCPPPL	Development and leasing of office space and related interiors and maintenance of such assets (Embassy 247), located in Mumbai.	BREP Asia HCC Holding (NQ) Pte Ltd.: 79.81% BREP VII HCC Holding (NQ) Pte Ltd.: 19.89% BREP Asia SBS HCC Holding (NQ) Ltd.: 0.19% BREP VII SBS HCC Holding (NQ) Ltd.: 0.11%	Embassy Office Parks REIT: 100%
IENMPL	Development and leasing of office space and related interiors and maintenance of such assets (Express Towers), located in Mumbai.	Panchshil Techpark Private Limited: 51.07% BREP Asia SG Indian Holding (NQ) Co II Pte Limited: 37.27% BREP VII SG Indian Holding (NQ) Co II Pte Limited: 9.31% Shekhar Gupta jointly with Ms. Neelam: 2.11% BREP Asia SBS Holding (NQ) Co XI Ltd.: 0.18% BREP VII SBS Holding (NQ) Co XI Ltd.: 0.05%	Embassy Office Parks REIT: 100%

2. Significant accounting policies

2.1 Basis of preparation of condensed consolidated financial statements

The Condensed Consolidated Financial Statements of the Embassy Office Parks Group comprises the Consolidated Balance Sheet as at 31 December 2019, the Consolidated Statement of Profit and Loss, including other comprehensive income, the Consolidated Statement of Cash Flow for the quarter and nine months ended 31 December 2019, the Consolidated Statement of Changes in Unitholders' Equity, and a summary of significant accounting policies and select explanatory information for the nine months ended 31 December 2019. The Condensed Consolidated Financial Statements were approved for issue in accordance with resolution passed by the Board of Directors of the Manager on behalf of the Trust on 5 February 2020. The Condensed Consolidated Financial Statements have been prepared in accordance with the requirements of SEBI (Real Estate Investment Trusts) Regulations, 2014 as amended from time to time read with SEBI Circular No. CIR/IMD/DF/146/2016 dated December 29, 2016 ("SEBI Circular"); Indian Accounting Standard (Ind AS) 34 "Interim Financial Reporting", prescribed under Section 133 of the Companies Act, 2013, read with relevant rules issued thereunder and other accounting principles generally accepted in India, to the extent not inconsistent with SEBI Circular.

Embassy Office Parks Group has prepared condensed consolidated financial statements which comply with Ind AS applicable for period ending on 31 December 2019, together with the comparative period data as at and for the year ended March 31, 2019, as described in the summary of significant accounting policies. In preparing these condensed consolidated financial statements, Embassy Office Parks Group's opening balance sheet was prepared as at 1 April 2018, which is the date of transition to Ind AS. Since no consolidated financial statements were prepared under the Companies (Accounts) Rules, 2014 (Previous GAAP), disclosures of the reconciliation from Previous GAAP to Ind AS does not arise.

The Condensed Consolidated Financial Statements are presented in Indian Rupees in Millions, except when otherwise indicated.

Statement of compliance to Ind-AS

These Condensed Consolidated Financial Statements for the quarter and nine months ended 31 December 2019 are the financial statements of the Embassy Office Parks Group and have been prepared in accordance with Indian Accounting Standards (Ind AS) 34 "Interim Financial Reporting" read with in Rule 2(1)(a) of the Companies (Indian Accounting Standards) Rules, 2015 prescribed under Section 133 of the Companies Act, 2013 ('Ind AS'), to the extent not inconsistent with SEBI Circular.

The Condensed Consolidated Financial Statements have been prepared using uniform accounting policies for like transactions and other events in similar circumstances except for the change in policy for recognition of leases under Ind AS 116 as referred in note 2.2(q). The financial statements of all the SPVs and the Trust used for the purpose of consolidation are drawn up to the same reporting date i.e. nine months ended on 31 December 2019.

Basis of Consolidation

(i) Subsidiaries

The Embassy Office Parks Group consolidates entities which it owns or controls. The Condensed Consolidated Financial Statements comprise the financial statements of the Embassy office parks REIT and its subsidiary SPVs as disclosed in note 1. Control exists when the parent has power over the entity, is exposed, or has rights, to variable returns from its involvement with the entity and has the ability to affect those returns by using its power over the entity. Power is demonstrated through existing rights that give the ability to direct relevant activities, those which significantly affect the entity's returns. Subsidiaries are consolidated from the date control commences until the date control ceases.

The procedure for preparing Condensed Consolidated Financial Statements of the Embassy Office Parks Group are stated below:

- The Condensed Consolidated Financial Statements have been prepared using the principles of consolidation as per Ind AS 110 – Consolidated Financial Statements, to the extent applicable.
- Goodwill is recognised in the Condensed Consolidated Financial Statements at the excess of cost of investment over share of fair value of net assets acquired on the date of acquisition.
- The financial statements of the Embassy Office Parks Group are consolidated on a line-by-line basis and intragroup balances and transactions for assets and liabilities, equity, income, expenses and cash flows between entities of the Embassy Office Parks Group are eliminated in full upon consolidation.
- Non-controlling interests in the net assets (excluding goodwill) of consolidated subsidiaries are identified separately from the equity attributable to shareholders of the Company. The interest of non-controlling shareholders may be initially measured either at fair value or at the non-controlling interests' proportionate share of the fair value of the acquiree's identifiable net assets. The choice of measurement basis is made on an acquisition-by-acquisition basis.

(ii) Interests in joint arrangements

A joint arrangement is an arrangement of which two or more parties have joint control. Joint control is the contractually agreed sharing of control of an arrangement, which exists only when decisions about the relevant activities require the unanimous consent of the parties sharing control.

A joint venture is a joint arrangement whereby the parties that have joint control of the arrangement have rights to the net assets of the arrangement. The results of joint ventures are incorporated in these condensed consolidated financial statements using the equity method of accounting as described below.

Under the equity method of accounting, the investments are initially recognised at cost on the date of acquisition and adjusted thereafter to recognize the Embassy Office Parks Group's share of the post-acquisition profits or losses of the investee in profit and loss, and Embassy Office Parks Group's share of other comprehensive income of the investee in other comprehensive income.

Goodwill is calculated at excess of cost of investment over share of fair value of net assets acquired on the date of acquisition and is disclosed as an additional information in the Notes to the Condensed Consolidated Financial Statements

Dividends received or receivable from associates and joint ventures are recognised as a reduction in the carrying amount of the investment

When Embassy Office Parks Group's share of losses in an equity-accounted investment equals or exceeds its interest in the entity, including any other unsecured long-term receivables, Embassy Office Parks Group does not recognize further losses, unless it has incurred obligations or made payments on behalf of the other entity.

Unrealised gains on transactions between Embassy Office Parks Group and joint ventures are eliminated to the extent of Embassy Office Parks Group interest in these entities. Unrealised losses are also eliminated unless the transaction provides evidence of an impairment of the asset transferred. Accounting policies of equity accounted investees are consistent with the policies adopted by the Embassy Office Parks Group

The carrying amount of equity accounted investments are tested for impairment in accordance with the Embassy Office Parks Group's policy.

During the year ended 31 March 2018, the statutory auditors of GLSP had modified their audit for non-compliance with Section 185 of the Companies Act, 2013 in respect of a loan aggregating Rs. 190.00 million provided by GLSP to a private company which had common directors. The loan was repaid during the year ended 31 March 2019 and the non-compliance was duly rectified.

Basis of Business Combination

The Embassy Office Parks Group accounts for its business combinations under acquisition method of accounting. Acquisition related costs are recognised in the condensed consolidated statement of profit and loss as incurred. The acquiree's identifiable assets, liabilities and contingent liabilities that meet the condition for recognition are recognised at their fair values at the acquisition date.

Purchase consideration paid in excess of the fair value of net assets acquired is recognised as goodwill. Where the fair value of identifiable assets and liabilities exceed the cost of acquisition, after reassessing the fair values of the net assets and contingent liabilities, the excess is recognised as capital reserve.

The interest of non-controlling shareholders is initially measured either at fair value or at the non-controlling interests' proportionate share of the acquiree's identifiable net assets. The choice of measurement basis is made on an acquisition-by-acquisition basis. Subsequent to acquisition, the carrying amount of non-controlling interests is the amount of those interests at initial recognition plus the non-controlling interests' share of subsequent changes in equity of subsidiaries.

Business combinations arising from transfers of interests in entities that are under common control are accounted at historical cost. The difference between any consideration given and the aggregate historical carrying amounts of assets and liabilities of the acquired entity is recorded in Unitholders' equity

2.2 Summary of significant accounting policies

a) Functional and presentation currency

The Condensed Consolidated Financial Statements are presented in Indian Rupees, which is the Embassy Office Parks Group's functional currency and the currency of the primary economic environment in which the Embassy Office Parks Group operates. All financial information presented in Indian Rupees has been rounded off to nearest million except unit and per unit data.

b) Basis of measurement

The Condensed Consolidated Financial Statements are prepared on the historical cost basis, except for the following:

- Certain financial assets and liabilities (refer accounting policy regarding financial instrument): measured at fair values;
- Net defined benefit (asset)/ liability less present value of defined obligations: Fair value of plan assets less present value of defined benefit plan; and
- The assets and liabilities of the SPVs on the date of acquisition have been accounted using their Fair value and accordingly the goodwill / capital reserve amount has been calculated.

c) Use of judgments and estimates

The preparation of Condensed Consolidated Financial Statements in conformity with generally accepted accounting principles in India (Ind AS) requires management to make estimates and assumptions that affect the reported amounts of assets, liabilities, income and expenses. Actual results could differ from those estimates.

Estimates and underlying assumptions are reviewed on a periodic basis. Revisions to accounting estimates are recognised in the period in which the estimates are revised and in any future periods affected.

Information about critical judgements in applying accounting policies that have the most significant effect on the amounts recognised in the Condensed Consolidated Financial Statements is included in the following notes:

i) Business combinations and impairment of Goodwill

In accounting for business combinations, judgment is required in identifying whether an identifiable intangible asset is to be recorded separately from goodwill. Estimating the acquisition date fair value of the identifiable assets acquired, useful life thereof and liabilities assumed involves management judgment. These measurements are based on information available at the acquisition date and are based on expectations and assumptions that have been deemed reasonable by the management. Changes in these judgments, estimates and assumptions can materially affect the results of operations.

For the purpose of impairment testing, goodwill acquired in a business combination is, from the acquisition date, allocated to each of the Embassy Office Parks Group's cash-generating units that are expected to benefit from the combination. In performing such impairment assessments, management compared the carrying value of each of the identifiable cash generating units ("CGUs") to which goodwill had been allocated with their respective 'value in use' computed based on discounted cash flow method, to determine if any impairment loss should be recognized. The discounted cash flow method involves estimating future cash flows, growth rates and discount rates which require significant management judgement - Note 2.2 (j)

- ii) Classification of lease arrangements as finance lease or operating lease - Note 2.2 (q)
- iii) Classification of assets as investment property or as property, plant and equipment - Notes 2.2 (f) and (g)
- iv) Significant judgement involved in the purchase price allocation of the assets acquired and liabilities assumed on account of Business Combination and deferred tax accounting on the resultant fair value accounting- Note on Basis of Business Combination and Note 2.2 (u) (ii)
- v) Judgements in preparing Condensed Consolidated Financial Statements - Note 2.1

Information about assumptions and estimation uncertainties that have a significant risk resulting in a material adjustment during the quarter and nine months ended 31 December 2019 is included in the following notes-

- i) Determining fair value of Investment Properties and Property Plant and Equipment - The fair value of investment properties and property plant and equipment are reviewed regularly by management with reference to independent property valuations and market conditions existing at half yearly basis. The independent valuers are independent appraisers with a recognised and relevant professional qualification and with recent experience in the location and category of the investment property being valued. Judgment is also applied in determining the extent and frequency of independent appraisals.
- ii) Useful lives of Investment Property and Property, Plant and Equipment-Notes 2.2(f) and (g)
- iii) Valuation of financial instruments-Note 2.2 (m)
- iv) Recognition of deferred tax asset on carried forward losses and recognition of minimum alternate tax credit: availability of future taxable profit against which tax losses carried forward can be used- Note 2.2(u)(ii)

d) Current versus non-current classification

The Embassy Office Parks Group presents assets and liabilities in the Condensed Consolidated Balance Sheet based on current/ non-current classification.

An asset is treated as current when it is

- Expected to be realised or intended to be sold or consumed in normal operating cycle,
- Held primarily for the purpose of trading;
- Expected to be realised within twelve months after the reporting period; or
- Cash or cash equivalent unless restricted from being exchanged or used to settle a liability for at least twelve months after the reporting period

All other assets are classified as non-current.

A liability is current when:

- It is expected to be settled in normal operating cycle;
- It is held primarily for the purpose of trading;
- It is due to be settled within twelve months after the reporting period; or
- There is no unconditional right to defer the settlement of the liability for at least twelve months after the reporting period

The Embassy Office Parks Group classifies all other liabilities as non-current.

Deferred tax assets and liabilities are classified as non-current assets and liabilities

The operating cycle is the time between the acquisition of assets for processing and their realisation in cash and cash equivalents. The Embassy Office Parks Group has identified twelve months as its operating cycle.

e) Measurement of fair values

A number of the Embassy Office Parks Group accounting policies and disclosures require the measurement of fair values, for both financial and non-financial assets and liabilities. Fair value is the price that would be received to sell an asset or paid to transfer a liability in an orderly transaction between market participants at the measurement date. The fair value measurement is based on the presumption that the transaction to sell the asset or transfer the liability takes place either:

- In the principal market for the asset or liability; or
- In the absence of a principal market, in the most advantageous market for the asset or liability.

The principal or the most advantageous market must be accessible by the Embassy Office Parks Group. The fair value of an asset or a liability is measured using the assumptions that market participants would use when pricing the asset or liability, assuming that market participants act in their economic best interest.

A fair value measurement of a non-financial asset takes into account a market participant's ability to generate economic benefits by using the asset in its highest and best use or by selling it to another market participant that would use the asset in its highest and best use.

The Embassy Office Parks Group uses valuation techniques that are appropriate in the circumstances and for which sufficient data are available to measure fair value, maximising the use of relevant observable inputs and minimising the use of unobservable inputs.

The Embassy Office Parks Group has an established control framework with respect to the measurement of fair values. The Embassy Office Parks Group engages with external valuers for measurement of fair values in the absence of quoted prices in active markets.

While measuring the fair value of an asset or liability, the Embassy Office Parks Group uses market observable data as far as possible. Fair values are categorised into different levels in a fair value hierarchy based on inputs used in the valuation techniques as follows-

- Level 1: Quoted prices (unadjusted) in active markets for identical assets or liabilities.
- Level 2: Inputs other than quoted prices included in Level 1 that are observable for the asset or liability, either directly (i.e. as prices) or indirectly (i.e. derived from prices).
- Level 3: inputs for the asset or liability that are not based on observable market data (unobservable inputs).

When measuring the fair value of an asset or a liability, the Embassy Office Parks Group uses observable market data as far as possible. If the inputs used to measure the fair value of an asset or a liability fall into different levels of the fair value hierarchy, then the fair value measurement is categorised in its entirety in the same level of the fair value hierarchy as the lowest level input that is significant to the entire measurement. The Embassy Office Parks Group recognises transfers between levels of the fair value hierarchy at the end of the reporting period during which the change has occurred.

f) Investment properties

Property that is held for long-term rental yields or for capital appreciation or both is classified as investment property. Investment property is measured initially at its cost, including related transaction costs and where applicable borrowing costs. Subsequent expenditure is capitalised to the asset's carrying amount only when it is probable that future economic benefits associated with the expenditure will flow to the Embassy Office Parks Group and the cost of the item can be measured reliably. The cost of the assets not ready for their intended use before such date, are disclosed as investment property under development. All other repairs and maintenance costs are expensed when incurred. When part of an investment property is replaced, the carrying amount of such replaced position is derecognised.

Investment properties are depreciated on straight-line method over their estimated useful lives. However, where the management's estimate of the remaining useful life of the assets on a review subsequent to the time of acquisition is different, then depreciation is provided over the remaining useful life based on the revised useful life. The residual values, useful lives and methods of depreciation are reviewed at each financial year end and adjusted prospectively.

Pursuant to this policy, Management's estimates of useful life of the following major assets under straight line method are as follows

Asset category	Estimated useful life (in years)
Buildings	60 years
Plant and Machinery	15 years
Furniture and Fixtures	12 years
Electrical Equipment	15 years
Leasehold land*	30 - 99 years based on the primary lease period

Pro-rata depreciation is provided on properties purchased or sold during the year.

*Upfront premium paid under lease-cum-sale agreements to acquire land where the Embassy Office Parks Group has an option to purchase the land at the end of/ during the lease term are not amortised over the lease period.

Investment property acquired on Business Combination is depreciated over the remaining useful life from the date of acquisition as certified by the technical valuer.

Note: Plant and machinery, furniture and fixtures and electrical equipment which are physically attached to the building are considered as part of the investment property

g) Property, plant and equipment and intangible assets

Property, plant and equipment are carried at cost of acquisition or construction less accumulated depreciation. The cost of fixed assets includes freight, duties, taxes and other incidental expenses related to the acquisition or construction of the respective assets. The cost of such assets not ready for their intended use are disclosed as capital work-in-progress.

Intangible assets are recorded at their acquisition cost. Following initial recognition, intangible assets are carried at cost less any accumulated amortisation and accumulated impairment losses.

Depreciation is provided on the straight-line basis over the estimated useful lives of each component of an item of property, plant and equipment as follows:

Asset category	Estimated useful life (in years)
Buildings	60 years
Plant and Machinery	15 years
Furniture and Fixtures	12 years
Electrical Equipment	15 years
Office Equipment	5 years
Computers	3 years
Computer Software	3 years
Operating Supplies	2-5 years
Vehicles	8 years

Upfront premium paid under lease-cum-sale agreements to acquire land where the Embassy Office Parks Group has an option to purchase the land at the end of/ during the lease term are not amortised over the lease period.

Right to use trademark: The earnings potential of trade name/ trademark can at times be substantial. A trademark is recognized on a reporting company's balance sheet as an intangible asset separate from goodwill because it satisfies either of the following two tests:

- It arises from legal rights (a trademark is essentially a bundle of rights)
- It is capable of being sold, transferred, and licensed separately from other assets of the acquiring company

The recognition of an acquired trademark is performed as part of a purchase price allocation, whereby a portion of the price paid by the acquirer for all of the acquired assets is assigned to the trademark using an acceptable valuation methodology.

The life of the Right to use trademark is considered indefinite because there is no foreseeable limit nor any specific covenant that limits the time period to the period over which the asset is expected to generate net cash inflows for the SPV's excluding EEPL.

Power purchase agreement is one of the essential contracts required for a small power generating company with limited production capacity and marketability. Since sales with the customer take the form of a contract, the power purchase agreement meets the contractual criteria for recognition. This agreement provides ongoing and repeat business for the company and provides a platform for the company to reach profitability.

The initial useful life of the power purchase agreements is estimated to be 25 years based on the contract period.

Property, plant and equipment and Intangibles acquired on Business Combination, except right-to-use trademark, is depreciated over the remaining useful life from the date of acquisition as certified by the technical valuer.

When parts of an item of plant and equipment have different useful lives, they are treated as separate components and depreciated over their respective estimated useful lives.

The residual values, useful lives and methods of depreciation are reviewed at each financial year end and adjusted prospectively.

Pro-rata depreciation is provided on all fixed assets purchased or sold during the year.

h) Non-current assets held for sale

Non-current assets are classified as held for sale if it is highly probable that they will be recovered primarily through sale rather than through continuing use. Such assets are generally measured at the lower of their carrying amount and fair value less costs to sell. Losses on initial classification as held for sale and subsequent gains and losses on re-measurement are recognised in the Consolidated Statement of Profit and Loss.

Once classified as held-for-sale, intangible assets, property, plant and equipment and investment properties are no longer amortised or depreciated, and any equity-accounted investee is no longer equity accounted.

i) Inventory

Stores and operating supplies

Inventories which comprises food and beverages and operating supplies are valued at lower of cost or net realisable value. Cost of inventories comprises purchase price, costs of conversion and other incidental costs incurred in bringing the inventories to their present location and condition. In determining the cost, weighted average cost method is used.

Net realisable value is the estimated selling price in the ordinary course of business less estimated costs to sell.

j) Impairment of non-financial assets

The Embassy Office Parks Group assesses, at each reporting date, whether there is an indication that a non-financial asset other than inventories and deferred tax assets may be impaired. If any indication exists, or when annual impairment testing for an asset is required, the Embassy Office Parks Group estimates the asset's recoverable amount.

An impairment loss is recognised in the Consolidated Statement of Profit and Loss if the carrying amount of an asset or its cash-generating unit (CGU) exceeds its recoverable amount. Impairment loss recognised in respect of a CGU is allocated first to reduce the carrying amount of any goodwill allocated to the CGU, and then to reduce the carrying amounts of the other assets of the CGU on a pro-rata basis. A CGU is the smallest identifiable asset group that generates cash flows that are largely independent from other assets and groups. Impairment losses are recognised in the Consolidated Statement of Profit and Loss, unless it reverses previous revaluation credited to equity, in which case it is charged to equity.

Goodwill arising from a business combination is allocated to CGUs or group of CGUs that are expected to benefit from the synergies of the combination. Goodwill is tested for impairment on an annual basis and more often, if there is an indication that goodwill may be impaired, relying on a number of factors including operating results, business plans and future cash flows. For the purpose of impairment testing, goodwill acquired in a business combination is allocated to the Group's CGU expected to benefit from the synergies arising from the business combination.

An asset's recoverable amount is the higher of an asset's or CGU's fair value less costs of disposal and its value in use. In assessing value in use, the estimated future cash flows are discounted to their present value using a pre-tax discount rate that reflects current market assessments of the time value of money and the risks specific to the asset. In determining fair value less costs of disposal, recent market transactions are taken into account. For the purpose of impairment testing, assets that cannot be tested individually are grouped together into the smallest group of assets that generates cash inflows from continuing use that are largely independent of the cash inflows of other assets or CGU.

Impairment losses recognised in prior periods are assessed at each reporting date for any indications that the loss has decreased or no longer exists. An impairment loss is reversed if there has been a change in the estimates used to determine the recoverable amount. An impairment loss in respect of goodwill is not subsequently reversed. In respect of other assets, such a reversal is made only to the extent that the asset's carrying amount does not exceed the carrying amount that would have been determined, net of depreciation, if no impairment loss had been recognised.

k) Foreign currency transactions

Transactions in foreign currencies are translated into the respective functional currencies of Embassy Office Parks Group's entities at the exchange rates at the dates of the transactions.

Monetary assets and liabilities denominated in foreign currencies are translated into the functional currency at the exchange rate at the reporting date. Non-monetary assets and liabilities that are measured at fair value in a foreign currency are translated into the functional currency at the exchange rate when the fair value was determined. Non-monetary assets and liabilities that are measured based on historical cost in a foreign currency are translated at the exchange rate at the date of the transaction.

Exchange differences arising on foreign exchange transactions settled and from translations during the year are recognised in the Consolidated Statement of Profit and Loss of the year except exchange differences arising from the translation of the items which are recognised in OCI.

l) Financial instruments

i) Recognition and initial measurement

Trade receivables and debt securities issued are initially recognised when they are originated. All other financial assets and financial liabilities are initially recognised when the Embassy Office Parks Group becomes a party to the contractual provisions of the instrument.

A financial asset or financial liability is initially measured at fair value plus, for an item not at fair value through profit or loss (FVTPL), transaction costs that are directly attributable to its acquisition or issue.

ii) Classification and subsequent measurement

Financial assets

On initial recognition, a financial asset is classified as measured at

- Amortised cost,
- Fair value through other comprehensive income (FVOCI) – debt instrument;
- Fair value through other comprehensive income (FVOCI) – equity instrument; or
- Fair value through profit or loss (FVTPL)

Financial assets are not reclassified subsequent to their initial recognition, except if and in the period the Embassy Office Parks Group changes its business model for managing financial assets.

A financial asset is measured at amortised cost if it meets both of the following conditions and is not designated as FVTPL:

- the asset is held within a business model whose objective is to hold assets to collect contractual cash flows; and
- the contractual terms of the financial asset give rise on specified dates to cash flows that are solely payments of the principal and interest on the principal amount outstanding.

A debt investment is measured at FVOCI if it meets both of the following conditions and is not designated as FVTPL.

- the asset is held within a business model whose objective is achieved by both collecting contractual cash flows and selling financial assets, and
- the contractual terms of the financial asset give rise on specified dates to cash flows that are solely payments of the principal and interest on the principal amount outstanding.

On initial recognition of an equity instrument that is not held for trading, the Embassy Office Parks Group may irrevocably elect to present subsequent changes in the investment's fair value in OCI (designated as FVOCI – equity investment). This election is made on an investment by investment basis.

All financial assets not classified as measured at amortised cost or FVOCI as described above are measured at FVTPL. This includes all derivative financial assets. On initial recognition, the Embassy Office Parks Group may irrevocably designate a financial asset that otherwise meets the requirements to be measured at amortised cost or at FVOCI or at FVTPL if doing so eliminates or significantly reduces an accounting mismatch that would otherwise arise.

Financial assets: Business model assessment

The Embassy Office Parks Group makes an assessment of the objective of the business model in which a financial asset is held at a portfolio level because this best reflects the way the business is managed and information is provided to the Management. The information considered includes

- the stated policies and objectives for the portfolio and the operation of those policies in practice. These include whether management's strategy focuses on earning contractual interest income, maintaining a particular interest rate profile, matching the duration of the financial assets to the duration of any related liabilities or expected cash outflows or realising cash flows through the sale of the assets;
- how the performance of the portfolio is evaluated and reported to the Embassy Office Parks Group's management;
- the risks that affect the performance of the business model (and the financial assets held within that business model) and how those risks are managed;
- how managers of the business are compensated – e.g. whether compensation is based on the fair value of the assets managed or the contractual cash flows collected; and
- the frequency, volume and timing of sales of financial assets in prior periods, the reasons for such sales and expectations about future sales activity

Transfers of financial assets to third parties in transactions that do not qualify for derecognition are not considered sales for this purpose, consistent with the Embassy Office Parks Group's continuing recognition of the assets.

Financial assets that are held for trading or are managed and whose performance is evaluated on a fair value basis are measured at FVTPL.

Financial assets: Assessment whether contractual cash flows are solely payments of principal and interest

For the purpose of this assessment, 'principal' is defined as the fair value of the financial asset on initial recognition. 'Interest' is defined as consideration for the time value of money and for the credit risk associated with the principal amount outstanding during a particular period of time and for other basic lending risks and costs (e.g. liquidity risk and administrative costs), as well as a profit margin.

In assessing whether the contractual cash flows are solely payments of principal and interest, the Embassy Office Parks Group considers the contractual terms of the instrument. This includes assessing whether the financial asset contains a contractual term that could change the timing or amount of contractual cash flows such that it would not meet this condition. In making this assessment, the Embassy Office Parks Group considers

- contingent events that would change the amount or timing of cash flows;
- terms that may adjust the contractual coupon rate, including variable interest rate features;
- prepayment and extension features; and
- terms that limit the Embassy Office Parks Group's claim to cash flows from specified assets (e.g. non – recourse features)

A prepayment feature is consistent with the solely payment of principal and interest criterion if the prepayment amount substantially represents unpaid amounts of principal and interest on the principal amount outstanding, which may include reasonable additional compensation for early termination of the contract. Additionally, for a financial asset acquired at a significant discount or premium to its contractual par amount, a feature that permits or requires prepayment at an amount that substantially represents the contractual par amount plus accrued (but unpaid) contractual interest (which may also include reasonable additional compensation for early termination) is treated as consistent with this criterion if the fair value of the prepayment feature is insignificant at initial recognition.

Financial assets: Subsequent measurement and gains and losses

Financial assets at FVTPL	These assets are subsequently measured at fair value. Net gains and losses, including any interest or dividend income, are recognised in profit and loss.
Financial assets at amortised cost	These assets are subsequently measured at amortised cost using the effective interest method. The amortised cost is reduced by impairment losses. Interest income, foreign exchange gains and losses and impairment are recognised in profit or loss. Any gain or loss on derecognition is recognised in profit and loss.
Debt instruments at FVOCI	These assets are subsequently measured at fair value. Interest income under the effective interest method, foreign exchange gains and losses and impairment are recognised in profit or loss. Other net gains and losses are recognised in OCI. On derecognition, gains and losses accumulated in OCI are reclassified to profit and loss.
Equity instruments at FVOCI	These assets are subsequently measured at fair value. Dividends are recognised as income in profit or loss unless the dividend clearly represents a recovery of part of the cost of the investment. Other net gains and losses are recognised in OCI and are not reclassified to profit and loss.

Financial liabilities: Classification, subsequent measurement and gains and losses

Financial liabilities are classified as measured at amortised cost or FVTPL. A financial liability is classified as at FVTPL if it is classified as held for trading, or it is a derivative or it is designated as such on initial recognition. Financial liabilities at FVTPL are measured at fair value and net gains and losses, including any interest expense, are recognised in profit or loss. Other financial liabilities are subsequently measured at amortised cost using the effective interest method. Interest expense and foreign exchange gains and losses are recognised in profit and loss. Any gain or loss on derecognition is also recognised in profit and loss.

iii) Derecognition

Financial assets

The Embassy Office Parks Group derecognises a financial asset when the contractual rights to the cash flows from the financial asset expire, or it transfers the rights to receive the contractual cash flows in a transaction in which substantially all of the risks and rewards of ownership of the financial asset are transferred or in which the Embassy Office Parks Group neither transfers nor retains substantially all of the risks and rewards of ownership and does not retain control of the financial asset.

If the Embassy Office Parks Group enters into transactions whereby it transfers assets recognised in its Condensed Consolidated Balance Sheet, but retains either all or substantially all of the risks and rewards of the transferred assets, the transferred assets are not derecognised.

Financial liabilities

The Embassy Office Parks Group derecognises a financial liability when its contractual obligations are discharged or cancelled, or expire.

The Embassy Office Parks Group also derecognises a financial liability when its terms are modified and the cash flows under the modified terms are substantially different. In this case, a new financial liability based on the modified terms is recognised at fair value. The difference between the carrying amount of the financial liability extinguished and the new financial liability with modified terms is recognised in profit and loss.

iv) Offsetting

Financial assets and financial liabilities are offset and the net amount presented in the Condensed Consolidated Balance Sheet only when the Embassy Office Parks Group has a legally enforceable right to set off the amounts and it intends either to settle them on a net basis or to realise the asset and settle the liability simultaneously.

m) Compound financial instruments

The liability component of a compound financial instrument is initially recognised at the fair value of a similar liability that does not have an equity conversion option. The equity component is initially recognised at the difference between the fair value of the compound financial instrument as a whole and the fair value of the liability component. Any directly attributable transaction costs are allocated to the liability and equity components in proportion to their initial carrying amounts.

Subsequent to initial recognition, the liability component of a compound financial instrument is measured at amortised cost using the effective interest method. The equity component of a compound financial instrument is not measured subsequently.

Interest related to the financial liability is recognised in profit and loss (unless it qualifies for inclusion in cost of asset). In case of conversion at maturity, the financial liability is reclassified to equity and no gain or loss is recognised.

n) Impairment of financial assets

Financial assets

The Embassy Office Parks Group recognises loss allowances for expected credit losses on:

- financial assets measured at amortised cost; and
- financial assets measured at FVTOCI- debt investments

At each reporting date, the Embassy Office Parks Group assesses whether financial assets carried at amortised cost and debt securities at FVTOCI are credit-impaired. A financial asset is 'credit-impaired' when one or more events that have a detrimental impact on the estimated future cash flows of the financial asset have occurred.

Evidence that a financial asset is credit-impaired includes the following observable data:

- significant financial difficulty of the borrower or issuer, or
- a breach of contract such as a default or being past due for 180 days or more, or
- the restructuring of a loan or advance by the Embassy Office Parks Group on terms that in the material assessment of the Embassy Office Parks Group it would not consider otherwise; or
- it is probable that the borrower will enter bankruptcy or other financial reorganization; or
- the disappearance of an active market for a security because of financial difficulties

The Embassy Office Parks Group measures loss allowances at an amount equal to lifetime expected credit losses, except for the following, which are measured as 12 month expected credit losses:

- debt securities that are determined to have low credit risk at the reporting date; and
- other debt securities and bank balances for which credit risk (i.e. the risk of default occurring over the expected life of the financial instrument) has not increased significantly since initial recognition.

Loss allowances for trade receivables are always measured at an amount equal to lifetime expected credit losses.

Lifetime expected credit losses are the expected credit losses that result from all possible default events over the expected life of a financial instrument.

12-month expected credit losses are the portion of expected credit losses that result from default events that are possible within 12 months after the reporting date (or a shorter period if the expected life of the instrument is less than 12 months).

In all cases, the maximum period considered when estimating expected credit losses is the maximum contractual period over which the Embassy Office Parks Group is exposed to credit risk.

When determining whether the credit risk of a financial asset has increased significantly since initial recognition and when estimating expected credit losses, the Embassy Office Parks Group considers reasonable and supportable information that is relevant and available without undue cost or effort. This includes both quantitative and qualitative information and analysis, based on the Embassy Office Parks Group's historical experience and informed credit assessment and including forward-looking information.

The Embassy Office Parks Group assumes that the credit risk on a financial asset has increased significantly if it is more than 30 days past due.

The Embassy Office Parks Group considers a financial asset to be default when:

- the borrower is unlikely to pay its credit obligations to the Embassy Office Parks Group in full, without recourse by the Embassy Office Parks Group to actions such as realising security (if any is held); or
- the financial asset is 180 days or more past due without any security

Measurement of expected credit losses: Expected credit losses are a probability-weighted estimate of credit losses. Credit losses are measured as the present value of all cash shortfalls (i.e. the difference between the cash flows due to the Embassy Office Parks Group and the cash flows that the Embassy Office Parks Group expects to receive).

Presentation of allowance for expected credit losses in the balance sheet: Loss allowances for financial assets measured at amortised cost are deducted from the gross carrying amount of the assets. For debt securities at FVTOCI, the loss allowance is charged to profit and loss account and is recognised in OCI.

Write-off: The gross carrying amount of a financial asset is written off (either partially or in full) to the extent that there is no realistic prospect of recovery. This is generally the case when the Embassy Office Parks Group determines that the debtor does not have assets or sources of income that could generate sufficient cash flows to repay the amounts subject to write-off. However, financial assets that are written off could still be subject to enforcement activities in order to comply with the Embassy Office Parks Group's procedures for recovery of amounts due.

Majority of the financial assets of the Embassy Office Parks Group pertain to trade and other receivables. Considering the nature of business, the Embassy Office Parks Group does not foresee any credit risk on its trade and other receivables which may cause an impairment. As per the agreement with tenants, the receivables are covered by clause of payment security mechanism which ensures receipt of all trade receivables. Also, the Embassy Office Parks Group does not have any past history of significant impairment of trade and other receivables.

o) Embedded derivatives

When the Embassy Office Parks Group becomes a party to a hybrid contract with a host that is not an asset within the scope of Ind AS 109 Financial Instruments, it identifies whether there is an embedded derivative. Embedded derivatives are separated from the host contract and accounted for separately if the host contract is not a financial asset and certain criteria are met.

p) Financial guarantee contracts

Financial guarantee contracts are recognised as a financial liability at the time the guarantee is issued. The liability is initially measured at fair value and subsequently at the higher of the amount determined in accordance with Ind AS 37 Provisions, Contingent Liabilities and Contingent Assets and the amount initially recognised less cumulative amortisation, where appropriate.

The fair value of financial guarantees is determined as the present value of the difference in net cash flows between the contractual payments under the debt instrument and the payments that would be required without the guarantee, or the estimated amount that would be payable to a third party for assuming the obligations.

When guarantees in relation to loans or other payables of subsidiaries or associates are provided for no compensation, the fair values are accounted as contributions and recognised as part of the cost of investment.

q) Leases

Policy applicable with effect from 1 April 2019

Embassy Office Parks Group as a lessee

A contract is, or contains, a lease if the contract conveys the right to control the use of an identified asset for a period of time in exchange for consideration.

The Embassy Office Parks Group recognises right-of-use asset representing its right to use the underlying asset for the lease term at the lease commencement date. The cost of the right-of-use asset measured at inception shall comprise of the amount of the initial measurement of the lease liability, adjusted for any lease payments made at or before the commencement date, less any lease incentives received, plus any initial direct costs incurred and an estimate of the costs to be incurred by the lessee in dismantling and removing the underlying asset or restoring the underlying asset or site on which it is located.

The right-of-use assets is subsequently measured at cost less accumulated depreciation, accumulated impairment losses, if any and adjusted for any remeasurement of the lease liability. The right-of-use assets is depreciated using the straight-line method from the commencement date over the shorter of lease term or useful life of right-of-use asset. Right-of-use assets are tested for impairment whenever there is any indication that their carrying amounts may not be recoverable. Impairment loss, if any, is recognised in the Statement of profit and loss.

The lease liability is initially measured at the present value of the lease payments that are not paid at the commencement date, discounted using the interest rate implicit in the lease or, if that rate cannot be readily determined, the incremental borrowing rate applicable to the entity within the Embassy Office Parks Group. Generally, the Embassy Office Parks Group uses its incremental borrowing rate as the discount rate. For leases with reasonably similar characteristics, the Embassy Office Parks Group, on a lease by lease basis, may adopt either the incremental borrowing rate specific to the lease or the incremental borrowing rate for the portfolio as a whole.

The Embassy Office Parks Group recognises the amount of the re-measurement of lease liability as an adjustment to the right-of-use asset. Where the carrying amount of the right-of-use asset is reduced to zero and there is a further reduction in the measurement of the lease liability, the Embassy Office Parks Group recognises any remaining amount of the re-measurement in profit and loss.

The Embassy Office Parks Group has elected not to recognise right-of-use assets and lease liabilities for short-term leases of all assets that have a lease term of 12 months or less and leases of low-value assets. The Embassy Office Parks Group recognizes the lease payments associated with these leases as an expense on a straight-line basis over the lease term.

Embassy Office Parks Group as a lessor

i. Determining whether an arrangement contains a lease

At inception of an arrangement, it is determined whether the arrangement is or contains a lease. At inception or on reassessment of the arrangement that contains a lease, the payments and other consideration required by such an arrangement are separated into those for other elements on the basis of their relative fair values. If it is concluded for a finance lease that it is impracticable to separate the payments reliably, then an asset and a liability are recognised at an amount equal to the fair value of the underlying asset. The liability is reduced as payments are made and an imputed finance cost on the liability is recognised using the incremental borrowing rate.

ii. Assets held under leases

Leases in which the Embassy Office Parks Group does not transfer substantially all the risks and rewards of ownership of an asset are classified as operating leases. Leases are classified as finance leases when substantially all of the risks and rewards of ownership transfer from the Embassy Office Parks Group to the lessee. Amounts due from lessees under finance leases are recorded as receivables at the Embassy Office Parks Group's net investment in the leases.

iii. Initial direct costs

Initial direct costs such as brokerage expenses incurred specifically to earn revenues from an operating lease are capitalised to the carrying amount of leased asset and recognised over the lease term on the same basis as rental income.

Transition to Ind AS 116

Ministry of Corporate Affairs ("MCA") through Companies (Indian Accounting Standards) Amendment Rules, 2019 and Companies (Indian Accounting Standards) Second Amendment Rules, has notified Ind AS 116 Leases which replaces the existing lease standard, Ind AS 17 leases. Ind AS 116 sets out the principles for the recognition, measurement, presentation and disclosure of leases for both lessees and lessors. It introduces a single, on-balance sheet lease accounting model for lessees.

Effective 1 April 2019, the Embassy Office Parks Group has adopted Ind AS 116 "Leases" and applied the standard to all lease contracts existing on 1 April 2019 using the modified retrospective method prescribed in para C8(b)(ii) to ongoing leases as on 1 April 2019. The right of use asset and lease liability of has been recognized on the date of initial application i.e. 1 April 2019. Accordingly, the comparatives have not been restated and hence not comparable with previous period figures.

Embassy Office Parks Group as a lessor

The Embassy Office Parks Group is not required to make any adjustments on transition to Ind AS 116 for leases in which it acts as a lessor, except for a sub – lease in a joint venture. The Embassy Office Parks Group accounted for its leases in accordance with Ind AS 116 from the date of initial application. The Embassy Office Parks Group as a lessor does not have any impact on account of sub-lease on the application of this standard.

Embassy Office Parks Group as lessee

Ind AS 116 requires lessees to account for all leases under a single on-balance sheet model similar to the accounting for finance lease under Ind AS 17.

On transition, the Embassy Office Parks Group has applied a single discount rate to a portfolio of leases of similar assets in similar economic environment with similar end date. The Embassy Office Parks Group has elected not to recognise right-of-use assets and lease liabilities for short-term leases of all assets that have a lease term of 12 months or less and leases of low-value assets.

On transition, the Embassy Office Parks Group recognised a lease liability measured at the present value of the remaining lease payments.

On application of Ind AS 116, the nature of expenses has changed from lease rent in previous periods to depreciation cost for the right-to-use asset, and finance cost for interest accrued on lease liability.

r) Revenue recognition

Revenue is measured at the fair value of the consideration received or receivable. This inter alia involves discounting of the consideration due to the present value if payment extends beyond normal credit terms.

Revenue is recognised when recovery of the consideration is probable and the amount of revenue can be measured reliably.

i) *Rental income from investment properties*

Rental income from property leased under operating lease is recognised in the profit and loss on a straight-line basis over the term of the lease. Lease incentives granted are recognised as an integral part of the total rental income. The lease term is the non-cancellable period together with any further term for which the tenant has the option to continue the lease, where, at the inception of the lease, the Embassy Office Parks Group is reasonably certain that the tenant will exercise that option. Contingent rents are recognised as revenue in the period in which they are earned.

ii) *Income from finance lease*

The recognition of finance income is based on a pattern reflecting a constant periodic rate of return on the lessor's net investment in the finance lease.

iii) *Revenue from Room Rentals*

Revenue from room rentals are based on the occupancy charged on the basis of room rates which are contracted (exclusive of applicable taxes).

iv) *Revenue from contract with customers*

a) Revenue from maintenance services is recognised as and when the services are rendered based on the terms of the contracts with the lessees.

b) *Revenue from Food, beverages and banquets*

Revenue from food and beverages are recorded as and when food is served. Revenue generated from the banquet services offered are charged on the basis of cover charges per person which is billed (exclusive of applicable taxes) based on guaranteed covers if actual cover is less than contracted.

c) *Other operating income*

Other operating income, including service charges on rooms and Food & Beverage (F&B) revenues and other hospitality-related operating income is recognised when the services are rendered and the same become chargeable. Revenue from other services is recognised on accrual basis as per the terms of the agreement.

v) **Recognition of dividend and interest income**

Dividend income is recognised in profit and loss on the date on which the Embassy Office Parks Group's right to receive payment is established

Interest income is recognised using the effective interest method. The 'effective interest rate' is the rate that exactly discounts estimated future cash receipts through the expected life of the financial instrument to the gross carrying amount of the financial asset

In calculating interest income, the effective interest rate is applied to the gross carrying amount of the asset (when the asset is not credit-impaired). However, for financial assets that have become credit-impaired subsequent to initial recognition, interest income is calculated by applying the effective interest rate to the amortised cost of the financial asset. If the asset is no longer credit-impaired, then the calculation of interest income reverts to the gross basis.

s) **Employee benefits**

Defined contribution plan

A defined contribution plan is a post-employment benefit plan under which an entity pays fixed contributions into a separate entity and will have no legal or constructive obligation to pay further amounts. The Embassy Office Parks Group makes specified monthly contributions towards government administered provident fund scheme. Obligations for contributions to defined contribution plans are recognised as an employee benefit expense in profit and loss in the periods during which the related services are rendered by employees. Prepaid contributions are recognised as an asset to the extent that a cash refund or a reduction in future payments is available.

Gratuity

A defined benefit plan is a post-employment benefit plan other than a defined contribution plan. The Embassy Office Parks Group's net obligation in respect of defined benefit plans is calculated separately for each plan by estimating the amount of future benefit that employees have earned in the current and prior periods, discounting that amount and deducting the fair value of any plan assets.

The calculation of defined benefit obligation is performed annually by a qualified actuary using the projected unit credit method. When the calculation results in a potential asset for the Embassy Office Parks Group, the recognised asset is limited to the present value of economic benefits available in the form of any future refunds from the plan or reductions in future contributions to the plan ('the asset ceiling'). In order to calculate the present value of economic benefits, consideration is given to any minimum funding requirements.

Remeasurements of the net defined benefit liability, which comprise actuarial gains and losses, the return on plan assets (excluding interest) and the effect of the asset ceiling (if any, excluding interest), are recognised in OCI. The Embassy Office Parks Group determines the net interest expense (income) on the net defined benefit liability (asset) for the period by applying the discount rate used to measure the defined benefit obligation at the beginning of the annual period to the then-net defined benefit liability (asset), taking into account any changes in the net defined benefit liability (asset) during the period as a result of contributions and benefit payments. Net interest expense and other expenses related to defined benefit plans are recognised in profit or loss.

When the benefits of a plan are changed or when a plan is curtailed, the resulting change in benefit that relates to past service ('past service cost' or 'past service gain') or the gain or loss on curtailment is recognised immediately in profit or loss. The Embassy Office Parks Group recognises gains and losses on the settlement of a defined benefit plan when the settlement occurs.

Compensated absences

Short-term employee benefit obligations are measured on an undiscounted basis and are expensed as the related service is provided. A liability is recognised for the amount expected to be paid, if the Embassy Office Parks Group has a present legal or constructive obligation to pay this amount as a result of past service provided by the employee, and the amount of obligation can be estimated reliably.

t) **Borrowing costs**

Borrowing costs are interest and other costs (including exchange differences relating to foreign currency borrowings to the extent that they are regarded as an adjustment to interest costs) incurred in connection with the borrowing of funds. Borrowing costs directly attributable to acquisition or construction of an asset which necessarily take a substantial period of time to get ready for their intended use are capitalised as part of the cost of that asset. Other borrowing costs are recognised as an expense in the period in which they are incurred.

Interest expense is recognised using the effective interest method. The 'effective interest rate' is the rate that exactly discounts estimated future cash payments through the expected life of the financial instrument to the amortised cost of the financial liability. In calculating interest expense, the effective interest rate is applied to the amortised cost of the liability.

u) **Taxation**

Income tax comprises current and deferred tax. Income tax expense is recognised in the Consolidated Statement of Profit and Loss except to the extent it relates to items directly recognised in equity or in other comprehensive income.

(i) Current tax:

Current tax comprises the expected tax payable or receivable on the taxable income or loss for the year and any adjustment to the tax payable or receivable in respect of previous years. The amount of current tax reflects the best estimate of the tax amount expected to be paid or received after considering the uncertainty, if any, related to income taxes. It is measured using tax rates (and tax laws) enacted or substantively enacted by the reporting date.

Current tax assets and liabilities are offset only if there is a legally enforceable right to set off the recognised amounts, and it is intended to realise the asset and settle the liability on a net basis or simultaneously.

Minimum Alternative Tax ('MAT') under the provisions of the Income Tax, 1961 is recognised as current tax in the Consolidated Statement of Profit and Loss. The credit available under the Act in respect of MAT paid is recognised as an asset only when and to the extent there is convincing evidence that the Embassy Office Parks Group will pay normal income tax during the period for which MAT credit can be carried forward for set-off against normal tax liability. MAT credit recognised as an asset is reviewed at each balance sheet date and written down to the extent the aforesaid convincing evidence no longer exists.

(ii) Deferred tax:

Deferred tax is recognised in respect of temporary differences between the carrying amounts of assets and liabilities for financial reporting purposes and the corresponding amounts used for taxation purposes. Deferred tax is also recognised in respect of carried forward tax losses and tax credits. Deferred tax is not recognised for:

- Temporary differences arising on the initial recognition of assets and liabilities in a transaction that is not a business combination and that affects neither accounting nor taxable profit or loss at the time of the transaction;
- Temporary differences related to investments in subsidiaries, associates, and joint arrangements to the extent that the Embassy Office Parks Group is able to control the timing of the reversal of the temporary differences and it is probable that they will not reverse in the foreseeable future; and
- Taxable temporary differences arising on initial recognition of goodwill.

Deferred income tax asset are recognised to the extent that it is probable that future taxable profits will be available against which they can be used. The existence of unused tax losses is strong evidence that future taxable profit may not be available. Therefore, in case of a history of recent losses, the Embassy Office Parks Group recognises a deferred tax asset only to the extent that it has sufficient taxable temporary differences or there is convincing other evidence that sufficient taxable profit will be available against which such deferred tax asset can be realised.

Deferred tax assets – unrecognised or recognised, are reviewed at each reporting date and are recognised/reduced to the extent that it is probable/no longer probable respectively that the related tax benefit will be realised.

Deferred tax is measured at the tax rates that are expected to apply to the period when the asset is realised or the liability is settled, based on the laws that have been enacted or substantively enacted at the reporting date.

The measurement of deferred tax reflects the tax consequences that would follow from the manner in which the Embassy Office Parks Group expects, at the reporting date, to recover or settle the carrying amount of its assets and liabilities.

Deferred tax assets and liabilities are offset if there is a legally enforceable right to offset current tax assets and liabilities, and they relate to income taxes levied by the same tax authority on the same taxable entity, or on different tax entities, but they intend to settle current tax liabilities and assets on a net basis or their tax assets and liabilities will be realised simultaneously.

Tax impact of timing difference which arise during the tax holiday period are recognised only to the extent of those differences which are reversed after the tax holiday period.

v) Provisions and contingencies

The Embassy Office Parks Group recognises a provision when there is a present obligation (legal or constructive) as a result of a past obligating event that probably requires an outflow of resources and a reliable estimate can be made of the amount of the obligation. A disclosure for a contingent liability is made when there is a possible obligation or a present obligation that may, but probably will not, require an outflow of resources. Where there is a possible obligation or a present obligation that the likelihood of outflow of resources is remote, no provision or disclosure is made.

Provisions for onerous contracts, i.e. contracts where the expected unavoidable costs of meeting the obligations under the contract exceed the economic benefits expected to be received under it, are recognised when it is probable that an outflow of resources embodying economic benefits will be required to settle a present obligation as a result of an obligating event, based on a reliable estimate of such obligation.

If the effect of the time value of money is material, provisions are discounted.

w) Operating segments

An operating segment is a component of the Embassy Office Parks Group that engages in business activities from which it may earn revenues and incur expenses. All operating segments' operating results are reviewed regularly by a representative of the Embassy Office Parks Group, the Embassy Office Parks Group's Chief Operating Decision Maker ('CODM'), to make decisions about resources to be allocated to the segment and assess its performance, and for which discrete financial information is available.

Net Operating Income ('NOI') is the key metric reported to the CODM for the purposes of assessment of the segment results. The same is defined as follows:

- Commercial Offices segment:

NOI for commercial offices is defined as Revenue from operations (which includes (i) facility rentals, (ii) maintenance services income, (iii) income from finance lease, and (iv) other operating income for Commercial Offices) less Direct operating expenses (which includes (i) Operating and maintenance expenses including common area maintenance expenses (ii) property taxes, (iii) rent, and (iv) insurance).

- Hospitality segment:

NOI for hospitality segment is defined as Revenue from operations (which includes (i) room rentals, (ii) sale of food and beverages, (iii) other operating income for hospitality less Direct operating expenses (which includes (i) cost of materials consumed, (ii) employee benefits expenses, (iii) Operating and maintenance expenses excluding property management fees, and (iv) Other expenses).

- Other segment:

NOI for other segments is defined as Revenue from operations (which includes income from generation of renewable energy) less Direct operating expenses (which includes (i) Operating and maintenance and (ii) Other expenses).

Certain income (such as interest, dividend and other income) and certain expenses (such as Other expenses excluding Direct operating expenses, depreciation, amortization, impairment and finance cost) are not specifically allocable to segments and accordingly these expenses are adjusted against the total income of the Embassy Office Parks Group.

x) Errors and estimates

The Embassy Office Parks Group revises its accounting policies if the change is required due to a change in Ind AS or if the change will provide more relevant and reliable information to the users of the condensed consolidated financial statements. Changes in accounting policies are applied retrospectively

A change in an accounting estimate that results in changes in the carrying amounts of recognised assets or liabilities or to profit or loss is applied prospectively in the period(s) of change. Discovery of errors results in revisions retrospectively by restating the comparative amounts of assets, liabilities and equity of the earliest prior period in which the error is discovered. The opening balances of the earliest period presented are also restated.

y) Cash and cash equivalents

Cash and cash equivalents in the Consolidated Balance Sheet comprises of cash at banks and on hand, deposits held at call with bank or financial institutions, other short-term, highly liquid investments with original maturities of three months or less that are readily convertible to known amounts of cash and which are subject to an insignificant risk of changes in value

For the purpose of the consolidated statement of cash flows, cash and cash equivalents consists of cash and cash equivalents as defined above, net of outstanding bank/book overdrafts (if any) as they are considered an integral part of the Group's cash management "

z) Distribution Policy:

Under the provisions of the REIT Regulations, Embassy Office Parks REIT is required to distribute to the Unitholders not less than ninety percent of the net distributable cash flows ('NDCF') of Embassy Office Parks REIT and the current policy of the Manager is to comply with such requirement. The NDCF is calculated in accordance with the REIT Regulations and in the manner provided in the NDCF framework defined by the Manager.

In terms of the REIT Regulations and NDCF framework which prescribes for the minimum amount of NDCF to be distributed to Embassy Office Parks REIT:

- not less than 90% of the NDCF of the SPVs are required to be distributed to the Embassy Office Parks REIT, in proportion to its shareholding in the SPV, subject to applicable provisions of the Companies Act, 2013.
- 100% of the cash flows received by the Holding Company from the underlying SPVs are required to be distributed to the Embassy Office Parks REIT, and not less than 90% of the NDCF generated by the Holding Company on its own shall be distributed to the Embassy Office Parks REIT, subject to applicable provisions of the Companies Act, 2013.
- The aforesaid net distributable cash flows are made available to Embassy Office Parks REIT in the form of (i) interest paid on Shareholder Debt provided by Embassy Office Parks REIT to the SPV's/Holding Company, (ii) Principal repayment of Shareholder Debt, (iii) dividend declared by the SPVs/Holding Company and received by Embassy Office Parks REIT and (iv) Proceeds from sale of any Embassy REIT assets

Since Embassy Office Parks REIT has committed to quarterly distributions, any shortfall as regards minimum quarterly distribution by the SPVs and Holding Company to Embassy Office Parks REIT, post interest paid on Shareholder Debt and Principal repayment of Shareholder Debt, would be done by declaring dividend, to the extent permitted under the Companies Act, 2013. Repayment of short-term construction debt given to SPVs are not considered for the purpose of distributions

aa) Cash distribution to Unit holders

The Group recognises a liability to make cash distributions to Unitholders when the distribution is authorised and a legal obligation has been created. As per the REIT Regulations, a distribution is authorised when it is approved by the Board of Directors of the Manager. A corresponding amount is recognised directly in equity.

ab) Consolidated Statement of Cash flows

Consolidated Cash flows are reported using the indirect method, whereby net profit before tax is adjusted for the effects of transactions of a non-cash nature and any deferrals or accruals of past or future cash receipts or payments. The cash flows from operating, investing and financing activities of the Embassy Office Parks Group are segregated.

For the purpose of the Consolidated Statement of Cash Flow, cash and cash equivalents consist of cash and short-term deposits, as defined above, net of outstanding bank overdrafts as they are considered an integral part of the Embassy Office Parks Group's cash management.

ac) Earnings per unit

The basic earnings per unit is computed by dividing the net profit/ (loss) attributable to the Unitholders of the Trust by the weighted average number of units outstanding during the reporting period. The number of units used in computing diluted earnings/ (loss) per unit comprises the weighted average units considered for deriving basic earnings/ (loss) per unit and also the weighted average number of units which could have been issued on the conversion of all dilutive potential units.

Dilutive potential units are deemed converted as of the beginning of the reporting date, unless they have been issued at a later date. In computing diluted earnings per unit, only potential equity units that are dilutive and which either reduces earnings per share or increase loss per units are included.

ad) Earnings before finance costs, depreciation, amortisation and income tax

The Embassy Office Parks Group has elected to present earnings before finance cost, depreciation, amortisation and income tax as a separate line item on the face of the Consolidated Statement of Profit and Loss. The Embassy Office Parks Group measures earnings before finance cost, depreciation, amortisation and income tax excluding share of profit of equity accounted investees on the basis of profit/ (loss) from continuing operations. In its measurement, the Embassy Office Parks Group does not include depreciation and amortisation expense, finance costs, share of profit of equity accounted investees and tax expense.

3 Property, plant and equipment

Reconciliation of carrying amounts for the nine months ended 31 December 2019

Particulars	Land-freehold (refer note ii)	Buildings	Plant and machinery	Furniture and fixtures	Electrical equipment	Office equipment	Computers	Operating supplies	Vehicles	Total
Gross block (cost or deemed cost)										
At 1 April 2018	-	-	-	-	-	-	-	-	-	-
Additions due to business combination*	6,087.66	7,057.90	7,137.51	485.32	448.83	17.26	11.51	11.62	37.89	21,295.50
Deletion	-	-	-	-	-	-	-	-	-	-
At 31 March 2019	6,087.66	7,057.90	7,137.51	485.32	448.83	17.26	11.51	11.62	37.89	21,295.50
At 1 April 2019	6,087.66	7,057.90	7,137.51	485.32	448.83	17.26	11.51	11.62	37.89	21,295.50
Additions for the period	317.85	1.63	2.89	0.72	0.06	0.94	5.93	-	2.54	332.56
Deletion	-	-	-	(0.06)	-	-	-	(0.84)	-	(0.90)
At 31 December 2019	6,405.51	7,059.53	7,140.40	485.98	448.89	18.20	17.44	10.78	40.43	21,627.16
Accumulated depreciation										
At 1 April 2018	-	-	-	-	-	-	-	-	-	-
Charge for the year	-	-	-	-	-	-	-	-	-	-
At 31 March 2019	-	-	-	-	-	-	-	-	-	-
At 1 April 2019	-	-	-	-	-	-	-	-	-	-
Charge for the period	-	97.46	303.04	61.90	43.06	10.51	8.02	8.16	3.64	535.79
At 31 December 2019	-	97.46	303.04	61.90	43.06	10.51	8.02	8.16	3.64	535.79
Carrying amount (net)										
As at 31 March 2019	6,087.66	7,057.90	7,137.51	485.32	448.83	17.26	11.51	11.62	37.89	21,295.50
As at 31 December 2019	6,405.51	6,962.07	6,837.36	424.08	405.83	7.69	9.42	2.62	36.79	21,091.37

*Above assets have been acquired as part of business combination. Refer note 2.1 Basis for consolidation and note 50

- i) Post acquisition of the SPV's, the Embassy Office Parks Group has revisited the useful life of the property, plant and equipment and aligned the same across the Embassy Office Parks Group. The Embassy Office Parks Group has also aligned its method of depreciation to straight-line method across its SPV's.
- ii) The solar plant has been constructed on 465.77 acres of land, the title for 254.47 acres is registered in name of EEPL and balance 211.30 acres is in process of registration. The aggregate value for balance portion of land (211.30 acres) is Rs 134.55 million and will be capitalised upon registration.

4 Capital work-in-progress

Particulars	As at	As at	As at
	31 December 2019	31 March 2019	1 April 2018
MPPL-Hilton Hotel (Front Parcel)	2,024.49	1,220.52	-
	2,024.49	1,220.52	-

5 Investment property

Reconciliation of carrying amounts for the nine months ended 31 December 2019

Particulars	Land-freehold	Land-leasehold (Refer notes)	Buildings	Plant and machinery	Furniture and fixtures	Electrical equipment	Office equipment	Vehicle	Computer	Total
Gross block (cost or deemed cost)										
At 1 April 2018	-	-	-	-	-	-	-	-	-	-
Additions due to business combination*	63,847.70	38,361.49	75,824.71	8,224.86	1,315.90	1,922.06	44.33	5.23	2.69	189,548.97
Disposals	-	-	-	-	-	-	-	-	-	-
At 31 March 2019	63,847.70	38,361.49	75,824.71	8,224.86	1,315.90	1,922.06	44.33	5.23	2.69	189,548.97
At 1 April 2019	63,847.70	38,361.49	75,824.71	8,224.86	1,315.90	1,922.06	44.33	5.23	2.69	189,548.97
Additions	1,050.86	312.10	409.64	17.78	50.20	29.87	0.41	-	0.47	1,871.33
Disposals	-	-	-	(39.66)	(5.65)	-	(3.01)	-	(0.42)	(48.74)
Adjustments (refer note i and vi)	10,284.81	(10,446.41)	-	161.60	-	-	-	-	-	-
At 31 December 2019	75,183.37	28,227.18	76,234.35	8,364.58	1,360.45	1,951.93	41.73	5.23	2.74	191,371.56
Accumulated depreciation										
At 1 April 2018	-	-	-	-	-	-	-	-	-	-
Charge for the year	-	-	-	-	-	-	-	-	-	-
Disposals	-	-	-	-	-	-	-	-	-	-
At 31 March 2019	-	-	-	-	-	-	-	-	-	-
Charge for the period	-	385.39	1,607.54	722.45	273.94	342.14	26.31	3.41	1.10	3,362.28
At 31 December 2019	-	385.39	1,607.54	722.45	273.94	342.14	26.31	3.41	1.10	3,362.28
Carrying amount (net)										
As at 31 March 2019	63,847.70	38,361.49	75,824.71	8,224.86	1,315.90	1,922.06	44.33	5.23	2.69	189,548.97
As at 31 December 2019	75,183.37	27,841.79	74,626.81	7,642.13	1,086.51	1,609.79	15.42	1.82	1.64	188,009.28

*Above assets have been acquired as part of business combination. Refer note 2 i Basis for consolidation and note 50

- i MPPL - The Embassy Manyata SPV had entered into land lease agreement with Karnataka Industrial Area Development Board (KIADB) for a period of 10 years from the lease date. As per the lease agreement KIADB could sell the land to MPPL at any time during the tenure of the lease or on expiry of the lease period for an additional consideration, if any which had to be decided at the time of entering into sale agreement. Considering that the title to the said land was to be transferred to MPPL under the agreement, it had classified the land as a finance lease and no depreciation was charged on the same. During the year ended 31 March 2019, the said land has been converted into freehold land by executing a sale agreement. Further, during the nine months ended 31 December 2019, cost of freehold of Rs. 161.60 million has been transferred to Karnataka Power Transmission Corporation Limited (KPTCL) along with the 220 KVA substation constructed at Embassy Manyata. Since these are enabling assets to the overall Park, the cost of land has been transferred to plant and machinery and being depreciated over the useful life of the substation.
- ii EOPPL - The leasehold land for Embassy Techzone is taken from Maharashtra Industrial Development Corporation (MIDC) on a lease for a period of 95 years. The lease expires in July 2100.
- iii OBPPL - The leasehold land for Embassy Oxygen is taken from New Okhla Industrial Development Authority (NOIDA) on lease for a lease period of 90 years. The lease expires in September 2097.
- iv ETPL - The leasehold land for First International Financial Centre is taken from Mumbai Mahanagar Regional Development Authority (MMRDA) on a lease for a period of 80 years. The lease expires in June 2088.
- v GSPL - The leasehold land for Embassy Galaxy is taken from NOIDA on a lease for a period of 90 years. The lease expires in June 2095.
- vi IENMPL - The leasehold land for Express Towers is taken from the Government of Maharashtra on a lease of 99 years (from 1963-64). The lease expires in August 2063. However, pursuant to recent Maharashtra State notification in March 2019, IENMPL made an application to the office of the Collector, Mumbai City, seeking conversion of the land on which the building known as "Express Towers" stands, from occupancy class II land that is leasehold land into occupancy class I land, that is, freehold land, by a letter dated April 1, 2019. Pursuant to various orders passed by the office of the Collector, IENMPL has made an aggregate payment of Rs 909.46 million towards regularization and conversion of the land. Subsequently, the Collector, Mumbai pursuant to its order dated August 23, 2019, after regularising the usage of the said Property, approved the conversion of such land from occupancy class II and leasehold land into occupancy class I land that is freehold land, under the Maharashtra Land Revenue (Conversion of Occupancy Class II and Leasehold Lands into Occupancy Class I Lands) Rules, 2019. Out of the aforementioned Rs 909.46 million, a sum of Rs 756.41 million has been capitalized as a part of land and the balance has been capitalized towards building. During the period 31 December 2019, an amount of Rs. 10,446.41 million has been reclassified from leasehold to freehold land.
- vii QBPL - The leasehold land for Embassy Quadron is taken from MIDC for a lease term of 95 years. As per the lease agreement the Company can renew the lease for a further period of 95 years. Further, the SPV entered into Business Transfer Agreement (BTA) with Embassy One Developer Pvt Ltd on 11 March 2019, through Business Transfer Agreement. QBPL has purchased assets and liabilities for Hotel Business and Commercial Business from Embassy One Developer Pvt Ltd. Refer note no 49.
- viii Post acquisition of the SPV's, the Embassy Office Parks Group has revisited the useful life of the investment properties and aligned the same across the Embassy Office Parks Group. The Embassy Office Parks Group has also aligned its method of depreciation to straight-line method across its SPV's.
- ix Investment property comprises of commercial buildings and other assets forming part of the buildings, that is leased to third parties. The license agreement entered into with tenants may or may not contain an initial non-cancellable period. Subsequent renewals of these license agreements are negotiated with the tenants and historically the average renewal period ranges between three and five years.
- x The investment property have been leased out to lessees / held for lease on operating lease basis.
- xi The plant and machinery and furniture and fixtures are physically attached to the buildings and form an integral part thereof, hence they are considered as investment property.
- xii Additions to investment property and investment property under development include borrowing cost at a capitalisation rate which is the SPV specific * Weighted Average Borrowing Cost* (WABC).

6 Goodwill (refer note 2.1 b, note 49 and note 50)
As at 31 December 2019 and 31 March 2019

SPV	Consideration Transferred	Fair value of net assets	Goodwill
MPPL	48,790.52	37,774.36	11,016.16
EOPPL	62,768.25	50,854.97	11,913.28
EEPL	732.79	464.95	267.84
UPPL	2,841.67	2,151.80	689.87
ETPL	12,138.78	9,239.55	2,899.23
GSPL	4,662.50	2,700.39	1,962.11
IENMPL	13,210.97	7,139.40	6,071.57
OBPPL	12,308.89	5,779.40	6,529.49
QBPPL	5,595.08	3,998.26	1,596.82
QBPL	13,689.26	9,201.53	4,487.73
VCPPPL	10,710.94	6,445.82	4,265.12
Total	187,449.65	135,750.43	51,699.22

7 Intangible assets

Reconciliation of carrying amounts for the nine months ended 31 December 2019

Particulars	Power Purchase Agreement*	Right to use trade mark	Computer software	Total
Gross Block				
At 1 April 2018	-	-	-	-
Additions due to business combination *	3,348.00	1,647.91	22.87	5,018.78
At 31 March 2019	3,348.00	1,647.91	22.87	5,018.78
At 1 April 2019	3,348.00	1,647.91	22.87	5,018.78
Addition during the period	-	-	7.39	7.39
At 31 December 2019	3,348.00	1,647.91	30.26	5,026.17
Accumulated amortisation				
At 1 April 2019	-	-	-	-
Amortisation for the period	109.17	-	10.80	119.97
At 31 December 2019	109.17	-	10.80	119.97
Carrying amount (net)				
As at 31 March 2019	3,348.00	1,647.91	22.87	5,018.78
As at 31 December 2019	3,238.83	1,647.91	19.46	4,906.20

* refer note 50

8 Investment property under development (IPUD)

IPUD mainly comprises upcoming buildings in various properties. The details are as follows:

SPV	Nature	As at	As at	As at
		31 December 2019	31 March 2019	1 April 2018
Base build				
MPPL	Front Parcel NXT block	2,876.67	1,680.97	-
MPPL	Other blocks	530.02	-	-
OBPL	Tower 2	2,047.88	1,099.28	-
EOPPL	Hudson block	76.37	42.56	-
EOPPL	Ganges block	27.50	16.45	-
Infrastructure Upgrades				
MPPL	Flyover	627.37	71.53	-
MPPL	Master plan upgrade	729.07	593.14	-
EOPPL	Master plan upgrade	244.42	101.39	-
VCPPPL	Façade work	250.39	175.92	-
Others	Others	52.70	16.01	-
		7,462.39	3,797.25	-

9 Equity accounted investee

Particulars	As at	As at	As at
	31 December 2019	31 March 2019	1 April 2018
Investment in joint venture			
Golflinks Software Park Private Limited	24,194.26	23,574.23	-
	24,194.26	23,574.23	-
Goodwill on acquisition included as a part of carrying cost	10,449.36	10,449.36	-
	As at	As at	As at
	31 December 2019	31 March 2019	1 April 2018
Percentage ownership interest	50%	50%	-
Fair value of net assets on Purchase Price Allocation	27,198.73	26,247.74	-
Embassy Office Parks Group's share of net assets (50%)	13,599.37	13,123.87	-
Carrying amount of interest (including goodwill)	24,194.26	23,574.23	-

10 Non-current investments

Particulars	As at 31 December 2019	As at 31 March 2019	As at 1 April 2018
Trade, unquoted, at amortised cost			
Investment in preference shares			
Manyata Projects Private Limited *	-	156.98	-
15,698,440 (31 March 2019: 15,698,440) 0.01% optionally convertible redeemable preference shares of Rs 10 each, fully paid-up			
Less: Impairment	-	(156.98)	-
Non-trade investments measured at fair value through profit and loss			
Unquoted			
Investment in mutual funds **			
SBI Magnum Instacash Fund-Growth Option	-	313.96	-
IDFC Cash Fund - Growth Direct Plan	-	175.33	-
	-	489.29	-
* During the period ended 31 December 2019, these investments have been written off			
** These mutual fund balances are held as lien towards Debt Service Reserve requirement for loan taken			
Investments measured at amortised cost	-	-	-
Investments measured at fair value through profit or loss	-	489.29	-
Aggregate amount of impairment recognised	-	156.98	-

11 Current investments

Particulars	As at 31 December 2019	As at 31 March 2019	As at 1 April 2018
Trade, unquoted, at amortised cost			
Investment in debentures of joint venture (refer note 53) and (i) below	1,182.48	-	-
2,500 (31 March 2019: Nil) 8.5% debentures of Rs 1 million each [current portion]			
Non-trade investments measured at fair value through profit and loss			
Unquoted, Investment in mutual funds			
HDFC Liquid Fund - Growth Option	2,726.54	285.05	-
IDFC Cash Fund - Growth Option	2,722.57	-	-
ICICI Prudential Liquid Fund - Growth Option	2,399.99	285.61	-
Axis Liquid Fund - Growth Option	2,189.48	-	-
SBI Liquid Fund - Growth Option	1,383.09	-	-
Tata Liquid Fund - Growth Option	1,291.97	-	-
SBI Overnight Fund - Growth Option	999.63	-	-
Axis Liquid Fund - Overnight Fund Growth Option	179.00	-	-
ICICI Prudential Overnight Growth Fund	169.52	-	-
Aditya Birla Sunlife Liquid Fund - Growth Option	75.64	-	-
Franklin India Liquid Fund - Growth Option	0.34	-	-
ICICI Prudential Liquid Fund-Money Market Fund - Growth	23.29	-	-
SBI Magnum Instacash Fund - Growth Option	17.00	14.78	-
SBI Liquid Fund Regular - Growth Option	-	722.39	-
SBI Magnum Insta Cash Fund - Growth Option	-	147.75	-
ICICI Prudential Liquid Fund-Short Term Fund - Growth Option	8.05	-	-
Nippon India Liquid Fund - Growth Option	1.50	-	-
	15,370.09	1,455.58	-

- i) 2,500 (31 March 2019 : Nil) unlisted, unrated, secured redeemable, non-convertible debentures of Golfinks Software Parks Private Limited with face value of Rs.10,00,000 each. Outstanding as on 31 December 2019 Rs.1,182.48 millions (31 March 2019:Nil).

Interest Rate : 8.50% p.a. on monthly outstanding balance.

Security : The debentures are secured by first ranking exclusive security interest over Torrey Pines building.

Redemption : Debentures shall be redeemed in 16 monthly instalments (principal and interest) of Rs. 160.00 million each and 17th instalment of Rs. 98.99 million in accordance with redemption schedule. Early redemption of the debentures shall be permitted from internal accruals of the issuer or any other sources, at the option of the issuer and without any prepayment penalty.

Investment measured at amortised cost	1,182.48	-	-
Investment measured at fair value through profit and loss	14,187.61	1,455.58	-

Non-current financial assets

12 Loans

Particulars	As at 31 December 2019	As at 31 March 2019	As at 1 April 2018
<i>Unsecured, considered good</i>			
Security deposits			
- others	608.25	583.63	-
	608.25	583.63	-

13 Other financial assets

Particulars	As at 31 December 2019	As at 31 March 2019	As at 1 April 2018
<i>Unsecured, considered good</i>			
Fixed deposits with banks*	907.52	2,144.06	-
Unbilled revenue (refer note 53)	444.77	-	-
Interest accrued but not due			
- from fixed deposits	21.26	8.90	-
Receivable under finance lease	15.68	63.58	-
Other receivables	73.82	-	-
	1,463.05	2,216.54	-
* Includes fixed deposits held as lien against loan availed and margin money for bank guarantee	907.52	2,098.06	-

14 Non-current tax assets (net)

Particulars	As at 31 December 2019	As at 31 March 2019	As at 1 April 2018
Advance tax, net of provision for tax	1,636.62	1,418.90	-
	1,636.62	1,418.90	-

(this space is intentionally left blank)

15 Other non-current assets

Particulars	As at 31 December 2019	As at 31 March 2019	As at 1 April 2018
<i>Unsecured, considered good</i>			
Advance paid for co-development of property, including development rights on land (refer note 53)	13,406.04	8,774.00	-
Other capital advances			
- related party (refer note 53)	344.53	340.32	-
- others	984.53	1,073.62	-
Balances with government authorities	202.07	237.68	-
Paid under protest to government authorities (refer note 48)	674.46	674.51	-
Prepayments	78.01	90.56	-
	15,689.64	11,190.69	-

16 Inventories (valued at lower of cost and net realisable value)

Particulars	As at 31 December 2019	As at 31 March 2019	As at 1 April 2018
Stock of consumables	12.81	5.42	-
	12.81	5.42	-

17 Trade receivables

Particulars	As at 31 December 2019	As at 31 March 2019	As at 1 April 2018
<i>Unsecured</i>			
Considered good (refer note 53)*	285.35	335.86	-
Credit impaired	42.47	42.58	-
Less: Allowances for impairment losses	(42.47)	(42.58)	-
	285.35	335.86	-

*Includes trade receivables from related parties amounting to Rs. 16.98 million (31 March 2019: NIL) (Refer Note 53)

18 Loans

Particulars	As at 31 December 2019	As at 31 March 2019	As at 1 April 2018
<i>Unsecured, considered good</i>			
Security deposits			
- related party (refer note 53)	-	953.64	-
- others	1.25	2.32	-
	1.25	955.96	-

(this space is intentionally left blank)

19A Cash and cash equivalents

Particulars	As at	As at	As at
	31 December 2019	31 March 2019	1 April 2018
Cash on hand	1.24	0.48	-
Balances with banks			
- in current accounts*	1,532.17	3,449.14	-
- in escrow accounts			
- Balances with banks for unclaimed distributions	0.30	-	-
- Others**	11.17	45,580.11	-
- in deposit accounts with original maturity of less than three months	136.66	583.02	-
	1,681.54	49,612.75	-

* Balance in current accounts includes cheques on hand as at 31 December 2019 amounting to Rs 1,153.77 million (31 March 2019 - Rs Nil)

** Represents balance Nil (31 March 2019 - Rs. 42,818.03 million) from proceeds of initial public offer of REIT Units (Total proceeds Rs 47,499.96 million) As at 31 March 2019, this amount held in the Escrow account could be withdrawn for specific purposes

19B Other bank balances

Particulars	As at	As at	As at
	31 December 2019	31 March 2019	1 April 2018
Balances with banks			
- in fixed deposit accounts with original maturity greater than three months and maturity less than twelve months from the reporting date	762.96	1,455.99	-
	762.96	1,455.99	-
Deposit for availing letter of credit facilities	243.86	750.17	-
Deposit lien marked towards the performance guarantee of EEPL	1.00	1.00	-

20 Other financial assets

Particulars	As at	As at	As at
	31 December 2019	31 March 2019	1 April 2018
<i>Unsecured, considered good</i>			
Interest accrued but not due			
- on fixed deposits	26.29	21.63	-
- on statutory deposits	34.97	31.97	-
- on others	4.17	2.03	-
Unbilled revenue (refer note 53)	254.50	192.33	-
Unbilled maintenance charges	90.75	71.54	-
Receivable under finance lease	30.35	73.94	-
Other receivables			
- related parties (refer note 53)	240.68	225.22	-
- others	5.59	131.55	-
	687.30	750.21	-

21 Other current assets

Particulars	As at	As at	As at
	31 December 2019	31 March 2019	1 April 2018
<i>Unsecured, considered good</i>			
Advance for supply of goods and rendering of services			
- to related parties (refer note 53)	1.07	-	-
- to others	36.29	22.08	-
Balances with government authorities	132.87	212.65	-
Prepayments (refer note 53)	209.64	85.66	-
Other advances	13.02	2.11	-
	392.89	322.50	-

22 Unit Capital

A. Unit Capital	No in Million	Amount
As at 1 April 2018	-	-
Units issued during the year		
- pursuant to the initial public offer, issued, subscribed and fully paid-up in cash (refer note ii below)	158.33	47,499.96
- in exchange for equity interest in SPVs (refer note iii below)	613.34	183,999.64
Less: Issue expenses (refer note below)	-	(2,460.34)
Closing balance as at 31 March 2019	771.67	229,039.26
As at 1 April 2019	771.67	229,039.26
Add: Reversal of issue expenses no longer payable (refer note below)	-	81.70
Closing balance as at 31 December 2019	771.67	229,120.96

Note: Issue expenses pertaining to the Initial Public Offering (IPO) and listing of the Units on the National Stock Exchange and Bombay Stock Exchange have been reduced from the Unitholders capital as at 31 March 2019 in accordance with Ind AS 32 - Financial Instruments: Presentation. Further, during the nine months ended 31 December 2019, excess provision no longer payable, has been reversed amounting to Rs.81.70 million.

(a) Terms/rights attached to Units

- (i) The Trust has only one class of Units. Each Unit represents an undivided beneficial interest in the Trust. Each holder of Units is entitled to one vote per unit. The Unitholders have the right to receive at least 90% of the Net Distributable Cash Flows of the Trust at least once in every six months in each financial year in accordance with the REIT Regulations. The Board of Directors of the Investment Manager approves dividend distributions. The distribution will be in proportion to the number of Units held by the Unitholders. The Trust declares and pays dividends in Indian Rupees.

Under the provisions of the REIT Regulations, Embassy Office Parks REIT is required to distribute to Unitholders not less than 90% of the net distributable cash flows of Embassy Office Parks REIT for each financial year. Accordingly, a portion of the Unitholders' funds contains a contractual obligation of the Trust to pay to its Unitholders cash distributions. The Unitholders' funds could have been classified as compound financial instrument which contain both equity and liability components in accordance with Ind AS 32 - Financial Instruments: Presentation. However, in accordance with SEBI Circulars (No. CIR/IMD/DF/146/2016 dated 29 December 2016 and No. CIR/IMD/DF/141/2016 dated 26 December 2016) issued under the REIT Regulations, the Unitholders' funds have been classified as equity in order to comply with the mandatory requirements of Section H of Annexure A to the SEBI Circular dated 26 December 2016 dealing with the minimum disclosures for key financial statements. Consistent with Unitholders' funds being classified as equity, the distributions to Unitholders is presented in Statement of Changes in Unitholders' Equity and not as finance cost. In line with the above, the dividend payable to Unitholders is recognised as liability when the same is approved by the Investment Manager.

- (ii) Initial Public Offering of 158,333,200 Units for cash at price of Rs. 300 per Unit aggregating to Rs. 47,499.96 million.
- (iii) Embassy Office Parks REIT acquired the SPVs by acquiring all the equity interest held by the Embassy Sponsor, Blackstone Sponsor and Blackstone Sponsor Group and certain other shareholders. The acquisition of equity interest in the SPVs has been done by issue of 613,332,143 Units of Rs. 300 each as per the table below.

Name of the SPV	Number of Units allotted for acquiring all the equity interest held in the SPVs				
	Embassy Sponsor	Blackstone Sponsor	Blackstone Sponsor Group (excluding Blackstone Sponsor)	Other shareholders in the SPVs	Total
MPPL	2,924,450	93,610,755	-	66,099,872	162,635,077
UPPL	6,725,285	-	-	2,746,948	9,472,233
EEPL	1,221,322	-	-	1,221,322	2,442,644
IENMPL	-	-	32,536,562	-	32,536,562
VCPPPL	-	-	35,703,128	-	35,703,128
ETPL	-	-	39,446,986	1,015,611	40,462,597
EOPPL	104,613,745	-	104,613,746	-	209,227,491
QBPL	-	-	45,630,850	-	45,630,850
QBPPPL	-	-	18,650,260	-	18,650,260
OBPPL	-	-	41,029,647	-	41,029,647
GSPL	-	-	15,541,654	-	15,541,654
Total number of Units issued	115,484,802	93,610,755	333,152,833	71,083,753	613,332,143

(b) Unitholders holding more than 5 percent Units in the Trust

Name of the unit holder	As at 31 December 2019		As at 31 March 2019	
	No of Units	% holding	No of Units	% holding
Embassy Property Developments Pvt Ltd.	115,484,802	14.97%	115,484,802	14.97%
SG Indian Holding (Nq) Co I Pte Ltd.	104,094,966	13.49%	104,094,966	13.49%
BRE Mauritius Investments	93,610,755	12.13%	93,610,755	12.13%
Veeranna Reddy	65,472,582	8.48%	65,472,582	8.48%
BRE/Mauritius Investments II	45,630,850	5.91%	45,630,850	5.91%
India Alternate Property Limited	39,446,986	5.11%	39,446,986	5.11%

- (c) The Trust has not allotted any fully paid-up units by way of bonus shares nor has it bought back any class of units from the date of incorporation till the balance sheet date. Further the Trust has not issued any units for consideration other than cash from the date of incorporation till the balance sheet date, except as disclosed above.

23 Other Equity*

Particulars	As at 31 December 2019	As at 31 March 2019	As at 1 April 2018
<i>Reserves and Surplus</i>			
Retained earnings	(1,814.19)	(94.47)	-
	(1,814.19)	(94.47)	-

*Refer Consolidated Statement of Changes in Unitholders' Equity for detailed movement in other equity balances.

Retained earnings

The cumulative gain or loss arising from the operations which is retained by the Embassy Office Parks REIT is recognized and accumulated under the heading of retained earnings. At the end of the period, the profit/(loss) after tax is transferred from the Statement of Profit and Loss to the retained earnings account.

(this space is intentionally left blank)

24 Borrowings*

Particulars	As at	As at	As at
	31 December 2019	31 March 2019	1 April 2018
Secured			
Non-convertible debentures			
- Embassy REIT Series I NCD 2019 - Tranche I (refer note i)	31,609.81	-	-
- Embassy REIT Series I NCD 2019 - Tranche II (refer note i)	6,517.13	-	-
Terms loans			
- from banks (refer note iii)	9,046.56	41,269.59	-
- from financial institutions	-	16,850.86	-
- vehicle loans	33.53	42.02	-
Overdraft facility (Asset backed loan)	-	3,514.31	-
Deferred payment liability (refer note ii)	6,198.24	6,354.83	-
Obligation under finance lease	-	1.68	-
	53,405.27	68,033.29	-

* Balances as at 31 March 2019 includes certain loans/ borrowings secured by way of assignment/ charge/ hypothecation/ mortgage of certain project receivables, underlying land, building and movable property, plant and equipment and investment property for certain SPVs. These loans have been settled during the nine months ended 31 December 2019.

Notes:

- (i) In May 2019, the Trust issued 30,000 (31 March 2019: Nil) listed, AAA rated, secured, redeemable and non-convertible Embassy REIT Series I NCD 2019 (Tranche I), debentures having face value of Rs. 1 million each amounting to Rs. 30,000.00 million with an Internal Rate of Return (IRR) of 9.4% and will mature on 2 June 2022. In November 2019, the Trust further issued 6,500 such debentures (Tranche II) with an Internal Rate of Return (IRR) of 9.05% and with same terms and conditions as Tranche I. The Tranche I and Tranche II NCD described above were listed on the Bombay Stock Exchange on 15 May 2019 and 28 November 2019 respectively.

Security terms

The NCD's are secured against each of the following in favour of the Security Trustee (holding for the benefit of the Debenture Trustee and ranking pari passu inter se the Debenture Holders)

1. A sole and exclusive first ranking charge created by MPPL on (a) land measuring 112.475 acres at Bengaluru together with blocks and various commercial buildings, (b) 1.022 acres (Phase I) and 1.631 (Phase IV) acres of undivided right, title and interest in the commercial complex known as "Mfar Manyata Tech Park".
2. A sole and exclusive first ranking pledge created by the REIT and EOPPL over their total shareholding in the SPVs namely QBPPL, ETPL, VCPPL, GSPPL and MPPL together known as "secured SPVs".
3. A sole and exclusive first ranking charge by way of hypothecation created by the REIT over identified bank accounts and receivables.
4. A sole and exclusive first ranking charge by way of hypothecation created by each secured SPV over identified bank accounts and receivables of each secured SPV.
5. A negative pledge on all assets of each secured SPV except MPPL.

Redemption terms:

1. These debentures are redeemable by way of bullet payment on 2 June 2022.
2. Tranche I debentures have a redemption premium of 9.4% IRR compounded annually and Tranche II debentures have a redemption premium of 9.05% IRR compounded.
3. In case of downgrading of credit rating, the IRR shall increase by 0.25% - 1.25% over and above the applicable IRR calculated from the date of change of rating. In case of any subsequent upgrading of credit rating, the IRR shall restore/decrease by 0.25% - 1.00% over and above the applicable IRR calculated from the date of change of rating.
4. The issuer shall have the option of redeeming all or part of the debentures on a pro-rata basis at any time on a specified call option date (between May 2021 to May 2022) by delivering a Call Option Notice to the debenture holders prior to the relevant call option date, subject to certain agreed minimum aggregate nominal value of debentures being redeemed.

- (ii) **Deferred payment liability**

EEPL SPV has entered into a deferred payment agreement with IL&FS Solar Power Limited for Rs. 6,853.90 millions (as at 31 December 2019: Rs. 7,209.92), for the purpose of financing the construction and development of a solar photovoltaic electricity generation facility with a minimum capacity of 100 MW AC. The liability is repayable in 180 months equal instalments starting from April 2018 and to be settled by Feb 2033. The loan carries interest at an IRR of 12.72% with a fixed EMI.

- (iii) (a) **HSBC Limited [balance as at 31 December 2019: Rs 3,329.87 million (31 March 2019: Rs Nil)]**

First ranking mortgage of undivided share of land and building thereon (L1) situated at Embassy Manyata, Bengaluru
First charge over the entire lease rental receivables from tenant pertaining to building (L1) situated at Embassy Manyata, Bengaluru
Reserve account to be maintained equal to three months repayment obligations with the lender

Repayment and interest terms	Rs in millions
	As at 31 December 2019
Repayable in 36 monthly instalments. The loan carries interest of MCLR + 0.35%	3,329.87

- (b) **State Bank of India [balance as at 31 December 2019: Rs 4,403 million (31 March 2019: Rs Nil)]**

First ranking exclusive mortgage of undivided share of land admeasuring 8.26 acres (Front Parcel) situated at Embassy Manyata, Bengaluru
First charge over entire cash flows, receivable, book debts, and revenues from the projects to be constructed at the land admeasuring 8.26 acres (Front Parcel) situated at Embassy Manyata, Bengaluru.
First charge on the Trust and Retention Account and other accounts established and maintained pursuant to Trust and Retention Account Agreement.

Repayment and interest terms	Rs in millions
	As at 31 December 2019
Repayable by way of single bullet repayment in 18 months from date of commercial operations but not later than September 30, 2023. The loan carries interest of MCLR + 1.25%	4,403.00

- (c) **State Bank of India balance as at 31 December 2019: Rs 1,371.48 million (31 March 2019: Rs Nil)**

First charge over the entire cash flows of Tower III and Assignment of lease rentals of entire Tower III of Phase II situated at Embassy Oxygen, Noida, Uttar Pradesh
Extension of equitable mortgage over land and commercial building admeasuring 100,498 sq mtrs located at Embassy Oxygen, Noida, Uttar Pradesh
Reserve account to be maintained equal to three months repayment obligations with the lender

Repayment and interest terms	Rs in millions
	As at 31 December 2019
Repayable in 144 monthly instalments. The loan carries interest of MCLR + 0.40%	1,371.48

25 Other financial liabilities

Particulars	As at	As at	As at
	31 December 2019	31 March 2019	1 April 2018
Lease deposits (refer note 53)	2,892.76	2,734.68	-
Deposit from customers	83.09	-	-
Lease liability (refer note 54)	311.48	-	-
Payable for purchase of fixed assets	82.88	46.36	-
	3,370.21	2,781.04	-

26 Deferred tax liabilities (net)

Particulars	As at	As at	As at
	31 December 2019	31 March 2019	1 April 2018
Deferred tax liabilities (net)	40,763.69	41,424.39	-
	40,763.69	41,424.39	-

27 Provisions

Particulars	As at	As at	As at
	31 December 2019	31 March 2019	1 April 2018
Provision for employee benefits			
- gratuity	4.57	3.01	-
- compensated absences	2.06	2.07	-
	6.63	5.08	-

28 Other non-current liabilities

Particulars	As at	As at	As at
	31 December 2019	31 March 2019	1 April 2018
Deferred lease rental	541.99	611.63	-
Advances from customers	20.09	30.51	-
	562.08	642.14	-

29 Borrowings*

Particulars	As at	As at	As at
	31 December 2019	31 March 2019	1 April 2018
<i>Secured:</i>			
Loans repayable on demand			
- construction loan from financial institution	-	2,344.63	-
Other short-term borrowings			
- lease rental discounting loan from bank	-	826.46	-
	-	3,171.09	-

* Balances as at 31 March 2019 includes certain loans/ borrowings secured by way of assignment/ charge/ hypothecation/ mortgage of certain project receivables, underlying land, building and movable property, plant and equipment and investment property for certain SPVs. These loans have been settled during the nine months ended 31 December 2019.

30 Trade payables

Particulars	As at	As at	As at
	31 December 2019	31 March 2019	1 April 2018
Trade payable			
- total outstanding dues other than micro and small enterprises	93.28	408.16	-
- to related parties (refer note 53)	47.95	13.71	-
	141.23	421.87	-

31 Other financial liabilities

Particulars	As at	As at	As at
	31 December 2019	31 March 2019	1 April 2018
Current maturities of long-term debt			
- from banks	2,135.60	5,335.61	-
- from financial institutions	-	1,930.45	-
- deferred payment liability	1,011.68	640.10	-
Security deposits			
- related party (refer note 53)	185.00	185.00	-
Lease deposits	6,036.27	5,934.32	-
Book overdraft	677.01	-	-
Capital creditors for purchase of fixed assets			
- to related party (refer note 53)	9.66	50.94	-
- to others	555.71	451.15	-
- Lease liability (refer note 54)	20.35	-	-
Deposits from customers	-	83.10	-
Unclaimed dividend for 2019-20	0.30	-	-
Other liabilities			
- to related party (refer note 53)	208.89	186.87	-
- to others	734.97	5,981.13	-
	11,575.44	20,778.67	-

32 Provisions

Particulars	As at	As at	As at
	31 December 2019	31 March 2019	1 April 2018
Provision for employee benefits			
- gratuity	-	1.73	-
- compensated absences	-	1.28	-
	-	3.01	-

33 Other current liabilities

Particulars	As at	As at	As at
	31 December 2019	31 March 2019	1 April 2018
Unearned income	5.71	43.68	-
Advances received from customers (refer note 53)	296.94	183.63	-
Statutory dues	235.84	212.86	-
Deferred lease rentals	302.68	268.68	-
	841.17	708.84	-

34 Current tax liabilities (net)

Particulars	As at	As at	As at
	31 December 2019	31 March 2019	1 April 2018
Provision for income-tax, net of advance tax	6.47	33.58	-
	6.47	33.58	-

(this space is intentionally left blank)

35 Revenue from operations

Particulars	For the quarter ended 31 December 2019	For the quarter ended 30 September 2019	For the nine months ended 31 December 2019	For the quarter and nine months ended 31 December 2018	For the year ended 31 March 2019
Facility rentals	4,241.29	4,115.86	12,644.73	-	-
Income from finance lease	0.47	0.67	1.99	-	-
Room rentals	198.90	162.31	498.33	-	-
Revenue from contracts with customers					
Maintenance services	425.79	432.40	1,298.00	-	-
Sale of food and beverages	123.12	96.01	283.47	-	-
Income from generation of renewable energy	382.67	332.81	1,103.85	-	-
Other operating income					
- hospitality	18.33	47.50	87.25	-	-
- others	67.96	18.49	97.99	-	-
	5,458.53	5,206.04	16,015.61	-	-

36 Interest income

Particulars	For the quarter ended 31 December 2019	For the quarter ended 30 September 2019	For the nine months ended 31 December 2019	For the quarter and nine months ended 31 December 2018	For the year ended 31 March 2019
- on debentures (Refer note 53)	15.78	20.45	62.81	-	-
- on fixed deposits with bank	23.87	42.09	133.92	-	-
- on security deposits	1.62	14.16	46.47	-	-
- on other statutory deposits	5.49	5.49	16.35	-	-
- on Income-tax refund	8.00	4.81	26.31	-	-
- others	-	0.01	0.21	-	-
	54.76	87.00	286.07	-	-

37 Other income

Particulars	For the quarter ended 31 December 2019	For the quarter ended 30 September 2019	For the nine months ended 31 December 2019	For the quarter and nine months ended 31 December 2018	For the year ended 31 March 2019
Net changes in fair value of financial assets	-	-	18.45	-	-
Liabilities no longer required written back	0.02	1.10	1.12	-	-
Profit on sale of mutual funds	110.03	75.76	196.55	-	-
Miscellaneous	57.93	11.10	85.82	-	-
	167.98	87.96	301.94	-	-

38 Cost of materials consumed

Particulars	For the quarter ended 31 December 2019	For the quarter ended 30 September 2019	For the nine months ended 31 December 2019	For the quarter and nine months ended 31 December 2018	For the year ended 31 March 2019
Purchases	38.00	24.47	93.77	-	-
Add: Increase/(decrease) in inventory	(1.68)	5.20	(7.39)	-	-
	36.32	29.67	86.38	-	-

39 Employee benefits expense *

Particulars	For the quarter ended 31 December 2019	For the quarter ended 30 September 2019	For the nine months ended 31 December 2019	For the quarter and nine months ended 31 December 2018	For the year ended 31 March 2019
Salaries and wages	78.54	63.65	215.17	-	-
Contribution to provident and other funds	5.30	4.61	15.36	-	-
Staff welfare	18.00	15.70	49.41	-	-
	101.84	83.96	279.94	-	-

* refers to employee benefits expense of the hospitality segment (also refer note 52)

40 Operating and maintenance expenses

Particulars	For the quarter ended 31 December 2019	For the quarter ended 30 September 2019	For the nine months ended 31 December 2019	For the quarter and nine months ended 31 December 2018	For the year ended 31 March 2019
Power and fuel (net)	156.09	162.78	500.40	-	-
Operating consumables	4.13	5.58	14.98	-	-
	160.22	168.36	515.38	-	-

41 Other expenses

Particulars	For the quarter ended 31 December 2019	For the quarter ended 30 September 2019	For the nine months ended 31 December 2019	For the quarter and nine months ended 31 December 2018	For the year ended 31 March 2019
Property tax (net)	163.33	160.96	487.08	-	-
Rates and taxes	11.15	7.08	26.18	-	-
Advertisement and business promotion	16.01	17.29	43.46	-	93.28
Assets and other balances written off	3.30	0.27	8.26	-	-
Allowances for credit loss	-	-	0.26	-	-
Reversal of impairment on investments	(156.98)	-	(156.98)	-	-
Investments written off	156.98	-	156.98	-	-
Bank charges	5.12	4.96	14.37	-	-
Brokerage and commission	7.23	6.15	19.16	-	-
Net changes in fair value of financial assets	4.38	-	4.38	-	-
Lease rent	8.66	9.24	27.15	-	-
Travel and conveyance	7.08	6.10	20.11	-	-
Corporate Social Responsibility (CSR) contribution	17.98	12.18	38.16	-	-
Miscellaneous expenses	58.80	76.12	182.86	-	-
	303.04	300.35	871.43	-	93.28

42 Repairs and maintenance

Particulars	For the quarter ended 31 December 2019	For the quarter ended 30 September 2019	For the nine months ended 31 December 2019	For the quarter and nine months ended 31 December 2018	For the year ended 31 March 2019
Repairs and maintenance					
- common area maintenance	180.88	193.71	546.99	-	-
- buildings	10.27	18.55	70.54	-	-
- machinery	57.33	67.69	189.90	-	-
- others	43.53	34.44	103.81	-	-
	292.01	314.39	911.24	-	-

43 Finance costs (net of capitalisation) #

Particulars	For the quarter ended 31 December 2019	For the quarter ended 30 September 2019	For the nine months ended 31 December 2019	For the quarter and nine months ended 31 December 2018	For the year ended 31 March 2019
Interest expense					
- on borrowings from banks and financial institutions	9.15	6.42	205.60	-	-
- on deferred payment liability	208.90	211.02	632.38	-	-
- on lease deposits	97.78	97.57	282.50	-	-
- accrual of premium on redemption of debentures *	627.74	507.62	1,478.12	-	-
	943.57	822.64	2,598.60	-	-

* relates to accrual of premium on redemption of Tranche I and Tranche II of Embassy REIT Series I NCD 2019

Gross interest expense is Rs. 1,226.40 million and Rs. 3,369.65 million and interest capitalised is Rs. 282.83 million and Rs. 771.05 million for the quarter and nine months ended 31 December 2019

44 Depreciation and amortisation

Particulars	For the quarter ended 31 December 2019	For the quarter ended 30 September 2019	For the nine months ended 31 December 2019	For the quarter and nine months ended 31 December 2018	For the year ended 31 March 2019
Depreciation of property, plant and equipment	179.08	201.61	535.79	-	-
Depreciation of investment property	963.44	1,215.92	3,362.28	-	-
Amortisation of intangible assets	39.90	26.79	119.97	-	-
	1,182.42	1,444.32	4,018.04	-	-

45 Tax expense#

Particulars	For the quarter ended 31 December 2019	For the quarter ended 30 September 2019	For the nine months ended 31 December 2019	For the quarter and nine months ended 31 December 2018	For the year ended 31 March 2019
Current tax*	284.11	227.01	880.49	-	-
Deferred tax charge	90.76	(440.69)	(191.86)	-	-
Minimum Alternate Tax credit entitlement (MAT)**	(318.24)	(84.90)	(610.83)	-	-
MAT written off	(8.96)	150.75	141.79	-	-
	47.67	(147.82)	219.59	-	-

* includes withholding tax of Rs Nil and Rs 22.83 million payable by SPV's on dividend distributed to Embassy REIT Group for the quarter and nine months ended 31 December 2019 respectively

** including MAT credit entitlement relating to earlier years of Rs 232.67 million (31 March 2019 Nil)

The Government of India has introduced the Taxation Laws (Amendment) Ordinance, 2019 ("Ordinance"), announcing changes to corporate tax rates in the Income Tax Act, 1961, with effect from April 1, 2019. Existing Companies have been provided an option to pay income tax at a concessional rate of 22%, subject to conditions prescribed therein in the Ordinance. Further, the Minimum Alternate Tax rate has been reduced from 18.5% to 15% (excluding surcharge and cess). Embassy Office Parks Group based on its internal assessment has decided to opt for concessional income tax rate for certain of its SPV's. Accordingly, the current tax/ Minimum alternate tax as well as deferred tax charge/ credit for the quarter and nine months ended 31 December 2019 has been computed at such revised rates. Further, as clarified by Central Board of Direct Taxes, Minimum Alternate Tax credit balance for such SPV's amounting to Rs 141.79 million has been written off to the consolidated statement of Profit and Loss for the nine months ended 31 December 2019.

46 Earnings Per Unit (EPU)

Basic EPU amounts are calculated by dividing the profit for the period/year attributable to Unitholders by the weighted average number of units outstanding during the year. Diluted EPU amounts are calculated by dividing the profit attributable to unit holders by the weighted average number of units outstanding during the year plus the weighted average number of units that would be issued on conversion of all the dilutive potential units into unit capital. The Units of the Trust were allotted on 22 March 2019 and 27 March 2019.

The following reflects the profit and unit data used in the basic and diluted EPU computation

	For the quarter ended 31 December 2019	For the quarter ended 30 September 2019	For the nine months ended 31 December 2019	For the quarter and nine months ended 31 December 2018*	For the year ended 31 March 2019
Profit after tax for calculating basic and diluted EPU	2,534.51	2,322.39	7,077.27	-	(94.47)
Weighted average number of Units (No. in millions)	771.67	771.67	771.67	-	18.10
Earnings Per Unit					
- Basic (Rupees/unit)	3.28	3.01	9.17	-	(5.22)
- Diluted (Rupees/unit)*	3.28	3.01	9.17	-	(5.22)

*The Trust does not have any outstanding dilutive units

47 Management Fees

Property Management Fee

Pursuant to the Investment Management Agreement dated 12 June 2017 as amended, Investment Manager is entitled to fees @ 3% of the Facility Rentals per annum of the relevant property in respect to operations, maintenance, administration and management of the Holdco or the SPV, as applicable. The fees has been determined to meet the ongoing costs of the Investment Manager to undertake the services provided to the Embassy REIT and its SPVs. Property Management fees for the quarter and nine months ended 31 December 2019 amounts to Rs 114.12 million and Rs 358.73 million (31 March 2019: Rs Nil). There are no changes during the period in the methodology for computation of fees paid to Investment Manager.

REIT Management Fees

Pursuant to the Investment Management Agreement dated 12 June 2017 as amended, investment Manager is entitled to fees @ 1% of REIT Distributions which shall be payable either in cash or in Units or a combination of both, at the discretion of the Manager. The fees has been determined for undertaking management of the REIT and its investments. REIT Management fees accrued for the quarter and nine months ended 31 December 2019 amounts to Rs. 55.34 million and Rs. 158.79 million (31 March 2019: Rs Nil). There are no changes during the period in the methodology for computation of fees paid to Investment Manager.

Secondment fees

Pursuant to the Secondment Agreement dated 11 March 2019, Investment Manager is entitled to fees of Rupees One Lakh (Rs 1,00,000) per month in respect certain employees of Investment Manager being deployed to the Embassy office Parks REIT in connection with the operation and management of the assets of the Embassy REIT. Secondment Fees for the quarter and nine months ended 31 December 2019 amounts to Rs. 0.35 million and Rs. 1.06 million (31 March 2019 - Rs Nil). There are no changes during the period in the methodology for computation of fees paid to Investment Manager.

48 Commitments and contingencies

Particulars	As at	As at	As at
	31 December 2019	31 March 2019	1 April 2018
Capital commitments			
Estimated amount of contracts remaining to be executed on capital account (net of advances) and not provided for (Refer note i)	8,928.96	5,369.00	-
Contingent liabilities			
Claims not acknowledged as debt in respect of Income Tax matters (Refer note ii)	538.08	390.03	-
Claims not acknowledged as debt in respect of Service Tax matters (Refer note iii)	702.05	598.90	-
Claims not acknowledged as debt in respect of Property Tax matters (Refer note iv)	3,212.76	3,212.76	-
Others (Refer notes v and vi)			

Notes:

i) Estimated amount of contracts remaining to be executed on capital account (net of advances) and not provided for

SPV	As at	As at	As at
	31 December 2019	31 March 2019	1 April 2018
MPPL	7,516.51	3,859.26	-
OBPPL	296.86	893.77	-
EOPPL	963.68	424.23	-
Others	151.91	191.74	-
	8,928.96	5,369.00	-

ii) Claims not acknowledged as debt in respect of Income Tax matters

SPV	As at	As at	As at
	31 December 2019	31 March 2019	1 April 2018
MPPL	26.13	0.28	-
EOPPL	224.29	172.28	-
QBPL	171.90	145.57	-
QBPPL	3.76	3.76	-
OBPPL	72.82	-	-
IENMPL	39.18	68.14	-
	538.08	390.03	-

MPPL: (a) MPPL has received assessment orders for AY 2008-09 to 2015-16 for disallowance under section 14A of Income Tax Act read with rule 8D of the Income-tax Rules in computing income under the Income tax Act. The SPV has received demand orders to pay a sum of Rs. 25.85 million. Appeal has been filed before CIT(A). As at 31 December 2019 the appeal is pending, for hearing. Accordingly the SPV has disclosed Rs.25.85 million (31 March 2019: Nil) as contingent liability.

(b) SPV has received assessment orders for AY 2009-10 for disallowance under section 14A of Income Tax Act read with rule 8D of the Income-tax Rules in computing income under the Income tax Act. The SPV has received outstanding demand orders to pay a sum of Rs 0.28 million. As at 31 December 2019 the appeal against order of ITAT is pending for hearing before Hon'ble High Court of Karnataka. Accordingly the SPV has disclosed Rs. 0.28 million (31 March 2019: Rs. 0.28 million) as contingent liability.

EOPPL: (a) During the year ended 31 March 2019, the SPV received a demand of Rs 172.28 million pertaining to AY 2016-17 towards disallowance u/s 14 A. The SPV has filed an appeal against such order at the CIT (A) and has paid Rs. 14.06 million under protest. Accordingly the SPV has disclosed Rs. 172.28 million (31 March 2019: Rs. 172.28 million) as contingent liability.

(b) During the quarter ended 31 December, 2019, the SPV has received assessment orders for AY 2017-18 for disallowance under section 14A of Income Tax Act read with rule 8D of the Income-tax Rules and addition to the income based on differences between Form 26AS and the books of accounts. Subsequent to the quarter end, the SPV has filed an appeal against the assessment order with CIT(A). Accordingly the SPV has disclosed Rs. 52.01 million (31 March 2019: Rs. Nil) as contingent liability.

QBPL: (a) The SPV had received a demand notice of Rs 71.71 million for AY 2010-11, which mainly comprised of disallowance of the deduction under section 80IAB for certain incomes as claimed by the SPV. The SPV contested this demand and had filed appeal before CIT(A). A part of said tax demand amounting to Rs 54.00 million was adjusted against the refund for AY 2012-13. The CIT(A) has passed necessary order upholding the stand of the Assessing Officer. The SPV thereafter filed an appeal with the Income-tax Appellate Tribunal [ITAT] against the said order of CIT(A). During the year, the ITAT has disposed the appeal in favor of the SPV. Income tax Department has moved to Hon'ble High Court of Bombay against ITAT order. Accordingly, the SPV has disclosed the above net demand of Rs.71.71 millions (31 March 2019: Rs. 71.00 millions) as a contingent liability.

(b) The SPV had received a penalty order of Rs. 5.89 million for AY 2014-15 wherein the assessing officer had disallowed the loan processing fees. The SPV contested this penalty and filed an appeal with CIT(A) against the said order contesting that the SPV is eligible for deduction under section 80-IAB and such disallowance does not have any impact on total income as the SPV is paying income tax under section 115-JB of Income Tax Act. Accordingly, the SPV has disclosed the above demand of Rs. 5.89 million (31 March 2019: Rs. 5.89 million) as a contingent liability.

48 Commitments and contingencies (continued)

QBPL (c) The SPV had received an assessment order for AY 2013-14 wherein the assessing officer has raised a demand of Rs.94.30 million, which was mainly on account of loan processing fee disallowed and income treated as income from house property, as against the head 'profits and gains from business or profession'. The SPV contested the said demand and had filed an appeal with the CIT(A) against the said order. During the previous year, the CIT(A) has been disposed the appeal in favor of the SPV. Department has filed an appeal with ITAT. Accordingly the SPV has disclosed Rs.94.30 million (31 March 2019: Nil) as a contingent liability.

QBPL. The SPV had received an order of Rs. 3.76 million for AY 2015-16 wherein the assessing officer had disallowed certain expenditure under section 14A and made some adjustments to tax credits claimed and expensed claimed. The SPV has contested this penalty and filed an appeal with CIT(A) against the said order. Accordingly, the SPV has disclosed the above demand of Rs. 3.76 million (31 March 2019: Rs. 3.76 million) as a contingent liability.

OBPPL (a) The SPV had received a tax demand notice of Rs. 69.83 million for Assessment Year 2011-12 wherein the Assessing Officer had disallowed the profit earned by the SPV on transfer of the land at a value which was in excess of its fair value and claimed as deduction under Section 80IAB. The SPV has contested this demand and has filed an appeal with the CIT(A) against the said order. The SPV has received an order whereby the case proceeding has been dismissed in favor of the SPV. Department has filed an appeal with ITAT against the order of CIT(A). Accordingly, the SPV has disclosed the above demand of Rs. 69.83 million (31 March 2019: Nil) as a contingent liability.

(b) During the quarter ended 31 December 2019, the SPV has received assessment order for AY 2017-18 wherein TDS credit has not being given in respect of merged entities. Subsequent to the quarter end, the SPV has filed an appeal against the assessment order with CIT(A). Accordingly the SPV has disclosed Rs. 2.99 million (31 March 2019: Rs. Nil) as contingent liability.

IENMPL: The SPV has received income tax demands of Rs. 2.98 million for AY 2010-11 wherein the assessing officer had included incorrect addition on account of deposits. The SPV has received orders u/s 271(1)(c) of Income-tax Act, 1961 with regards to penalty on disallowance of asset management fees resulting into a tax demand of Rs. 12.14 million for AY 2011-12 and Rs. 14.07 million for AY 2012-13. The SPV has also received order u/s 143(3) with respect to disallowance of asset management fees and Section 14A disallowances resulting into a tax demand of Rs. 9.25 million for AY 2014-15 and disallowance of land revenue tax resulting in a tax demand of Rs 0.74 million for the AY 2013-14. Accordingly the SPV has filed appeals against these assessment orders which are pending at CIT (A) and ITAT and these are disclosed as contingent liabilities.

iii) Claims not acknowledged as debt in respect of Service Tax matters

SPV	As at 31 December 2019	As at 31 March 2019	As at 1 April 2018
MPPL	573.90	522.04	-
ETPL	35.66	12.30	-
GSPL	25.01	1.02	-
VCPL	40.66	40.66	-
UPPL	26.82	22.88	-
	702.05	598.90	-

MPPL (a) The SPV had received a demand order dated 23 December 2015 to pay a sum of Rs. 522.04 million (including interest and penalty) from the Commissioner of Central Excise Bangalore-V Commissionerate towards incorrectly availed Cenvat credit during the period 1 April 2006 to 31 March 2012. Appeal has been filed before CESTAT dated 18 April 2016. As at 31 December 2019 the appeal is still pending before CESTAT and the amount of Rs.522.04 million (31 March 2019: Rs.522.04 million) is disclosed as contingent liability.

(b) The SPV had received an order dated 26 May 2011 from Assistant Commissioner of Commercial Taxes for disallowing the refund of Rs. 51.86 million towards incorrectly availed VAT credit during the period 1 April 2009 to 31 March 2010. Appeal was filed before KAT which allowed the refund in part. The SPV approached Hon'ble High Court which quashed the order passed by KAT and granted full refund. The State of Karnataka has filed an appeal in the Supreme Court against the High Court order. Accordingly a sum of Rs.51.86 million (31 March 2019: Rs.Nil) has been disclosed as contingent liability.

ETPL (a) The SPV has received an Order from Joint Commissioner, Service Tax - I, Kolkata in respect of non registration and non payment of service tax under the category of 'Builder's Special Services' and not 'Construction of Immovable Property' service with regard to installation of parking equipment which is taxable as a service leading to ineligibility of abatement Rs. 10.01 million, irregular availment of credit of Rs. 6.87 million and non-payment of service tax Rs. 0.96 million (along with penalty of equal amount). Against the aforesaid Order, the SPV has filed an appeal before the Commissioner of Central Excise (Appeals - I), Kolkata which directed the SPV to make a pre-deposit of Rs. 1.33 million to stay the recovery of the balance amount. The same has been paid by the SPV under protest and such appeal is currently pending for disposal. Accordingly, the aforementioned demand and penalty amount of Rs. 35.66 million (31 March 2019: Rs. 10.00 million) has been disclosed as a contingent liability.

(b) The SPV has received an Order from Joint Commissioner, Service Tax - I, Kolkata demanding Rs. 2.30 million in respect of denial of credit on construction of building and various other activities which has been utilized against output service of 'Renting of Immovable Property' service for the period 2013-14 (along with penalty of equal amount). Against the aforesaid Order, the SPV has filed an appeal before the Commissioner of Central Excise (Appeals - I), Kolkata which directed the SPV to make a pre-deposit of Rs. 0.2 million to stay the recovery of the balance amount. The same was paid by the SPV under protest. During the previous years the SPV has received favorable order and the said demand was annulled, however the Assistant Commissioner (T&R) had filed an appeal against the Order to Central Excise and Service Tax Appellate Tribunal. The appeal has been dismissed by the CESTAT. During the quarter ended 31 December 2019, the SPV has disclosed demand and penalty amount of Rs. Nil (31 March 2019: Rs. 2.30 million) as contingent liability.

GSPL (a) The SPV had received an Order-in-Original passed by the Deputy Commissioner, Service Tax, Division - III, Noida, demanding Rs. 1.02 million in respect of denial of CENVAT credit utilised on the basis of photocopy of invoices for the AY 2014-15. Against the aforesaid Order, the SPV has filed an appeal before the Commissioner (Appeals) - Customs, Excise & Service Tax (CESTAT) which directed the SPV to deposit Rs. 0.08 million and stayed the recovery of the balance amount. However the SPV has paid the aforesaid demand of Rs. 1.02 million in full under protest and such appeal is currently pending for disposal. Accordingly the aforementioned demand of Rs. 1.02 million (31 March 2019: Rs. 1.02 million) is disclosed as contingent liability.

(b) The SPV had received an order to pay service tax of Rs. 11.99 million on notional interest accrued on interest-free security deposits. The order was contested. The SPV had received a favorable order from the Allahabad CESTAT against which the Department has preferred an appeal with the High Court. Accordingly an amount (including penalty) of Rs. 23.99 million (31 March 2019: Nil) has been disclosed as contingent liability.

48 Commitments and contingencies (continued)

VCPLL: The SPV has received a show cause cum demand notice issued by the Commissioner, Customs, Central Excise and Service Tax Commissionerate, Bombay for FY 2012-13 and 2014-15 demanding Rs. 29.91 million in respect of inclusion of notional interest accrued on security deposit in the taxable value and penalty of Rs. 10.75 million. Against the aforesaid Order, the SPV has filed an appeal before the Hon'ble Customs, Excise and Service Tax Appellate Tribunal. Currently this appeal is pending for disposal, the SPV has paid a pre-deposit charge of Rs. 2.01 million. Accordingly the said demand of Rs. 40.66 million (31 March 2019: Rs. 40.66 million) has been disclosed as contingent liability.

UPPL: (a) The SPV had received show cause notices dated 3 July 2015 for demand on irregular cenvat credit availed for Rs 23.04 million relating to period from 1 April 2011 to 31 March 2016. Responses have been filed in August 2017 and is pending before the Commissioner of Service Tax. Accordingly the aforementioned demand of Rs. 23.04 million (31 March 2019: Rs. 22.88 million) is disclosed as contingent liability.

(b) The SPV had received show cause notices dated 9 April 2019 for demand of Rs 3.78 million relating to period from 1 April 2014 to 30 June 2017 with respect to payment of salary and bonus to certain employees of the SPV which has not been considered as Management fees. Responses have been filed and is pending before the Deputy Commissioner of Service Tax. Accordingly the aforementioned demand of Rs. 3.78 million (31 March 2019: Nil) is disclosed as contingent liability.

iv) Claims not acknowledged as debt in respect of Property Tax matters

SPV	As at 31 December 2019	As at 31 March 2019	As at 1 April 2018
MPPL	3,212.76	3,212.76	-
	3,212.76	3,212.76	-

MPPL: (a) The SPV has received a demand order dated 5 October 2015 to pay a sum of Rs. 2,739.49 million (including interest and penalty) towards the difference in property tax payable by the SPV, which difference arose on account of classification of the property under different schedules for the purpose of computing property taxes, for the period 2008-09 to 2015-16. The SPV is contesting that the concerned property being an industrial estate that has been developed as special economic zone must be classified as category XIV as per the notification issued under Karnataka Municipal Corporation Act, 1976 ('the Act') and Bruhat Bengaluru Mahanagar Palike Property Tax Rules, 2009 ('Rules'). Whereas, the Assistant Revenue Officer has been considering the concerned property under category VIII as per the notification issued under the Act and Rules. The SPV filed a writ petition against the demand order which has been dismissed by the Hon'ble High Court of Karnataka. The said court upheld the demand made by BBMP. Against the order passed by single judge for the dismissal of writ petition, MPPL has filed an appeal before the aforementioned court and the same has been admitted by the court on 27 June 2016. The Hon'ble High Court restrained BBMP from taking any coercive action against the SPV and also directed BBMP to allow the SPV to make payment of property tax for the assessment year 2016-17. The matter is currently pending and as of the date of these financial statements, no further developments have taken place. SPV has obtained external legal opinion on this matter and accordingly disclosed the same as a contingent liability. The SPV paid Rs 646.69 million (31 March 2019: Rs. 646.69 million) under protest against the above demand.

(b) The SPV has also received a demand order dated 9 Oct 2017 to pay a sum of Rs. 760.07 million (including interest and penalty) towards the differential property tax based on the total survey report for certain blocks for the period 2008-09 to 2017-18. An appeal has been filed before the Joint Commissioner, BBMP, Bytaryanapura, Bangalore objecting the total survey report and property tax assessment notice arising therefrom. The same is pending for disposal. SPV has obtained external legal opinion on this matter and accordingly disclosed the same as a contingent liability. MPPL has paid Rs 286.80 million against the above demand in the previous year. Hence, a net contingent liability of Rs 473.27 million (31 March 2019: Rs. 473.27 million) has been disclosed.

v) Others: tax matters pertaining to equity accounted investee company

(a) GLSP (50% equity accounted investee - joint venture) Income Tax matters :

(a) GLSP has received a Tribunal order for AY 2007-08 to 2013-14 upholding the taxability of interest income basis information in the Annual Information Return (for AY 2007-08 only), upholding the disallowance on interest paid towards loans allegedly used for on-lending to certain parties and remanding the issue of disallowance on interest paid towards such loans. There are currently no tax dues outstanding for each of the years under consideration as past year tax losses have been adjusted against the aforesaid disallowances. The total disallowance amount under dispute for all years put together is Rs 907.40 million. GLSP has filed an appeal before the Hon'ble High Court of Karnataka on these matters. GLSP has obtained external legal opinion on this matter and accordingly disclosed the same as a contingent liability.

(b) GLSP has received a Tribunal order for AY 2005-06 to 2007-08, remanding back the case to CIT(A) with respect to the issue of disallowance on interest paid towards loans allegedly used for on-lending to certain parties. There are currently no tax dues outstanding for each of the years under consideration as past year tax losses have been adjusted against the aforesaid disallowances. The total disallowance amount under dispute for all years put together is Rs 15.40 million.

(c) GLSP has received a CIT(A) order for AY 2014 -15, with respect to the issue of disallowance on interest paid towards loans allegedly used for on-lending to certain parties. There are currently no tax dues outstanding for each of the years under consideration as past year tax losses have been adjusted against the aforesaid disallowances. The total disallowance amount under dispute for all years put together is Rs 252.04 million. GLSP has filed an appeal before the ITAT on these matters.

(d) During the quarter ended 31 December 2019, GLSP has received assessment order for AY 2017-18 for disallowance under section 14A of Income Tax Act read with rule 8D of the Income-tax Rules, Disallowance of claim under section 80G of the Income Tax Act and addition to the income based on differences between Form 26AS and the books of accounts. Subsequent to the quarter end, GLSP has filed an appeal against the assessment order with CIT(A). Accordingly GLSP has disclosed Rs. 2.83 million (31 March 2019 ; Rs. Nil) as contingent liability.

(b) GLSP (50% equity accounted investee - joint venture) Service Tax matters :

(a) GLSP has received demand orders dated 14 August 2011 and 11 December 2011 to pay a sum of Rs. 111.86 million from Office of the Commissioner of Service tax towards wrongly availed Cenvat credit during the period 1 April 2009 to 31 March 2011. Appeal has been filed before CESTAT. As at 31 December 2019 the appeal is pending before CESTAT for hearing.

(b) GLSP has received demand orders dated 31 August 2010 to pay a sum of Rs 90.49 million from Office of the Commissioner of Service tax towards wrongly availed Cenvat credit during the period June 2007 to March 2009. Appeal was filed before CESTAT and favorable order was received. Commissioner of Service Tax has filed an appeal before Hon'ble High Court of Karnataka and their application is pending for acceptance.

48 Commitments and contingencies (continued)

vi) Other matters

- (a) VCPPL (Forfeiture of security deposit matters): Orange Business Services India Technology Private Limited, earlier known as Equant Technologies Services (India) Private Limited ("Equant") had filed a summary suit bearing No. 388 of 2012 with the Hon'ble Bombay High Court alleging that the SPV incorrectly terminated the letter of intent dated July 18, 2008 executed between the SPV and Equant for renting premises in Embassy 247 Park pursuant to which Equant paid to the SPV a security deposit of Rs. 40.32 million, which was withheld by the SPV on account of breach of agreed terms of the said letter of intent. The matter is currently under adjudication.
- (b) EEPL - SPV received a demand notice under the Insolvency and Bankruptcy Code, 2016 (IBC) on 28 February 2019 from a third party subcontractor, engaged by IL&FS Development Company (IEDCL), the parent company of IL&FS Solar Power Limited ('ISPL'), which was itself engaged by ISPL as a contractor for Embassy Energy. The demand notice alleges that unpaid amounts (categorized as operational debts) aggregating up to Rs. 1,008.10 million are due to the sub-contractor directly from EEPL for the various works claimed to have been undertaken at the site of Embassy Energy, on the basis of certain correspondence with EEPL. The demand notice requires payment within 10 days of the letter, failing which the subcontractor may initiate a corporate insolvency resolution process against EEPL. EEPL has by its letter dated 1 March 2019, refuted all such claims inter alia on the basis that the payments are due from ISPL (and/ or its parent entity) to the sub-contractor and not from EEPL, and therefore the sub-contractor has no claim against EEPL. By its letters dated 18 March 2019, the subcontractor has responded to the letter from EEPL, denying all statements made by EEPL and reiterating that the unpaid amounts are due from EEPL, without prejudice to any action, including criminal, that may be taken under law including the IBC against EEPL, IEDCL, ISPL and certain representatives of these entities. The sub-contractor has thereafter filed an application under Section 9 of the Code before the Bangalore bench of National Company Law Tribunal claiming debt of Rs. 997.59 million and interest thereon against EEPL. The matter is currently pending resolution. SPV based on the external legal opinion obtained on this matter has disclosed the same as a contingent liability.
- EEPL : The Karnataka Electricity Regulatory Commission, Bengaluru (KERC) has issued orders in 2005, 2008 and 2014 granting exemption to all solar power generators in Karnataka that achieved commercial operation date between April 1, 2013 and March 31, 2018 from paying certain charges such as payment of wheeling and banking charges, cross subsidy surcharges, transmission losses and wheeling losses for a period of ten years from the date of commissioning. KERC has issued an order dated 14 May 2018 withdrawing the aforementioned exemption available to Karnataka's power generators, including EEPL.
- The SPV commissioned the solar plant during the FY 2017-2018 and as per the old Regulation, the charges did not apply to the SPV for a period of 10 years. The SPV filed a writ petition with the Hon'ble High Court of Karnataka challenging the KERC Order and obtained an interim Stay Order dated 24 May 2018. BESCOM filed preliminary statement of objections and also filed application seeking recalling of interim order. The application seeking recalling of interim order has been rejected. The Hon'ble High Court has passed the judgment on 13 March 2019, thereby allowing the Writ Petition and has quashed the order dated 14 May 2018 passed by KERC. The SPV has filed the Caveat Petition for receiving notifications in case any suit / appeal is filed by any of the parties to the said petition. KERC has filed a common writ appeal against the order dated 13 March 2019. However, EEPL has not been made a party to the said appeal. In the event an adverse order is passed in the said appeal, EEPL may also be affected.
- EEPL : The Karnataka Electricity Regulatory Commission has issued an order in 2018 pursuant to which banking facilities available to non-renewable energy certificate based renewable energy generators were reduced from a period of one year to six months, and restrictions were imposed on the extent of banked energy which could be withdrawn during the peak time of day. EEPL filed a writ petition against the Karnataka Electricity Regulatory Commission and others before the Hon'ble High Court of Karnataka. The Hon'ble High Court of Karnataka pursuant to an order dated August 9, 2018 granted an interim stay on the commission's order. Pursuant to an order dated July 24, 2019, the Hon'ble High Court of Karnataka has allowed the writ petition and quashed the order dated January 09, 2018 issued by the Karnataka Electricity Regulatory Commission with a direction to Karnataka Electricity Regulatory Commission to reconsider the matter. The matter is pending before the Karnataka Electricity Regulatory Commission for reconsideration.
- (c) MPPL : SPV has filed a writ petition in 2015 against the BBMP and others seeking to inter-alia, quash (i) a circular from 2014 re-fixing the improvement charges under the Karnataka Municipal Corporations Act, 1976, and the Karnataka Municipal Corporations (Recovery of Improvement Expenses) Rules, 2009, and (ii) a notice from 2015 demanding payment of betterment charges of Rs.127.9 million. In 2016, the Hon'ble High Court of Karnataka has granted an interim stay on the impugned circular and notice.

(this space is intentionally left blank)

49 Business Transfer Agreement (BTA) between QBPL and EODPL

During the year ended 31 March 2019, QBPL had entered into Business Transfer Agreement (BTA) with EODPL on 11 March 2019 and completed the purchase of the assets and liabilities for Hospitality segment and Commercial offices segment from EODPL as per the BTA.

QBPL borrowed Rs. 4,681.93 millions from Embassy Office Parks REIT to make payment for the purchase consideration. The difference between the net assets acquired and purchase consideration amounting to Rs. 1,402.19 millions has been recognised as goodwill as at 31 March 2019.

Particulars	Hotel Business	Commercial Business	Total
Tangible assets acquired	7,982.42	4,148.00	12,130.42
Other current assets			134.32
Total			12,264.74
Liabilities assumed			
Loan from banks			(8,961.78)
Other current liabilities			(23.22)
Total			(8,985.00)
Fair value of net assets taken over			3,279.74
Less: BTA consideration			(4,681.93)
Goodwill on acquisition			1,402.19

50 Business Combination

Embassy Office Parks REIT has acquired the SPVs by acquiring all the equity interest held by the Embassy Sponsor, Blackstone Sponsor and Blackstone Sponsor Group and certain other shareholders. The acquisition of equity interest in the SPVs has been done by issue of 613,332,143 Units of Rs. 300 each amounting to Rs. 183,888.64 millions and by assuming liability towards purchase of equity interest in IENMPL amounting to Rs. 3,450 million (paid subsequently on 2 April 2019).

The accounting for the business combination has been done in accordance with Ind AS-103 "Business Combination". Refer Note 2.1 "Basis of Business Combination" for more details.

Entity	Fair value of assets acquired	Fair value of liabilities assumed	Deferred tax liability on fair valuation of assets acquired and liabilities assumed	Fair value of net assets taken over	Purchase consideration	Goodwill on consolidation
EOPPL(Refer note i below)	66,677.98	7,268.06	8,554.93	50,854.99	62,768.25	11,913.26
EEPL	2,149.42	1,488.28	196.19	464.95	732.79	267.84
MPPL	77,213.62	27,492.06	11,947.20	37,774.36	48,790.52	11,016.16
UPPL	5,208.49	2,571.62	485.07	2,151.79	2,841.67	689.88
QBPL (Refer note ii below)	27,074.33	14,476.40	1,994.19	10,603.74	13,689.26	3,085.52
QBPL	9,279.40	3,494.06	1,787.09	3,998.25	5,595.08	1,596.83
GSPL	6,233.07	2,875.44	657.25	2,700.38	4,662.50	1,962.12
QBPL	13,652.04	6,382.50	1,490.14	5,779.40	12,308.89	6,529.49
ETPL	10,642.16	1,329.82	72.79	9,239.55	12,138.78	2,899.23
VCPL	13,114.17	5,468.05	1,200.31	6,445.81	10,710.94	4,265.13
IENMPL (Refer note iii below)	15,103.00	5,003.61	2,960.00	7,139.39	13,210.97	6,071.58
Total	246,347.68	77,849.90	31,345.16	137,152.61	187,449.65	50,297.03

Note:

- Purchase consideration amounting to Rs. 71,078.44 millions is towards issue of 209,227,490 units at Rs. 300 each. Further, an amount of Rs. 8,310.19 millions is paid by SPV before the date of acquisition by Embassy Office Parks REIT, towards equity investment in MPPL of Rs. 8,309.11 million, in EEPL of Rs. 1 million and in GLSP of Rs. 0.08 million.
- During the year ended 31 March 2019, QBPL had entered into Business Transfer Agreement (BTA) with EODPL on 11 March 2019 and completed the purchase of the assets and liabilities for Hospitality segment and Commercial offices segment from EODPL as per the BTA. QBPL borrowed Rs. 4,681.78 millions from Embassy Office Parks REIT to make payment for the purchase consideration. The difference between the net assets acquired (Rs. 3,279.74 millions) and purchase consideration (Rs. 4,681.93 millions) amounting to Rs. 1,402.19 millions has been recognised as goodwill as at 31 March 2019. This transaction is not a part of the goodwill on consolidation as shown in the table above.
- Purchase consideration includes assumption of liability of Rs. 3,450 million towards one of the erstwhile shareholders of the SPV. The liability has been settled in cash on 2 April 2019.

50 Business Combination (continued)
 Measurement of fair values

The valuation techniques used for measuring the fair value of material assets acquired are as follows :

Particulars	Valuation methodology
Property, plant and equipment and Investment property	Fair values have been determined by independent external property valuers, having appropriately recognised professional qualification and recent experience in the location and category of the properties being valued. The valuers have followed "Direct comparison approach" for land except Umbel where the valuers have followed "Residual Approach", "Depreciated replacement cost approach" for the built up component, plant and machinery, capital work-in-progress and other assets and "Discounted cashflow method" for co-development. Direct comparison approach involves comparing to similar properties that have actually been sold in an arms length transaction or are offered for sale. The Residual Method is based on the assumption that the development is complete as on the date of valuation and value of the subject property is assessed by subtracting revenues from the (development expenses as well as the developer margin. Depreciated replacement cost approach considers the current cost of replacing an asset with its modern equivalent asset less deductions for physical deterioration and all relevant forms of obsolescence and optimisation. The Discounted Cash Flow Methodology is based upon an estimation of future results. The methodology begins with a set of assumptions as to the projected income and expenses of the property. This methodology use market derived assumptions, including discount rates, obtained from analysed transactions.
Right-to-use trademark	The fair value of the acquired right to use trademark was established using "Relief from royalty" method. It is a methodology that assumes that if a corporation owns a trademark, then it is relieved from paying a royalty, so a hypothetical royalty payment can be estimated.
Power purchase agreement	The fair value of the power purchase agreement was established using the "Multi-period excess earnings method (MEEM)". In MEEM method, value is estimated as the present value of the benefits anticipated from ownership of the asset in excess of the returns required on the investment in the contributory assets necessary to realize those benefits.
Other assets other than those mentioned above	Book values as on the date of acquisition have been considered as fair values.
Liabilities	Liabilities includes loans and borrowings, trade payables and provision for employee benefits. Book values as on the date of acquisition have been considered as fair values.

Goodwill is attributable due to the acquisition price being dependent on the overall property valuation assuming a discounted cash flow method computed using future cashflows and other relevant assumptions as compared with the individual assets recorded at their fair values computed basis comparable approach or depreciated replacement cost basis. The acquisition was done on 22 March 2019 and thus is not assessed for impairment. Impairment assessment of goodwill will be undertaken annually for the year ending 31 March 2020.

(this space is intentionally left blank)

51 Financial instruments - Fair values

A The carrying value and fair value of financial instruments by categories are as below:

Particulars	Carrying value	Fair Value	Carrying value	Fair Value
	31 December 2019	31 December 2019	31 March 2019	31 March 2019
Financial assets				
Amortised cost				
Loans	609.50	-	1,539.59	-
Trade receivables	285.35	-	335.86	-
Cash and cash equivalents	1,681.54	-	49,612.75	-
Other bank balances	762.96	-	1,455.99	-
Other financial assets	2,150.35	-	2,966.75	-
Investments in debentures	1,182.48	-	-	-
Fair value through profit and loss				
Investments in mutual funds	14,187.61	14,187.61	1,944.87	1,944.87
Total assets	20,859.79	14,187.61	57,855.82	1,944.87
Financial liabilities				
Amortised cost				
Borrowings (including current maturities of long-term debt)	56,552.55	-	79,110.54	-
Lease deposits	8,929.03	-	8,669.01	-
Trade payables	141.23	-	421.87	-
Other financial liabilities	2,869.34	-	6,984.54	-
Total liabilities	68,492.15	-	95,185.96	-

The fair value of cash and cash equivalents, fixed deposits, trade receivables, investment in debentures, borrowings, lease deposits, trade payables, loans and other financial assets and liabilities approximate their carrying amounts and hence the same has not been disclosed in the table above.

B. Measurement of fair values

The section explains the judgement and estimates made in determining the fair values of the financial instruments that are:

- recognised and measured at fair value
- measured at amortised cost and for which fair values are disclosed in the financial statements.

To provide an indication about the reliability of the inputs used in determining fair value, the Group has classified its financial instruments into the three levels prescribed under the accounting standard. An explanation of each level is mentioned below:

Level 1: Level 1 hierarchy includes financial instruments measured using quoted prices. This includes listed equity instruments, traded bonds and mutual funds that have quoted price. The fair value of all equity instruments (including bonds) which are traded in the stock exchanges is valued using the closing price as at the reporting period. The mutual funds are valued using the closing NAV.

Level 2: The fair value of financial instruments that are not traded in an active market (for example, traded bonds, over-the counter derivatives) is determined using valuation techniques which maximise the use of observable market data and rely as little as possible on entity-specific estimates. If all significant inputs required to fair value an instrument are observable, the instrument is included in Level 2.

Level 3: If one or more of the significant inputs is not based on observable market data, the instrument is included in Level 3.

Financial instruments

Quantitative disclosures fair value measurement hierarchy for assets as at:

Particulars	Date of valuation	Total	Level 1	Level 2	Level 3
Financial assets measured at fair value:					
FVTPL financial investments:					
Investment in mutual funds	31 December 2019	14,187.61	14,187.61	-	-
Investment in mutual funds	31 March 2019	1,944.87	1,944.87	-	-

Transfers between Level 1, Level 2 and Level 3

There were no transfers between Level 1, Level 2 or Level 3 during the year ended 31 March 2019 and nine months ended 31 December 2019.

Determination of fair values

Fair values of financial assets and liabilities have been determined for measurement and/or disclosure purposes based on the following methods:

When applicable, further information about the assumptions made in determining fair values is disclosed in the notes specific to that asset or liability.

- The fair value of mutual funds are based on price quotations at reporting date.
- The fair values of other current financial assets and financial liabilities are considered to be equivalent to their carrying values.

52 Operating segments

Ind AS 108 establishes standards for the way that business enterprises report information about operating segments and related disclosures. Based on the 'management approach' as defined in Ind AS 108, the Chief Operating Decision Maker ('CODM') evaluates the Embassy Office Parks' performance and allocates resources based on an analysis of various performance indicators by operating segments. The accounting principles used in the preparation of the condensed consolidated financial statements are consistently applied to record revenue and expenditure in individual segments and are as set out in the significant accounting policies.

Operating segments of Embassy Office Parks Group are (i) Commercial Offices, (ii) Hospitality and (iii) Other segments. Other segments comprise Generation of Renewable Energy. Revenue and identifiable operating expenses in relation to segments are categorized based on items that are individually identifiable to that segment.

Net Operating Income ('NOI') is the key metric reported to the CODM for the purposes of assessment of the segment results. The same is defined as follows:

a) Commercial Offices segment:

NOI for commercial offices is defined as Revenue from operations (which includes (i) facility rentals, (ii) maintenance services income, (iii) income from finance lease, and (iv) other operating income for Commercial Offices) less Direct operating expenses (which includes (i) Operating and maintenance expenses including common area maintenance expenses (ii) property taxes, (iii) rent, and (iv) insurance).

b) Hospitality segment:

NOI for hospitality segment is defined as Revenue from operations (which includes (i) room rentals, (ii) sale of food and beverages, (iii) other operating income from hospitality) less Direct operating expenses (which includes (i) cost of materials consumed, (ii) employee benefits expenses, (iii) Operating and maintenance expenses excluding property management fees, and (iv) Other expenses).

c) Other segment:

NOI for other segments is defined as Revenue from operations (which includes income from generation of renewable energy) less direct operating expenses (which includes (i) Operating and maintenance expenses and (ii) Other expenses).

Certain income (such as interest, dividend and other income) and certain expenses (such as Other expenses excluding Direct operating expenses, depreciation, amortization, impairment and finance cost) are not specifically allocable to segments and accordingly these expenses are adjusted against the total income of the Embassy Office Parks Group.

Particulars	Commercial Offices*				Hospitality*				Other Segment*				Total			
	For the quarter ended 31 December 2019	For the quarter ended 30 September 2019	For the nine months ended 31 December 2019	For the year ended 31 March 2019	For the quarter ended 31 December 2019	For the quarter ended 30 September 2019	For the nine months ended 31 December 2019	For the year ended 31 March 2019	For the quarter ended 31 December 2019	For the quarter ended 30 September 2019	For the nine months ended 31 December 2019	For the year ended 31 March 2019	For the quarter ended 31 December 2019	For the quarter ended 30 September 2019	For the nine months ended 31 December 2019	For the year ended 31 March 2019
Revenue from operations	4,721.70	4,562.47	14,022.38	-	354.17	310.76	889.38	-	382.66	332.81	1,103.85	-	5,458.53	5,206.04	16,015.61	-
Identifiable operating expenses	(508.93)	(534.77)	(1,597.01)	-	(269.20)	(257.81)	(765.47)	-	(41.42)	(29.67)	(101.98)	-	(819.55)	(822.25)	(2,464.46)	-
Net Operating Income (segment results for the period/year)	4,212.77	4,027.70	12,425.37	-	84.97	52.95	123.91	-	341.24	303.14	1,001.87	-	4,638.98	4,383.79	13,551.15	-
Other operating expenses													(400.03)	(364.84)	(1,114.44)	(94.47)
Interest, dividend and other income													222.74	174.96	588.01	-
Earnings before finance costs, depreciation, amortisation and income tax													4,461.69	4,193.91	13,024.72	(94.47)
Share of profit after tax of equity accounted investees													246.48	247.61	888.78	-
Depreciation and amortisation expenses													(1,182.42)	(1,444.32)	(4,018.04)	-
Finance costs													(943.57)	(822.64)	(2,598.60)	-
Profit/(loss) before income tax													2,582.18	2,174.56	7,296.86	(94.47)
Tax expense													(47.67)	147.83	(219.59)	-
Other Comprehensive Income													-	-	-	-
Total comprehensive income/(loss) for the period/year													2,534.51	2,322.39	7,077.27	(94.47)

* Above mentioned segment details for the quarter and nine months ended 31 December 2018 are not provided since the amounts for these periods are Nil.

52. Operating segments (continued)

An analysis of SPV wise Segment Revenues and Segment Results is given below *

For the quarter ended 31 December 2019

Particulars	REIT	MPPL	EOPPL	UPPL	EEPL	GSPL	ETPL	OBPL	QBPL	QBPL	VCPL	IENMPL	Total
Segment Revenue													
Commercial Office Segment	-	2,181.42	372.55	-	-	225.35	256.48	362.32	228.00	375.04	349.82	370.72	4,721.70
Hospitality Segment	-	-	-	215.91	-	-	-	-	-	138.26	-	-	354.17
Others	-	-	-	-	382.66	-	-	-	-	-	-	-	382.66
Total	-	2,181.42	372.55	215.91	382.66	225.35	256.48	362.32	228.00	513.30	349.82	370.72	5,458.53
Net Operating Income (segment results)													
Commercial Office Segment	-	2,049.75	356.05	-	-	174.72	234.39	280.06	191.59	292.28	303.34	330.59	4,212.77
Hospitality Segment	-	-	-	99.47	-	-	-	-	-	(14.50)	-	-	84.97
Others	-	-	-	-	341.24	-	-	-	-	-	-	-	341.24
Total	-	2,049.75	356.05	99.47	341.24	174.72	234.39	280.06	191.59	277.78	303.34	330.59	4,638.98

For the quarter ended 30 September 2019

Particulars	REIT	MPPL	EOPPL	UPPL	EEPL	GSPL	ETPL	OBPL	QBPL	QBPL	VCPL	IENMPL	Total
Segment Revenue													
Commercial Office Segment	-	2,175.79	281.51	-	-	222.23	240.30	334.11	226.30	363.45	364.96	353.82	4,562.47
Hospitality Segment	-	-	-	244.60	-	-	-	-	-	66.16	-	-	310.76
Others	-	-	-	-	332.81	-	-	-	-	-	-	-	332.81
Total	-	2,175.79	281.51	244.60	332.81	222.23	240.30	334.11	226.30	429.61	364.96	353.82	5,206.04
Net Operating Income (segment results)													
Commercial Office Segment	-	2,042.98	260.13	-	-	161.66	219.13	236.92	189.96	290.27	315.08	311.57	4,027.70
Hospitality Segment	-	-	-	108.15	-	-	-	-	-	(55.20)	-	-	52.95
Others	-	-	-	-	303.14	-	-	-	-	-	-	-	303.14
Total	-	2,042.98	260.13	108.15	303.14	161.66	219.13	236.92	189.96	235.07	315.08	311.57	4,383.79

For the nine months ended 31 December 2019

Particulars	REIT	MPPL	EOPPL	UPPL	EEPL	GSPL	ETPL	OBPL	QBPL	QBPL	VCPL	IENMPL	Total
Segment Revenue													
Commercial Office Segment	-	6,489.07	1,161.12	-	-	673.82	667.50	1,051.80	682.96	1,113.22	1,070.19	1,112.70	14,022.38
Hospitality Segment	-	-	-	666.30	-	-	-	-	-	223.08	-	-	889.38
Others	-	-	-	-	1,103.85	-	-	-	-	-	-	-	1,103.85
Total	-	6,489.07	1,161.12	666.30	1,103.85	673.82	667.50	1,051.80	682.96	1,336.30	1,070.19	1,112.70	16,015.61
Net Operating Income (segment results)													
Commercial Office Segment	-	6,067.47	1,083.14	-	-	506.26	602.48	788.83	574.11	879.88	926.61	996.59	12,425.37
Hospitality Segment	-	-	-	277.61	-	-	-	-	-	(153.70)	-	-	123.91
Others	-	-	-	-	1,001.87	-	-	-	-	-	-	-	1,001.87
Total	-	6,067.47	1,083.14	277.61	1,001.87	506.26	602.48	788.83	574.11	726.18	926.61	996.59	13,551.15

For the year ended 31 March 2019

Particulars	REIT	MPPL	EOPPL	UPPL	EEPL	GSPL	ETPL	OBPL	QBPL	QBPL	VCPL	IENMPL	Total
Segment Revenue													
Commercial Office Segment	-	-	-	-	-	-	-	-	-	-	-	-	-
Hospitality Segment	-	-	-	-	-	-	-	-	-	-	-	-	-
Others	-	-	-	-	-	-	-	-	-	-	-	-	-
Total	-	-	-	-	-	-	-	-	-	-	-	-	-
Net Operating Income (segment results)													
Commercial Office Segment	-	-	-	-	-	-	-	-	-	-	-	-	-
Hospitality	-	-	-	-	-	-	-	-	-	-	-	-	-
Others	-	-	-	-	-	-	-	-	-	-	-	-	-
Total	-	-	-	-	-	-	-	-	-	-	-	-	-

* Above mentioned segment details for the quarter and nine months ended 31 December 2018 are not provided since the amounts for these periods are Nil

53 **Related party disclosures**

I. **List of related parties**

A. **Parties to Embassy Office Parks REIT**

Embassy Property Developments Private Limited - Co-Sponsor
 BRE/ Mauritius Investments - Co-Sponsor
 Embassy Office Parks Management Services Private Limited - Investment Manager or Manager
 Axis Trustee Services Limited - Trustee

The co-sponsor groups consist of the below entities

Embassy Property Developments Private Limited - Co-Sponsor
 Embassy Property Developments Private Limited
 Embassy One Developers Private Limited
 D M Estates Private Limited
 Embassy Services Private Limited
 Golfinks Properties Private Limited

BRE/ Mauritius Investments - Co-Sponsor

SG Indian Holding (NQ) Co. I Pte. Limited
 SG Indian Holding (NQ) Co. II Pte. Limited
 SG Indian Holding (NQ) Co. III Pte. Limited
 BRE/Mauritius Investments II
 BREP NTPL Holding (NQ) Pte Limited
 BREP VII NTPL Holding (NQ) Pte Limited
 BREP Asia SBS NTPL Holding (NQ) Limited

BREP VII SBS NTPL Holding (NQ) Limited
 BREP GML Holding (NQ) Pte Limited
 BREP VII GML Holding (NQ) Pte Limited
 BREP Asia SBS GML Holding (NQ) Limited
 BREP VII SBS GML Holding (NQ) Limited
 BREP Asia SG Oxygen Holding (NQ) Pte Limited
 BREP VII SG Oxygen Holding (NQ) Pte Limited

BREP Asia SBS Oxygen Holding (NQ) Limited
 BREP VII SBS Oxygen Holding (NQ) Limited
 BREP Asia HCC Holding (NQ) Pte Limited
 BREP VII HCC Holding (NQ) Pte Limited
 BREP Asia SBS HCC Holding (NQ) Limited
 BREP VII SBS HCC Holding (NQ) Limited
 India Alternate Property Limited

BREP Asia SG Indian Holding (NQ) Co II Pte. Limited
 BREP VII SG Indian Holding (NQ) Co II Pte. Limited
 BREP Asia SBS Holding-NQ CO XI Limited
 BREP VII SBS Holding-NQ CO XI Limited

Directors & KMPs of the Investment Manager (Embassy Office Parks Management Services Private Limited)

Directors

Jitendra Virwani
 Tuhin Parikh
 Vivek Mehm
 Ranjan Ramdas Pai
 Anuj Puri (w.e.f 6 August 2018)
 Punita Kumar Sinha (w.e.f 6 August 2018)
 Robert Christopher Heady (w.e.f 6 August 2018)
 Aditya Virwani (w.e.f 6 August 2018)
 Ashesh Moha - Director (w.e.f 28 June 2019, alternate to Robert Christopher Heady)

KMPs

Michael David Holland - CEO (w.e.f 6 August 2018)
 Rajesh Kaimal - CFO (w.e.f 6 August 2018)
 Ramesh Periasamy - Company Secretary (w.e.f 7 January 2019)

B. **Joint Venture**

Golfink Software Parks Private Limited

C. **Other related parties with whom the transactions have taken place during the period/year**

Vikas Telecom Private Limited
 Dynasty Properties Private Limited
 Snap Offices Private Limited
 (formerly known as Stylus Commercial Services Private Limited)
 Udhyan Investments Private Limited
 Synergy Property Development Services Private Limited (Upto 5 November 2019)
 Embassy Industrial Parks Private Limited
 Golfinks Embassy Management Services LLP
 Golfinks Park Management Services LLP
 Wework India Management Private Limited
 Embassy Shelters Private Limited
 Manyata Builders Private Limited
 Manyata Projects Private Limited
 FIFC Condominium

Reddy Veeranna Constructions Private Limited
 Embassy Construction Private Limited
 K J George
 Mac Charles (India) Limited
 Lounge Hospitality LLP
 EPDPL Coliving Operation LLP
 EPDPL Coliving Private Limited
 Embassy Projects Private Limited

53 **Related party disclosures (contd.)**

II. Related party transactions

Particulars	For the quarter ended 31 December 2019	For the quarter ended 30 September 2019	For the nine months ended 31 December 2019	For the quarter and nine months ended 31 December 2018	For the year ended 31 March 2019
Property Management fees					
Embassy Office Park Management Services Private Limited	125.19	114.60	358.73	-	-
REIT Management fees					
Embassy Office Park Management Services Private Limited	55.34	61.45	158.79	-	-
Common area maintenance					
Embassy Services Private Limited	221.02	179.27	534.98	-	-
Golflinks Embassy Management Services LLP	6.03	6.03	18.09	-	-
FIFC Condominium	17.85	16.85	51.30	-	-
Business consultancy services (capitalised)					
Embassy Property Developments Private Limited	37.23	42.74	110.72	-	-
Recovery of maintenance and electricity charges					
Wework India Management Private Limited	4.84	6.16	18.40	-	-
Income from generation of renewable energy from the tenants of					
Vikas Telecom Private Limited	98.52	73.81	279.21	-	-
Embassy Property Developments Private Limited	17.05	32.60	71.72	-	-
Dynasty Properties Private Limited	9.89	12.25	31.92	-	-
Golflinks Software Park Private Limited	55.40	48.73	160.34	-	-
Security Deposit given/(repaid) to/(by) related party					
Embassy Property Developments Private Limited	(165.35)	(165.36)	(991.50)	-	-
FIFC Condominium	(2.52)	2.52	-	-	-
Capital advances paid (refer note below)					
Embassy Property Developments Private Limited	4,359.69	272.36	4,632.05	-	-
Reddy Veeranna Constructions Private Limited	0.82	6.50	7.32	-	-
Rental income					
Wework India Management Private Limited	21.59	21.59	64.77	-	-
Snap Offices Private Limited	9.21	9.20	27.62	-	-

53 Related party disclosures (contd.)

II. Related party transactions

Particulars	For the quarter ended 31 December 2019	For the quarter ended 30 September 2019	For the nine months ended 31 December 2019	For the quarter and nine months ended 31 December 2018	For the year ended 31 March 2019
Interest income					
Golflinks Software Park Private Limited	15.75	20.44	61.24	-	-
Embassy Services Private Limited	-	3.63	3.63	-	-
Reddy Veeranna Construction Private Limited	-	-	1.53	-	-
Other income					
Embassy Property Developments Private Limited	44.28	-	44.28	-	-
Management Fees					
Golflinks Software Park Private Limited	37.50	-	37.50	-	-
Project management consultancy fees (capitalised)					
Synergy Property Development Services Private limited	-	17.27	58.09	-	-
Amount paid for civil works (capitalised)					
Synergy Property Development Services Private limited	-	89.00	539.28	-	-
Power and fuel expenses					
Embassy Services Private Limited	35.64	19.79	99.09	-	-
Reversal of impairment on investments					
Manyata Projects Private Limited	(156.98)	-	(156.98)	-	-
Investments written off					
Manyata Projects Private Limited	156.98	-	156.98	-	-
Legal and professional charges					
Embassy Services Private Limited	9.68	1.19	13.87	-	-
Security charges					
Embassy Services Private Limited	6.30	3.30	10.60	-	-
Trademark and license fees					
Embassy Shelters Private Limited	0.35	0.36	1.06	-	-
Revenue - Room rentals, sale of food and beverages					
Jitendra Virwani	1.01	0.12	1.13	-	-
Embassy Property Developments Private Limited	2.33	0.92	4.37	-	-
Vikas Telecom Private Limited	1.00	0.16	1.16	-	-
JV Holding Private Limited	0.82	-	0.82	-	-
Others	2.94	0.89	3.89	-	-

53 **Related party disclosures (contd.)**

II. **Related party transactions**

Particulars	For the quarter ended 31 December 2019	For the quarter ended 30 September 2019	For the nine months ended 31 December 2019	For the quarter and nine months ended 31 December 2018	For the year ended 31 March 2019
Investment in debentures					
Golflinks Software Parks Private Limited	-	-	2,500.00	-	-
Redemption of investment in debentures					
Golflinks Software Parks Private Limited	448.51	439.10	1,317.52	-	-
Secondment fees					
Embassy Office Parks Management Services Private Limited	0.35	0.36	1.06	-	-
Trustee fee expenses					
Axis Trustee Services Limited	0.72	0.74	2.20	-	-
Miscellaneous expenses					
Mac Charles (India) Limited	-	0.48	0.48	-	-
Business Promotion expenses					
Lounge Hospitality LLP	0.06	-	0.06	-	-
Reimbursement of expenses					
Embassy Services Private Limited	17.09	19.33	36.42	-	-
Embassy One Developers Private Limited	-	-	-	-	9.54
Embassy Office Parks Management Services Private Limited	-4.19	-47.70	51.89	-	157.50
Initial refundable receipt from Co-sponsor - received / (repaid)					
Embassy Property Development Private Limited	-	-	-	-	0.50

53 **Related party disclosures (contd.)**

II. Related party transactions

Particulars	For the quarter ended 31 December 2019	For the quarter ended 30 September 2019	For the nine months ended 31 December 2019	For the quarter and nine months ended 31 December 2018	For the year ended 31 March 2019
Issue of Unit capital (in exchange of the Investment in equity shares of SPVs)					
Embassy Property Development Private Limited	-	-	-	-	34,645.44
SG Indian Holding (NQ) Co I Pte. Limited.	-	-	-	-	31,228.49
SG Indian Holding (NQ) Co II Pte. Limited.	-	-	-	-	20.24
SG Indian Holding (NQ) Co III Pte. Limited.	-	-	-	-	135.39
BRE/ Mauritius Investments	-	-	-	-	28,083.23
India Alternate Property Limited	-	-	-	-	11,834.10
BREP Asia SG Indian Holding (NQ) Co. II Pte Limited	-	-	-	-	7,770.49
BREP VII SG Indian Holding (NQ) Co II Pte Limited	-	-	-	-	1,941.58
BREP Asia SBS Holding-NQ Co. XI Limited	-	-	-	-	38.24
BREP VII SBS Holding-NQ Co. XI Limited	-	-	-	-	10.66
BREP Asia HCC Holding (NQ) Pte Limited	-	-	-	-	8,548.39
BREP VII HCC Holding (NQ) Pte Limited	-	-	-	-	2,130.08
BREP Asia SBS HCC Holding (NQ) Limited.	-	-	-	-	20.36
BREP VII SBS HCC Holding (NQ) Limited.	-	-	-	-	12.10
BRE/Mauritius Investments II	-	-	-	-	13,689.26
BREP NTPL Holding (NQ) Pte. Limited	-	-	-	-	4,454.94
BREP VII NTPL Holding (NQ) Pte. Limited	-	-	-	-	1,112.97
BREP Asia SBS NTPL Holding (NQ) Limited.	-	-	-	-	21.13
BREP VII SBS NTPL Holding (NQ) Limited	-	-	-	-	6.04
BREP Asia SG Oxygen Holding (NQ) Pte. Limited.	-	-	-	-	9,798.86
BREP VII SG Oxygen Holding (NQ) Pte. Limited	-	-	-	-	2,448.42
BREP Asia SBS Oxygen Holding (NQ) Limited	-	-	-	-	48.25
BREP VII SBS Oxygen Holding (NQ) Limited	-	-	-	-	13.36
BREP GML Holding (NQ) Pte. Limited.	-	-	-	-	3,712.50
BREP VII GML Holding (NQ) Pte. Limited	-	-	-	-	927.45
BREP Asia SBS GML Holding (NQ) Limited	-	-	-	-	17.54
BREP VII SBS GML Holding (NQ) Limited	-	-	-	-	5.01
Margin money kept on behalf of Trust					
Embassy Office Parks Management Services Private Limited	-	-	-	-	20.00

53 Related party disclosures (contd.)

III. Related party balances

Particulars	As at 31 December 2019	As at 31 March 2019	As at 1 April 2018
Security deposits			
Embassy Property Developments Private Limited	-	953.64	-
Advance from Customers			
Vikas Telecom Private Limited	0.11	-	-
Trade payables			
Embassy Services Private Limited	39.35	-	-
Embassy Office Parks Management Service Private Limited	2.98	13.71	-
Embassy One Developers Private Limited	4.10	-	-
FIFC Condominium	1.51	-	-
Unbilled revenue			
Vikas Telecom Private Limited	30.43	-	-
Embassy Property Developments Private Limited	1.33	-	-
Dynasty Properties Private Limited	3.53	-	-
Golfinks Software Parks Private Limited	21.35	-	-
Embassy Services Private Limited	61.92	-	-
Other current financial assets - other receivables from related party			
Embassy Office Parks Management Service Private Limited	9.42	-	-
Embassy Property Developments Private Limited	225.74	225.22	-
Manyata Builders Private Limited	5.52	-	-
Other current financial liabilities			
Embassy Property Developments Private Limited	-	19.33	-
Embassy One Developers Private Limited	-	9.54	-
Embassy Services Private Limited	145.46	-	-
Embassy Office Parks Management Services Private Limited	60.48	158.00	-
Lounge Hospitality LLP	0.06	-	-
FIFC Condominium	2.89	-	-
Current liabilities - payable for purchase of fixed assets			
Embassy Property Developments Private Limited	-	20.94	-
Reddy Veeranna Constructions Private Limited	-	30.00	-
Embassy Office Parks Management Service Private Limited	4.78	-	-
FIFC Condominium	4.88	-	-
Other non-current assets - capital advance			
Embassy Shelters Private Limited	340.32	340.32	-
Reddy Veeranna Constructions Private Limited	4.21	-	-
Other non-current assets - advance paid for purchase of development rights on a land and purchase of land			
Embassy Property Developments Private Limited (refer note below)	13,406.04	8,774.00	-
Advance to suppliers			
Embassy Services Private Limited	1.07	-	-
Trade receivables			
K. J. George	8.12	8.12	-
Embassy Services Private Limited	3.45	-	-
Embassy One Developers Private Limited	1.18	-	-
Golfinks Embassy Management Services LLP	1.44	-	-
Wework India Management Private Limited	0.85	-	-
Others	1.93	2.44	-
Lease deposits			
Wework India Management Private Limited	7.20	7.20	-
Snap Offices Private Limited	4.91	-	-
Investment in Debentures			
Golfinks Software Parks Private Limited	1,182.48	-	-
Pre-paid expenses			
Axis Trustee Services Limited	0.74	-	-
FIFC Condominium	6.95	-	-

53 Related party disclosures (contd.)

III. Related party balances

Particulars	As at 31 December 2019	As at 31 March 2019	As at 1 April 2018
Liability towards margin money kept on behalf of Trust			
Embassy Office Parks Management Services Private Limited	20.00	20.00	-
Corporate guarantee/ letter of undertaking received for loan taken			
Embassy Property Developments Private Limited	-	2,300.00	-
Initial refundable receipt from co-sponsor			
Embassy Property Developments Private Limited	-	0.50	-
Other current financial liabilities - Security deposit			
Vikas Telecom Private Limited	105.00	105.00	-
Golflinks Software Parks Private Limited	80.00	80.00	-

Notes:

Manyata Promoters Private Limited ('MPPL') and Embassy Property Developments Private Limited ('EPDPL') entered into a co-development agreement whereby EPDPL shall develop 1 msf M3 Block A bare shell building to be handed over to MPPL by agreed delivery date for a consideration of Rs.6,550 million to EPDPL, of which Rs.6,016.20 million has already been paid as of December 31, 2019. The carrying cost in the consolidated financial statements of the above advance is Rs 9,150.19 million as at 31 December 2019 which includes one time fair valuation gain on purchase price allocation on acquisition by the REIT (refer note 50). Subsequently during quarter ended December 31, 2019, to further consolidate/expand the M3 land parcel within Embassy Manyata campus, MPPL and EPDPL entered into another co-development agreement whereby EPDPL shall develop 0.6 msf M3 Block B bare shell building to be handed over to MPPL by agreed delivery date of March 2023 for a consideration of Rs.6,767 million to EPDPL, of which Rs 4,255.85 million has already been paid as of December 31, 2019. As per terms of both of these co-development agreements, consideration is contingent on pre-defined leasing timelines and Net Operating Income. Further, EPDPL is liable to pay a compensation for any delay in delivery beyond agreed date of respective blocks. MPPL has also appointed EPDPL as the development manager, to convert the bare shell buildings to warm shell and obtain the occupancy certificate for the buildings by agreed timeline for an agreed consideration. Further, interest as agreed and approved by the Board of MPPL is payable by EPDPL to MPPL upto the date of completion of the M3 Block B.

54 Transition to Ind AS 116

On transition, the Embassy Office Parks Group has applied a single discount rate to a portfolio of leases of similar assets in similar economic environment with similar end date. The Embassy Office Parks Group has elected not to recognise right-of-use assets and lease liabilities for short-term leases of all assets that have a lease term of 12 months or less and leases of low-value assets.

On transition, the Embassy Office Parks Group recognised a lease liability measured at the present value of the remaining lease payments. The right-of-use asset is recognised at an amount equal to the lease liability measured on the transition date. Accordingly, a right-of-use asset of Rs. 312.13 million and a corresponding lease liability of Rs. 312.13 million has been recognised. The principal portion of the lease payments have been disclosed under cash flows from financing activities. The lease payments for operating leases as per Ind AS 17 - Leases, were earlier reported under cash flows from operating activities.

On application of Ind AS 116, the nature of expenses has changed from lease rent in previous periods to depreciation cost for the right-to-use asset, and finance cost for interest accrued on lease liability.

Group as a lessor

The Embassy Office Parks Group is not required to make any adjustments on transition to Ind AS 116 for leases in which it acts as a lessor, except for a sub-lease. The Embassy Office Parks Group accounted for its leases in accordance with Ind AS 116 from the date of transition. The Group does not have any significant impact on account of sub-lease on the application of this standard.

The details of the right-of-use assets (capitalised under leasehold land) held by the Group is as follows:

	Balance as on transition date (1 April 2019)	Depreciation for the period	Carrying amount as at 31 December 2019
Leasehold land	312.13	2.96	309.17
Total	312.13	2.96	309.17

Impact of application of Ind AS 116:

	Quarter ended 31 December 2019	Nine months ended 31 December 2019
Increase in Depreciation	(0.99)	(2.96)
Increase in Interest on lease liabilities	(7.80)	(23.41)
Decrease in Rental expenses	5.09	15.27
Impact on Profit before tax	(3.70)	(11.10)

55 Details of utilisation of proceeds of IPO are as follows:

Objects of the issue as per the prospectus	Proposed utilisation	Actual utilisation upto 31 March 2019	Unutilised amount as at 31 March 2019	Actual utilisation upto 31 December 2019	Unutilised amount as at 31 December 2019
Partial or full repayment or pre-payment of bank/ financial institution debt of certain SPVs	37,100.00	-	37,100.00	37,100.00	-
Payment of consideration for acquisition of the Embassy One	4,681.93	4,681.93	-	4,681.93	-
General purposes including issue expenses	5,718.07	-	5,718.07	5,718.07	-
Total	47,500.00	4,681.93	42,818.07	47,500.00	-

56 Distributions

The Board of Directors of the Manager has declared a distribution per unit of Rs 6.10 to the Unitholders of the REIT for the third quarter | October 2019 to 31 December 2019 in their Board meeting held on 05 February 2020. The distributions of Rs 6.10 per unit comprises Rs 2.50 per unit in the form of interest payment and the balance Rs 3.60 per unit in the form of amortization of SPV debt.

Along with distribution of Rs. 11.40 per unit for the half-year ended 30 September 2019 the cumulative distribution for nine months ended 31 December 2019 aggregates to Rs. 17.50 per unit.

57 The Condensed Consolidated Financial Statements have been prepared in accordance with Indian Accounting Standards 34 "Interim Financial Reporting" read with in Rule 2(1)(a) of the Companies (Indian Accounting Standards) Rules, 2015 prescribed under Section 133 of the Companies Act, 2013 ('Ind AS'), to the extent not inconsistent with SEBI Circular. Accordingly, Embassy Office Parks Group has prepared condensed consolidated financial statements which comply with Ind AS applicable for nine months ended on 31 December 2019, together with the comparative period data as at and for the year ended 31 March 2019, as described in the summary of significant accounting policies. In preparing these condensed consolidated financial statements, Embassy Office Parks Group's opening balance sheet was prepared as at 1 April 2018, which is the date of transition to Ind AS. Further, the accompanying Condensed Consolidated Financial Statements for the nine months ended 31 December 2019 may require adjustment before constituting the final consolidated Ind AS financial statements as of and for the year ending 31 March 2020.

58 The REIT acquired the SPVs by issuing units to the erstwhile shareholders of the SPVs on 22 March 2019. The results of the SPVs have been consolidated accordingly and hence the numbers are not comparable. Further, the consolidated figures for the corresponding quarter and nine months ended December 31, 2018 as reported in these Condensed Consolidated Financial Statements have been compiled by the management and approved by the Board of Directors to give a true and fair view of the results in accordance with Ind AS. This information has not been subject to any limited review or audit.

The condensed consolidated financial statements of the Embassy Office Parks Group for the year ended 31 March 2019 have been audited by a firm of chartered accountants other than S R Batliboi & Associates LLP.

for S R Batliboi & Associates LLP

Chartered Accountants

Firm's registration number: 101049W/E300004



Adarsh Ranka
Partner

Membership number: 209567


Place: Mumbai

Date: 14 February 2020

for and on behalf of the Board of Directors of

Embassy Office Parks Management Services Pvt Ltd

(as Manager to the Embassy Office Parks REIT)



Jitendra Virwani
Director

DDIN: 00027674

Place: Mumbai

Date: 14 February 2020



Tuhin Parikh
Director

DIN: 00544890

Place: Mumbai

Date: 14 February 2020

Embassy Office Parks REIT Announces Third Quarter FY 2019-20 Results and Quarterly Distributions of Rs. 4,707 million

Quarter marked by strong leasing, delivery of under-construction blocks ahead of schedule and completion of first acquisition since listing

Bengaluru, India, February 14, 2020

Embassy Office Parks REIT (NSE: EMBASSY / BSE: 542602) (**'Embassy REIT'**), India's first listed REIT and the largest in Asia by area, reported results today for the fiscal third quarter ended December 31, 2019.

The Board of Directors of Embassy Office Parks Management Services Private Limited (**'EOPMSPL'**), Manager to Embassy REIT, at its Board Meeting held earlier today, declared a distribution of Rs. 4,707 million or Rs. 6.1 per unit for 3Q FY2020. The cumulative distribution for YTD FY2020 totals Rs.13,504 million or Rs.17.5 per unit. The record date for the 3Q FY2020 distribution is February 24, 2020 and the distribution will be paid on or before February 29, 2020.

Commenting on the quarterly results, Michael Holland, Chief Executive Officer of Embassy REIT said, "Our office portfolio continues to deliver. In 2019, leasing across the Indian markets crossed a record 60 million square feet ("msf"), again underlining the strength of India's office sector as the leading office absorption market globally. We continue to capitalize on this occupier demand, driven by international corporations, through consistent leasing, early delivery of our accretive development pipeline, commencement of additional on-campus office developments and the acquisition of additional area to support further growth at our largest business park."

Financial Highlights

- Revenue from Operations for 3Q FY2020 grew year-on-year by 14% to Rs. 5,459 million and cumulatively grew year-on-year by 16% for YTD FY2020
- Net Operating Income for 3Q FY2020 grew year-on-year by 16% to Rs. 4,639 million and cumulatively grew year-on-year by 17% for YTD FY2020
- Net Operating Income margin for 3Q FY2020 and YTD FY2020 was 85% reflecting scale efficiencies and low manager fees
- Raised Rs.16,400 million debt at 9.03%; balance sheet continues to be conservatively levered with Net Debt to TEV (Total Enterprise Value) at 12% as of December 31, 2019

Business Highlights

- Portfolio occupancy increased to 95.1% as on December 31, 2019, an increase of 220 bps year-on-year and 40 bps quarter-on-quarter
- New leasing for 3Q FY2020 was c.527k sf with a strong forward pipeline of c.500k sf
- Cumulative new leasing for YTD FY2020 stood at record c.1.7 msf delivering on embedded growth with a 56% mark-to-market spread on c.1.1 msf of re-leasing

Growth Initiatives

- Delivered c.1.4 msf of office space ahead of schedule with 44% pre-committed to occupiers
- Launched next phase of growth with an additional c.2.6 msf of on-campus projects
- Acquired 0.6 msf leasable area within the overall Embassy Manyata business park in Bengaluru, at 9.25% initial yield on development completion in 4Q FY2023

Investor Materials and Quarterly Investor Call Details

Embassy REIT has released a package of information on the quarterly results and performance, that includes (i) unaudited condensed standalone and condensed consolidated financial statements for the quarter and nine months ended December 31, 2019, (ii) an investor presentation covering 3Q FY2020 results, and (iii) supplemental operating and financial data book that is in line with leading reporting practices across global REITs. All these materials are available in the Investor Relations section of the REIT's website at ir.embassyofficeparks.com

Embassy REIT will host a conference call on February 14, 2020 at 18:30 hours Indian Standard Time to discuss the 3Q FY2020 results. A replay of the call will be available till February 29, 2020 on the Investor Relations section of the REIT's website at ir.embassyofficeparks.com

Disclaimer

This press release is prepared for general information purposes only. The information contained herein is based on management information and estimates. It is only current as of its date, has not been independently verified and may be subject to change without notice. Embassy Office Parks Management Services Private Limited ("the Manager") and Embassy REIT make no representation or warranty, express or implied, as to, and do not accept any responsibility or liability with respect to, the fairness and completeness of the content hereof. Each recipient will be solely responsible for its own assessment of the market and the market position of Embassy REIT.

This press release contains forward-looking statements. Forward-looking statements involve known and unknown risks, uncertainties and other factors, which may cause the actual results, financial condition, performance, or achievements or industry results, to differ materially from those expressed or implied by such forward-looking statements. Given these risks, uncertainties and other factors, recipients of this press release are cautioned not to place undue reliance on these forward-looking statements. The Manager assumes no responsibility to amend or update any forward-looking statements.

This press release contains certain financial measures which are not measures determined based on GAAP, Ind-AS or any other internationally accepted accounting principles, and the recipient should not consider such items as an alternative to the historical financial results or other indicators of the Embassy REIT's cash flow based on Ind-AS or IFRS. These non-GAAP financial measures, as defined by the Manager, may not be comparable to similarly titled measures as presented by other REITs due to differences in the way non-GAAP financial measures are calculated. Even though the non-GAAP financial measures are used by management to assess the Embassy REIT's financial position, financial results and liquidity and these types of measures are commonly used by investors, they have important limitations as analytical tools, and you should not consider them in isolation or as substitutes for analysis of the Embassy REIT's financial position or results of operations as reported under Ind-AS.

Investors should also take note that Embassy REIT was listed on April 1, 2019 and the Embassy REIT assets were acquired between March 22, 2019 to March 25, 2019. Accordingly, the comparative quarterly financial information has been prepared by comparing unaudited combined financial statements for the quarter ended December 31, 2018 and audited combined financial statements for the nine months ended December 31, 2018 (assuming that the Embassy REIT held the REIT assets in its present form during quarter and nine months ended December 31, 2018) as against unaudited condensed consolidated financial statements for the quarter and nine months ended December 31, 2019.

About Embassy REIT

Embassy Office Parks is India's first and only listed REIT. Embassy REIT comprises 24.8 msf of completed and operational commercial properties across India. With approximately 8.5 msf of on-campus development in the pipeline, the total portfolio spans 33.3 msf across seven Grade A office parks and four city-center office buildings in India's best performing office markets of Bengaluru, Mumbai, Pune and the National Capital Region (NCR). The portfolio is home to over 160 blue chip corporate occupiers, and comprises 75 buildings with strategic amenities, including two completed hotels, two under-construction hotels, and a 100MW(AC) solar park that supplies renewable energy to park tenants.

For more information please contact:

Ritwik Bhattacharjee
Head of Investor Relations
Email: ir@embassyofficeparks.com
Phone: +91 80 3322 2222