



KPI GREEN ENERGY LIMITED

(Formerly known as K.P.I. Global Infrastructure Limited)

CIN: L40102GJ2008PLC083302



KPI/INV/PPT/2024/514

Date: June 3, 2024

BSE Limited

Phiroze Jeejeebhoy Towers,
Dalal Street,
Mumbai - 400 001

National Stock Exchange of India Limited

Exchange Plaza,
Bandra Kurla Complex,
Bandra (E), Mumbai - 400051

Scrip Code: 542323

Symbol: KPIGREEN

Dear Sir/Madam,

Sub.: Investor Presentation for the year and quarter March 31, 2024

Apropos the captioned subject and in furtherance to the investor presentation submitted to the stock exchange on April 25, 2024, please find attached herewith the investor presentation featuring detailed information and data for the quarter and year ended March 31, 2024.

This is for your information and records.

Thanking you,

Yours faithfully,

For KPI Green Energy Limited

Moh. Sohil Yusuf Dabhoya

Whole Time Director

DIN: 07112947



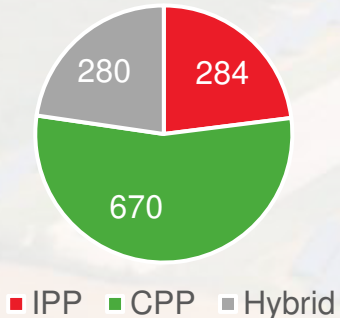
KPI Green Energy Limited Investor Presentation

June 2024

Company Overview

- We are one of the leading Gujarat based renewable power generating company, operating both as an Independent Power Producer (IPP) and Captive Power Producer (CPP)
- In Gujarat currently, we are one of the market leaders for solar energy by way of third-party sales
- With a dedicated team of experts at the helm, we constantly optimize our power plants to deliver uninterrupted and reliable renewable energy to our clients
- Our total Project Sites: 33
- Our total Employee Strength: 339+ full time employees

Current Order Book Profile (~1.23 GW)



- Together with the existing sites, we have a secured cumulative capacity of ~1.68 GW
- This includes cumulative Hybrid capacity of ~334 MW

Key Financial Metrics on a Consolidated Basis

Particulars		FY2021	FY2022	FY2023	FY2024
Total Capacity	MW	58	165	312	445
IPP	MW	49	100	137	158
CPP		9	65	175	287
Total Income	INR Cr	103.9	231.5	647.0	1,030.8
% growth y-o-y	%	74.6%	123.7%	179.5%	59.3%
IPP Revenue Share	%	46.4%	24.9%	14.6%	17.5%
IPP EBITDA Margin	%	79.2%	75.1%	73.9%	75.8%
CPP Revenue Share	%	47.9%	72.7%	84.7%	82.5%
CPP EBITDA Margin	%	48.9%	36.6%	25.3%	24.3%
Blended EBITDA	INR Cr	64.2	110.4	211.7	343.7
Blended EBITDA Margin	%	61.6%	47.7%	32.6%	33.3%
PAT	INR Cr	14.3	43.2	109.6	161.7
PAT Margin	%	13.8%	18.7%	16.9%	15.7%
ROCE ⁽¹⁾	%	13.5%	19.5%	24.2%	18.2%
ROE ⁽²⁾	%	12.8%	28.1%	42.5%	19.3%
DER	times	2.1x	2.2x	2.0x	1.0x

Note: Capacity mentioned are in DC

⁽¹⁾ ROCE – EBIT/Capital Employed

⁽²⁾ ROE – PAT/ Net Worth

KPI Green Energy Journey

2008

KPI Green Energy was established

2013

- Received a GEDA registration certificate for developing a 15 MW Solar plant in Bharuch
- Received Power evacuation (PE) approval from the Gujarat Energy Transmission Corporation Limited (GETCO) for the first 15 MW

2014

- Commencement of 66 KV Transmission Line construction from Sudi plant to GETCO's Amod Substation for power evacuation

2015

- Signing of the first PPA and beginning of construction of the solar plant
- Successful completion and charging of the 66KV Transmission Line

2016

Commissioning of the first 1.5MW of solar plant and commencing the sale of power

2017

- Received GETCO approval for the next 15 MW (Total 30 MW) evacuation
- Received GETCO approval for the laying of a second circuit on a 66 KV Transmission line using a panther conductor

2018

- Received a GEDA registration certificate for developing the next 25 MW Solar plant
- Power Finance Corporation Ltd. (PFC) approved and signed a facility agreement to part finance 25 MW solar plant
- Launched a new segment of business under the Captive Power Producer (CPP) category and commissioned the first CPP solar plant

2019

- Successfully commissioned 15 MW of capacity for Phase 1 under the Independent Power Producer (IPP) category
- Successfully listed on the SME platform of BSE

2020

- Successfully commissioned an additional 25 MW of capacity, aggregating to ~40.70 MW under the Independent Power Producer (IPP) category

2021

- Successfully commissioned incremental IPP capacity, aggregating to ~49.20 MW. Also, charged a new 11kv transmission line for power evacuation capacity for CPP clients
- Successfully migrated to the Main Board platform of Stock Exchanges

2022

- Successfully achieved the milestone of ~100 MW of capacity energised under the IPP segment
- Successfully energised ~65 MW of capacity under the CPP segment
- KPI Global Infrastructure Ltd. has been renamed '**KPI Green Energy Limited**'

2023

- ICRA has upgraded our credit rating from BBB+ to A-
- Successfully commissioned 26.10 MW first IPP Hybrid Project
- Successfully achieved the milestone of 300+ MW of cumulative capacity energised (IPP+CPP)
- Procured 200MW Solar PV project from GUVNL

2024


- Procured 305MW Solar project from Aditya Birla Renewables
- Successfully achieved the milestone of 445+ MW of cumulative capacity energized (IPP+CPP)
- Procured 50MW Hybrid Project from GUVNL

Revenue Model

IPP (Independent Power Producer)

- Develops and maintains grid-connected solar power projects as IPP and generates revenue by selling power units generated from our solar plants through Power Purchase Agreements (PPAs) with reputed business houses
- Currently carried out at sites located in Sudi, Samiyala, Tanchha, Bhimpura, Kurchan, Muler and Vedcha villages of Bharuch district, Gujarat
- Total projects completed under IPP: ~158 MW (DC)

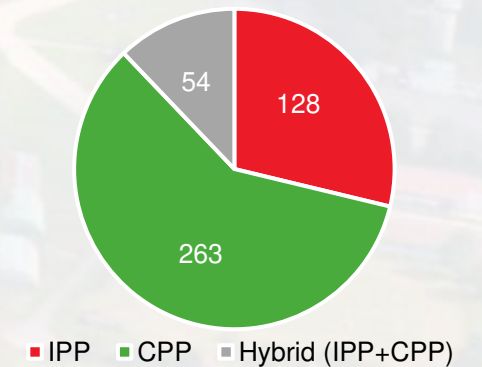
Unit generation growth under IPP (Units = kWh)



CPP (Captive Power Producer)

- Develops, transfers operates and maintains grid-connected solar power projects for CPP customers and generates revenue by selling these projects to CPP customers for their captive use requirements
- Completed CPP sites in Sudi, Bhimpura, Kurchan, Muler, Ochchan, Jhanor, Bhensali, Vagra and Vedcha villages of Bharuch district, Gujarat
- KPI Green Energy develops solar power projects on behalf of CPP customers by entering into a turnkey agreement enabling CPP customers to not only use a common pool of grid-connected land to establish and generate solar power, but also provide ready-made common infrastructures to evacuate power, using our transmission line from solar plants to the nearest GETCO Substation
- Long term O&M contract in line with PPA term
- Total projects completed under CPP: ~287 MW (DC)

Capacity Energized till FY24 (~445 MW)



* Hybrid includes both IPP and CPP

Project Execution Process



Project Evaluation

- Land and Site Collection – assessing factors like solar and wind resource potential, land availability, environmental impact, and proximity to requisite electrical infrastructure
- Feasibility study - technical, financial and regulatory
- Energy Sales & Offtake Arrangements
- Financing and Funding



Project Execution

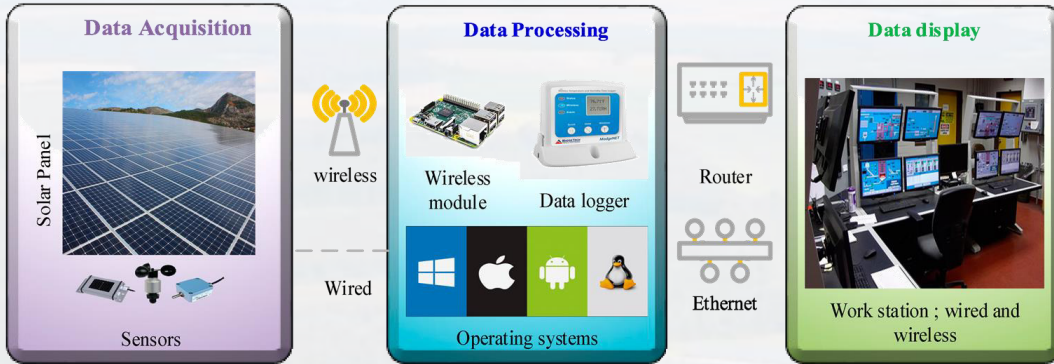
- Designing and Engineering - develop detailed project plans, including the solar/wind array layout, electrical system design, and structural considerations
- Procurement – negotiating commercial and technical terms
- Construction Management – ensure design specification, safety standards and timelines
- Grid Interconnection



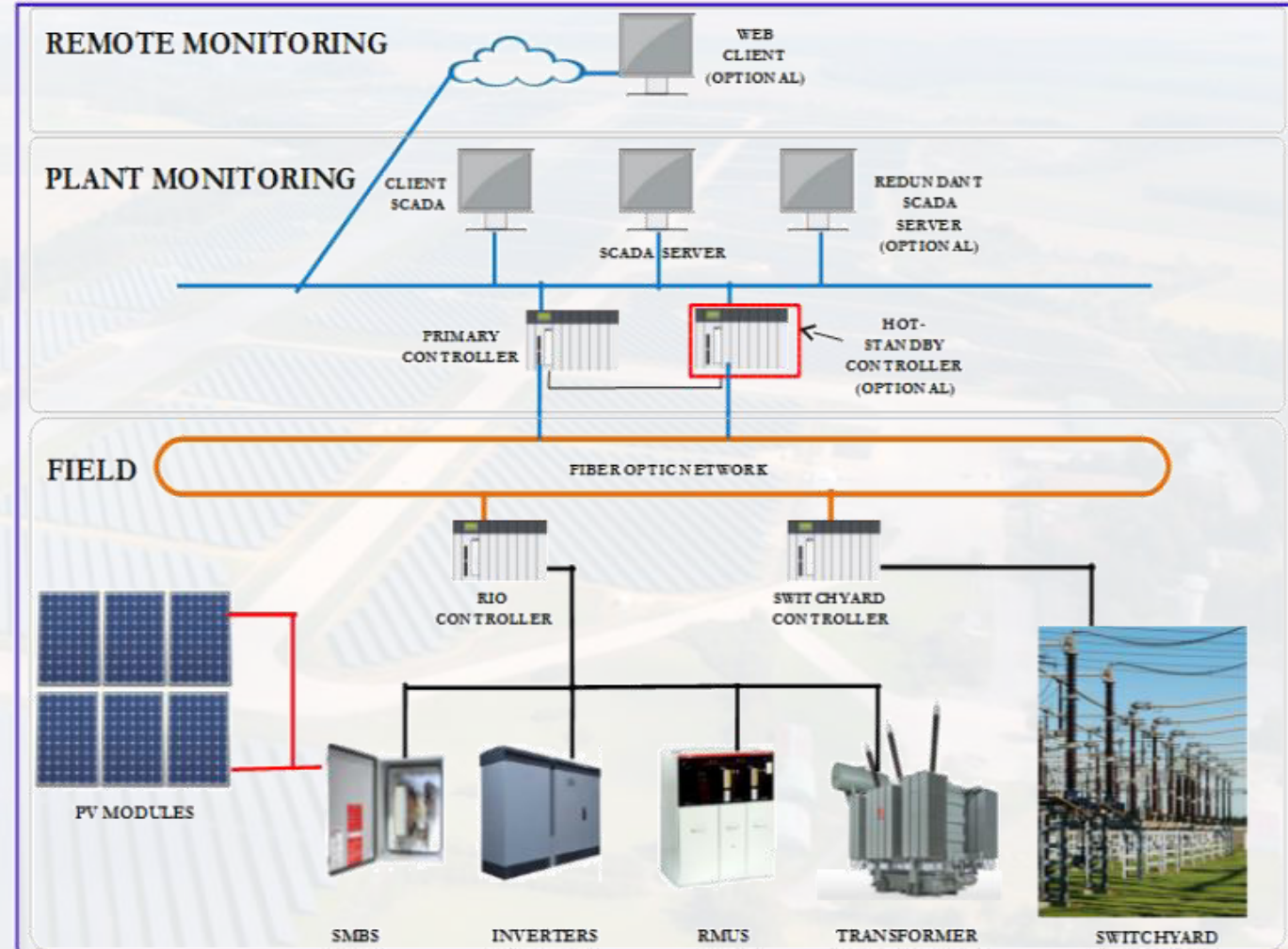
Project Monitoring and Controlling

- Operation and Maintenance – including monitoring system performance, scheduling routine maintenance
- Risk Management – assess and manage project related risks inter alia risk relating to weather, equipment failures
- Stakeholder Engagement
- Monitoring and Reporting – track energy production data

O&M Capabilities











- Professional team of ~94 members to look after O&M
- Monitoring energy production at each level, effective data interpretation, Trending and Analytics for continuous improvement, preventive maintenance, fault restoration and Spare parts and inventory management
- Entire O&M is carried out using advanced digital technology through SCADA (Supervisory Control And Data Acquisition) System which collects data remotely, presents on screen in the form of dashboard and also stores for future analysis
- High resolution CCTV cameras systems are used to carry out plant surveillance and record videos for future use
- Customized Robotic System deployed for efficient and waterless cleaning of solar panels



Strong Execution Capabilities

Current Capacity + Order Book = ~1.68 GW Secured Capacity

~15yrs Renewable Energy Expertise

 <p>33 sites with 1,657+ MW Cumulative Power Evacuation Capacity</p>	 <p>Cumulative Energized Capacity: ~445 MW</p>
 <p>Market Capitalization as on May 31, 2024, was 10,974+ Crores</p>	 <p>Order Book: ~1.23+ GW</p>
 <p>2,217+ Acres of land bank (Owned + Leased)</p>	 <p>~21.26 Cr units of power generated in FY24</p>
 <p>Equipment expertise</p>	 <p>Comprehensive O&M Support</p>

Summary of Key Projects already commissioned

Client	Capacity (MW)	Type of Project	COD Date*
Sudi Project#	~66.2 MW	IPP-Solar	Over CY 2016-21
Greenlab Diamonds#	~34.4 MW	CPP-Solar	Jan - June 2023
Bhungar Project#	~26.1 MW	IPP-Hybrid	Apr-2023

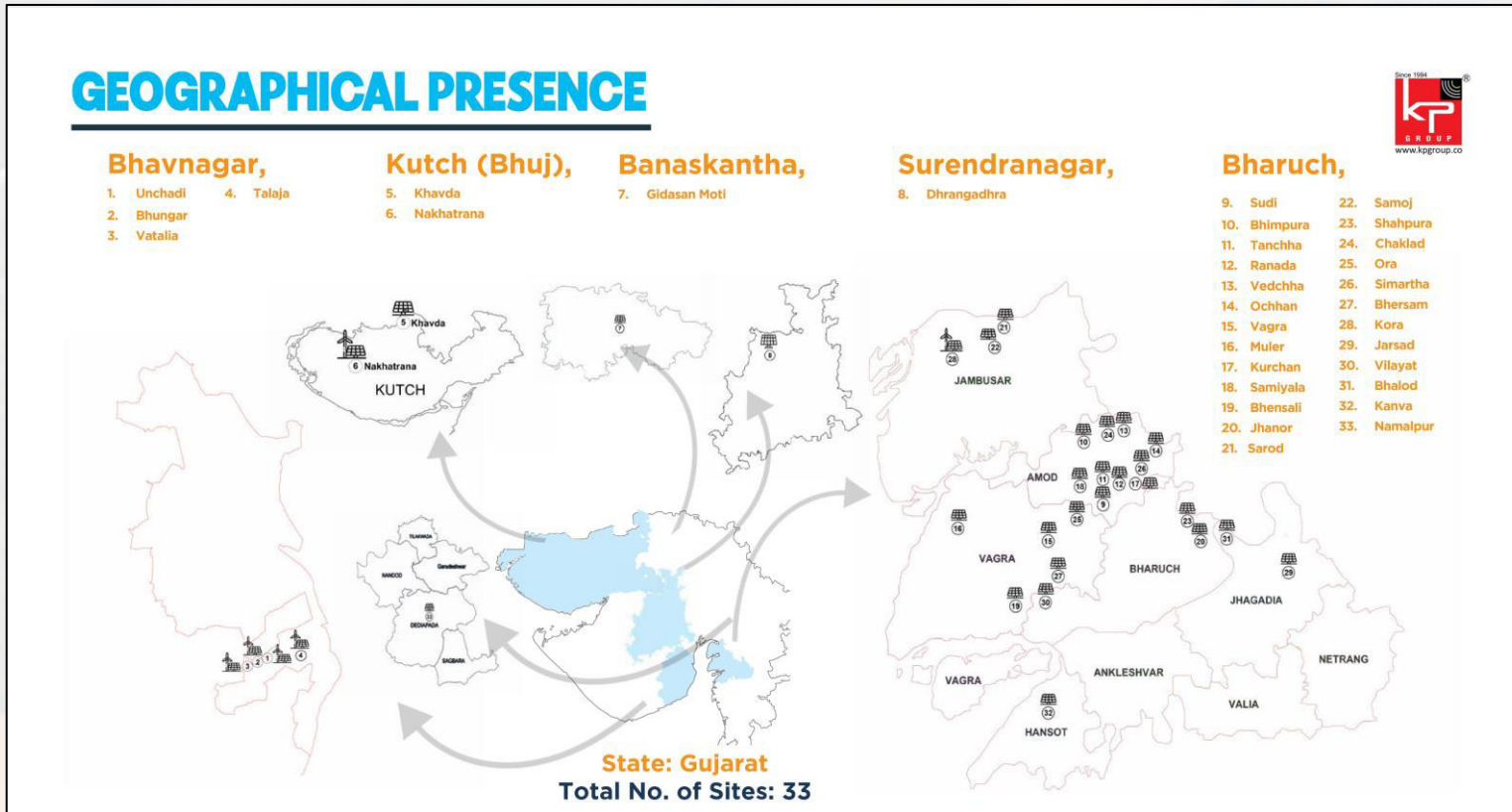
Summary of Key Projects under execution

Client	Capacity (MW)	Type of Project	Location
Ayana Renewable	~145.2 MW	CPP-Hybrid	Wanki
MAHAGENCO	~100 MW	CPP-Solar	Maharashtra
GUVNL	~200 MW	IPP-Solar	Khavda
Aditya Birla Renewables	~305 MW	CPP-Solar	Wanki, Dhwarka
GUVNL	~50 MW	IPP-Hybrid	Khavda

* Commercial Operation Date # Data provided by the company

Project Sites

- The Government of Gujarat is now actively working to harness the State's substantial RE potential of ~36 GW of solar capacity and ~143 GW wind capacity. And has set a target of achieving ~100GW of renewable energy capacity by 2030. This will make Gujarat a leader in renewable energy development in India ⁽¹⁾
- KPI Green Energy is a leading Solar player and one of the market leaders for solar energy by way of third-party sales in Gujarat



- We are in the process of diversifying to other solar sufficient states
- We have recently signed a memorandum of understanding (MoU) with Mahatma Phule Renewable Energy and Infrastructure Technology Limited (Mahapreit), a subsidiary of Maharashtra's MPBCDC, to work on various projects centered around renewable energy

Key Strengths

Strong Pipeline and large land bank

~1.23 GW of Orders in Hand (including IPP, CPP, Hybrid) and GUVNL Tender
 Land bank of ~2,217 Acres with evacuation approval of ~1,657 MW

Established track record of strong execution capabilities

~445 MW Capacity energized till FY24. Strong client base with long-term PPA contracts

Industry Potential

Indian Solar market is expected to add additional 130-140GW over fiscal 2024-2028

Product innovation through use of key technologies to augment efficiency

Building Hybrid capability, augmenting potential through technology – Robotics cleaning, bifacial solar panels, tracker-based structures, Drone and thermal imaging

Professional and experienced leadership team


Experienced team headed by Dr. Faruk Patel. Also benefits from the supervisory board comprising of Industry experts

Robust Operational and Financial Metrics

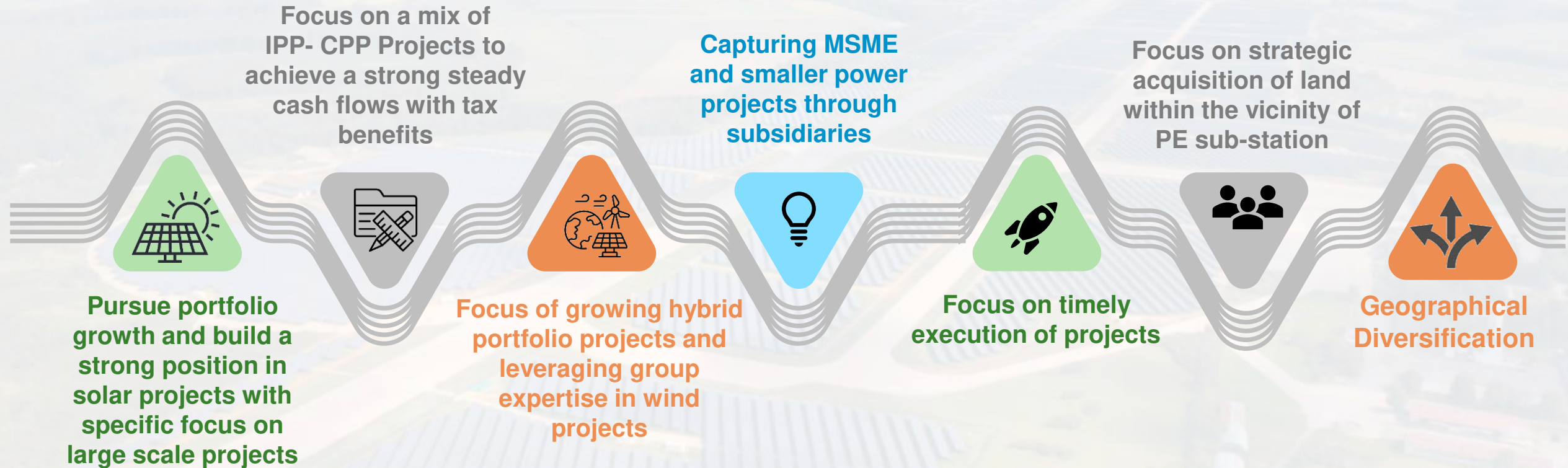
9.9x revenue jump over FY21-24, 33.3% EBITDA margin, ROCE ~18% in FY2024

DISCOM linked PPA rate

Our PPA rates are linked to DISCOM rates, and these are long term contracts



Key Strategies



Technological Advancement



Use Bifacial solar panels (Mono PERC halfcut solar panel) for increased efficiency and space optimization



Use of single Axis Sun-tracker in order to increase generation by 20% using mechatronics system



Investing on Robotic cleaning through Research and Development



Using centralized monitoring system (CMS) for monitoring, analysis and performance enhancement



Introducing SAP for better project management from centralized repository

Trackers



Robotic Cleaning



Project Site Pictures



Sudi



Vedchha



Sudi - Tancha



Bhimpura

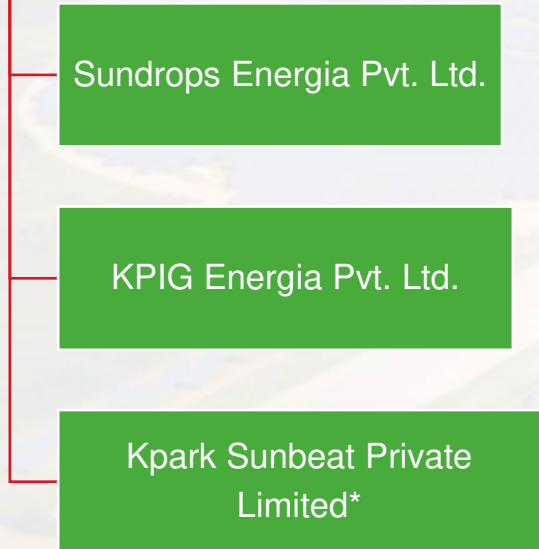



Kora

Strong Clientele

<p>IPP</p>	
<p>CPP</p>	
<p>Hybrid IPP</p>	
<p>Hybrid CPP</p>	

Synergies within some of our Promoter Group Companies



Our Company derives significant synergies from Subsidiaries and Group Companies

- KP Green Engineering: group company with significant experience in building structures and transmission towers for our Solar and Hybrid projects
- Sundrops Energia (WOS): ~50MW cumulative capacity and focuses on smaller projects primarily serving demand of MSME customers
- KPIG Energia (WOS): ~61MW cumulative capacity and focuses on mid to large sized projects primarily serving demands of mid-sized commercial and industrial undertakings
- K. P. Energy: Listed group company focusing on wind farm development. We engage their expertise for our Hybrid projects
- KPI Green OMS and KP Energy OMS: Develop robotics cleaning system and will focus on O&M of renewable energy portfolio
- *Kpark Sunbeat : The company possesses ~2,11,367 sq. mtrs. of land and evacuation approval of ~100MW.
- We propose to utilize this for our IPP projects

Key Pillar – Leadership Team



Dr. Faruk G Patel
Chairman and Managing Director



Mr. Shaheedul Hasan
Chief Operating Officer



Mr. Amit Khandelwal
Non – Executive Director



Mr. Tejpalsingh Bisht
Independent Director



Mr. Moh. Sohil Dabhoya
Whole Time Director



Mrs. Bhadrabala Joshi
Non - Executive Director



Mr. Sharadchandra Patil
Independent Director



Mr. Manish Sayata
Chief People Officer (CPO)



Mrs. Venu Birappa
Independent Director



Mr. Shanker Baheria
Independent Director



Mr. Chandravadan Raval
Vice President - Projects



Mr. Moh. Hanif Dalchawal
Independent Director


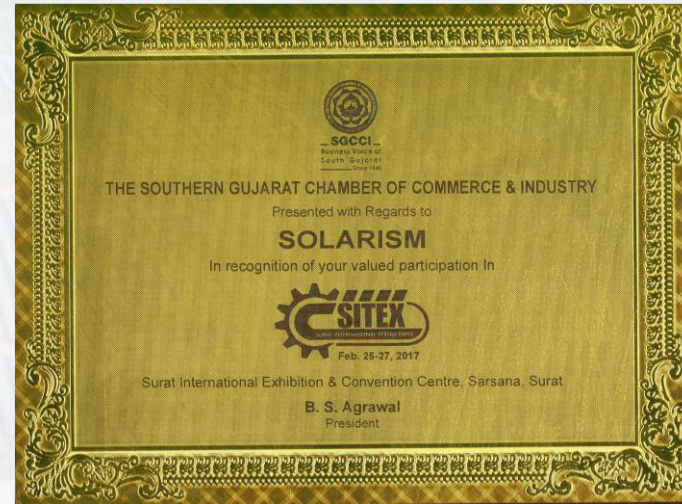


Mr. Salim Yahoo
Chief Financial Officer



Ms. Rajvi Upadhyay
Company Secretary & Compliance Officer

Awards and Recognitions



Annexure: Income Statement

INR Crore	FY2021	FY2022	FY2023	FY2024
Total Revenue	103.9	231.5	647.0	1,030.8
Expenses:				
Cost of Material Consumed	22.6	91.4	379.7	533.2
Purchases of stock-in trade	2.7	3.4	4.5	3.2
Changes in inventories of finished goods, work-in-progress and stock-in trade	(0.8)	(0.7)	(2.2)	(0.3)
Employee benefit expense	1.7	4.3	8.1	14.4
Finance costs	25.1	36.9	46.8	86.1
Depreciation and amortisation expense	16.5	14.1	22.6	40.4
Other expenses	13.6	22.7	45.3	136.6
Total expenses	81.3	172.1	504.7	813.6
Profit before exceptional and extraordinary items and tax	22.6	59.5	142.4	217.3
Exceptional items	0.1	0.1	-	-
Profit before extraordinary items/prior period items and tax	22.5	59.4	142.4	217.3
Extraordinary items/ prior period items	-	-	(0.5)	(0.3)
Profit before tax	22.5	59.4	141.9	217.0
Tax expenses	8.2	16.1	32.2	55.4
Profit/loss for the period from continuing operations	14.3	43.3	109.6	161.6

Annexure: Balance Sheet

INR Crore	FY2021	FY2022	FY2023	FY2024
ASSETS				
(1) Non Current Assets				
(a) Property, Plant and Equipment	315.1	481.3	800.4	898.1
(b) Capital Work in Progress	21.0	31.3	0.3	101.4
(c) Other Intangible Assets	0.2	0.3	0.3	81.2
(d) Financial Assets				-
(i) Investments		-	1.5	-
(ii) Loan			-	-
(iii) Other Financial Assets	2.1	2.2	7.8	21.1
(e) Deferred tax assets (Net)			-	-
(f) Other Non-Current Assets	0.2	0.2	0.2	0.2
Total Non- Current Assets	338.6	515.3	810.5	1,102
(2) Current Assets				
(a) Inventories	40.3	106.7	165.0	333.9
(b) Financial Assets			-	-
(i) Investments			-	-
(ii) Trade Receivable	49.9	36.8	146.7	427.1
(iii) Cash and Cash Equivalentents	6.1	6.4	13.0	54.3
(iv) Bank Balances other than (iii) above	15.6	19.2	39.4	115.7
(v) Loans	0.3	0.2	0.2	0.3
(vi) Other financial assets	0.2	1.3	1.9	0.3
(c) Other Current Assets	29.9	91.5	78.3	402.3
Total Current Assets	142.3	262.0	444.5	1,333.9
TOTAL ASSETS	480.9	777.3	1,255.0	2,435.9

INR Crore	FY2021	FY2022	FY2023	FY2024
EQUITY AND LIABILITIES				
(1) Equity				
(a) Equity Share Capital	18.1	18.1	36.1	60.3
(b) Other Equity	94.2	135.7	221.8	775.4
(c) Minority Interest		-	-	-
Total Equity	112.3	153.8	257.9	835.7
(2) Non-Current Liabilities				
(a) Financial Liabilities				
(i) Borrowings	208.4	289.3	409.1	417.0
(ii) Lease Liabilities	79.1	109.6	154.4	204.6
(iii) Other financial liabilities	0.5	0.5	0.5	0.5
(b) Provisions	0.2	0.5	0.4	0.6
(c) Other non-current liabilities			-	-
(d) Deferred tax (net)	24.7	40.8	62.7	82.5
Total Non-Current Liabilities	312.9	440.7	627.1	705.2
(3) Current Liabilities				
(a) Financial Liabilities				
(i) Borrowings	29.3	47.6	112.0	414.7
(ii) Trade Payables	21.8	46.8	227.4	416.7
(iii) Other Financial Liabilities	4.5	2.0	8.8	26.8
(b) Other Current Liabilities		86.5	18.7	17.8
(c) Provisions		0.0	0.0	0.1
(d) Current tax liabilities			3.1	18.9
Total Current Liabilities	55.6	182.9	370.0	895.0
TOTAL EQUITY AND LIABILITIES	480.8	777.3	1,255.0	2,435.9

Disclaimer (1/2)

*"This presentation and the accompanying slides (the "**Presentation**") contains selected information about the activities of KPI Green Energy Limited ("**Company**") and its subsidiaries (together, the "**Group**") as at the date of the presentation. It does not purport to present a comprehensive overview of the Group or contain all the information necessary to evaluate an investment in the Company.*

The information contained in this presentation is for information purposes only and does not constitute an offer or invitation to sell or, the recommendation or solicitation of an offer or invitation to purchase any securities of the Company in India, the United States or any other jurisdiction. This presentation should not, nor should anything contained in it, form the basis of, or be relied upon in any connection with any contract or commitment whatsoever.

This presentation is not intended to be a " or "draft offer document" or "offer document" or "final offer document" or "offer letter" or "offering memorandum"(as defined or referred to, as the case may be, under the Companies Act, 2013 and the rules notified thereunder or any other applicable law, including the Securities and Exchange Board of India (Issue of Capital and Disclosure Requirements) Regulations, 2018). It is clarified that this Presentation is not intended to be a document or advertisement offering for subscription or sale of any securities or inviting offers or invitations to offer or solicitation to offer from the public (including any section thereof) or any class of investors. This document has not been and will not be reviewed or approved by a regulatory authority in India or elsewhere or by any stock exchange in India or elsewhere. The distribution of the presentation in certain jurisdictions may be restricted by law, and the recipients into whose possession the presentation come should inform themselves about and observe such restrictions. Any decision to purchase securities in the context of an offering of securities (if any) should be made solely on the basis of information contained in the offering documentation published in relation to such offering. You will be solely responsible for your own assessment of the market and the market position of the Group, and you will conduct your own analysis and be solely responsible for forming your own view of the potential future performance of the business of the Group.

This Presentation and the information contained herein, is strictly confidential and is intended only for the exclusive use of the recipients thereof, subject to the provisions stated herein, and may not be disclosed, reproduced, published, transmitted, summarized, distributed or furnished, in or whole or in part, or passed on directly or indirectly to any other person or persons whether within or outside your organization or firm, or published in whole or in part, for any purpose by recipients directly or indirectly to any other person. Any printed form of this Presentation must be returned to us immediately at the conclusion of the Presentation. This Presentation is being communicated to selected persons who have professional experience in matters relating to investments for information purposes only and does not constitute a recommendation regarding any securities of the Group. Other persons should not rely or act upon this Presentation or any of its contents.

The Group may alter, modify or otherwise change in any manner the contents of this presentation, without obligation to notify any person of such revision or changes. This presentation may contain forward looking statements that involve risks and uncertainties. Forward looking statements are based on certain beliefs, plans and expectations of the Group about the future. Forward looking statements are not guarantees of future performance including those relating to general business plans and strategy, future outlook and growth prospects, and future developments in businesses and/or competitive and regulatory environment No representation, warranty or undertaking, express or implied, is made or assurance given that such statements, views, projections or forecasts, if any, are correct or that any objectives specified herein will be achieved. Actual future performance, outcomes and results may differ materially from those expressed in forward looking statements as a result of a number of risks, uncertainties and assumptions. Although the Group believes that such forward looking statements are based on reasonable assumptions, it can give no assurance that such expectations will be met. Representative examples of factors that could affect the accuracy of forward looking statements include (without limitation) the condition of and changes in India's political and economic status, government policies, applicable laws, the industries relevant to the Group in India, and international and domestic events having a bearing on the Group's business, and such other factors beyond the Group's control. You are cautioned not to place undue reliance on these forward looking statements, which are based on current views of the Group's management on future events.

Disclaimer (2/2)

If the Company should at any time make an offering of securities, any decision to invest in any such offer to subscribe for or acquire securities of the Company must be based wholly on the information contained in the offer document or offering circular, letter of offer, and/or any international offering memorandum (including the risk factors mentioned therein) issued or to be issued by the Company in connection with any such offer and not on the contents herein. Information contained in this presentation is qualified in its entirety by reference to an offering document for any potential transaction if it proceeds. Any potential transaction could be made available to the recipient of this document in accordance with applicable laws and regulations, including the distribution of any required documents for such potential transaction and such documents will supersede all prior information provided to the recipient, herein or otherwise.

No representation or warranty express or implied) is made as to, and no reliance should be placed on, the accuracy, completeness or correctness of any information, including any projections, estimates, targets and opinions contained herein, and no liability whatsoever is accepted as to any errors, omissions or misstatements contained herein and, accordingly, none of the Group, its directors, officers or employees or its affiliates, its advisors or representatives, or any such person's officers or employees accepts any liability (in negligence or otherwise) whatsoever arising directly or indirectly from the use of this presentation.

The contents of this presentation have not been independently verified and this presentation has been prepared by the Group, solely for informational purposes Neither the delivery of this presentation nor any further discussions with any of the recipients shall, under any circumstance, create any implication that there has been no change in the affairs of the Group This presentation is a summary only and it is not the intention to provide, and you may not rely on these materials as providing, a complete or comprehensive analysis of the financial position or prospects of the Group.

Certain data contained in this presentation was obtained from various external data sources, and none of the Group, its advisers or representatives has verified this data with independent sources Accordingly, the Group, its advisers and representatives make no representation as to the fairness, accuracy, correctness, authenticity or completeness of that data, and this data involves risks and uncertainties and is subject to change based on various factors. The information contained in this presentation is not to be taken as any recommendation made by the Group or any other person to enter into any agreement with regard to any investment. You will be solely responsible for your own assessment of the market and the market position of the Group, and you will conduct your own analysis and be solely responsible for forming your own view of the potential future performance of the business of the Group.

By participating in this Presentation, attendees agree to be bound by the foregoing limitations Any failure to comply with these restrictions may constitute a violation of applicable securities law.”

Thank You