

SAPTAK CHEM AND BUSINESS LIMITED

Regd. Office: 3, Mohan Chamber, Beside Post Office, Dakor Kheda GJ 388225

Contact No.: +917976835065 Website: www.saptakchem.com

Email id: info@saptakchem.com CIN: L24299GJ1980PLC101976

03rd November, 2020

To,
BSE Limited
Ground Floor, P.J.Tower
Dalal Street, Kala Ghoda,
Mumbai - 400 001

Scrip Code: 506906

Dear Sir/Madam,

SUB: - Outcome of Board Meeting

With reference to above subject and in compliance with Regulation 30 of the Securities and Exchange Board of India (Listing Obligations and Disclosure Requirements) Regulations, 2015, we hereby submit the outcome of the Meeting of the Board of Director held on today i.e. 03rd November, 2020 at 01:00 p.m. and concluded on 04:20 p.m.


- 1) Considered, adopted and approved Unaudited Financial Results for the quarter ended on 30th September, 2020.

Please take the same on record.

Thanking you,

Yours faithfully,

For Saptak Chem and Business Limited



Jitendra Sharma
CFO

Financial results by company


| PART I | | (Rs. in Lakhs) | | | | |
|------------------------------------------------------------------------------------------|----------------|--------------------------|---------------------------------------------------|-----------------------------------------------|--------------------------------------------------|---------------------|
| Statement of Standalone Unaudited Results for the Quarter and half year Ended 30/09/2020 | | | | | | |
| Particulars | Quarter Ended | | | Half Year Ended | | Previous year ended |
| | 3 months ended | Preceding 3 months ended | Corresponding 3 months ended in the previous year | Year to date figures for current period ended | Year to date figures for the previous year ended | |
| | (30/09/2020) | (30/06/2020) | (30/09/2019) | (30/09/2020) | (30/09/2019) | (31/03/2020) |
| (Refer Notes Below) | (Unaudited) | (Unaudited) | (Unaudited) | (Unaudited) | (Unaudited) | (Audited) |
| 1 Revenue from Operation | 0.00 | 0.00 | 0.00 | 0.00 | 0.00 | 0.00 |
| Other income | 0.00 | 0.00 | 0.00 | 0.00 | 0.00 | 0.00 |
| Total Revenue (I + II) | 0.00 | 0.00 | 0.00 | 0.00 | 0.00 | 0.00 |
| 2 Expenses | | | | | | |
| (a) Cost of materials consumed | 0.00 | 0.00 | 0.00 | 0.00 | 0.00 | 0.00 |
| (b) Purchase of stock-in-trade | 0.00 | 0.00 | 0.00 | 0.00 | 0.00 | 0.00 |
| (c) Changes in inventories of finished goods, work-in-progress and stock-in-trade | 0.00 | 0.00 | 0.00 | 0.00 | 0.00 | 0.00 |
| (d) Employee benefits expense | 0.00 | 0.00 | 0.06 | 0.00 | 0.16 | 0.22 |
| (e) Finance Cost | 0.00 | 0.00 | 0.00 | 0.00 | 0.00 | 0.00 |
| (f) Depreciation and amortisation expense | 0.00 | 0.00 | 0.00 | 0.00 | 0.00 | 0.00 |
| (g) Other expenses | 0.00 | 0.00 | 0.12 | 0.00 | 0.19 | 0.63 |
| Total expenses | 0.00 | 0.00 | 0.18 | 0.00 | 0.35 | 0.85 |
| 3 Profit / (Loss) before exceptional and extraordinary items and tax (III - IV) | 0.00 | (0.00) | (0.18) | (0.00) | (0.35) | (0.85) |
| 4 Exceptional items | 0.00 | 0.00 | 0.00 | 0.00 | 0.00 | 0.00 |
| 5 Profit / (Loss) before extraordinary items and tax (V - VI) | 0.00 | (0.00) | (0.18) | (0.00) | (0.35) | (0.85) |
| 6 Tax expense - Provision for taxation | | | | | | |
| Current Tax - Provision for taxation | 0.00 | 0.00 | 0.00 | 0.00 | 0.00 | 0.00 |
| Deferred Tax | | | | | | |
| 7 Net Profit / (Loss) for the period | 0.00 | (0.00) | (0.18) | (0.00) | (0.35) | (0.85) |
| 8 Other Comprehensive Income/(Loss) (net of tax) | 0.00 | 0.00 | 0.00 | 0.00 | 0.00 | 0.00 |
| 9 Total Comprehensive Income/(Loss) for the period | 0.00 | (0.00) | (0.18) | (0.00) | (0.35) | (0.85) |
| 10 Paid up Equity Share Capital (Face value of Rs. 10/- each) | 1073.23 | 1073.23 | 1073.23 | 1073.23 | 1073.23 | 1073.23 |
| 11 Earnings per equity share: | | | | | | |
| (1) Basic | 0.00 | (0.00) | (0.00) | (0.00) | (0.00) | (0.01) |
| (2) Diluted | 0.00 | (0.00) | (0.00) | (0.00) | (0.00) | (0.01) |

Notes:

- The above unaudited financial results were reviewed by the audit committee and approved by the board of directors at its meeting held on 03rd November, 2020.
- These financial results have been prepared in accordance with the recognition and measurement principles laid down in Ind AS 34 Interim Financial Reporting prescribed under section 133 of the Companies Act, 2013 read with the relevant rules issued thereunder and other accounting principles generally accepted in India.
- Disclosure of segment wise information is not applicable as the Company has only one business segment.
- Previous quarter's figures have been re-grouped / re-arranged wherever necessary.
- In view of the seasonality of the Company's business, the financial results for the Quarter & Half Year ended on September 30, 2020 are not indicative of the full year's performance.

Date : 03/11/2020
 Place : Dakor

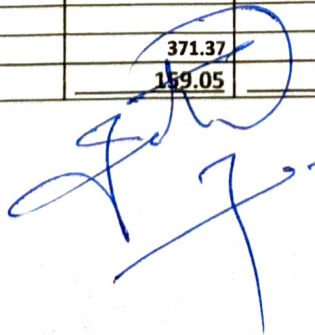
By Order of the Board of Directors
 For Saptak Chem and Business Limited


 Jitendra Sharma
 CEO

Stamenet Of Assets and Liability

(Rs. In Lakhs)

| Particulars | Standalone | |
|----------------------------------------|-------------------------|--------------------------|
| | As at 30th Sept 2020 | As at 31st March 2020 |
| | Unaudited | Audited |
| A) Assets | | |
| Non Current Assets | | |
| Property Plant and Equipement | 1.01 | 1.01 |
| Capital Work In Progress | - | - |
| Other Intengible Assets | | |
| Intengible assets under Development | | |
| Financial Assets | | |
| i) Investment | | |
| ii) Loan | 88.88 | 88.88 |
| iii) Other Financial Assets | - | - |
| Deferred Tax Assets (net) | | |
| Other non current Assets | - | - |
| Total Non Current Assets | 89.88 | 89.88 |
| Current Assets | | |
| Inventories | 7.18 | 7.18 |
| Financial Assets | | |
| i) Trade Receivable | 7.71 | 7.71 |
| ii) Cash and Cash Equivalentents | 2.31 | 1.14 |
| iii) Bank Balance other than (ii)above | | |
| iv) Loans and Advances | 51.97 | 53.15 |
| iv) Other Financial Assets | - | - |
| Other Current Assets | - | - |
| Total Curent Assets | 69.17 | 69.17 |
| Total Assets | 159.05 | 159.05 |
| B) Equity and Liabilities | | |
| Equity Share Capital | 1,073.23 | 1,073.23 |
| Other Equity | -1,285.55 | -1,285.55 |
| Total Equity | -212.32 | -212.32 |
| Non Current Liabilities | | |
| Financial Liabilities | | |
| i) Borrowings | - | - |
| Defered Tax Liabilities | | |
| Total Non Current Liabilities | -212.32 | -212.32 |
| Current Liabilities | | |
| Financial Liabilities | | |
| i) Borrowings | 277.83 | 277.83 |
| ii) Trade Payables | 93.54 | 93.54 |
| iii) Other Financial Liabilities | - | - |
| Provisions | - | - |
| Other Current Liabilities | | |
| Total Current Liabilities | 371.37 | 371.37 |
| Total Equity and Liabilities | 159.05 | 159.05 |



| Cash Flow Statement | (Amount in Lacs) | |
|---------------------------------------------------------------------|---------------------------------------------------|---------------------------------------------------|
| Particulars | For the period ended on 30.09.2020 | For the period ended on 31.03.2020 |
| A. CASH FLOW FROM OPERATING ACTIVITIES | | |
| Profit Before Tax | - | (0.849) |
| Adjustments for: | | |
| Depreciation | | |
| Preliminary Exps. Written off | | |
| Finance Cost | | |
| Dividend Written back/excess provision for taxation | - | - |
| Operating Profit before Working Capital Changes | - | (0.849) |
| Movements in Working Capital : | | |
| Decrease / (Increase) in Inventories | - | - |
| Decrease / (Increase) in Sundry Debtors | | |
| Decrease / (Increase) in Loans and Advances | 1.171 | 0.068 |
| Decrease / (Increase) in Current Assets | | |
| (Decrease) / Increase in Trade Payables | | |
| (Decrease) / Increase in Short Term Provisions | | (0.068) |
| (Decrease) / Increase in Current Liabilities | | |
| (Decrease) / Increase in Other Current Liabilities | | |
| Cash (used in) / generated from operations | 1.171 | (0.849) |
| Direct Taxes Paid (net of refunds) | | |
| Net cash (used in) / generated from operating activities (A) | 1.171 | (0.849) |
| B. CASH FLOW FROM INVESTING ACTIVITIES | | |
| (Purchase) of Fixed Assets | | |
| Purchase of Investment | | |
| Sale / Disposal of Fixed Assets | - | - |
| Profit on sale of Investment / Assets | - | - |
| Net cash (used in) / generated from investing activities (B) | - | - |
| C. CASH FLOW FROM FINANCING ACTIVITIES | | |
| (Repayment) / Proceeds From Long Term Borrowings | - | - |
| (Repayment) / Proceeds From Short Term Borrowings | - | - |
| Repayment / (Proceeds) From Long Term Loans & Advances | - | - |
| Proceeds from Issue of Shares | - | 1.016 |
| Interest Expense | - | - |
| Dividend | - | - |
| Net cash (used in) / generated from financing activities (C) | - | 1.016 |
| D. NET INCREASE IN CASH AND CASH EQUIVALENTS (D)=(A+B+C) | 1.171 | 0.167 |
| Cash and cash equivalents at the beginning of the year | 1.140 | 0.973 |
| Cash and cash equivalents at the end of the year | 2.312 | 1.540 |
| Components of cash and cash equivalents | | |
| Cash and cheques on hand | 0.914 | 0.914 |
| With Scheduled Banks | | |
| - in Current Account | 1.397 | 0.226 |
| - in Term Deposit Accounts | - | - |
| | 2.312 | 1.140 |

Hemant C Parikh & Co.,
Chartered accountants
B.Com., FCA



Block-A, 3-Ravjibhai Apartment,
Opp. Kanan Flats, Nr. Pallavi Tower,
Opp. Navrangpura Fire Station,
Navrangpura, Ahmedabad-380009.
{M} 9825838629

Independent Auditor's Review Report on the Quarterly Unaudited Standalone Financial Results of the Company Pursuant to the Regulation 33 of the SEBI (Listing Obligations and Disclosure Requirements) Regulations, 2015, as amended

**Review Report to
The Board of Directors of
Saptak Chem and Business Limited**

1. We have reviewed the accompanying statement of unaudited standalone financial results of Saptak Chem and Business Limited (the 'Company') for the quarter ended September 30, 2020 (the "Statement") attached herewith, being submitted by the Company pursuant to the requirements of Regulation 33 of the SEBI (Listing Obligations and Disclosure Requirements) Regulations, 2015 ('the Regulation') as amended, read with SEBI Circular No. CIRJCFD/CMD1/44/2019 dated March 29, 2019 ('the Circular').
2. The preparation of the Statement in accordance with the recognition and measurement principles laid down in Indian Accounting Standard 34. (Ind AS 34) "Interim Financial Reporting" prescribed under Section 133 of the Companies Act, 2013, as amended, read with relevant rules issued thereunder and other accounting principles generally accepted in India, read with the Circular is the responsibility of the Company's management and has been approved by the Board of Directors of the Company. Our responsibility is to express a conclusion on the Statement based on our review.
3. We conducted our review of the Statement in accordance with the Standard on Review Engagements (SIZE) 2410, "Review of Interim Financial Information Performed by the Independent Auditor of the Entity" issued by the Institute of Chartered Accountants of India. This standard requires that we plan and perform the review to obtain moderate assurance as to whether the Statement is free of material misstatement. A review is limited primarily to inquiries of company personnel and analytical procedures applied to financial data and thus provides less assurance than an audit. We have not performed an audit and accordingly, we do not express an audit opinion.



Hemant C Parikh & Co.,
Chartered accountants
B.Com., FCA



Block-A, 3-Ravjibhai Apartment,
Opp. Kanan Flats, Nr. Pallavi Tower,
Opp. Navrangpura Fire Station,
Navrangpura, Ahmedabad-380009.
{M} 9825838629

4. Based on our review conducted as above nothing has come to our attention that causes us to believe that the accompanying Statement, prepared in accordance with the recognition and measurement principles laid down in the aforesaid Indian Accounting Standards ('Ind AS') specified under Section 133 of the Companies Act, 2013 as amended, read with relevant rules issued thereunder and other recognised accounting practices and policies has not disclosed the information required to be disclosed in terms of the Regulation, read with the Circular, including the manner in which it is to be disclosed, or that it contains any material misstatement.

Date: 03/11/2020
Place: Ahmedabad



For Hemant C. Parikh & Co.,
Chartered Accountants

(Hemant C. Parikh)
Proprietor
M. No. 031780