

22.08.2022

To,  
The Manager - Listing  
National Stock Exchange of India Ltd.  
Exchange Plaza, Bandra Kurla Complex  
Bandra (East)  
Mumbai - 400 051  
Tel No. 022-2659 8237 /38  
Symbol: DHAMPURSUG

The General Manager – DSC  
BSE Limited  
Phiroze Jeejeebhoy Towers,  
Dalal Street, Fort,  
Mumbai: 400001  
Tel No.022-22722039/37/3121  
Security Code: 500119

Dear Sir,

**Subject: Notice of 87th Annual General Meeting and Annual Report for the year ended 31st March, 2022 of the Company**

Please find attached herewith the Notice of the 87<sup>th</sup> Annual General Meeting ("AGM") of the Company along with the Annual Report for the year ended 31<sup>st</sup> March, 2022 in terms of Regulations 30 and 34 of the SEBI (Listing Obligations and Disclosure Requirements), Regulations, 2015.

This is to inform you that the 87th Annual General Meeting ('AGM') of the Members of the Company is scheduled to be held on Wednesday, 14<sup>th</sup> September, 2022 at 2.00 P.M. (IST) through Video Conferencing ('VC') / Other Audio Visual Means ('OAVM') in accordance with the Ministry of Corporate Affairs (MCA) has vide its General Circular No. 14/2020 dated April 8, 2020, General Circular No.17/2020 dated April 13, 2020, General Circular No. 20/2020 dated May 5, 2020, General Circular No.02/2021 dated January 13, 2021, General Circular No. 21/2021 dated December 14, 2021 and General Circular No. 2/2022 dated May 5, 2022 ('MCA Circulars') and Securities and Exchange Board of India (SEBI) Circular No. SEBI/HO/CFD/CMD2/CIR/P/2022/62 dated May 13, 2022 .

In compliance with the above-mentioned circulars, the Notice of the AGM and Annual Report inter alia, containing the Financial Statements and other Statutory Reports for the year ended 31<sup>st</sup> March, 2022, has been sent electronically to all the Members of the Company whose email addresses are registered with the Company/Depository Participant(s). The Notice of the AGM and Annual Report for the Financial Year 2021-22 will also be available on the Company's website at [www.dhampursugar.com](http://www.dhampursugar.com).

The details such as manner of registering / updating email addresses, casting vote through e- voting and attending the AGM through VC / OAVM has been set out in the Notice of the AGM.



**DHAMPUR SUGAR MILLS LTD.**

6th Floor, Max House, Okhla Industrial Estate, Phase-III, New Delhi - 110020, India  
+91-11-41259400, 41259490 | [www.dhampursugar.com](http://www.dhampursugar.com)

CIN: L15249UP1933PLC000511

Regd. Office: P.O. Dhampur, Dist. Bijnor - 246761 (U.P)

**Book Closure and Cut-Off Date:**

The Register of Members and Share Transfer Books of the Company will remain closed from Thursday, 8<sup>th</sup> September 2022, to Wednesday, 14<sup>th</sup> September, 2022 (both days inclusive) for the purpose of the AGM.

Further, the Company has fixed Wednesday, 7<sup>th</sup> September 2022, as the Cut-off date for reckoning the voting rights of the members.

This is for your information and records please.

Thanking you,

**For Dhampur Sugar Mills Limited**

  
Aparna Goyal  
Company Secretary  
M. No. 22787



## NOTICE TO SHAREHOLDERS

### DHAMPUR SUGAR MILLS LIMITED

Notice is hereby given that the 87th (Eighty Seventh) Annual General Meeting ("AGM") of Dhampur Sugar Mills Limited ("the Company") is scheduled to be held on **Wednesday, 14th day of September, 2022 at 2:00 P.M. IST** through two-way Video Conferencing ("VC")/Other Audio-Visual Means ("OAVM") to transact the following business:

#### Ordinary Business:

##### Item No. 1

To receive, consider and adopt:

- a) the Audited Standalone Financial Statements of the Company for the Financial Year ended 31st March, 2022 and the Reports of the Board of Directors, Corporate Governance and Auditors thereon; and
- b) the Audited Consolidated Financial Statements of the Company for the Financial Year ended 31st March, 2022 and the Report of Auditors thereon.

##### Item No. 2

To confirm the payment of Interim Dividend of ₹ 6.00 per Equity Share of ₹ 10 each as final dividend for the year ended 31st, March 2022.

##### Item No. 3

To appoint a director in place of Mr. Ashok Kumar Goel (DIN: 00076553), who retires by rotation and being eligible offers himself for re- appointment.

##### Item No. 4

#### Appointment/Re-appointment of Joint Statutory Auditors and to fix their remuneration:

To consider, and if thought fit, to pass the following resolutions as **Ordinary Resolution**: -

"**RESOLVED THAT** pursuant to the provisions of Section 139 and all other applicable provisions of Companies Act, 2013 and rules made thereunder, pursuant to the recommendation of Audit Committee and Board of Directors of the Company, the consent of the members be and is here by accorded for re-appointment of M/s TR Chadha & Co., Chartered Accountants, New Delhi ( ICAI firm registration number 006711N/N500028) as Joint Statutory Auditors of the Company for a period of Five Years and they shall hold office from the conclusion of this Annual General Meeting until the conclusion of the Ninety Second Annual General Meeting of the Company at a remuneration as may be decided by

the Company plus applicable taxes and re-imbursement of expenses incurred/ to be incurred on actual basis.

**RESOLVED FURTHER THAT** pursuant to the provisions of Section 139 and all other applicable provisions of Companies Act, 2013 and rules made thereunder, pursuant to the recommendation of Audit Committee and Board of Directors of the Company, the consent of the members be and is here by accorded for appointment of M/s Mittal Gupta & Co., Chartered Accountants, Kanpur (ICAI firm registration number 001874C) as Joint Statutory Auditors of the Company for a period of Five Years and they shall hold office from the conclusion of this Annual General Meeting until the conclusion of the Ninety Second Annual General Meeting of the Company at a remuneration as may be decided by the Company plus applicable taxes and re-imbursement of expenses incurred/ to be incurred on actual basis.

**RESOLVED FURTHER THAT** the Board of Directors of the Company be and are hereby severally authorized to do all acts, deeds, matters and things as they may consider necessary, proper or desirable or expedient to give effect to the above resolutions."

#### Special Business:

##### Item No. 5

#### Payment of Remuneration to the Cost Auditors for the Financial Year 2022-23:

To consider, and if thought fit, to pass the following resolutions as Ordinary Resolution: -

"**RESOLVED THAT** pursuant to the provisions of Section 148 and all other applicable provisions, if any, of the Companies Act, 2013 ("Act") and rules made thereunder, as amended from time to time and such other permissions as may be necessary, the members hereby ratify the remuneration of ₹ 2,00,000/- plus applicable taxes and re-imbursement of expenses incurred / to be incurred on actual basis payable to Mr. S.R. Kapur, Cost Accountant, Meerut (U.P.) who was re-appointed as Cost Auditors of the Company for the Financial Year 2022-23 by the Board of Directors on the recommendation of Audit Committee of the Company.

**RESOLVED FURTHER THAT** the Board of Directors of the Company be and are hereby severally authorized to do all acts, deeds, matters and things as they may consider necessary, proper or desirable or expedient to give effect to the above resolution."

#### Item No. 6

##### **Invitation and Acceptance of Fixed Deposits from the Members and Public:**

To consider and if thought fit, to pass the following resolution as Ordinary Resolution: -

**"RESOLVED THAT** pursuant to the provisions of Sections 73, 74, 76 and all other applicable provisions of the Companies Act, 2013 and rules made there under, provisions of the Memorandum of Association and the Articles of Association of the Company and subject to such conditions, approvals, permissions as may be necessary, the consent of the members be and is hereby accorded to invite and accept deposits from the Public and Members within the limits arrived on the basis of Audited Balance Sheet of the Company as at 31st March, 2022 on such term and conditions as may be decided by the Board of Directors.

**RESOLVED FURTHER THAT** the Board of Directors of the Company be and are hereby severally authorized to do all acts, deeds, matters and things as they may consider necessary, proper or desirable or expedient to give effect to the above resolution."

#### Item No. 7

##### **Payment of Commission to Non- Executive Independent Director of Company:**

To consider and if thought fit, to pass the following resolution as Special Resolution: -

**"RESOLVED THAT** pursuant to the provisions of Section 197 and other applicable provisions of the Companies Act, 2013 and Schedule V to the Companies Act, 2013, the consent of the members be and is here by accorded to pay Commission to all the Non-Executive Independent Directors (except Managing Directors and Executive Directors) of the amount as may be decided by the Board, subject however that the aggregate of such commission shall not exceed 1% of the net profits of the Company for the Financial Year 2021-22 , computed in the manner referred to in Section 198(1) of the said Act.

**RESOLVED FURTHER THAT** the Board of Directors of the Company be and are hereby severally authorized to do all acts, deeds, matters and things as they may consider necessary, proper or desirable or expedient to give effect to the above resolution."

#### Item No. 8

##### **Re-Appointment of Mr. Ashok Kumar Goel as Chairman and Executive Director and to fix his remuneration:**

To consider and if thought fit, to pass the following resolutions as **Special Resolution**: -

**"RESOLVED THAT** pursuant to the provisions of Sections 196,197,198 read with Schedule V and other applicable provisions, if any, of the Companies Act, 2013 (the "Act") , Rules made thereunder, the SEBI ( Listing Obligations and Disclosure Requirements) Regulations, 2015 (including any statutory modification(s) or re-enactment thereof), on the recommendations and/ or approvals of the Nomination and Remuneration Committee and the Board of Directors of the Company and subject to the approval of Central Government/ other regulatory approval(s) as may be required, the consent of the members be and is here by accorded for the re-appointment of Mr. Ashok Kumar Goel (DIN: 00076553) as Chairman and Executive Director of the Company for a period of 5 (Five) years with effect from 1st April 2023 till 31st March 2028.

**RESOLVED FURTHER THAT** the yearly remuneration and perquisites to be paid to Mr. Ashok Kumar Goel, Chairman and Executive Director, for a further period of 5 ( Five) years with effect from 1st April 2023 are as under:

##### **Remuneration:**

Salary: With effect from 1st April 2023, ₹ 2,00,00,000/- (Rupees Two Crores only) per annum (In grade of 5% increase every year)

##### **Perquisites:**

**Accommodation:** Company owned/leased accommodation fully furnished for his residence/residence cum office - Deduction @ 10% of the salary or actual rent paid by the Company whichever is lower.

**Electric, Gas, Water and Furnishing:** The actual expenditure on gas, electricity, water and furnishing the same shall be valued as per Income-Tax Rules, 1962. This shall, however, be subject to a ceiling of 10% of Salary of the Chairman and Executive Director.

**Medical:** Reimbursement of actual expenses incurred for self and family subject to ceiling of one month's salary in a year or five months' salary over a period of five years.

**Leave Travel:** For self and family once, a year incurred in accordance with the rules of the Company.

**Club Fees:** Club fees subject to maximum of two clubs but not admission and life membership fees.

**Personal Accident Insurance:** Premium for insurance not to exceed ₹ 12,000/- per annum plus Service Tax as applicable.

**Others:** (Not to be treated as perquisites).

**Provident Fund:** Employer's contribution to Provident Fund to the extent not taxable under the Income-Tax Act, 1961.

**Gratuity:** At the rate of half month's salary for each completed year of service subject to a ceiling as applicable in The Payment of Gratuity Act, 1972.

**Conveyance:** Company owned/leased Car to be provided for private purposes. Deduction of ₹ 1000/- per month for use of the Car.

**RESOLVED FURTHER THAT** the aforesaid monthly payment and monetary value of perquisites to be included in the remuneration for the purpose of Section 197 of the Companies Act, 2013 shall be within the limits as specified in the event of absence or inadequacy of net profit computed in the manner provided under the said section.

**RESOLVED FURTHER THAT** in addition to the above basic salary and perquisites, Mr. Ashok Kumar Goel be also paid remuneration by way of Commission based on the Net Profits of the Company as determined in accordance with the provisions of Sections 197 and 198 and other applicable provisions, if any of the Companies Act, 2013, so however that the total remuneration payable to Mr. Ashok Kumar Goel, will not exceed 5% of the Net Profits of the Company.

**RESOLVED FURTHER THAT** in case, the total remuneration payable to the Managing Director and other Executive/ Wholtime Directors of the Company exceeds 10% of Net Profit of the Company, a proportionate deduction shall be made from the commission payable to Managing Director/ other Executive/ Wholtime Directors to restrict the total remuneration at 10% of the Net profit of the Company as determined in accordance with the provisions of Sections 197 and 198 and other applicable provisions, if any of the Companies Act, 2013.

**RESOLVED FURTHER THAT** the Board of Directors of the Company be and are hereby severally authorized to do all acts, deeds, matters and things as they may consider necessary, proper or desirable or expedient to give effect to the above resolution."

## Item No. 9

### Re-Appointment of Mr. Gaurav Goel as Managing Director and to fix his remuneration:

To consider and if thought fit, to pass the following resolutions as Special Resolution:-

**"RESOLVED THAT** pursuant to the provisions of Sections 196,197,198 read with Schedule V and other applicable provisions, if any, of the Companies Act, 2013 (the "Act"), Rules made thereunder, the SEBI ( Listing Obligations and Disclosure Requirements) Regulations, 2015 (including any statutory modification(s) or re-enactment thereof), the recommendations and/ or approvals of the Nomination and Remuneration Committee and the Board of Directors of the Company and subject to the approval of Central Government/ other regulatory approval(s) as may be required, the consent of the members be and is here by accorded for the re-appointment of Mr. Gaurav Goel (DIN: 00076111) as Managing Director of the Company for a period of 5 (Five) years with effect from 1st April 2023 till 31st March 2028.

**RESOLVED FURTHER THAT** the yearly remuneration and perquisites to be paid to Mr. Gaurav Goel, Managing Director, for a period of 5 (Five) years with effect from 1st April, 2023 as under:

#### Remuneration:

**Salary:** With effect from 1st April 2023, ₹ 2,00,00,000/- (Rupees Two Crores only ) per annum (In grade of 5% increase every year)

#### Perquisites:

**Accommodation:** Company owned/leased accommodation fully furnished for his residence/residence cum office. Deduction @ 10% of the salary or actual rent paid by the Company whichever is lower.

**Electric, Gas, Water and Furnishing:** The actual expenditure on gas, electricity, water and furnishing the same shall be valued as per Income-Tax Rules, 1962. This shall, however, be subject to a ceiling of 10% of Salary of the Managing Director.

**Medical:** Reimbursement of actual expenses incurred for self and family subject to ceiling of one month's salary in a year or five months' salary over a period of five years.

**Leave Travel:** For self and family once, a year incurred in accordance with the rules of the Company.

**Club Fees:** Club fees subject to maximum of two clubs but not admission and life membership fees.

**Personal Accident Insurance:** Premium for insurance not to exceed ₹ 12,000/- per annum plus Service Tax as applicable.

**Others:** (Not to be treated as perquisites).

**Provident Fund:** Employer's contribution to Provident Fund to the extent not taxable under the Income-tax Act, 1961.

**Gratuity:** At the rate of half month's salary for each completed year of service subject to a ceiling as applicable in The Payment of Gratuity Act, 1972.

**Conveyance:** Company owned/leased Car to be provided for private purposes. Deduction of ₹ 1000/- per month for use of the Car.

**RESOLVED FURTHER THAT** the aforesaid monthly payment and monetary value of perquisites to be included in the remuneration for the purpose of Section 197 of the Companies Act, 2013 shall be within the limits as specified in the event of absence or inadequacy of net profit computed in the manner provided under the said section.

**RESOLVED FURTHER THAT** in addition to the above basic salary and perquisites, Mr. Gaurav Goel be also paid remuneration by way of Commission based on the Net Profit of the Company as determined in accordance with the provisions of Sections 197 and 198 and other applicable provisions, if any of the Companies Act, 2013, so however that the total remuneration payable to Mr. Gaurav Goel will not exceed 5% of the Net Profits of the Company.

**RESOLVED FURTHER THAT** in case, the total remuneration payable to all the Managing Director and Other Executive/ Whole Time Director of the Company exceeds 10% of Net Profit of the Company, a proportionate deduction shall be made from the commission payable to Managing Director/ Other Executive/Whole Time Directors to restrict the total remuneration at 10% of the Net profit of the Company as determined in accordance with the provisions of Sections 197 and 198 and other applicable provisions, if any of the Companies Act, 2013.

**RESOLVED FURTHER THAT** the Board of Directors of the Company be and are hereby severally authorized to do all acts, deeds, matters and things as they may consider necessary, proper or desirable or expedient to give effect to the above resolution ."

#### **Item No. 10**

##### **Increase In Remuneration of Ms. Ishira Goel:**

To consider and if thought fit, to pass the following resolutions as Ordinary Resolution:-

**"RESOLVED THAT** pursuant to provisions of Sections 188(1) (f) of the Companies Act, 2013 (the Act) and other relevant applicable provisions of the Act, if any, read with Rule 15 of the Companies (Meetings of Board and its Powers)

Rules, 2014, including any statutory modification (s) or re-enactment thereof for the time being in force, and Regulation 23 of SEBI (Listing Obligations and Disclosure Requirements) Regulations, 2015 and as recommended and approved by Nomination and Remuneration Committee, Audit Committee and Board of Directors , the consent of members be and is hereby accorded for payment of remuneration of ₹ 3.00 lacs ( Rupees Three Lakhs only ) per month with 5 % increase every year to Ms Ishira Goel, Vice President of the Company.

**RESOLVED FURTHER THAT** the Board of Directors of the Company be and are hereby severally authorized to do all acts, deeds, matters and things as they may consider necessary, proper or desirable or expedient to give effect to the above resolution."

#### **Item No. 11**

##### **Appointment of Mr. Anant Pande as Whole time Director of the Company**

To consider and if thought fit, to pass the following resolutions as Special Resolution:-

**"RESOLVED THAT** pursuant to the provisions of Section 161, 196,197,198, 203 read with Schedule V and other applicable provisions, if any, of the Companies Act, 2013 (the "Act") , and rules made thereunder, the SEBI (Listing Obligations and Disclosure Requirements) Regulations, 2015 (including any statutory modification(s) or re-enactment thereof and the recommendations of the Nomination and Remuneration Committee and the Board of Directors of the Company and subject to such other approvals as may be required, Mr. Anant Pande (DIN: 08186854), Chief Executive Officer be and is hereby appointed as Whole Time Director of the Company for a period from 27th July, 2022 upto 23rd June,2025.

**RESOLVED FURTHER THAT** the yearly remuneration and perquisites to be paid to Mr. Anant Pande is as under:

##### **Remuneration:**

**Salary:** ₹ 1,12,50,000/- (Rupees One Crores Twelve Lakhs Fifty Thousand only) per annum.

##### **Perquisites:**

**Accommodation:** House Rent Allowance i.e., 50% of Salary, ₹ 56,25,000/- (Rupees Fifty-Six Lacs Twenty-Five Thousand Only) per annum.

**Medical Allowance:** ₹ 15,000/- (Rupees Fifteen Thousand Only) per annum incurred for self and family.

**Leave Travel Allowance:** For self and family equal to one-month basic salary i.e., ₹ 9,37,500/- (Rupees Nine Lacs Thirty Seven Thousand and Five Hundred Only) per annum in accordance with the rules of the Company.

**Bonus:** ₹ 6996/- (Rupees Six Thousand Nine Hundred and Ninety Six Only) per annum.

**Leave Encashment:** Up to ₹ 9,37,500/- (Rupees Nine Lacs Thirty-Seven Thousand and Five Hundred Only) per annum in accordance with the rules of the Company.

**Composite Allowances:** ₹ 23,75,604/- (Rupees Twenty-Three Lacs Seventy Five Thousand Six Hundred and Four Only) per annum in accordance with the rules of the Company.

**Provident Fund:** Employer's contribution to Provident Fund @12% of basic salary i.e., ₹ 13,50,000/- (Thirteen Lacs Fifty Thousand Only) per annum.

**One Time Joining Bonus:** ₹ 75,00,000/- (Rupees Seventy Five Lacs)

**Children's Education Allowance:** ₹ 2400/- (Rupees Twenty Four Hundred Only) per annum

**Annual Incentive:** ₹ 60,00,000/- (Rupees Sixty Lacs) subject to the approval of Board of Directors or as delegated by the Board.

**RESOLVED FURTHER THAT** the aforesaid monthly payment and monetary value of perquisites to be included in the remuneration for the purpose of Section 197 of the Companies Act, 2013 shall be within the limits as specified in the event of absence or inadequacy of net profit computed in the manner provided under the said section.

**RESOLVED FURTHER THAT** the Board of Directors of the Company be and are hereby severally authorized to do all acts, deeds, matters and things as they may consider necessary, proper or desirable or expedient to give effect to the above resolution."

#### Item No. 12

#### Appointment of Ms. Pallavi Khandelwal as Independent Director and Woman Director of the Company

To consider and if thought fit, to pass the following resolutions as Special Resolution: -

**"RESOLVED THAT** pursuant to the provisions of Sections 149, 150, 152 and any other applicable provisions, if any, of the Companies Act, 2013 (the "Act") and the Companies (Appointment and Qualification of Directors) Rules, 2014 (including any statutory modification(s) or re-enactment thereof for the time being in force) read with Schedule IV

to the Act and Regulation 16(1)(b) of the Securities and Exchange Board of India (Listing Obligations and Disclosure Requirements) Regulations, 2015, as amended, (the "Listing Regulations"), Ms. Pallavi Khandelwal (DIN: 09685535), who was appointed as Non-Executive Independent Director and Woman (Additional) Director of the Company by the Board of Directors on the recommendation of Nomination and Remuneration Committee w.e.f. 27th July, 2022 and holds office upto the date of this Annual General Meeting in terms of Section 161 of the Companies Act, 2013 and has submitted a declaration that she meets the criteria for independence as provided in Section 149(6) of the Act and SEBI (Listing Obligations and Disclosure Requirements) Regulations 2015 and is eligible for appointment and in respect of whom, the Company has received a notice in writing from a member under Section 160 of the Companies Act, 2013, proposing her candidature for the office of Director of the Company, be and is hereby appointed as an Independent Director and Woman Director of the Company, whose term shall not be subject to retirement by rotation, for a first term of five consecutive years from 27th July, 2022 up to 26th July, 2027.

**RESOLVED FURTHER THAT** the Board of Directors of the Company be and are hereby severally authorized to do all acts, deeds, matters and things as they may consider necessary, proper or desirable or expedient to give effect to the above resolution."

By order of the Board  
For Dhampur Sugar Mills Limited

(Ashok Kumar Goel)  
Chairman

Place: New Delhi  
DIN: 00076553  
Date: 27th July, 2022

## NOTES:

### I. GENERAL INFORMATION:

1. The Ministry of Corporate Affairs ("MCA") vide its General Circular Nos. 14/ 2020 dated April 8, 2020 and 17/ 2020 dated April 13, 2020, followed by General Circular Nos. 20/2020 dated May 5, 2020, No.02/2021 dated January 13, 2021, 19/2021 dated December 8, 2021, No. 21/2021 dated December 14, 2021, and No. 2/2022 dated May 5, 2022 (collectively referred to as "MCA Circulars") has permitted the holding of the annual general meeting through Video Conferencing ("VC") or through other audio-visual means ("OAVM") without the physical presence of the Members at a common venue.

In compliance with the provisions of the Companies Act, 2013 ("the Act"), Securities Exchange Board of India (Listing Obligations and Disclosure Requirements) Regulations, 2015 ("Listing Regulations") and MCA Circulars, the Eighty Seventh Annual General Meeting ("Meeting" or "AGM") of the Company is being held through VC/OAVM on Wednesday, 14th September, 2022 at 02:00 P.M. (IST). The proceedings of AGM deemed to be conducted at the Registered Office of the Company situated at P.O. Dhampur, Dist. Bijnor - 246761.

2. An Explanatory Statement pursuant to Section 102 of the Companies Act, 2013 and Secretarial Standard- 2 on General Meetings issued by the Institute of Company Secretaries of India and Regulation 36 of Securities Exchange Board of India (Listing Obligations and Disclosure Requirements) Regulations, 2015 in respect to the Special Business to be transacted at the Annual General Meeting as set out in the Notice is annexed hereto as Annexure 1.
3. Since this AGM is being held through VC/OAVM pursuant to the MCA Circulars, physical attendance of members has been dispensed with. Accordingly, the facility for appointment of proxies by the members will not be available for the AGM and hence the Proxy Form and Attendance Slip and Route Map are not annexed to this notice.
4. Members attending the AGM through VC / OAVM shall be reckoned for the purpose of quorum under Section 103 of the Act.
5. As per the provisions of Clause 3 (A)(II) of the General Circular No. 20/ 2020 dated May 5, 2020, the matters of Special Business as appearing at Item Nos. 5 to 12 of the accompanying Notice, are considered to be unavoidable by the Board and hence, forming part of this Notice.

6. Brief Profiles under Regulation 36(3) of the SEBI (Listing Obligations and Disclosure Requirements), Regulations, 2015 and in terms of Secretarial Standard-2 issued by the Institute of Company Secretaries of India in respect of the Director seeking appointment and re-appointment at the Eighty Seventh Annual General Meeting forms part of this notice.
7. In compliance with the MCA Circulars and SEBI Circular dated 13th May, 2022, Notice of the AGM alongwith the Annual Report 2021-22 is being sent only through electronic mode to those Members whose email addresses are registered with the Company/ Depositories. Members may note that the Notice and Annual Report 2021-22 will also be available on the Company's website [www.dhampursugar.com](http://www.dhampursugar.com), websites of the Stock Exchanges, i.e., BSE Limited and National Stock Exchange of India Limited at [www.bseindia.com](http://www.bseindia.com) and [www.nseindia.com](http://www.nseindia.com) respectively, and on the website of National Securities Depository Limited (NSDL) at [www.evoting.nsdl.com](http://www.evoting.nsdl.com).
8. For receiving all communication (including Annual Report) from the Company electronically:
  - a) Members holding shares in physical mode and who have not registered/ updated their email address with the Company are requested to register / update the same by writing to the Company with details of folio number and attaching a self-attested copy of PAN card at [investordesk@dhampursugar.com](mailto:investordesk@dhampursugar.com).
  - b) Members holding shares in dematerialised mode are requested to register / update their email addresses with the relevant Depository Participant.
9. In accordance with the provisions of Section 72 of the Companies Act, 2013, members are entitled to make nominations in respect of the equity shares held by them, in physical form. Members desirous of making nominations may procure the prescribed Form SH-13 from the Registrar & Share Transfer Agent, M/s Alankit Assignments Limited and have it duly filled and sent back to them.
10. The Register of Members and Share Transfer Books of the Company will remain closed from 8th September 2022 to 14th September 2022 (both days inclusive).
11. Pursuant to Regulation 12 of SEBI (Listing Obligation and Disclosure Requirement) Regulations, 2015 and amendment thereto read with the SEBI Circular dated



April 20, 2018, all Companies are mandated to use approved electronic mode of payment for making cash payments such as Dividend to the Members (where core banking details are available) or to print the bank account details of the Members (as per the Company's records) on the physical payment instruments (in case where the core banking details are not available or electronic payment instructions have failed or rejected by the Bank).

Hence, the Members are requested to furnish/update their bank name & branch, bank account number and account type along with other core banking details such as MICR (Magnetic Ink Character Recognition), IFSC (Indian Financial System Code) etc. at the earliest with:

- a) The respective Depository Participants (DP) (in case of the shares held in Electronic mode) or;
  - b) Alankit Assignments Limited, Registrar and Share Transfer Agent, Unit Dhampur Sugar Mills Limited, 4E/2 Jhandewalan Extension, New Delhi- 110055, Email Id- rta@alankit.com (in case of the shares held in Physical mode)
12. Securities Exchange Board of India has, vide its notification No. SEBI/LAD-NRO/GN/2022/66 dated 24th January, 2022 has mandated that requests for effecting transfer of securities shall not be processed unless the securities are held in the dematerialised form with a depository and also transmission or transposition of securities held in physical or dematerialised form shall be effected only in dematerialised form."

In view of the above and to avail the benefits of dematerialisation and ease portfolio management, Members are requested to consider and dematerialize shares held by them in physical form.

## II. PROCEDURE FOR INSPECTION OF DOCUMENTS:

1. The Register of Directors and Key Managerial Personnel and their shareholding maintained under Section 170 of the Act, the Register of Contracts or Arrangements in which the directors are interested,

maintained under Section 189 of the Act, and the relevant documents referred to in the Notice will be available electronically for inspection by the members during the AGM.

2. Members seeking any information with regard to the accounts or any matter to be placed at the AGM, are requested to write to the Company on or before Tuesday, 6th September, 2022 through email on [investordesk@dhampursugar.com](mailto:investordesk@dhampursugar.com). The same will be replied by the Company suitably.

## III. THE INSTRUCTIONS FOR MEMBERS FOR REMOTE E-VOTING AND JOINING ANNUAL GENERAL MEETING ARE AS UNDER: -

The remote e-voting period begins on Sunday, 11th September, 2022 at 09:00 A.M. and ends on Tuesday, 13th September, 2022 at 05:00 P.M. The remote e-voting module shall be disabled by NSDL for voting thereafter. The Members, whose names appear in the Register of Members / Beneficial Owners as on the record date (cut-off date) i.e. 7th September, 2022, may cast their vote electronically. The voting right of shareholders shall be in proportion to their share in the paid-up equity share capital of the Company as on the cut-off date, being 7th September, 2022.

### How do I vote electronically using NSDL e-Voting system?

The way to vote electronically on NSDL e-Voting system consists of "Two Steps" which are mentioned below:

Step 1: Access to NSDL e-Voting system

#### A) Login method for e-Voting and joining virtual meeting for Individual shareholders holding securities in demat mode

In terms of SEBI circular dated December 9, 2020 on e-Voting facility provided by Listed Companies, Individual shareholders holding securities in demat mode are allowed to vote through their demat account maintained with Depositories and Depository Participants. Shareholders are advised to update their mobile number and email Id in their demat accounts in order to access e-Voting facility.

Login method for Individual shareholders holding securities in demat mode is given below:

Type of shareholders	Login Method
Individual Shareholders holding securities in demat mode with NSDL.	<ol style="list-style-type: none"> <li>Existing <b>IDeAS</b> user can visit the e-Services website of NSDL Viz. <a href="https://eservices.nsdl.com">https://eservices.nsdl.com</a> either on a Personal Computer or on a mobile. On the e-Services home page click on the "<b>Beneficial Owner</b>" icon under "<b>Login</b>" which is available under 'IDeAS' section , this will prompt you to enter your existing User ID and Password. After successful authentication, you will be able to see e-Voting services under Value added services. Click on "<b>Access to e-Voting</b>" under e-Voting services and you will be able to see e-Voting page. Click on company name or <b>e-Voting service provider i.e. NSDL</b> and you will be re-directed to e-Voting website of NSDL for casting your vote during the remote e-Voting period or joining virtual meeting &amp; voting during the meeting.</li> <li>If you are not registered for IDeAS e-Services, option to register is available at <a href="https://eservices.nsdl.com">https://eservices.nsdl.com</a>. Select "<b>Register Online for IDeAS Portal</b>" or click at <a href="https://eservices.nsdl.com/SecureWeb/IdeasDirectReg.jsp">https://eservices.nsdl.com/SecureWeb/IdeasDirectReg.jsp</a></li> <li>Visit the e-Voting website of NSDL. Open web browser by typing the following URL: <a href="https://www.evoting.nsdl.com/">https://www.evoting.nsdl.com/</a> either on a Personal Computer or on a mobile. Once the home page of e-Voting system is launched, click on the icon "Login" which is available under 'Shareholder/Member' section. A new screen will open. You will have to enter your User ID (i.e. your sixteen digit demat account number hold with NSDL), Password/OTP and a Verification Code as shown on the screen. After successful authentication, you will be redirected to NSDL Depository site wherein you can see e-Voting page. Click on company name or <b>e-Voting service provider i.e. NSDL</b> and you will be redirected to e-Voting website of NSDL for casting your vote during the remote e-Voting period or joining virtual meeting &amp; voting during the meeting.</li> <li>Shareholders/Members can also download NSDL Mobile App "<b>NSDL Speede</b>" facility by scanning the QR code mentioned below for seamless voting experience.</li> </ol> <div style="text-align: center; border: 1px solid black; padding: 5px; margin: 10px 0;"> <p><b>NSDL Mobile App is available on</b></p> <p>  <b>App Store</b>               <b>Google Play</b> </p> <div style="display: flex; justify-content: space-around; align-items: center;">   </div> </div>
Individual Shareholders holding securities in demat mode with CDSL	<ol style="list-style-type: none"> <li>Existing users who have opted for Easi / Easiest, they can login through their user id and password. Option will be made available to reach e-Voting page without any further authentication. The URL for users to login to Easi / Easiest are <a href="https://web.cdslindia.com/myeasi/home/login">https://web.cdslindia.com/myeasi/home/login</a> or <a href="http://www.cdslindia.com">www.cdslindia.com</a> and click on New System Myeasi.</li> <li>After successful login of Easi/Easiest the user will be also able to see the E Voting Menu. The Menu will have links of <b>e-Voting service provider i.e. NSDL</b>. Click on <b>NSDL</b> to cast your vote.</li> <li>If the user is not registered for Easi/Easiest, option to register is available at <a href="https://web.cdslindia.com/myeasi/Registration/EasiRegistration">https://web.cdslindia.com/myeasi/Registration/EasiRegistration</a></li> <li>Alternatively, the user can directly access e-Voting page by providing demat Account Number and PAN No. from a link in <a href="http://www.cdslindia.com">www.cdslindia.com</a> home page. The system will authenticate the user by sending OTP on registered Mobile &amp; Email as recorded in the demat Account. After successful authentication, user will be provided links for the respective ESP i.e. <b>NSDL</b> where the e-Voting is in progress.</li> </ol>
Individual Shareholders (holding securities in demat mode) login through their depository participants	<p>You can also login using the login credentials of your demat account through your Depository Participant registered with NSDL/CDSL for e-Voting facility. upon logging in, you will be able to see e-Voting option. Click on e-Voting option, you will be redirected to NSDL/CDSL Depository site after successful authentication, wherein you can see e-Voting feature. Click on company name or e-Voting service provider i.e. NSDL and you will be redirected to e-Voting website of NSDL for casting your vote during the remote e-Voting period or joining virtual meeting &amp; voting during the meeting.</p>

**Important note:** Members who are unable to retrieve User ID/ Password are advised to use Forget User ID and Forget Password option available at abovementioned website.

**Helpdesk for Individual Shareholders holding securities in demat mode for any technical issues related to login through Depository i.e., NSDL and CDSL**

Login type	Helpdesk details
Individual Shareholders holding securities in demat mode with NSDL	Members facing any technical issue in login can contact NSDL helpdesk by sending a request at <a href="mailto:evoting@nsdl.co.in">evoting@nsdl.co.in</a> or call at toll free no.: 1800 1020 990 and 1800 22 44 30
Individual Shareholders holding securities in demat mode with CDSL	Members facing any technical issue in login can contact CDSL helpdesk by sending a request at <a href="mailto:helpdesk.evoting@cdslindia.com">helpdesk.evoting@cdslindia.com</a> or contact at 022- 23058738 or 022-23058542-43

**B) Login Method for e-Voting and joining virtual meeting for shareholders other than Individual shareholders holding securities in demat mode and shareholders holding securities in physical mode.**

**How to Log-in to NSDL e-Voting website?**

1. Visit the e-Voting website of NSDL. Open web browser by typing the following URL: <https://www.evoting.nsdl.com/> either on a Personal Computer or on a mobile.
2. Once the home page of e-Voting system is launched, click on the icon "Login" which is available under 'Shareholder/ Member' section.
3. A new screen will open. You will have to enter your User ID, your Password/OTP and a Verification Code as shown on the screen.

*Alternatively, if you are registered for NSDL eservices i.e. IDEAS, you can log-in at <https://eservices.nsdl.com/> with your existing IDEAS login. Once you log-in to NSDL eservices after using your log-in credentials, click on e-Voting and you can proceed to Step 2 i.e. Cast your vote electronically.*

4. Your User ID details are given below:

Manner of holding shares i.e. Demat (NSDL or CDSL) or Physical	Your User ID is:
a) For Members who hold shares in demat account with NSDL.	8 Character DP ID followed by 8 Digit Client ID For example if your DP ID is IN300*** and Client ID is 12***** then your user ID is IN300***12*****.
b) For Members who hold shares in demat account with CDSL.	16 Digit Beneficiary ID For example if your Beneficiary ID is 12***** then your user ID is 12*****
c) For Members holding shares in Physical Form.	EVEN Number followed by Folio Number registered with the company For example if folio number is 001*** and EVEN is 101456 then user ID is 101456001***

5. Password details for shareholders other than Individual shareholders are given below:
  - a) If you are already registered for e-Voting, then you can use your existing password to login and cast your vote.
  - b) If you are using NSDL e-Voting system for the first time, you will need to retrieve the 'initial password' which was communicated to you. Once you retrieve your 'initial password', you need to enter the 'initial password' and the system will force you to change your password.
  - c) How to retrieve your 'initial password'?
    - (i) If your email ID is registered in your demat account or with the company, your 'initial password' is communicated to you on your email ID. Trace the email sent to you from NSDL from your mailbox. Open the email and open the attachment i.e. a .pdf file. Open the .pdf file. The password to open the .pdf file is your 8 digit client ID for NSDL account, last 8 digits of client ID for CDSL account or folio number for shares held in physical form. The .pdf file contains your 'User ID' and your 'initial password'.

- (ii) If your email ID is not registered, please follow steps mentioned below in process for those shareholders whose email ids are not registered.
6. If you are unable to retrieve or have not received the " Initial password" or have forgotten your password:
    - a) Click on "Forgot User Details/Password?"(If you are holding shares in your demat account with NSDL or CDSL) option available on [www.evoting.nsdl.com](http://www.evoting.nsdl.com).
    - b) Physical User Reset Password?" (If you are holding shares in physical mode) option available on [www.evoting.nsdl.com](http://www.evoting.nsdl.com).
    - c) If you are still unable to get the password by aforesaid two options, you can send a request at [evoting@nsdl.co.in](mailto:evoting@nsdl.co.in) mentioning your demat account number/folio number, your PAN, your name and your registered address etc.
    - d) Members can also use the OTP (One Time Password) based login for casting the votes on the e-Voting system of NSDL.
  7. After entering your password, tick on Agree to "Terms and Conditions" by selecting on the check box.
  8. Now, you will have to click on "Login" button.
  9. After you click on the "Login" button, Home page of e-Voting will open.

## **Step 2: Cast your vote electronically and join General Meeting on NSDL e-Voting system.**

### **How to cast your vote electronically and join General Meeting on NSDL e-Voting system?**

1. After successful login at Step 1, you will be able to see all the companies "EVEN" in which you are holding shares and whose voting cycle and General Meeting is in active status.
2. Select "EVEN" of company for which you wish to cast your vote during the remote e-Voting period and casting your vote during the General Meeting. For joining virtual meeting, you need to click on "VC/OAVM" link placed under "Join Meeting".
3. Now you are ready for e-Voting as the Voting page opens.
4. Cast your vote by selecting appropriate options i.e. assent or dissent, verify/modify the number of shares for which you wish to cast your vote and click on "Submit" and also "Confirm" when prompted.
5. Upon confirmation, the message "Vote cast successfully" will be displayed.
6. You can also take the printout of the votes cast by you by clicking on the print option on the confirmation page.
7. Once you confirm your vote on the resolution, you will not be allowed to modify your vote.

### **General Guidelines for shareholders**

1. Institutional shareholders (i.e. other than individuals, HUF, NRI etc.) are required to send scanned copy (PDF/JPG Format) of the relevant Board Resolution/ Authority letter etc. with attested specimen signature of the duly authorized signatory(ies) who are authorized to vote, to the Scrutinizer by e-mail to [cssaket.associates@gmail.com](mailto:cssaket.associates@gmail.com) with a copy marked to [evoting@nsdl.co.in](mailto:evoting@nsdl.co.in). Institutional shareholders (i.e. other than individuals, HUF, NRI etc.) can also upload their Board Resolution / Power of Attorney / Authority Letter etc. by clicking on "Upload Board Resolution / Authority Letter" displayed under "e-Voting" tab in their login.
2. It is strongly recommended not to share your password with any other person and take utmost care to keep your password confidential. Login to the e-voting website will be disabled upon five unsuccessful attempts to key in the correct password. In such an event, you will need to go through the "Forgot User Details/Password?" or "Physical User Reset Password?" option available on [www.evoting.nsdl.com](http://www.evoting.nsdl.com) to reset the password.
3. In case of any queries, you may refer the Frequently Asked Questions (FAQs) for Shareholders and e-voting user manual for Shareholders available at the download section of [www.evoting.nsdl.com](http://www.evoting.nsdl.com) or call on toll free no.: 1800 1020 990 and 1800 22 44 30 or send a request to Ms. Sarita Mote, Assistant Manager, NSDL at [evoting@nsdl.co.in](mailto:evoting@nsdl.co.in)

**Process for those shareholders whose email ids are not registered with the depositories for procuring user id and password and registration of e mail ids for e-voting for the resolutions set out in this notice:**

1. In case shares are held in physical mode please provide Folio No., Name of shareholder, scanned copy of the share certificate (front and back), PAN (self-attested scanned copy of PAN card), AADHAR (self-attested scanned copy of Aadhar Card) by email to investordesk@dhampursugar.com.
2. In case shares are held in demat mode, please provide DPID-CLID (16-digit DPID + CLID or 16 digit beneficiary ID), Name, client master or copy of Consolidated Account statement, PAN (self-attested scanned copy of PAN card), AADHAR (self-attested scanned copy of Aadhar Card) to investordesk@dhampursugar.com. If you are an Individual shareholder holding securities in demat mode, you are requested to refer to the login method explained at step 1 (A) i.e., Login method for e-Voting and joining virtual meetings for Individual shareholders holding securities in demat mode.
3. Alternatively, shareholder/members may send a request to evoting@nsdl.co.in for procuring user id and password for e-voting by providing above mentioned documents.
4. In terms of SEBI circular dated December 9, 2020 on e-Voting facility provided by Listed Companies, Individual shareholders holding securities in demat mode are allowed to vote through their demat account maintained with Depositories and Depository Participants. Shareholders are required to update their mobile number and email ID correctly in their demat account in order to access e-Voting facility.

**THE INSTRUCTIONS FOR MEMBERS FOR e-VOTING ON THE DAY OF THE AGM ARE AS UNDER:-**

1. The procedure for e-Voting on the day of the AGM is same as the instructions mentioned above for remote e-voting.
2. Only those Members/ shareholders, who will be present in the AGM through VC/OAVM facility and have not casted their vote on the Resolutions through remote e-Voting and are otherwise not barred from doing so, shall be eligible to vote through e-Voting system in the AGM.
3. Members who have voted through Remote e-Voting will be eligible to attend the AGM. However, they will not be eligible to vote at the AGM.
4. The details of the person who may be contacted for any grievances connected with the facility for e-Voting on the day of the AGM shall be the same person mentioned for Remote e-voting.

**INSTRUCTIONS FOR MEMBERS FOR ATTENDING THE AGM THROUGH VC/OAVM ARE AS UNDER:**

1. Member will be provided with a facility to attend the AGM through VC/OAVM through the NSDL e-Voting system. Members may access by following the steps mentioned above for Access to NSDL e-Voting system. After successful login, you can see link of "VC/OAVM link" placed under "Join meeting" menu against company name. You are requested to click on VC/OAVM link placed under Join General Meeting menu. The link for VC/OAVM will be available in Shareholder/Member login where the EVEN of Company will be displayed. Please note that the members who do not have the User ID and Password for e-Voting or have forgotten the User ID and Password may retrieve the same by following the remote e-Voting instructions mentioned in the notice to avoid last minute rush.
2. Members are encouraged to join the Meeting through Laptops for better experience.
3. Further Members will be required to allow Camera and use Internet with a good speed to avoid any disturbance during the meeting.
4. Please note that Participants Connecting from Mobile Devices or Tablets or through Laptop connecting via Mobile Hotspot may experience Audio/Video loss due to Fluctuation in their respective network. It is therefore recommended to use Stable Wi-Fi or LAN Connection to mitigate any kind of aforesaid glitches.
5. Members who would like to ask questions during the AGM with regard to any matter to be placed at the AGM, need to register themselves as a speaker by sending their request from their registered e-mail address mentioning their name, DP ID and Client ID/Folio Number and mobile number, to reach the Company's e-mail address investordesk@dhampursugar.com in at least 48 hours in advance before the start of the AGM. Only those Members who have registered themselves as a speaker shall be allowed to ask questions during the AGM.
6. The Company reserves the right to restrict the number of speakers at the Annual General Meeting.

**OTHER INSTRUCTIONS:**

1. Persons who have acquired shares and became Members of the Company after the dispatch of the Notice of the AGM but before the cut-off date of 7th September, 2022 may obtain their user ID and password for e-voting from the Company or NSDL (Phone: +91-22-24994600). If the member is already registered with NSDL e-voting platform, then he can use existing User ID and password for casting the vote through remote e-voting.

- II Mr. Saket Sharma, Partner of M/s GSK & Associates, Company Secretaries (Membership No. F4229, C.P. No. 2565), has been appointed as the Scrutinizer, to Scrutinize the voting process (electronically or otherwise) for the Annual General Meeting (AGM) of the Company in a fair and transparent manner and submit a consolidated Scrutinizer's report of the total votes cast to the Chairman or a person authorised by him in writing.
- III The voting rights of the Members shall be in proportion to their shares of the paid-up equity share capital of the Company as on the cut-off date. In case of joint holders, only one of the joint holders may cast his vote.
- IV The declared results along with the Scrutinizer's Report will be available on the Company's website at [www.dhampursugar.com](http://www.dhampursugar.com) and on the website of NSDL at [www.evoting.nsdl.com](http://www.evoting.nsdl.com), within two days of passing of Resolutions at the Annual General Meeting of the Company and will also be forwarded to the Stock Exchanges where the Company's shares are listed.

**d) IEPF RELATED INFORMATION:**

- 1. Pursuant to the provisions of Sections 124 and 125 of the Act, the Company has transferred, on due dates, all unclaimed dividends up to the Financial Year 2012-13 to Investor Education and Protection Fund

("said Fund") established by Central Government. Pursuant to the provisions of the Investor Education and Protection Fund Authority (Accounting, Audit, Transfer and Refund) Rules, 2016, as amended from time to time ("IEPF Rules"), the Company has uploaded the details of the unpaid and unclaimed amounts lying with the Company on the website of the Company [www.dhampursugar.com](http://www.dhampursugar.com). Those Members who have not so far claimed their dividend are advised to address their claim to the Company.

- 2. Pursuant to the provisions of Section 124(6) of the Act and the IEPF Rules, all equity shares of the Company on which dividend has not been paid or claimed for seven consecutive years shall be transferred by the Company to the said Fund as and when due. The details are also available on the Company's website [www.dhampursugar.com](http://www.dhampursugar.com). No claim shall lie against the Company in respect of those equity shares post their transfer to the said Fund. Upon transfer, Members will be able to claim these equity shares only from the said Fund by making an online application to the IEPF Authority, the details of which are available at [www.iepf.gov.in](http://www.iepf.gov.in). All correspondence should be addressed to Alankit Assignments Limited, (UNIT: Dhampur Sugar Mills Limited), Alankit House| 4E/2 Jhandewalan Extension| New Delhi - 110055.

## EXPLANATORY STATEMENT PURSUANT TO SECTION 102 (1) OF THE COMPANIES ACT, 2013.

### Item No. 4

#### Appointment of Joint Statutory Auditors and to fix their remuneration:

The members are informed that pursuant to provisions of Section 139 of the Companies Act, 2013 read with Companies (Audit and Auditors) Rules, 2014, Regulation 18 and Regulation 36(5) of SEBI (Listing Obligations Disclosure Requirements) Regulations, 2015 and other applicable provision (including any modification or re-enactment thereof), if any, of the Companies Act, 2013, the existing auditors i.e. M/s TR Chadha & Co., Chartered Accountants, and M/s Atul Garg & Associates, Chartered Accountants, Joint Statutory Auditors of the Company will retire at the conclusion of the forthcoming Annual General Meeting of the Company. It is further informed that M/s Atul Garg & Associates, Chartered Accountants have expressed their inability to continue as statutory auditors due to their other pre-occupations.

M/s TR Chadha & Co., Chartered Accountants, are eligible and have given their consent for re- appointment for another term of five years and certificate to the effect that they satisfy the criteria as prescribed in Section 141 of the Companies Act, 2013.

It is further informed that the Company has approached and received consent from M/s Mittal Gupta & Co. Chartered Accountants, Kanpur, to act as Statutory Auditors of the Company for a term of Five Years and certificate to the effect that they satisfy the criteria as prescribed in Section 141 of the Companies Act, 2013.

Based on the recommendation of Audit Committee, the Board of Directors at its meeting held on 29th May, 2022 approved the appointment of M/s TR Chadha & Co. and M/s Mittal Gupta & Co. as Joint Statutory Auditors of the Company for a term of five years from the conclusion of the ensuing Annual General Meeting until the conclusion of Ninety Second Annual General Meeting to be held in the year 2027. The appointment /re-appointment is subject to approval by the shareholders of the Company.

The proposed remuneration to be paid to M/s TR Chadha and Co. LLP, and M/s Mittal Gupta & Co. for audit services for the financial year ending March 31, 2023, is ₹ 15.00 Lakhs (Rupees Fifteen Lakhs ) plus applicable taxes and out-of-pocket expenses. Besides the audit services, the Company would also obtain certifications from the statutory auditors under various statutory regulations and certifications required by clients, banks, statutory authorities, audit related services

and other permissible non-audit services as required from time to time, for which they will be remunerated separately on mutually agreed terms, as approved by the Board of Directors in consultation with the Audit Committee.

The Board of Directors and the Audit Committee shall approve revisions to the remuneration of the statutory auditors for the remaining part of the tenure.

The Board of Directors, in consultation with the Audit Committee, may alter and vary the terms and conditions of appointment, including remuneration, in such manner and to such extent as may be mutually agreed with the statutory auditors.

Considering the evaluation of the past performance, experience and expertise of M/s TR Chadha & Co. and M/s Mittal Gupta & Co. and based on the recommendation of the Audit Committee, it is proposed to appoint them as Joint Statutory auditors of the Company for a term of five consecutive years till the conclusion of the 92nd Annual General Meeting of the Company in terms of the aforesaid provisions.

#### Brief profile of Auditors :

T R Chadha & Co LLP- has history of over 76 years and PAN India presence with 11 Locations, the firm has been providing industry expertise to numerous multinationals as well as reputed Indian companies. The firm offer wide array of services spanning across Assurance services, Internal Audit & Risk Advisory, Direct & Indirect and international Taxation & Consultancy Services. The Firm LLP identification number is AAF-3926. TRC is registered with Public Company Accounting Oversight Board (PCAOB) U.S.A. and is authorised to conduct US GAAP Audits.

Mittal Gupta & Co, with history of over 40 years has been conducting Statutory Central Audit of Banks, Large Corporates and Government Companies. They also provides services in Income Tax, SEBI and Corporate Laws and Management and Financial Advisors.

None of the Directors and Key Managerial Personnel of the Company and their respective relatives are concerned or interested, financially or otherwise, in passing the proposed Resolution.

The Board recommends the resolution set forth in item no. 4 for the approval of members.

The Board recommends the Ordinary Resolution as set out at item no. 4 of the notice for approval by the Members.

### Item No. 5

#### **Payment of Remuneration to the Cost Auditor for the Financial Year 2022-23:**

The Board of Directors in its meeting held on 29th May, 2022 upon recommendation of Audit Committee have approved the re-appointment of Mr. S.R. Kapur, Cost Accountant, Meerut (U.P.) as the Cost Auditors to conduct the audit of the cost records of the Company for the Financial Year 2022-23 at a remuneration of ₹2,00,000/- per annum. In accordance with the provisions of Section 148 of the Act read with the Companies (Audit and Auditors) Rules, 2014, ratification for the remuneration payable to the Cost Auditors for the Financial Year 2022-23 by way of ordinary resolution is being sought from the members as set out at item no.5 of the notice.

The Board recommends the Ordinary Resolution as set out at item no. 5 of the notice for approval by the Members.

None of the Directors or Key Managerial Personnel of the Company or their relatives is, in anyway, concerned or interested, in the resolution set out at item no.5 of the notice.

### Item No. 6

#### **Invitation and Acceptance of Fixed Deposits from the Members and Public:**

The Board in its meeting held on 29th May, 2022 have in-principally approved and recommended the invitation and acceptance of Fixed Deposits from the Members and Public pursuant to Sections 73 and 76 of the Companies Act, 2013 ("Act") and Companies (Acceptance of Deposits) Rules, 2014 ("Rules") as one of the modes to meet the ongoing fund requirements of the Company. The Fixed Deposit program would be credit rated on an annual basis. CARE Ratings, Credit Rating Agency has assigned the credit rating of "CARE A+ Stable (Single A PLUS) (Outlook: Stable)" for Fixed Deposits to the Company. It is proposed to authorise the Board or a committee thereof to negotiate and finalise the terms of Fixed Deposit Scheme and to do such other acts and deeds as may be necessary or incidental there to.

In compliance with the provisions of Sections 73 and 76 of the Act, read together with Rule 2(e) of the Companies (Acceptance of Deposits) Rules, 2014 approval of the members by way of an ordinary resolution is being sought from the members as set out at item no. 6 of the notice.

The Board recommends the Ordinary Resolution set out at item no. 6 of the notice for approval by the Members.

None of the Directors or Key Managerial Personnel of the Company or their relatives is, in anyway, concerned or interested, in the resolution set out at item no. 6 of the notice.

### Item No. 7

#### **Payment of Commission to Non- Executive Independent Directors of the Company:**

Non-Executive Independent Directors have been contributing towards the improved performance of the Company by providing their valuable time, expertise and advice to the Board of Directors.

The Board of Directors in its meeting held on 29th May, 2022, have recommended for the payment of Commission up to 1% of the Net Profits for the Financial year 2021-22 of the Company to be paid to such Non-Executive Independent Directors, as a gesture of acknowledging their contribution.

As per provisions of the Companies Act, 2013, approval of shareholders for payment of commission to Non-Executive Independent Directors, by way of Special Resolution is being sought from the members as set out at item no. 7 of the notice.

The Board recommends the Special Resolution as set out at Item no. 7 of the notice for approval by the Members.

None of the Directors or Key Managerial Personnel of the Company or their relatives except Non-Executive Independent Directors i.e. Mr. Mahesh Prasad Mehrotra, Smt. Nandita Chaturvedi, Mr. Anuj Khanna, Mr. Yashwardhan Poddar and Mr. Satpal Kumar Arora, being recipient of the proposed commission are interested in this resolution.

### Item No. 8

#### **Re-appointment of Mr. Ashok Kumar Goel as Chairman and Executive Director and to fix his remuneration.**

Mr. Ashok Kumar Goel was appointed as Chairman of the Company in the Board Meeting held on 4th May, 2022. He was appointed as Executive Director for a period of three years with effect from 1st April, 2020 to 31st March, 2023 which was approved by the shareholders in its meeting held on 2nd September, 2019. The term of Mr. Ashok Kumar Goel as Executive Director will end on 31st March, 2023. It is proposed to re-appoint him for another term of five years w.e.f 1st April, 2023.

It is informed that the Company has received a declaration from Mr. Ashok Kumar Goel, that he is not disqualified from being appointed as a director in terms of Section 164 of the Companies Act, 2013 and has also received his consent to continue to act as a Director.

Mr. Ashok Kumar Goel is the promoter of the Company and the Chairman on the Board. He has been affiliated with Dhampur and has served on the Board since 1969. Mr. Goel has over 52 years of experience in the sugar and paper industries. He has served as the President of the Indian Sugar Mills Association



and the Uttar Pradesh Sugar Mills Association. He is the Founder President of the Indian Agro Paper Mills Association. We take pride in his representation, time and again, at the World Bridge Championships. In April, 2022, he was a Member of the Indian Team which won the Silver Medal at the 45th World Bridge Championships, Salsomaggiore, Italy. He has been President of Bridge Federation of Asia & Middle East (BFAME) and Vice President of Asia Pacific Bridge Federation (APBF) from 2015 to 2019 and is President Emeritus of BFAME since 2019. The Company will need his vision and experience. Looking into these aspects it is proposed to re-appoint him as Chairman and Executive Director of the Company for another period of 5 (Five) years w.e.f. 1st April, 2023.

The Board of Directors of the Company (the "Board") at its meeting held on 29th May, 2022 have considered and recommended for the re-appointment of Mr. Ashok Kumar Goel considering recommendations of Nomination and Remuneration Committee.

The Board recommends the Special Resolution as set out at item no. 8 of the notice for approval by the Members.

None of Directors or Key Managerial Personnel except Mr. Ashok Kumar Goel, himself and Mr. Gaurav Goel, Directors of the Company, being relative of Mr. Ashok Kumar Goel are interested in this resolution.

#### Item No. 9

##### **Re-appointment of Mr. Gaurav Goel as Managing Director and to fix his remuneration.**

Mr. Gaurav Goel was re-appointed as Managing Director of the Company for a period of three years with effect from 1st April, 2020 to 31st March, 2023 which was approved by the shareholders in its meeting held on 2nd September, 2019. The term of Mr. Gaurav Goel as Managing Director will end on 31st March, 2023. It is proposed to re-appoint him for another term of five years w.e.f 1st April, 2023.

It is further informed that the Company has received a declaration from Mr. Gaurav Goel, that he is not disqualified from being appointed as a Director in terms of Section 164 of the Companies Act, 2013 and has also received his consent to continue to act as a Director.

Mr. Gaurav Goel is Promoter and Managing Director of the Company having experience of more than two decades in Sugar Industry and has been associated with Board since 1994. He is a Business Management Graduate from United Kingdom and has graduated with a certificate for the Owner/President Management Program (OPM) at Harvard Business School. He is a Member and Past President of, Indian Sugar Mills Association and Indian Sugar Exim Corporation Ltd. He has been Chapter Chairman of Young Entrepreneurs Organization (YPO Delhi) and EO Delhi. He is also the Chairman of the Green Sugar Summit held by CII.

The Board of Directors of the Company (the "Board") at its meeting held on 29th May 2022 have considered and recommended for the re-appointment of Mr. Gaurav Goel considering recommendations of Nomination and Remuneration Committee.

The Board recommends the special resolution as set out at item no. 9 of the notice for approval by the Members.

None of Directors or Key Managerial Personnel except Mr. Gaurav Goel himself and Mr. Ashok Kumar Goel, Director of the Company, being relative of Mr. Gaurav Goel is interested in this resolution.

#### Item No. 10.

##### **Increase in remuneration of Ms. Ishira Goel**

Ms Ishira Goel was appointed as General Manager of the Company at a remuneration of ₹ 1.00 Lakhs per month by the Board of Directors in its meeting held on 31st October, 2018 based on the recommendation of Nomination and Remuneration Committee.

The Board of Directors has approved the elevation of Ms. Ishira Goel to the position of Vice President and increase in remuneration to ₹ 2.50 lakhs ( Rupees Two Lakhs Fifty Thousand Only ) for the period from 1st June, 2022 till 30th September, 2022 and thereafter ₹ 3.00 Lakhs (Rupees Three Lakh Only) per month with 5% increase every year, based on the recommendations of Nomination and Remuneration Committee and Audit Committee.

The increase in remuneration to ₹ 3.00 Lakhs per month requires approval of members of the Company as Ms. Ishira Goel is relative of Mr. Gaurav Goel, Managing Director of the Company, in terms of provisions of Section 188 (1) (f) of the Companies Act, 2013 and rules made thereunder and Regulation 23 of SEBI (Listing Obligations and Disclosure Requirements) Regulations, 2015.

Mr. Gaurav Goel, being relative of Ms Ishira Goel is interested in the resolution.

The Board recommends the Ordinary resolution as set out at item no. 10 of the notice for approval by the Members.

#### Item No. 11.

##### **Appointment of Mr. Anant Pande as Whole time Director of the Company**

Mr. Anant Pande was appointed as Chief Executive Officer of the Company w.e.f 1st July, 2022 in the Board Meeting held on 29th May, 2022. Now it has been proposed to appoint him as Whole time Director of the Company for a period from 27th July, 2022 upto 23rd June, 2025.

The Company has received a declaration from Mr. Anant Pande, stating that he is not disqualified from being appointed

as a Director in terms of Section 164 of the Act and has also received his consent to act as a Director.

Mr. Anant Pande is a graduate B.E. (Hons) Chemical and M.Sc. (Hons) Chemistry having work experience of more than 35 years. He has been associated with various chemical industries in India and abroad like Jubilant Ingrevia Ltd. (formerly known as Jubilant Life Sciences Ltd.) , Atul Ltd., Aditya Birla group, Continental Carbon India and Indo Greenfuel Pvt. Ltd. He was leading overall Operations for Jubilant Ingrevia Ltd. as the President and Chief of Operations and leading Manufacturing Operations of Jubilant Generics Ltd as well. Prior to joining Jubilant, he also worked for Atul Ltd., Aditya Birla group in different geographies and businesses like Carbon Black (in India & Egypt) and Vegetable oils (Malaysia & Philippines). Continental Carbon India Ltd. (CCIL) as Chief Executive – Operations.

The Board of Directors of the Company (the "Board") at its meeting held on 27th July, 2022 have considered and recommended for the appointment of Mr. Anant Pande considering recommendations of Nomination and Remuneration Committee.

The Board recommends the Special Resolution as set out at item no.11 for approval of the members.

None of Directors or Key Managerial Personnel except Mr. Anant Pande himself is interested in this resolution

## **Item No. 12**

### **Appointment of Ms. Pallavi Khandelwal as Independent Director and Woman Director of the Company**

In accordance with the provisions of Section 149 read with Schedule IV to the Act, appointment of an Independent Director

requires approval of members. Based on the recommendation of the Nomination and Remuneration Committee, the Board of Directors has proposed the appointment Ms. Pallavi Khandelwal (DIN: 09685535) to be appointed as an Independent Director and Woman Director on the Board of the Company.

The appointment of Ms. Pallavi Khandelwal shall be effective upon approval by the members in the Meeting.

The Company has received a notice in writing from a member along with the deposit of requisite amount under Section 160 of the Act proposing the candidature of Ms. Pallavi Khandelwal for the office of Directors of the Company respectively. Ms. Pallavi Khandelwal is not disqualified from being appointed as a Director in terms of Section 164 of the Act and has given their consent to act as Director. The Company has received the declaration from her that she meets the criteria of independence as prescribed both under sub-section (6) of Section 149 of the Act and under the Securities and Exchange Board of India (Listing Obligations and Disclosure Requirements) Regulations, 2015 ("Listing Regulations"). In the opinion of the Board, she fulfills the conditions for her appointment as an Independent Director and Woman Director as specified in the Act and the Listing Regulations.

The Board recommends the Special Resolution as set out at the Item no. 12 of the notice for approval of the Members.

None of the Directors or Key Managerial Personnel of the Company or their relatives except Ms. Pallavi Khandelwal is in any way, concerned or interested, in the resolutions set out in item no. 12 of the notice relating to the appointment as Non-Executive Independent Director and Woman Director .

**Brief Profiles of Directors as required under regulation (3) of Regulation 36 and of the SEBI (Listing Obligations and Disclosure Requirements), Regulations 2015 and in terms of Secretarial Standard-2 issued by the Institute of Company Secretaries of India in respect of the Director seeking re-appointment in Annual General Meeting.**

Sr. No.	Particulars	Mr. Ashok Kumar Goel	Mr. Gaurav Goel	Mr. Anant Pande	Ms. Pallavi Khandelwal
1.	Date of Birth	01.05.1946	24.09.1973	22.03.1963	03.04.1978
2.	Date of Appointment/ Reappointment	15.03.1969	04.04.2007	27.07.2022	27.07.2022
		01.04.2020	01.04.2020		
3.	Educational Qualification	Graduate	Graduate	Graduate	Graduate
4.	Experience and Expertise in specific functional Areas	Mr. Ashok Kumar Goel is the promoter of the Company and the Chairman on the Board. He has been affiliated with Dhampur and has served on the Board since 1969. Mr. Goel has over 52 years of experience in the sugar and paper industries. He has served as the President of the Indian Sugar Mills Association and the Uttar Pradesh Sugar Mills Association. He is the Founder President of the Indian Agro Paper Mills Association. We take pride in his representation, time and again, at the World Bridge Championships. In April, 2022, he was a Member of the Indian Team which won the Silver Medal at the 45th World Bridge Championships, Salsomaggiore, Italy. He has been President of Bridge Federation of Asia & Middle East (BFAME) and Vice President of Asia Pacific Bridge Federation (APBF) from 2015 to 2019 and is President Emeritus of BFAME since 2019. with the Company as a Promoter Director since 1969.	Mr. Gaurav Goel is Promoter and Managing Director of the Company having experience of more than two decades in Sugar Industry and has been associated with Board since 1994. He is a Business Management Graduate from United Kingdom and has graduated with a certificate for the Owner/ President Management Program (OPM) at Harvard Business School. He is a Member and Past President, Indian Sugar Mills Association and Indian Sugar Exim Corporation Ltd. He has been Chapter Chair of Young Entrepreneurs Organization (YPO Delhi) and EO Delhi. He is also the Chairman of the Green Sugar Summit held by CII.	Mr. Anant Pande, Chief Executive Officer of the Company. He is B.E. (Hons) Chemical & M.Sc. (Hons) Chemistry. He has over 35 years of experience. In the past, he has worked with the Aditya Birla Group, Indo Greenfuel Private Limited, Continental Carbon India Limited and Atul Limited.	Ms. Pallavi Khandelwal has experience of 24 years. She is an Entrepreneur Art Consultant, provides art consultancy services to major architects, interior designers, and Corporates. She is part of Foundation for Indian Contemporary Art (FICA), a non-profit organization.
5.	List of other public Limited Companies in which directorships held.	a) Goel Investments Limited. b) RKBK Limited	a) Goel Investments Limited b) Mangalam Cement Limited c) Indian Sugar Exim Corporation Limited d) Saraswati Properties Limited	NIL	NIL
6.	Name of the listed entities from which the person has resigned in the past three years	NIL	NIL	a) Jubilant Pharmova Limited b) Jubilant Ingrevia Limited	NIL

Sr. No.	Particulars	Mr. Ashok Kumar Goel	Mr. Gaurav Goel	Mr. Anant Pande	Ms. Pallavi Khandelwal
7.	Chairman/Member of the Committees of the Board of Directors of the Company	Corporate Social Responsibility Committee - Chairman	a) Audit Committee – Member b) Stakeholders Relationship Committee – Member c) Risk Management Committee -Chairman d) Corporate Social Responsibility Committee - Member	NIL	NIL
8.	Chairman/Member of the Committees of the Board of Directors of other Companies.				
a)	Audit Committee	N.A.	Mangalam Cement Ltd.	N.A.	N.A.
b)	Stakeholder Relationship	N.A.	Mangalam Cement Ltd.	N.A.	N.A.
9.	No- of Equity Shares held in the Company	55384	2,016,904	NIL	NIL
10.	Number of Board Meetings attended during the year.	8	8	N.A.	N.A.
11.	Terms and Conditions of appointment /re-appointment along with remuneration sought to be paid.	Refer item no. 7	Refer item no. 8	Refer item no. 9	As per the Nomination and, Remuneration Policy of the Company as displayed on the Company's website.
12.	Remuneration last drawn	For remuneration details please refer Corporate Governance Report.	For remuneration details please refer Corporate Governance Report.	N. A	N. A
13.	Relationship with other Directors, Manager and Key Managerial Personnel	Mr. Gaurav Goel - Son	Mr. Ashok Kumar Goel- Father	N.A.	N.A.
14.	In case of Independent Directors, the skills and capabilities required for the role and the manner in which the proposed person meets such requirement	NA	NA	NA	Ms. Pallavi Khandelwal has experience of 24 years. She is an Entrepreneur Art Consultant, provides art consultancy services to major architects, interior designers, and Corporates. She is part of Foundation for Indian Contemporary Art (FICA), a non-profit organization.

**By Order of the Board  
For Dhampur Sugar Mills Limited**

**(Ashok Kumar Goel)**  
Chairman  
(DIN:- 00076553)

Place: New Delhi  
Date: 27th July, 2022







DHAMPUR

# Legacy for Tomorrow

Dhampur Sugar Mills Limited

Annual Report 2021-22

## Forward-looking statement

In this Annual Report, we have disclosed forward-looking information to enable investors to comprehend our prospects and take informed investment decisions. This report contains statements – written and oral – that we periodically, ‘projects’, ‘intends’, ‘plans’, ‘believes’ and words of similar substance in connection with any discussion of future performance. We cannot guarantee that these forward-looking statements will be realised, although we make, contain forward-looking statements that set out anticipated results based on the management’s plans and assumptions. We have tried wherever possible to identify such statements by using words such as ‘anticipates’, ‘estimates’, ‘expects’ believe we have been prudent in our assumptions. The achievement of results is subject to risks, uncertainties and even inaccurate assumptions. Should known or unknown risks or uncertainties materialise, or should underlying assumptions prove inaccurate, actual results could vary materially from those anticipated, estimated or projected. Readers should bear this in mind. We undertake no obligation to publicly update any forward-looking statements, whether as a result of new information, future events or otherwise.

## Contents

---

<b>03</b>	Corporate Snapshot	<b>37</b>	Cane development at Dhampur
<b>06</b>	Our multi-decade journey	<b>38</b>	Talent management at Dhampur
<b>08</b>	Our financial performance in the last two years	<b>40</b>	Dhampur: Our responsible HSE commitment
<b>12</b>	The demerger- and how this is expected to unlock value	<b>41</b>	Community engagement at Dhampur
<b>14</b>	The Managing Director’s statement	<b>42</b>	Sugar business
<b>18</b>	We are building one of the most liquid Balance Sheets in India’s sugar industry	<b>43</b>	Power business
<b>22</b>	The health of our business is derived from the health of our sector	<b>44</b>	Ethanol business
<b>25</b>	Our integrated value-creation report	<b>45</b>	Ethyl acetate and Potable spirits business
<b>34</b>	How Dhampur Sugar expects to enhance shareholder value	<b>46</b>	Management discussion & analysis
<b>36</b>	Manufacturing excellence at Dhampur	<b>55</b>	Board Report
		<b>84</b>	Report on Corporate Governance
		<b>103</b>	Standalone Financial Statements
		<b>201</b>	Consolidated Financial Statements





# Legacy for Tomorrow

'Legacy for Tomorrow' is not just a fancy catch line at our Company.

It represents our DNA; it is who we are.

The line acknowledges our roots in innovation (product, technology and processes).

The line is a testimony to our commitment to lead India's sugar industry by extending the sectorial frontier.

The line is a reference to our enduring values, while addressing the challenges of the future.

The line is our willingness to embrace emerging realities and enhance stakeholder value.

This is what the earlier generations, who promoted and managed our company, believed in; this is what we intend to sustain – even accelerate – across the future.



# A new beginning

This is the first annual report of Dhampur Sugar Mills Limited following its demerger.

The Company is placed at an attractive point in its existence.

The Company's five segments are competently positioned to deliver sustainable growth.

Besides, the Company is positioned to reorient its journey towards ethanol and chemicals.

We are optimistic that a deepening of the core business and diversification will enhance respectability, profitability and sustainability.

## CORPORATE SNAPSHOT

### **Dhampur Sugar Mills Limited.**

The Company has been in business for nearly 90 years. Over time, it has emerged as one of the most respected in India's sugar sector.

The time has come to make a new beginning.

- Through a demerger that empowers the Company to grow faster.
- Through a growth in the distillery business that will empower the Company to enhance revenues, margins and surpluses.
- Through a diversification into specialty chemicals that broadbases the Company's prospects.

These will reaffirm the Company's commitment to enhance value for its stakeholders in a sustainable way.



## The cornerstone of our business

### Our vision

Innovate and optimise for the benefit of all stakeholders

### Our mission

Making a positive contribution to the environment we operate in

### Professionalism

**Integrity:** Trusted partnership

**Commitment:** Be responsive

**Accountability:** Take ownership

### Passion to excel

**Determination:** Lead change and walk the extra mile for value adding team

**Work:** Build strength through a shared vision

**Learning & Innovation:** Innovate through learning

### Respect

**Diversity & Inclusiveness:** Provide equal opportunity

**Value time:** Punctuality in all areas

**Humanity:** Be sensitive and generate energy

### Act responsibly

**Business ethics:** Apply ethical principles

**Corporate citizenship:** Fulfil social, economic & legal responsibilities

**Corporate governance:** Drive fairness, accountability, responsibility and transparency

## Our legacy

Dhampur Sugar Mills Limited is among the leading sugar companies in the Country's organised sugar sector. The Company was established by Lala Ram Narain in 1933 with a cane crushing capacity of 300 Tonnes per day. The Company is now among India's oldest integrated sugar companies (manufacturing sugar, ethanol and chemicals at one end and power generation at the other).

## Our revenue mix

Business segments	Revenue (₹ Crores)		PBIT (₹ Crores)	
	FY 2020-21	FY 2021-22	FY 2020-21	FY 2021-22
Sugar	1739.90	1451.79	52.73	54.19
Power	203.35	213.01	76.62	82.40
Distillery	399.90	426.96	126.23	131.91
Chemicals	166.24	277.65	27.51	19.62
Potable spirit	86.90	290.67	(3.18)	(0.79)
Others	22.32	101.57	0.95	1.16

Sugar	Power	Distillery	Chemicals	Potable Spirits
White sugar	Power generation	Ethanol	Ethyl acetate	Country liquor
Branded sugar		Other allied products		
Raw sugar				

## Our manufacturing capacities

The Company possesses a cane crushing capacity of 23,500 Tonnes per day.

The Company's distillery possesses a capacity of 250 KLPD; an expansion of 130 KLPD (including 100 KLPD grain-based) through the 'C' heavy molasses route is under implementation, equivalent to a consolidated 500 KLPD (including 100 KLPD grain-based) through the 'B' heavy molasses route. The Company's power business possesses the capacity to generate 121 MW.

## Our locations

The Company enjoys an extensive presence in the cane-rich belt in Uttar Pradesh. The Company's two manufacturing units are based in Dhampur and Rajpura with a consolidated manufacturing capacity of 23500 TCD.

## Our manufacturing capacities



\*130 KLPD under implementation

## Our organisational goals

- To maintain our core competence in sugar manufacture with efficiency and production of allied products following the optimal utilisation of by-products
- Greater efficiency and effectiveness in resource utilisation
- Recruit and retain skilled and experienced human capital
- Establish the business around robust governance
- Foster the community proximate to our manufacturing locations

## Our products portfolio

The Company is engaged in the manufacture of sugar and the prudent utilisation of byproducts (bagasse and molasses) used in its distillery and power generation businesses. The diverse product basket has broad-based the Company's portfolio, resulting in enhanced stability and sustainability.

## Our people

The Company comprises a pool of skilled employees. More than 47% of the Company's employees were with the organisation for two decades at the close of FY 2021-22. The talent comprised capabilities across agriculture, manufacturing, IT, research, finance and other functions. The Company's employee strength stood at 1213 as on March 31, 2022.

## Our vendors

Dhampur has developed longstanding relationships with cane farmers due to its multi-decade experience. The Company's farmer relationships comprised 139,300 individuals as on 31st March, 2022.

## Our listing details

The Company's shares are listed on the National Stock Exchange and Bombay Stock Exchange. The Company's market capitalisation was ₹3147 Crores on NSE as on March 31, 2022.

**1933**

Sugar mill established at Dhampur (300 TCD)

**1995**

Commissioned a distillery in Dhampur with 100 KLPD

**2004**

Enhanced Dhampur distillery capacity to 140 KLPD

**2006**

Raised US\$ 53.7 Million through a GDR issue



**Our multi-decade journey**

**2007**

Installed multi-fuel high pressure boiler at Dhampur. Commissioned a greenfield sugar unit in Rajpura (7,500 TCD). Installed co-generation plants at Dhampur (65 MW), and Rajpura (12 MW).

**2008**

Enhanced cane crushing capacity at Dhampur to 15,000 TCD. Enhanced Dhampur distillery capacity to 170 KLPD.

**2012**

Installed bagasse dryers at Dhampur

## 2013

Enhanced Dhampur distillery capacity to 200 KLPD

## 2014

Enhanced Rajpura cane crushing capacity to 8500 TCD. Enhanced co-generation plant at Rajpura to 48 MW.

## 2015

Commissioned spent wash fire boiler

## 2018

Commissioned an incinerator slop boiler with 11.5 MW turbine (zero liquid discharge compliant distillery)

## 2019

Enhanced distillery capacity to 250 KLPD at Dhampur

## 2020

Embarked on the production of country liquor

## 2021

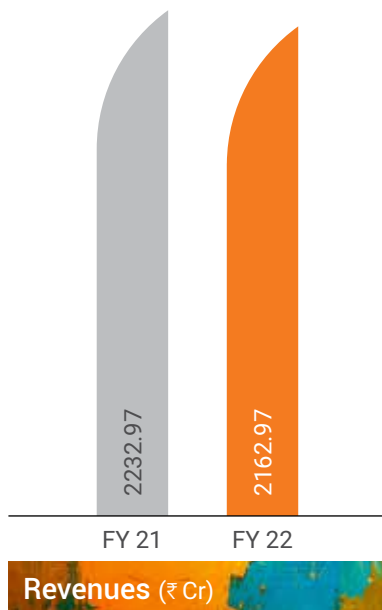
Dhampur 2.0 (demerger) with effect from April 1, 2021..

## 2022

130 KLPD (including 100 KLPD grain-based) expansion is under implementation based on the 'C' Heavy molasses route at the Dhampur unit.



# Our financial performance in the last two years



## Definition

Revenue is the income generated by a business from its main operations before the deduction of costs and expenses.

## Why is this measured?

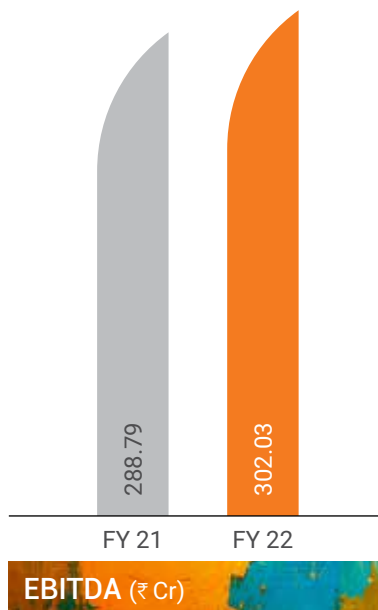
It is an index that showcases the Company's competitiveness in servicing customers with various cane-derived products - an effective indicator in comparing the company's size with competing firms.

## What does it mean?

This indicates the capacity of the Company to carve out market presence cum share, a foundation on which to amortise fixed costs.

## Value impact

Aggregate sales declined by 3.13% to ₹2162.97 Crores in FY 2021-22 due to lower sugar sales by 1.29 Lac Tonnes compared to FY 2020-21.



## Definition

Earnings before the deduction of interest, depreciation, extraordinary items and tax.

## Why is this measured?


It is an index that showcases the Company's ability to generate a surplus following the expensing of operating costs.

## What does it mean?

Provides a robust platform for the Company to build on.

## Value impact

The Company reported a 4.58% increase in its EBITDA in FY 2021-22.



## Definition

Profit earned during the year after deducting all expenses and provisions.

## Why is this measured?

It highlights the strength of the business model in generating value for shareholders.

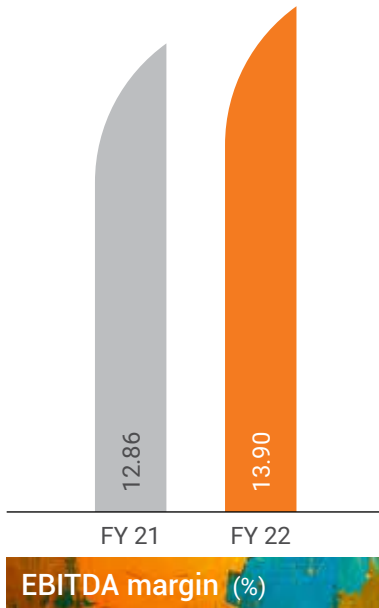
## What does it mean?

Ensures that adequate cash is available for reinvestment and allows the Company's growth engine to sustain momentum.

## Value impact

The Company reported a 0.47% increase in its net profit in FY 2021-22.





**Definition**

EBITDA margin is a profitability ratio used to measure a company's pricing strategy and operating efficiency.

**Why is this measured?**


The EBITDA margin provides a perspective of how much a company earns (before deduction of interest, depreciation and taxes) on each rupee of sales.

**What does it mean?**

Demonstrates buffer in the business which, when multiplied by scale, enhances surpluses.

**Value impact**

The Company reported a 1.04% increase in EBITDA margin during FY 2021-22.



*\*Includes demerged undertaking's figures*

**Definition**

It is a financial ratio that measures a Company's profitability and the efficiency with which its capital is employed in the business.

**Why is this measured?**


ROCE is a useful metric for comparing profitability across companies based on the amount of capital they use – especially in capital-intensive sectors.

**What does it mean?**

Enhanced ROCE can potentially drive valuations and perception.

**Value impact**

The Company reported 14.03% ROCE during FY 2021-22.



*\*Includes demerged undertaking's figures*

**Definition**

This is derived through the accretion of shareholder-owned funds.

**Why is this measured?**

Net worth indicates the financial soundness of the Company – the higher the better.

**What does it mean?**

This indicates the extent of shareholder funds available within the Company to grow the business.

**Value impact**

The Company's net worth strengthened attractively during the year under review.

# Our performance indicators

## Key financial ratios

Ratio	FY 2020-21	FY 2021-22
Raw material costs/Total turnover * (%)	74	71
Overheads/Total turnover * (%)	17	19
PBDIT/Total turnover * (%)	13	16
Interest/Total turnover * (%)	2	3
Interest cover (times)	6.09	5.02
PBDT/Total turnover *	12	13
Net profit/Total turnover * (%)	7	8
Cash profit/Total turnover *	10	11

\*Total turnover considered net of excise duty on sales

## Balance Sheet ratios

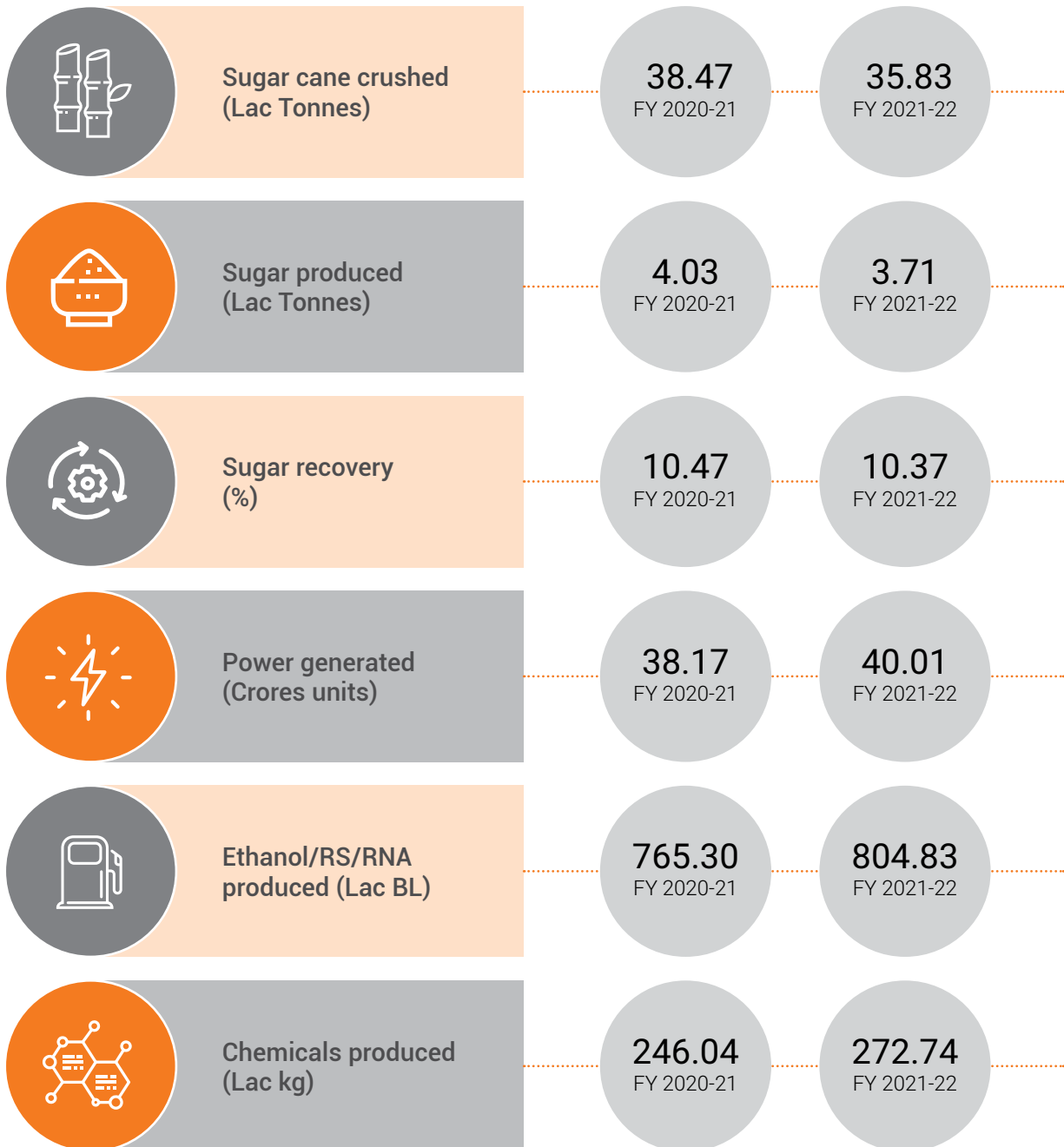
Ratio	FY 2020-21*	FY 2021-22
Debt service coverage ratio	0.40	0.33
Debt-equity ratio	0.73	0.99
Inventory turnover (times)	2.34	1.56
Current ratio	1.20	1.12
Net capital turnover ratio (times)	13.42	18.11
Return on Equity ratio	15.67%	11.78%

\*Includes demerged undertaking's figures

## Growth

Ratio	FY 2021-22
Growth in turnover (%)	(3.18)
Growth in PBDIT (%)	4.58
Growth in PAT (%)	0.47
Growth in cash profit (%)	2.04

# Our operational performance





# The demerger – and how this is expected to unlock value

## Overview

Dhampur Sugar was demerged into Dhampur Sugar Mills Limited and Dhampur Bio Organics Limited, with effect from 1 April 2021.

As per the scheme of arrangement, Dhampur Sugar Mills received the following as its share of the demerger:



The manufacturing facilities at Dhampur, which comprise sugar, power, ethanol, chemicals and potable spirits, among others.

The manufacturing facilities at Rajpura, which comprise sugar and power.

Besides, as per the scheme of arrangement, each holder of a share in the erstwhile Dhampur Sugar Mills Limited received one share of Dhampur Bio Organics Limited.

## Rationale

The demerger became necessary for various reasons in long-term shareholder interest.

**One**, the demerger was aligned with the diverging objectives of members of the promoter family, empowering them with an enabling structure to pursue their respective aspirations.

**Two**, the demerger created room for the entry of a professional management to graduate the Company to the next level, while defining the role of the promoter as a mentor and strategist.

**Three**, the demerger has created a nimbler corporate structure to facilitate fast-tracked growth.

**Four**, the demerger has created a foundation for the evolution of the Company from commodity to specialty products, a basis for value-addition, re-rating and wealth creation.

# Our assurance



We will be committed to enhance value for all stakeholders



We will do so through the highest standards of disciplined capital allocation



We will run our business with responsibility leading to sustainability



We will seek to add the highest value to a stick of cane through downstream businesses



We will be a five segment Company – sugar, power, distillery, chemical and potable spirit



We will retain optimum debt in our business

Gaurav Goel, *Managing Director*



# The Managing Director's statement

*Dear shareholder,*

---

## Overview

There are two words that shaped the performance of our business during the last year.

Cane was one and ethanol was the other.

The interplay of these two driving factors – at least for the moment – indicate what we are, where we are headed and what kind of value we intend to enhance for our shareholders over the foreseeable future.

Let us start with cane. There is a greater priority on the abundance, quality and timely availability of cane than ever before.

Cane is used to manufacture sugar; it could be completely diverted to the manufacture of ethanol; the byproduct generated from cane crushing is utilised to generate clean power. The result is that the entire operations of our Company are dependent on this single agricultural resource. Given the improved profitability of the sugar sector and the increased target for ethanol blending with petrol, there is a greater pressure for the Country to generate more cane than ever.

## Creditable

When seen from the national perspective, India performed creditably in terms of cane availability. During the sugar season of 2020-21, India

produced 31.20 Million Tonnes of sugar. At the start of the sugar season of 2021-22, India was expected to generate 31 Million Tonnes of sugar but gradually sugar estimates continued to increase and the result is that India produced 36 Million Tonnes by the end of the season.

We believe that this sharp improvement of 15% over the previous sugar season represents a growth in systemic confidence that comprises farmers, millers and primary industrial customers. This increase in output indicates that farmers have brought into the stability of cane pricing as announced by the government, a responsiveness of the government that will translate into superior miller cash flows and comes down to lower cane arrears on their books and the confidence that whatever they grew will be purchased by millers.

At Dhampur Sugar, we see this as a validation of the government's various private sector reforms and policies of the last few years. We also believe that this appreciable increase could be the start of a multi-year phenomenon that makes it possible for the country to maximise cane availability to service its growing ethanol appetite on the one hand and society's growing sweetener consumption on the other.

### Positive

We believe that this reality has various positive spin-offs: one, each time there is a decline in cane crop across some of the largest cane producing countries (as in Brazil at this moment), the consequent increase in sugar prices could create an attractive sugar export market for India. Besides, the faster the country increases its cane throughput, the quicker its millers will invest in incremental ethanol capacity and the quicker the government will respond by raising the ethanol blending target – a sequential win-win proposition for farmer, manufacturer and customer.

The principal message then is that the country has created a robust cane foundation, the benefits of which will accrue across the eco-system across the foreseeable future. I have indicated

this to assure our stakeholders that the sustainable growth of Dhampur will not be dependent on carving out a larger share of a static or declining cane market but a larger share of an enlarging market.

Even as this national cane perspective appears positive, there was a short-term anomaly during the 2021-22 sugar season. Cane yields were down in Uttar Pradesh on account of an extended rainfall and incidence of red rot disease. Dhampur crushed 7% lower cane in FY 2021-22 than in the previous season, restricting the Company from exercising its full capacity and related utilities. The utilisation reported by the Company's sugar capacity was 80% during the year under review compared with 78% in the previous financial year; the utilisation reported by the Company's ethanol capacity was 92% during the year under review compared with 88% in the previous financial year; the utilisation reported by the Company's cogen capacity was 75% during the year under review compared with 71% in the previous financial year.

Now let me come to the ethanol side of the business. At Dhampur, we believe that the prevailing realisations matrix makes it more profitable to manufacture ethanol. In view of this, the Company 'sacrificed' 150054 Tonnes of sugar and preferred to manufacture ethanol instead. The result is that ethanol production was 7.34 Crores litres and sugar production 3.71 Lac Tonnes during 2021-22.

### New beginning

I have often been asked: Where does the Company go from here?

There are a number of emerging realities that I would like our shareholders to consider.

**One**, the demerger of the erstwhile Company into Dhampur Sugar Mills Limited (name having been retained) will empower the management of the demerged company to carve out a new destiny that extends beyond sugar.

**Two**, the Company is presently engaged in enhancing its ethanol

capacity from 250 KLPD to 380 KLPD based on 'C' heavy molasses (effective 500 KLPD approx through 'B' heavy and syrup route). This capacity, commissioned in the third quarter of the current financial year, will capitalise on the increased cane that we expect to generate from our command area during the forthcoming sugar season. We also intend to utilise grain after the cane deliveries have exhausted, enhancing our ethanol capacity utilisation and our ability to capitalise on favourable fundamentals.

**Three**, we believe that there is a large and compelling world beyond commodity sugar that we need to explore. Dhampur Sugar entered the field of chemicals a few decades ago. The time has come to take this extension with enhanced seriousness. We intend to explore the speciality chemicals business over the coming years, an initiative that has commenced with the appointment of a Chief Executive Officer to graduate the Company into that direction. We believe that this extension will empower us to maximise value from a stick of cane, strengthening our overall sustainability.

The result is that the Company stands at an inflection point – not just on account of a new beginning with a fresh perspective but also because of the buoyant prospects in its sector that are expected to sustain.

I welcome our shareholders to of this exciting and rewarding journey.



**Gaurav Goel**, Managing Director

# Transforming our personality: Graduating from commodity to specialty



## Overview

The Company entered the business of chemical manufacture in 1991, utilising the molasses generated from cane crushing to create an entirely new business.

Over the years, the Company has manufactured chemicals like acetal dehyde, acetic anhydride, oxalic acid and ethyl acetate, validating its competence in this business.

The time has come for the Company to extend its competence to specialty

chemicals with the objective to enhance cane stick value, broad base revenues and address different downstream customers.

We believe that this reinvention will strengthen our forward integration and progressively strengthen our Return on Capital Employed, enhancing value for all our stakeholders.

We also believe that our progressive evolution into a specialty chemicals company, built around a robust agriculture foundation, will deepen our respect.



## ANALYSIS



# How we are building towards enhanced sustainability

**Capital allocation discipline:** What is going to be central to our business will be how we allocate our cash surplus a couple of years from now following the optimisation of long-term debt and our business being able to generate additional cash following our distillery expansion. As a resource intensive organisation, we intend to invest a sizeable part of that surplus in a high value-addition business.

**Multi-product presence:** We are a multi-product Company, with a presence across sugar, power, ethanol, chemical and potable spirit. We believe that these businesses are synergic on account of a resource parentage in cane; besides, our swing capacity makes it possible to manufacture sugar or ethanol as prevailing market dynamics warrant. The co-generation of business will remain constant without any significant change. Over time, the ethanol business will widen following the proposed capacity enhancement.

**Growing traction towards ethanol:** The Company's revenue mix will slant towards ethanol across the foreseeable future following the distillery expansion presently underway (to be commissioned in FY 2022-23) and the proposed conscious 'sacrifice' of sugar in favour of ethanol.

**Resizing our Balance Sheet:** One decisive transition in our business is likely to be in the cash-richness of the Balance Sheet following a decisive shift towards ethanol manufacture. The business dynamics influencing ethanol are vastly different from sugar.

While sugar needs to be produced in the immediate but stored across a year, it needs a large working capital to be locked in its inventorisation. On the other hand, ethanol can be produced, sold and proceeds recovered quicker, resulting in a lower working capital outlay (and hence debt). As the business gravitates towards ethanol, we see a progressive decline in our working capital outlay: even as we were sanctioned ₹880 Crores by the banks during the year under review, our peak working capital requirement was no more than ₹650 Crores. The outcome of the ethanolisation of our Company is that we will utilise a lower quantum of financial resources to report higher profits, reflected in an improved RoCE.

**Under-borrowed:** At the close of the year under review, we possessed ₹233.53 Crores in long-term debt and a debt-equity ratio of 0.99. Some 18% of our debt comprised concessional debt from the government.

**Balanced for resources:** We believe in the optimal utilisation of resources. Over the last number of years, we invested in only as much of cane crushing capacity that would generate adequate molasses that could be consumed in our downstream distillery or only as much bagasse as could be utilised in our power segment. This optimal sizing ensured that we would never have too much unutilised cane or byproducts or too little that would make us vulnerable to external purchases. By the virtue of this optimal sizing, we are equipped to maximise returns per stick of cane and generate

a high RoCE in our business.

**Cane development:** The key to our growth lies in how well we develop our command areas to generate an enhanced cane throughput. Our Dhampur command area comes with a multi-decade cane growing culture. During the year under review, we engaged with 92,124 farmers in this command area who covered around 85% of the spatial spread with cane. The Rajpura command area holds a larger headroom cane growing headroom with multi-year growth potential. This indicates room to increase cane coverage and, in turn, increase our cane crushing capacity (at a nominal cost), unleashing the next round of cane crushing growth within the Company.

**Broad-base beyond CO 0238:** The time has come to broad-base our cane mix beyond the tried and tested CO 0238. This cane variety yielded bumper dividends for the Company; it enhanced yield from 68.66 Tonnes in FY 2016-17 per hectare to a peak of 87.53 Tonnes per hectare in FY 2021-22 at the Dhampur unit. However, during the last season, this cane variety encountered red rot disease, indicating a decline in immunity. As a forward-looking Company, we will seek to broadbase our cane mix from an excessive dependence on one variety to advanced alternatives, the foundation for the next round of yield resurgence.

# We are building one of the most liquid Balance Sheets in India's sugar industry



## Overview

The Dhampur Sugar Balance Sheet is at the cusp of a significant transformation following the possibility of a sharp increase in the Company's profitability. We believe that this transformation is in line with the Company's commitment to enhance shareholder value in a sustainable way across the foreseeable future.

## Rapid transformation

We believe that given the prevailing plans of the Company, the Company's Balance Sheet will undergo a significant transformation. Even as the Company's Profit & Loss account is expected to become larger, the Balance Sheet is likely to deleverage following a sizable reduction in the Company's debt – to a point when the Company has optimum long-term debt on its books and annual increments in net worth generated from its earnings could grow its Balance sheet

## Revenue mix

The transformation in the Company's personality and profitability will be the result of the Company gravitation towards the non-sugar part of its

business. The first step toward this was taken some years ago when the Company commissioned co-generation and distillery capacities. During the current financial year, the Company's distillery capacity is being enhanced from 250 KLPD (on the basis of the C Heavy route of ethanol manufacture) to 500 KLPD (based on the B-Heavy route of ethanol manufacture). The Company's non-sugar business increased from 33.56% of overall revenues in FY 2020-21 to 47.43% in FY 2021-22. Growth in the Company's non-sugar business is expected to continue into FY 2022-23 coupled with profitability growth.

## Syrup component

The increased profitability of the business is not likely to be derived only from an increase in the ethanol component of the revenue mix; it is also likely to be derived from the process employed to manufacture ethanol. We believe that the syrup route to manufacture ethanol (without extending to the manufacture of molasses) will be the most profitable, providing the Company with incremental margins over alternatives.



## Exports

We believe that exports have turned favourable following a decline in sugar production in Brazil and a consequent increase in global realisations. The Company's sugar exports decreased during the year under review – from 206217 Tonnes in FY 2020-21 to 62123 Tonnes in FY 2021-22 with a corresponding increase in average realisation per Tonne from ₹23992 to ₹30668. The proportion revenues derived from exports decreased from 22.03% in FY 2020-21 to 8.68% in FY 2021-22. The Company will continue to appraise the option to export compared with domestic realisations.

## Arrears

The Company did not suffer any cane arrears during the year under review. As against the stipulation to remunerate farmers within 14 days, the company remunerated farmers in less than 12 days, strengthening relationships and incentivising the raising of more cane across the Company's command areas for the next season.

## Expansion competitiveness

One of the most decisive initiatives that we have taken to grow our company

has been through an increase in our ethanol manufacturing capacity to an effective 500 KLPD approximately on B heavy, which becomes effective from the third quarter of the current financial year. This expansion will prove value-accretive in two ways: the increase will address a growing national ethanol appetite, generating attractive profitability; the expansion is being commissioned at an average capital cost per litre that is significantly lower than the prevailing greenfield cost, making it possible to grow the business profitably from day one.

## Expansion financing

The terms at which the distillery expansions were financed are favourable. The company funded the ₹160 Crores project through ₹40 Crores of accruals and ₹120 Crores of debt. The debt is eligible for 50% interest subvention for five years, shrinking the payback.

## Expansion payback

The competitive commissioning of the expansion (by the virtue of a lower capital cost per litre, inspired by a sharing of existing infrastructure) could accelerate the break even of the expanded capacity and result in a

complete project payback in around two years.

## Gearing

One of the most visible manifestations of a transforming Balance Sheet will be in our debt optimisation. The Company had ₹233.53 Crores of long term debt and ₹645.59 Crores of short-term debt on its books as on March 31, 2022.

## Objectives

The objective of the finance team during the current financial year will be to enhance the debt service coverage ratio (indicating superior liquidity) and improve the Current Ratio. Besides, the team will attempt to leverage a superior credit rating to moderate the cost of debt, strengthening liquidity.

## Capital allocation

As the Company's expansion goes fully on stream, we expect an increase in revenues and cash flows; concurrently, we foresee a decline in debt that could lead the possibility of attractive free cash flows. This will lead to a premium on responsible capital allocation. The Company intends to focus on ethanol and chemicals that generate returns higher than what is being generated from sugar.



# Dhampur: Enhancing profitability through syrup-driven ethanol manufacture

## Overview

In the past, there was an emphasis at Dhampur to produce as much sugar as possible with the objective to enhance revenues and amortise fixed costs across a larger output.

The Company has altered its approach.

In the new Dhampur, there is an emphasis to produce an optimal quantity of sugar and ethanol with the objective to generate a superior overall return on investment.

During the year under review, the Company 'sacrificed' 64130 Tonnes of sugar output. The Company produced 73380 KL of ethanol instead. The result was that the Company generated a higher return per stick of cane.

The second shift in the Company's strategy was that it selected to produce 8330 KL of ethanol through the syrup route (starting March 2022). The Company generated ₹63230 per KL of ethanol through the syrup route during the year under review.

During the forthcoming sugar season, the Company is likely to produce all ethanol at its distillery from the syrup generated within, enhancing the overall syrup proportion in its ethanol mix that could strengthen realisations and profitability.



# Dhampur: Making a better sugar quality that makes it possible to sell faster

## Overview

At Dhampur, there has always been a preference to manufacture best-in-class sugar of the lowest possible icumsa (the finest sugar quality) that is used extensively by households, beverage and confectionary industries.

The Dhampur unit of the Company is aiming to produce more L grade sugar, which fetches attractive realisations and sells faster.

The Company resolved to not only increase the proportion of L grade sugar in the overall sugar mix but do it in a more efficient way.

The Dhampur management worked closely with employees in training them on superior techniques.

As training deepened and employees possessed a greater insight, the output and quality of sugar improved.

During the year under review, the proportion of L grade sugar in the unit's sugar mix increased from 18% to 23%; this is expected to increase further in the forthcoming sugar season.

This approach is expected to help the Company enhance realisations in a commodity segment, strengthening profitability.

# The health of our business is derived from the health of our sector

## Overview

The Indian sugar sector is at an unprecedented point where it is attractively placed to enhance stakeholder value. This reality is different from the past when its health translated into enhanced value for select stakeholders. What is different this time is that the health of India's sugar sector is expected to enhance value for all stakeholders, and the Country.

## Sugar

Much of our optimism related to the industry is derived from the health of the country's sugar sector. There was a time not too long ago when an increase in cane output usually translated into a decline in sugar realisations, pulling down the sectorial average. Besides, with successive state governments keen to announce higher cane prices, the sugar industry was always the first to be affected. The reality was that cane costs increased higher than usual, millers were needed to pay this higher cost and there was no guarantee that this could be covered by higher sugar realisations. The result was that what was good for the farmer was inevitably never good for the sugar producing sector.

This reality has changed in the last few years and there was never a better showcase than during the last sugar season when cane output increased beyond industry estimates – by 15% to a record 36 Million Tonnes. Normally this increase would have been accompanied by a decline in sugar

realisations. As it turned out, sugar realisations remained range-bound: between a high of ₹38 per kg and a low of ₹32 per kg, ending the financial year under review at ₹34 per kg. This relative stability of sugar realisations is possibly one of the first occasion in several years when cane costs and sugar realisations have not delivered a divergent trend.

This prompts the question: what could be the reason behind sugar realisations remaining steady despite an appreciable increase in resource availability? The answer in one word: fungibility.

Following the introduction of the National Biofuels Policy 2018, the Indian government has permitted sugar companies to invest in swing capacity: to move from the production of sugar at a time of cane excess to ethanol. The Indian sugar industry 'sacrificed' an estimated 2.4 Million Tonnes of cane during the last season and produced ethanol instead. This moderated the Country's sugar inventory; more importantly, it sent out a signal that each time national cane output increases, sugar realisations can be expected to remain steady.

There was something else that transpired during the last financial year that has had an impact on stable sugar realisations. The Country continued to export more sugar than usual, estimated at around 9.5 Million Tonnes. The Country was fortunate; due to an increase in international prices, Brazil decided to produce more ethanol than sugar. The result was that international

sugar prices strengthened and India did not need to discount its sugar to be able to sell – the Country exported a sizable sugar quantity at attractive realisations and moderated the inventory lying within the Country.

The result is that India's large sugar pipeline, its biggest price depressant, now began to turn favourable. The combination of increased exports and a greater shift from sugar to ethanol reduced the national sugar inventory by around 1.5 Million Tonnes.

What does this augur for the sugar sector? This is how we see the future unfolding: we see a sustained increase in India's sugar consumption moderating the existing sugar surplus; we also foresee the possibility of one bad monsoon reducing the country's sugar inventory overhang. When this transpires, we see sugar realisations appreciate closer to ethanol realisations, strengthening our profitability. More importantly, given the way the sugar sector is balanced between sugar and ethanol, we do not foresee the Country's sugar inventory being restored in a hurry, which indicates that one change in the supply dynamics could strengthen sugar realisations well into the long-term.

## Ethanol

This single product has been the biggest game changer in India's sugar sector. Following favourable government policy, it is more remunerative to produce ethanol today than sugar. This reality would have been only moderately remunerative

in the past, but for an important policy change: sugar companies have been empowered to 'sacrifice' sugar production and produce ethanol instead to the extent of their interest.

The result is that the movement from sugar to ethanol has accelerated – the extent of sugar 'sacrifice' increased from 2.4 Million Tonnes in sugar season 2020-21 to 3.5 Million Tonnes in sugar season 2021-22, the quantity by which less sugar was produced and more ethanol manufactured.

There are a number of realities that make ethanol one of the most attractive industry opportunities in decades: a virtually unlimited ethanol appetite from oil marketing companies, the enhancement of long-term policy to increase ethanol blending proportions with petrol (hence growing demand), an attractive realisation per KL announced by the government for all ethanol grades, secured payment within a limited period that has helped strengthen cash flows for producers and flexibility to access broken grains as feedstock.

The result is that the revenue mix of integrated sugar companies is changing in favour of ethanol revenues. At our Company, ethanol contributed 15.27% of revenues in the past, which increased to 15.46% during the year under review. Besides, the proportion of PBIT delivered by ethanol increased from 44.94% to 45.72%.

The Company expects its distillery

business to graduate to the next level during the current financial year when it commissions a 130 KLPD expansion (including 100 KLPD grain-based) that should be adequately utilised during the forthcoming sugar season.

### Cane

The stable prospects of the sugar and power businesses and the growing prospects of the distillery indicate that the business of the Company enjoys a positive momentum.

The long-standing arrears of farmers are likely to be get completely cleared from a sectorial perspective. We also foresee the receivables cycle trending downwards. Cane farmers have benefited in two ways in the past: increased farm yields and superior per Tonne returns. From this point onwards, we foresee quicker receivables enhancing farmer cash flows and cane planting. When this transpires, the cane resource available to the sugar sector could increase sustainably, broad-basing prospects for all the company's businesses.

We foresee that farmers will not only widen their command areas under cane, but will also invest better in farm technologies like machinery, information technology, better scientific practices and superior cane varieties. This investment could have a catalytic impact on cane output, widening the resource foundation of the sector and strengthening the next round of growth.

# 1.5

Million Tonnes,  
decline in India's  
sugar inventory  
in SS 2021-22.



## Our efficiency improvements in the last one year

**35.83**

Lac Tonnes, average crush in FY 2021-22

**10.37**

%, sugar recovery in FY 2021-22

**1.79**

%, sugar sacrifice losses in FY 2021-22

**38.47**

Lac Tonnes, average crush in FY 2020-21

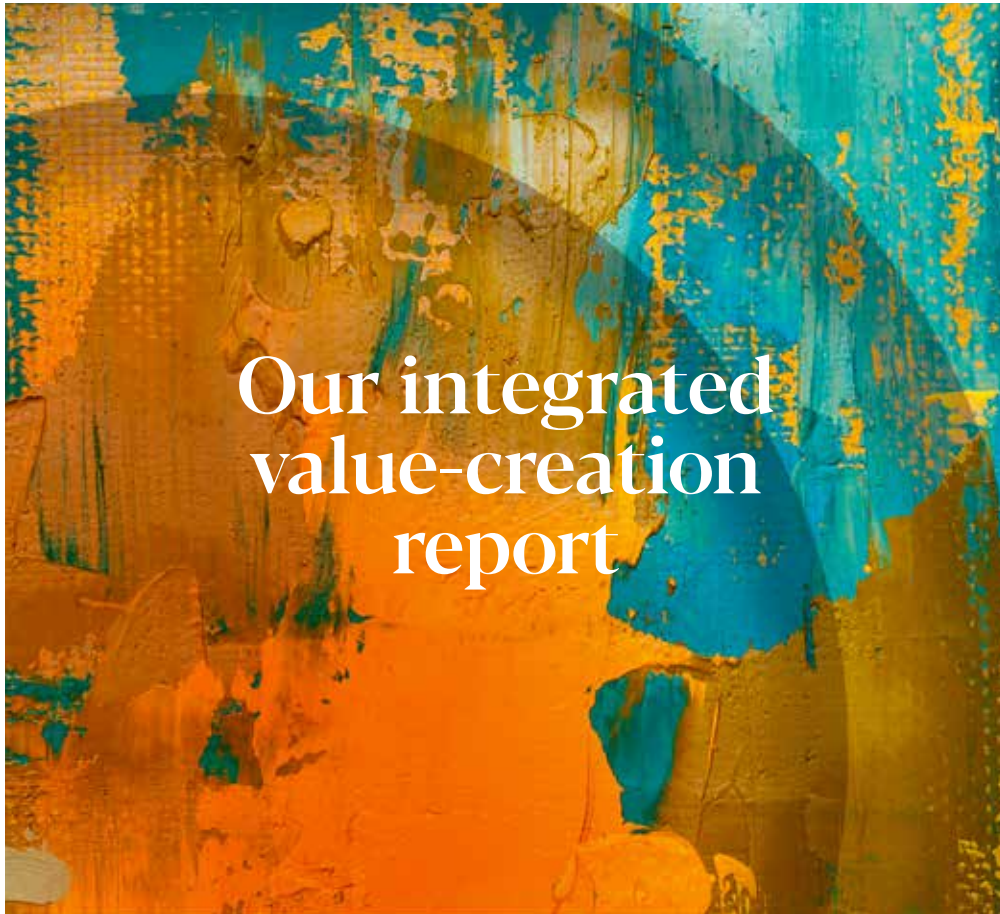
**10.47**

%, sugar recovery in FY 2020-21

**0.90**

%, sugar sacrifice losses in FY 2020-21





## Overview

In today's environment, it is no longer enough to enhance shareholder value but to increase stakeholder value.

This holistic approach is captured through the Integrated Value-Creation Report. The report draws on diverse strands (financial, management commentary, governance, remuneration and sustainability reporting) in explaining an organisation's ability to create,

enhance and sustain value.

Interestingly, the influence of an Integrated Report enhances an understanding across diverse stakeholders (employees, customers, suppliers, business partners, local communities, legislators, regulators and policy makers), underlining the need for an organisation to enhance value in a sustainable manner.

# Our sustainability framework

## Strategy

- Manufacture products that address growing or unmet needs
- Enhance environment responsibility
- Provide an integrated product basket

## Procurement economies

- Procure adequate quality resource through enduring relationships
- Procure much of the raw material from within the Company (for distillery and power)
- Procure sustainably through fair and timely remuneration

## Footprint

- Footprint across two factories in Uttar Pradesh
- Reach products where consumers are
- Address channel partners for sugar and direct clients for ethanol / power

## Manufacturing excellence

- Maximise asset utilisation
- Invest in cutting-edge technologies (cane and equipment)
- Manufacture a products range in each location (sugar grades and chemicals)





### **Brand and customer capital**

- Invest in the corporate brand; market most products B2B
- Deliver on-time and in full (especially for ethanol)
- Emphasise environment-social-governance standards

### **Financial structure**

- Strengthen revenue per stick of cane
- Enhance working capital efficiency

### **Environment integrity**

- Moderate resource consumption per unit of production
- Protect the region's environment balance
- Benchmark as per prevailing compliance standards

### **People competence**

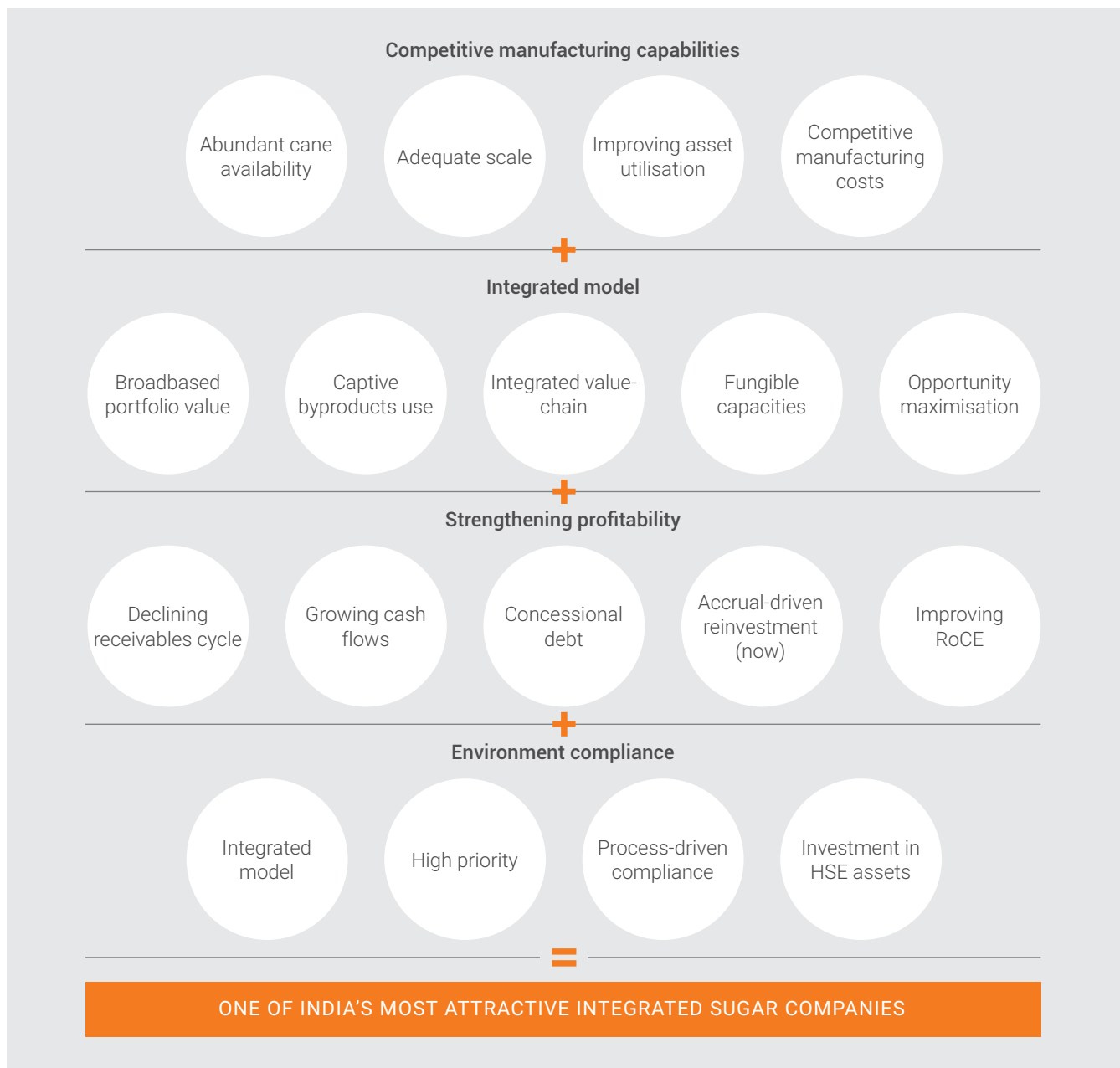
- Enhance talent productivity
- Invest in knowledge, experience and passion
- Deepen the culture of outperformance

### **Community support**

- Provide community support
- Focus on integrated development
- Engage in a sustainable way for extended impact

# How our business has been structured around competitiveness

DHAMPUR INVESTS IN ITS BUSINESS TO EMERGE AS A DEPENDABLE PARTNER



## BENEFITING OUR PARTNER ECO-SYSTEM

### Shareholders

Improving  
profitability

Strengthening  
market  
capitalisation

Declining long-  
term debt

### Customers

Dependable  
partner

Quality products  
and service

Accessibility,  
availability and  
affordability

### Employees

Stable  
employment

Extensive  
domain  
knowledge

Merit-respecting  
workplace

### Communities

Local recruitment

Environmentally  
safe operations

Engaged in  
community  
welfare

### Government

Contribution to  
exchequer

Driving  
employment








Safe and  
sustainable  
operations

DHAMPUR: POISED TO GROW IN A SUSTAINABLE MANNER

# The resources that go into value-creation



# Our long-term business strategy

	 <b>Strategic focus</b>	 <b>Innovate and excel</b>	 <b>Cost leadership</b>	 <b>Supplier of choice</b>	 <b>Robust people practices</b>	 <b>Responsible corporate citizenship</b>	 <b>Value-creation</b>
Key enablers	Nurturing a culture of process innovation and end product excellence, reflected in improving cane yields at the farmer end, increasing sugar recovery, high sugar/ chemical/ refined sugar quality	Driving a focus on operational excellence leading to cost leadership. Dhampur leveraged its rich experience to make timely investments in process automation coupled with a growing focus on business excellence (Total Productive Maintenance) and better asset sweating	The Company strengthened its position as a supplier of choice across each of its businesses— a preferred brand among sugar dealers, distributors and institutional clients as well as a trusted ethanol provider to OMCs and power supplier to grid	The Company is an employer of more than 1200 people across its facilities.  The Company's people engagement has been marked by delegation, empowerment, responsibility and accountability.  The result is that Dhampur's invigorating workplace is marked by training, engagement, appraisal transparency, attractive reward and outperformance	The Company is a responsible corporate citizen engaged in community development activities in the hinterland of its manufacturing facilities. The Company invested ₹5.97 Crores in CSR activities in FY 2021-22	The Company enhances value through the manufacture of a superior quality of sugar/ chemicals, high asset sweating and high utilisation of a cane stick.  Besides the Company invested in high governance standards, resulting in strategic stability, coupled with investments in business automation and systems	
Material issues addressed	Superior use of cutting-edge technology leading to product differentiation and corporate respect	Creating the basis of long-term viability through an any-market cost competitiveness	Enhancing revenue visibility through ongoing customer agreements	Creating a professional culture seeking overarching excellence in everything the Company does	Responsible community engagement, widening prosperity	Customer's needs for a superior or customised quality product	
Capitals impacted	Manufactured, Intellectual, Financial	Financial, Intellectual, Natural, Social and Relationship	Intellectual, Manufactured Social and Relationship	Intellectual, Human Relationship, Natural	Social and Relationship Natural	Intellectual, Manufactured, Social and Relationship	

# Enhancing value for stakeholders





# The value we enhanced in FY 2021-22

## Financial capital

- Earnings per share: ₹21.70
- Market capitalisation (as on March 31, 2022): ₹3147 Crores

## Intellectual capital

- Cumulative senior management experience: 252 years

## Manufacturing capital

- Revenues earned from the manufacture of sugar: ₹1451.79 Crores
- Revenues earned from the sale of power: ₹213.01 Crores
- Revenues earned from the manufacture of ethanol: ₹426.96 Crores
- Revenues earned from the manufacture of chemicals: ₹277.65 Crores
- Revenues earned from the manufacture of potable spirits: ₹290.67 Crores

## Human capital

- Employees: 1213
- Remuneration paid: ₹78.16 Crores

## Natural capital

- Power generated: 400 Million units in FY 2021-22
- Quantity of ethanol sold for blending with petrol: 721.87 Lac BL

## Social and relationship capital

- Number of cane growers associated with the Company: 1.39 Lac

• **Investors:** The Company enriched investors through dividends and capital appreciation.

• **Suppliers:** The Company sourced ₹1338.40 Crores of cane from cane farmers.

• **Employees:** The Company provided remuneration worth ₹78.16 Crores.



• **Distributors and suppliers:** The Company enhanced value for cane farmers through sustained resource offtake.

• **Government and regulations:** The Company paid ₹490.33 Crores to the exchequer.

• **Customers:** The Company manufactured sugar, power, ethanol, chemicals and potable spirits, generating ₹2162.97 Crores in revenues from customers.

# How Dhampur Sugars expects to enhance shareholder value



## Overview

At Dhampur, we possess a value-accretive business model.

The Company is present in five remunerative segments (sugar, power, ethanol, chemicals and potable spirits).

The businesses are interlinked as they are derived from cane (directly or indirectly).

These businesses address growing markets; in sugar, the growth is annually incremental while in power, ethanol, chemicals and potable spirits, the demand could be unlimited.

The Company has been a competitive producer, drawing from compact and proximate command areas on the one hand and enduring and competitive

assets on the other. The Company intends to grow each segment by volume and value, strengthening its critical mass that makes it possible to grow topline, competitiveness, surplus and stakeholder value.

The Company expects to grow largely through net worth generated from within. The Company is attractively placed to maximise the profit value of its earnings with an increase in every rupee per unit of sugar or ethanol of power realisations, strengthening earnings per share.

The Company is respected for its ability to recharge rural economies in the regions of its presence, emerging as a socio-economic driver with an increasing energy-focused personality.

### Diversify

Niche space; under-borrowed; marked by high margins

Increasingly relevant space

### Capacity balance

Balance capacities – cane availability, cane crushing, distillery, chemicals and co-generation

Optimal output for each subsequent business

No purchase of resources (molasses or bagasse) from external providers

**78**

%, capacity utilisation in sugar, 2020-21

**80**

%, capacity utilisation in sugar, 2021-22

### Sustained cane development

Patient convincing of farmers to raise more cane

Advocating superior cane, cropping support and prompt payment

Explore headroom for incremental cane planting in Rajpura

**38.47**

Lac Tonnes, cane crushed FY 2020-21

**35.83**

Lac Tonnes, cane crushed FY 2021-22

### Superior asset sweating

Maximise asset productivity through TPM, technology and stronger workflows

Focus on crushing around 200 days each sugar season

Enhance RoCE through superior economies and increased capacity utilisation

### Increased ethanol capacity

Expand capacity by 130 KLPD this year

Utilise B-Heavy and cane juice routes to generate ethanol output

Seller's market by volume; vast government ethanol appetite

**34623**

MT, sugar 'sacrifice' for ethanol as on March 31, 2021

**64130**

MT, sugar 'sacrifice' for ethanol as on March 31, 2022

### Deleveraging

**₹95.45**

Crores, debt repaid during the last financial year through enhanced cash flows

**48**

% of concessional debt as on March 31, 2021

**25**

% of concessional debt as on March 31, 2022

**0.73**

Debt-equity ratio as on March 31, 2021

**0.99**

Debt-equity ratio as on March 31, 2022

**7.11**

%, weighted average cost of debt, as on March 31, 2021

**6.80**

%, weighted average cost of debt as on March 31, 2022

### Operational excellence

Focus on generating more from less

Higher asset utilisation; cost moderation; innovative solutions

Growing TPM focus to enhance efficiency and deepen kaizen culture

**13**

%, EBIDTA margin, FY 2020-21

**14**

%, EBIDTA margin, FY 2021-22

### Protected annuity incomes

Co-generation sales contracted to Uttar Pradesh State Electricity Board for 20 years

Pre-contracted tariff provides long-term revenue visibility

Stable hedge during periods of low sugar realisations.

**8**

% of revenues derived from annuity business, FY 2020-21

**8**

% of revenues derived from annuity business, FY 2021-22

### Value-addition

Focus on ethanol manufacture through the syrup route

**34**

% of revenues derived from non-commoditised product niches, 2020-21

**47**

% of revenues derived from non-commoditised product niches, FY 2021-22

### Responsibility and sustainability

ESG-compliant business model

Protects the earth and communities (including zero water discharge)

Established corporate credibility, reflected in a strong credit rating

# Digitalisation at Dhampur



## Initiatives

- Proactive investment in digitalisation
- Replacement of conventional methods with digitalisation
- Investment in technologies and software versions (ERP and SAP)
- Timely upgradation to new technology versions

## Outlook

- Implementing budgeting tools, facilitating faster decision-making and management support system change
- Implementing business planning tools; facilitate scenario management and analyses

# Manufacturing excellence at Dhampur



## Overview

- Manufacturing competence strengthened through integration
- Broad-based value chain, enhancing value from each cane stick
- Enhanced uptime and accelerated crushing, completing cane crushing earlier
- Production of plantation white sugar
- Ethanol produced through dilution, fermentation and distillation processes

## Strengths

Sugar product quality among the best in the country

Production of a diverse products range (sugar, power, ethanol, chemicals and potable spirits , among others).

Among the first in India's sugar industry to adopt cutting-edge manufacturing technologies.

Compact layout design enhances savings

## Advancements

- Reduced milling section losses with grooved roller pressure feeder system in the mill; installed hydraulic drives and variable frequency drives
- Installed steam economy units to upgrade the boiling house.
- Upgraded the chemical technology to improve product colour
- Modified the distillery to produce ethanol from syrup
- Installed a new evaporator body to reduce steam consumption.
- Made control system changes to improve efficiency
- Introduced a conjugated policy unit to achieve zero liquid distillery discharge (Dhampur unit)

## Highlights, FY 2021-22

- Changes in boiling steam improved sugar quality
- Sugar colour improved from 107+ incumsah to less than 91

incumsah (Dhampur Unit)

- Moderated steam consumption by 10%, power consumption by 8% and improved capacity utilisation by 10% (Dhampur distillery).
- Embarked on ethanol plant capacity expansion by 130 KLPD.
- Introduced a CPU plant for waste water treatment

## Outlook

Proposed distillery operation on syrup from FY 2022-23

Upgrade a second mill with GRPF system

Install evaporator bodies and clarification system in boiling house

Crush larger cane quantum; moderate sugar losses

Install a separate plant to purify juice to provide superior syrup to the distillery.

BUSINESS DRIVER

# Cane development at Dhampur



## Overview

- Focus on the development of a robust cane pipeline, basis of increased asset utilisation.

Consistent farmer engagement, mechanised farming, timely knowledge support and necessary equipment helped enhance yield.

Sustained cane development helped the Company widen cane coverage in command areas and enhance cane variety.

## Achievements, FY 2021-22

The Company provided farmers masks and sanitisers, advocating social distancing when visiting our units.

The Company provided medical facilities, oxygen cylinders and medicines to farmers affected by the pandemic.

The cane development team identified red rot disease, burnt cane clumps and treated the soil.

The Company worked on three cane varieties (CO 15023, CO LK 14201 and CO L13235) to moderate its excessive dependance on the CO 0238 cane variety.

The Company crushed 35.83 Lac Tonnes of cane in FY 2021-22; capacity utilisation was 80%.

The Company's space planting initiative increased the distance between rows from 2-2.5 feet to 5 feet, enhancing yield 10%.

The Company organised village meetings to advise farmers on mechanisation advantages.

## Strengths

**App-based system:** The Company developed app-based cane management system, enhancing responsiveness to farmer needs.

**Proximity:** The proximity of the Company's cane fields (30 kms from manufacturing units) helped procure cane around a reduced cut-to-crush tenure and lower logistic costs.

**Balance:** The Company balances gate cane system and out centre cane system, moderating logistic costs.

**Potential:** The Company enjoys a possibility to increase cane area within its command areas.

**Replacement:** The Company's varietal seed replacement strategy will help moderate the incidence of diseases and crop damage.

## Outlook, FY 2022-23

- There is a projected increase in total cane area and crushing quantity.
- New disease-resistant seed varieties will reach each village servicing the two units.

## Case study

Barhampal Singh, a farmer associated the Company's Dhampur unit, was recognised for achieving the highest cane yield across North India by National Sugarcane Breeding Institute. He was extensively assisted by the Company through timely inputs, technology support and superior farm practices.

# Talent management at Dhampur



## Overview

- There is a premium on talent management in the Indian sugar industry.

The Company's HR team enhanced employee skillsets as per business needs.

The Company engaged in prudent recruitment, training, retention and career growth.

The Company is respected for being among the most competent and knowledgeable in its sector.

## Strengths

**Growth-oriented:** The Company encourages employees to assess the technical and financial viability of their ideas.

**Work-life balance:** The Company encourages its people to deliver within timelines.

**Sense of ownership:** The Company offers a sense of ownership and leadership to its people.

**Gender balance:** The Company provides equal opportunities to men and women at all levels; it encourages women to work in commercial and shopfloor functions (generally reserved for men).

## Our HR policy

The Company has a three-fold HR policy in place.

**One,** the Company focuses on hiring the best talent, engaging with them through various training and development opportunities and retaining them for longer periods of time.

**Two,** the Company focusses on continuous talent upgradation.

**Three,** the Company focusses on nurturing resources for senior positions.

## Our HR goal

The Company's HR goal is to be among the best employer or becoming the employer of choice. At Dhampur, we aim to hire and retain the best talent and build the talent pool for the Company's future expansions. The Dhampur

Group is poised for the next leap. To take the leap as an organisation, the Company intends to rely on its internal resources and develop them to assume positions of higher responsibility.

## Our HR initiatives

- The Company has engaged with the best placement agencies for senior recruitments.
- The Company follows a guru-shishya approach, where employees on the verge of retirement train new joiners.
- On account of the demerger, the Company transferred employees across units.
- The Company hired 56 employees at the plant level, process and administrative functions in FY 2021-22.
- The Company engaged freshers and mid-level executives in training sessions.
- The Company undertook cross-functional training to the technical and finance teams.
- The Company collaborated with a prominent institutes to skill its employees.
- The Company reinforced digital training to increase employee effectiveness (the video-based training is considered unique within the Country's sugar industry).
- The Company undertook a continuous review of employee performance; employees were rewarded in financial and positional improvements based on their performance.

## Outlook

- The Company plans to recruit CAs/CMAs for the finance team and engineers from BSI India and MSI India, in addition to fresher's from regional colleges and ITIs.
- The Company will seek to recruit from IITs and IIMs.
- The Company plans to digitalise its HR process.
- The Company proposes to nominate employees for external training from institutes like Indian Institute of Technology and Management Development Institute, among others.

WHAT OUR EMPLOYEES HAVE TO SAY ABOUT OUR COMPANY

# A caring and inspiring employer

“The care and kindness of the management during the pandemic motivated employees to come and work at the plant. The management made arrangements to get employees to their hometown in Bihar following the sugar season. During the second pandemic wave, one plant engineer could not return home despite a medical emergency. The management arranged for transport to drop him home 1,500 kilometers from Dhampur.”

**Vikas Agarwal**, Chief General Manager, Finance & Accounts, Dhampur unit.

“As I developed Covid symptoms, my colleagues kept in touch with me through WhatsApp, sharing jokes to keep me positive. My energy may have declined but my spirits improved. This convinced me that I was in the right company.”

**Vijayata Dixit**, Manager, Corporate affairs, Delhi

“During 2011, my 13-month daughter had to undergo a heart blockage operation. The Company provided me paid leave till the treatment was undergoing.”

**Shyam Saxena**, Accountant, Rajpura unit

“Sugar companies generally do not employ women. In Dhampur, men and women work together in the plant. Women employees are not only allocated to work in supporting departments like HR, materials, quality control and finance, but are allotted challenging roles in the electrical department where they need to work in shifts, or in the cane & time office as front line officers. Dhampur has set an example for gender diversity and changed the conventional thought process of the sugar industry.”

**Smriti Yadav**, Section Head, Human resources

# Dhampur: Our responsible HSE commitment



## Overview

There is a growing relevance to adopt sustainable practices.

Extensive adherence with environment policies has moderated water scarcity, resource depletion and pollution; these policies have also increased process safety.

Dhampur enhances HSE awareness within employees and other stakeholders, emphasising its commitment to a cleaner world. Over four years, TPM enhanced environment health and safety, graduating employees from a singular focus on plant operation and maintenance to holistic plant and environment health. During the year under review, the Company invested ₹0.68 Crores for the HSE function.

## Our HSE policy

The Company's HSE policy enhances employee safety and ensures that environment protection maintains product value. The Company's HSE philosophy reconciles zero accidents, zero breakdowns, zero defects and zero loss, translating into positive outcomes.

## Employee health and safety

Safe working environment increased employee confidence

The Company made prudent investments in enhancing employee

health and safety at Rajpura and Dhampur units.

## Initiatives

- The Company started monthly health checks of employees.
- The Company maintained a record of major and minor accidents; it undertook root cause analyses to prevent recurrence.
- The Company undertook vaccination programmes for employees, family members and associates.
- The Company installed new fire safety pumps and changed hydrant lines; it improved the fire protection system by increasing the compound value to ensure protection from chemical fire; it installed a potable fire extinguisher.
- The Company mandated the use of safety helmets, hand gloves and other precautionary items to eliminate workplace hazards.
- The Company provided additional health and safety resources (material, infrastructure and fire equipment).
- The Company conducted periodic mock drills to enhance preparedness.
- The Company conducted daily meetings to communicate its health and safety priority.
- The Dhampur unit reduced major accidents by more than half across two years; the Rajpura unit's commitment was validated by no Covid case in the unit.
- The Company celebrated National Safety Day on 4th March 2022; it conducted a reward and recognition programme under TPM focusing on employee health and safety.
- The Company distributed in-house

hand sanitisers across employees.

- The Company collaborated with Apollo Hospitals, Medanta and local hospitals to provide professional treatment to employees.

## Environment

Over the years, Dhampur strengthened its industry statesmanship through forward looking investments in technologies directed to moderate the consumption of finite resources. The Company took measures in the area of water conservation through rainwater harvesting.

## Initiatives

- The Company developed rainwater harvesting system for every area (plant and godown).
- Conducted activities related to green belt development including plantation initiatives (planted 54,000 trees in FY 2021-22).
- Undertook water recycling in the Dhampur unit.
- Covered bagasse conveyer belts with a canopy to control dust pollution in units.
- Developed a bagasse shed with three-directional covering, reducing air pollution.
- Installed dust collector vans outside the plant premises to reduce noise pollution.
- Stopped using water from bore wells in the Rajpura plant; used reprocessed and recycled water instead.
- Celebrated World Environment Day on 5th June 2021; plantation activities were conducted



# Community engagement at Dhampur



## Overview

We are committed to improve the living standards of communities through long-term stakeholder value creation.

The Company aims to care for and serve the community by designing a sustainable model that leads to socio-economic and ecological development in its areas of influence.

Our corporate social responsibility activities comprise education, sports, good agricultural practices, skill development, women's empowerment, healthcare / sanitation, rural development and environment sustainability.

## Programme 'village development'

The Company engaged with PHD Rural Development Foundation (PHDRDF), undertaking social welfare activities including healthcare and water conservation and worked as an implementing agency to undertake CSR activities. The Company implemented following projects through PHDRDF:

**Free mobile health services:** The Company provided better healthcare facilities to the under privileged and lower income groups in villages near Dhampur and Rajpura. PHDRDF organised generic health camp, eye care camp, women & child care camps and awareness generation camps.

**Pond rejuvenation:** The Company

undertook activities including cleaning the pond, concretisation of footpath, installation of benches and solar lights, setting up an iron gate cum fence and establishing pond embankments in villages.

## Health care

MAMTA Health Institute for Mother & Child (MAMTA-HIMC): Mamta works in the field of maternal child health and nutrition (MCHN); youth sexual and reproductive health and rights (YSRHR); communicable diseases (CDs) such as HIV and tuberculosis; and non-communicable diseases (NCDs). Under Dhampur's COVID response intervention, MAMTA-HIMC covered 125 villages in six months. The activities that were undertaken were as follows:

- Established linkages with social security schemes for distressed families
- Undertook women safety and psychological support schemes for victims of violence
- Created awareness on COVID-19 prevention to moderate the positivity rate
- Provided tele counselling to symptomatic patients in the existing geography
- Reached women (newly married, pregnant and lactating) through awareness activities covering thematic areas (COVID-19, vaccination and pertinent health issues)
- Connected households with district/state specific social security schemes
- Reached violence victims with psycho-social and other support services
- Sensitised families of victims on violence and related services.

## Provided oxygen generator to government hospitals:

Life-saving medicinal oxygen supplies were crucial for patients during second wave of Covid-19. Various hospitals across the Country reported shortage in medical oxygen due to the oxygen crisis that erupted on account of the Covid-19 second wave. The Company provided oxygen generators to government hospitals in Meeranaj and Ambedkar Nagar.

## Education

**Saksham Bal Vikas Sanstha:** Saksham is a charitable organisation committed to provide academic and vocational education to marginalised children. Saksham offers nutritional rice-based meals to students. The Company provided subsidies on the kitchen cost.

## Promoting education in rural areas:

The Company supported two schools (Pushp Niketan in Dhampur and Academy of Modern learning in Gunnaur) for promoting rural education. These schools offer quality education at concessional fees.

**Welfare home for children:** WHC has been looking after orphans, abandoned and destitute children for more than three decades in New Delhi. WHC offers lodging and boarding besides education. The Company paid three months of expenses of nutrition, health and electricity.

## Support to MITR Trust

MITR Trust is a community-based organisation working with 2500+ transgender individuals. The Company provided grants for shelter homes along with medical and nutritional support for four months to support transgender communities.

# Sugar business



## Overview

Dhampur Sugar enjoys nearly nine decades of experience in sugar manufacture. The Company possessed cane crushing capacity of 23,500 TCD as on March 31, 2022. The Company's manufacturing units (Dhampur and Rajpura) are situated in a cane-rich belt of Uttar Pradesh. The Company manufactures white and retail sugar. The Company strengthened its manufacturing potential through prudent investments in advanced technologies, training and specialisation, quality improvement, output, efficiency and environment compliance.

## Sectorial backdrop

India's sugar production for 2021-22 sugar season was estimated at 36 Million Tonnes while sugar consumption was pegged at 27.5 Million Tonnes. In FY 2021-22, 516 sugar mills in India were engaged in crushing compared to 487 mills in the previous year. Sugar production in Uttar Pradesh was estimated at 102 Lac Tonnes in 2021-22 compared to 110.59 Lac Tonne in the previous year due to lower cane yields and sugar recoveries coupled with an increased diversion of sugar for ethanol production. (Source: *Economic Times, The Hindu*)

The Indian Government permitted an increase in Fair and Remunerative Price (FRP) of sugarcane for 2021-22 sugar season at ₹290 compared to ₹285 for 2020-21 (for recovery less than 9.5%).

## Strengths

**Leadership:** Dhampur Sugar has been recognised as one of the most respected leader in the Indian sugar industry.

**Experience:** The Company has been engaged in sugar manufacture for more than nine decades.

**Location:** The Company's manufacturing units

are strategically located in the cane-rich belt of Uttar Pradesh.

**Logistics:** The Company procures virtually all its cane from within a 30 km radius of its manufacturing facilities, reducing logistics costs.

**Value-addition:** The Company manufactures value-added sugar and is expected to generate all its ethanol from syrup, enhancing margins.

## Highlights, FY 2021-22

- The Company's EBIT margin for the business stood at 3.73% in FY 2021-22 as against 3.03% in FY 2020-21.
- The Company crushed 35.83 Lac Tonnes of cane in FY 2021-22 as against 38.47 Lac Tonnes in FY 2020-21.
- The Company diverted 0.64 Lac Tonnes out of 4.36 Lac Tonnes of sugar for ethanol production.
- The Company manufactured 3.72 Lac Tonnes of sugar (comprising raw sugar 0.25 Lac Tonnes).
- The Company exported 0.62 Lac Tonnes of raw sugar.
- The Company registered 2.05 Lac Tonnes of inventory as on March 31, 2022 valued at an average ₹30840 per Tonne.
- The Company reduced steam and energy consumption at the Dhampur plant.

## Outlook

In FY 2022-23, the Company intends to reduce steam consumption and increase bagasse saving, reducing production costs. The Company will consistently motivate farmers to plant high-yield varieties, achieve better sugar recovery by moderating cut-to crush time, increasing processes and moderating sugar losses.

## BUSINESS VERTICAL ANALYSIS

# Power business



## Overview

Dhampur entered the power business in 2007 to increase bagasse utilisation from sugar production. Dhampur is among the largest co-generators in the Country with a consolidated capacity of 121 megawatts. The Company was one of the first in the sector to implement a 105 kgs/square centimetre multi-fuel high pressure boiler and 30 MW turbines, enhancing the yield ratio of steam to bagasse. The Company uses bagasse generated power in sugar production for onward power generation, 55% of which is consumed in-house and the remaining is exported to the State Electricity Grid. The power generated revenues are tax-free, which helps Dhampur to earn reasonable returns.

## Sectorial backdrop

India's national electric grid had an installed power capacity of 393.38 GW as on 31st December, 2021. India recorded 10% y-o-y power demand growth in 2021, the highest in a calendar year. India's power demand is expected to grow at an annual 6.5% between 2022 and 2024 on account of growing consumption in its industrial and residential segments.

## Strengths

**Technology:** The Company undertook prudent investments in cutting-edge power generating assets, increasing efficiency and productivity.

**Captive utilisation:** The Company utilises captive-generated bagasse, an eco-friendly fuel for power generation. Around 55% of its power requirement was addressed in-house.

**Diversified:** The Company's power sales accounted for 8% of its total revenues.

## Challenges and responses

Low power rates per unit impacted the Company's revenues and margins during the year under review.

The Company undertook long-term power purchase contracts that enhanced revenue visibility.

Weak monitoring of day-to-day operations could impact efficiency.

The power generation challenges were mitigated through a pre-defined approach.

## Highlights

- EBIT margin stood at 38.68% as against 37.68% in FY 2020-21.
- The Company produced 40.01 Crores units in FY 2021-22 as against 38.17 Crores units in FY 2020-21.
- The Company exported 19.53 Crores units as against 18.03 Crores units in the previous year.
- The Company's average realisations stood at ₹3.46 per unit as against ₹3.38 per unit in FY 2020-21.
- The Company undertook regular maintenance during the offseason to moderate downtime.

## Outlook

The Company is expected to add advanced equipment in its boiling house, which could result in a reduction in steam consumption. The Company intends to improve the steam-to-fuel ratio across plants to enhance efficiency.

# Ethanol business



## Overview

Dhampur started its distillery business in 1995 to increase byproduct utilisation, enhance revenues, strengthen value addition and broadbase risks. The Company started processing molasses with an installed capacity of 100 KLPD (at the time of commencement). The Company produces ethanol, ethyl acetate, extra neutral alcohol and other allied products.

The Company is among the largest suppliers of B-Heavy ethanol in Uttar Pradesh. During the year under review, the Company supplied 7.22 Crores litres of ethanol, of which 6.61 Crores litres was generated through the B-Heavy and 0.61 Crores litres from syrup routes. The average ethanol realisation was ₹58.18 per litre; ethanol realisation from syrup route was ₹63.23 per litre whereas from B-Heavy route was ₹57.69 per litre. The Company consumed its captively generated molasses (B-Heavy route). The distillery capacity was 250 KLPD which is under expansion to reach 380 KLPD (calculated as per the 'C' Heavy molasses route) during the current financial year. Following expansion through the 'B' Heavy molasses route, the expanded distillery capacity would be 500 KLPD (including 100 KLPD of grain-based capacity).

## Challenges and responses

Lack of preparedness to capitalise on increased ethanol offtake could impact revenues

The Company is engaged in enhancing capacity in FY 2022-23 and increasing ethanol production to capitalise on sectorial opportunities and increased ethanol blending.

The Company commenced syrup consumption in its distillery in March 2022.

The Company's employees are experienced. The process was implemented with knowledge and experience

## Sectorial backdrop

Total ethanol production was estimated at 335 Crores litres in 2021. For the ethanol supply year 2021-22, the Government increased the basic price of ethanol from sugar cane juice to ₹63.45 per litre from ₹62.65 per litre. The price of ethanol from C-heavy molasses route was enhanced from ₹45.69 per litre to ₹46.66 per litre whereas ethanol derived from B-heavy molasses was priced at ₹59.08 per litre compared to ₹57.61 per litre in the previous season.

India is poised to achieve a minimum 10% average ethanol blending in the current supply year of 2021-22. The National Biofuel Policy 2018 foresees a well-defined target of 20% blending of ethanol in petrol by 2025 to reduce oil import, warranting a ethanol supply of around 1,000 Crores litres (Source: the print.in).

## Strengths

**Beginner:** Dhampur is one of few Indian sugar companies to have commenced ethanol production as early in 1995.

**Extent:** The Company is among the largest producers of ethanol and derivative products from sugarcane in India.

**Relationships:** The Company enjoys lasting relationships with oil marketing companies.

**Captive utilisation:** Distillery capacity utilisation stood at 92% in FY 2021-22.

## Highlights, FY 2021-22

- EBIT margin for the business stood at 30.89% as against 31.56% in FY 2020-21.
- The Company sold 7.22 Crores bulk litres of ethanol at an average ₹58.18 per litre as against 6.06 Crores bulk litres at an average realisation of ₹55.19 per litre in FY 2020-21.
- The Company generated 7.34 Crores bulk litres of alcohol compared to 6.17 Crores bulk litres of alcohol in the previous year.
- The Company started distillery operations with cane syrup during the latter part of the financial year (through fermentation, distillation and effluent treatment). The complete process is designed to ensure zero liquid discharge.

## Outlook

The Company intends to commission a 130KLPD distillery. In the Dhampur unit, the Company produced 7.34 Crores litre of ethanol in FY 2021-22 and plans to increase production of ethanol in FY 2022-23 following its distillery commissioning.

BUSINESS SEGMENTS

# Ethyl acetate business



## Overview

Dhampur has been engaged in the manufacture of ethyl acetate from cane for three decades. The Company has been registered as a 'non-EU manufacturer' with around 50,000 TPA capacity as on 31st March, 2022. The Company exports ethyl acetate to Europe and Gulf countries. The Company's products comply with the desired standards of pharmaceutical and flexible packaging industries.

## Sectorial backdrop

The Indian ethyl acetate market was valued at US\$ 587.81 Million in 2020 and expected to grow at a CAGR of 8.07% to US\$ 1028.23 Million by 2027. The importance of ethyl acetate is increasing due to applications in coating

formulations for wood furniture, manufacture of instruments, mining hardware, farming hardware and marine equipment. Ethyl acetate is also utilised in the solvent cast process for making flexible packaging sheets.

## Highlights

- The Company produced 272.74 Lac kg in FY 2021-22 as against 246.04 Lac kg in FY 2020-21
- EBIT margin of this segment was 7.06% in FY 2021-22 as against 16.55% in FY 2020-21.
- The Company sold 270.74 Lac kg in FY 2021-22 as against 252.72 Lac kg in FY 2020-21.
- The Company's average realisations stood at ₹102.49 per kg in FY 2021-22 as against ₹65.53 per kg in FY 2020-21

BUSINESS SEGMENTS

# Potable spirits business



## Overview

Dhampur ventured into the country liquor space in 2014 through the manufacture of quality potable spirit. This business addresses the Company's obligation to supply levy molasses. Dhampur has three fully equipped semi-automatic lines for bottling and a dedicated line for tetra pack. This has helped the Company gain prominence in the Uttar Pradesh market with a fair contribution to the state exchequer.

## Highlights, FY 22

- The Company produced 11.63 Lac cases in FY 2021-22 as against 3.42 Lac cases in FY 2020-21
- The Company sold 11.63 Lac cases in FY 2021-22 as against 3.41 Lac cases in FY 2020-21.
- Average realisations were ₹259.51 per case in FY 2021-22 as against ₹258.35 per case in FY 2020-21.
- EBIT margin was at -0.27% in FY 2021-22 as against -3.66% in FY 2020-21.

# Management discussion & analysis



## Global economic overview

The global economy grew an estimated 5.9% in 2021 compared to a de-growth of 3.3% in 2020. This improvement was largely due to increased vaccination rollout the world over and a revival in economic activity based on catch-up consumption.

The global economic recovery is attributed to accelerated vaccine rollout across 4.4 billion people, around 56% of the global population (single dose). The spot price of Brent crude oil increased 53.34% from US\$ 50.37 per barrel at the beginning of 2021 to US\$ 77.24 per barrel at the end of the calendar year, strengthening the performance of oil exporting countries and moderating growth in importing nations. Global FDI reported an increase from \$929 billion in 2020 to an estimated \$1.65 trillion in 2021.

The global economy was affected by prohibitive shipping freight rates, a shortage of shipping containers and semiconductor chips in 2021, affecting global economic recovery. Inflation was at its highest since 2011, especially in the advanced economies, catalysed by a run up in commodity prices. Some emerging and developing economies were positioned to withdraw policy

support to contain inflation even as the economic recovery was still incomplete.

The prominent feature of the global economic activity during the year under review was a sharp revival in commodity prices to record levels following the drop at the time of pandemic outbreak. The commodities that reported a sharp increase in prices comprised steel, coal, oil, copper, foodgrains, fertilisers and gold.

The global economy is projected to grow at a modest 2.6% in 2022 following the Russia-Ukraine crisis. A higher interest rate environment could affect emerging markets and developing economies with large foreign currency borrowings and external financing needs in 2022.

Regional growth (%)	2021	2020
World output	5.9	(3.3)
Advanced economies	5.0	(4.9)
Emerging and developing economies	6.3	(2.4)

(Source: IMF, World Bank, UNCTAD)

## Performance of major economies

**United States:** The Country reported GDP growth of 5.7% in 2021 compared to a de-growth of 3.4% in 2020, following the government's investment of trillions of dollars in COVID relief.

**China:** The Country's GDP grew 8.1% in 2021 compared to 2.3% in 2020 despite it being the novel coronavirus epicentre.

**United Kingdom:** The Country's GDP grew 7.5% in 2021 compared to a 9.9%

de-growth in 2020.

**Japan:** The Country reported growth of 1.7% in 2021 following a contraction in the previous year.

**Germany:** The Country reported a GDP growth of 2.9% in 2021 compared to a decline of 4.9% in 2020.

(Source: World Bank, IMF, Business Standard, Times of India)

## Indian economic overview

The Indian economy reported an attractive recovery in FY 2021-22, its GDP rebounding from a de-growth of 7.3% in FY 2020-21 to a growth of 8.7% in FY 2021-22. By the close of FY 2021-22, India was among the six largest global economies, its economic growth rate was the fastest among major economies (save China), its market size at around 1.40 billion the second most populous in the world and its rural under-consumed population arguably the largest in the world.

## Y-o-Y growth of the Indian economy

	FY19	FY20	FY21	FY22
Real GDP growth (%)	6.1	4.2	(7.3)	8.7

## Growth of the Indian economy, FY 2021-22

	Q1, FY22	Q2, FY22	Q3, FY22	Q4, FY22
Real GDP growth (%)	20.1	8.4	5.4	4.1

The Indian economy was affected by

the second wave of the pandemic that affected economic growth towards the fag end of the previous financial year and across the first quarter of the financial year under review. The result is that after a growth of 1.6% in the last quarter of FY 2020-21, the Indian economy grew 20.1% in the first quarter of FY 2021-22 due to the relatively small economic base during the corresponding period of the previous year.

India's monsoon was abundant in 2021 as the Country received 99.32% of a normal monsoon, lower though than in the previous year. The estimated production of rice and pulses recorded volumes of 127.93 Million Tonnes and 26.96 Million Tonnes respectively. The total oilseeds production of the Country recorded a volume of 371.47 Million Tonnes. Moreover, based on the spatial and temporal distribution of the 2021 monsoon rainfall, the agricultural gross value added (GVA) growth in FY22 is anticipated to be 3-3.5%. The Country's manufacturing sector grew an estimated 12.5%, the agriculture sector 3.9%, mining and quarrying by 14.3%, construction by 10.7% and electricity, gas and water supply by 8.5% in FY 2021-22.

There were positive features of the Indian economy during the year under review.

India attracted the highest annual FDI inflow of US\$ 83.57 billion in FY 2021-22, a validation of global investing confidence in India's growth story. The government approved 100% FDI for insurance intermediaries and increased FDI limit in the insurance sector from 49% to 74% in Union Budget 2021-22.

The Indian government launched a four-year ₹6 Lac Crores asset monetisation plan (roads and highways, pipelines, power transmission lines, telecom towers, railways station re-development, private trains, tracks, goods sheds, dedicated freight corridor, railways stadiums, airports, projects in major ports, coal mining projects, mineral mining blocks, national stadia, redevelopment of colonies and hospitality assets).

In 2021, India was the largest recipient of global remittances. The Country received US\$ 87 billion during 2021, with the US being the largest source (20%). India's foreign exchange reserves stood at an all-time high of US\$ 642.45 billion as on September 3, 2021, crossing US\$ 600 billion in foreign exchange reserves for the first time.

India's currency weakened 3.59% from ₹73.28 to ₹75.91 to a US dollar through FY 22. The consumer price index (CPI) of India stood at an estimated 5.3% in FY 2021-22. India reported improving Goods and Services Tax (GST)

collections month-on-month in the second half of FY 2021-22 following the relaxation of the lockdown, validating the consumption-driven improvement in the economy. The Country recorded its all-time highest GST collections in March 2022 at ₹1.42 Lac Crores, 15% higher than the corresponding period in 2021.

India ranked 62 in the 2020 World Bank's Ease of Doing Business ranking. The Country received positive FPIs worth ₹51,000 Crores in 2021 as the Country ranked fifth among the world's top leading stock markets with a market capitalisation of \$3.21 trillion in March 2022.

The fiscal deficit was estimated at ~₹15.91 trillion for the year ending March 31, 2022 on account of higher government expenditure during the year under review.

India's per capita income was estimated to have increased 16.28% from ₹1.29 Lac in FY 2020-21 to ₹1.50 Lac in FY 2021-22 following a relaxation in lockdowns and increased vaccine rollout.

(Source: Economic Times, IMF, World Bank, EIU, Business Standard, McKinsey, SANDRP, Times of India, Livemint, InvestIndia.org, Indian Express, NDTV, Asian Development Bank)

## Indian economic reforms and Budget 2022-23 provisions

The Budget 2022-23 seeks to lay the foundation of the Indian economy over the 'Amrit Kaal' period of the next 25 years leading to 100 years of independence in 2047. The government is emphasising the role of PM Gati Shakti, Inclusive Development, Productivity Enhancement & Investment, Sunrise Opportunities, Energy Transition and Climate Action, as well as Financing of Investments.

The capital expenditure target of the Indian government expanded

by 35.4% from ₹5.54 Lac Crores to ₹7.50 Lac Crores. The effective capital expenditure for FY23 is seen at ₹10.7 Lac Crores. An outlay of ₹5.25 Lac Crores was made to the Ministry of Defence, which is 13.31% of the total budget outlay. A boost was provided to India's electric vehicle policy 'Scheme for Faster Adoption and Manufacturing of (Hybrid and) Electric Vehicle in India'. An announcement of nearly ₹20,000 Crores was made for the PM Gati Shakti National Master Plan to catalyse the infrastructure sector. An expansion of 25,000 km was initiated for FY 2022-23 for the

national highways network. To boost the agricultural sector, an allocation of ₹2.37 Lac Crores was made towards the procurement of wheat and paddy under MSP operations. An outlay of ₹1.97 Lac Crores was announced for the Production Linked Incentive (PLI) schemes across 13 sectors.

### Outlook

The Indian economy is projected to grow by around 7% in FY23, buoyed by tailwinds of consistent agricultural performance, flattening of the COVID-19 infection curve, increase in government spending, favourable reforms and an

efficient roll-out of the vaccine leading to a revival in economic activity.

Across the next three years, capital

expenditure in core sectors - cement, metal, oil refining and power - should be about ₹5 trillion. Besides, the government's production linked

incentives (PLI)-led capex should generate an incremental ₹1.4 trillion in sectors like consumer durables, pharmaceuticals and automobiles.

## Overview of global sugar production

Global sugar production for the marketing year 2021-22 was indicated at around 181 Million Tonnes, a marginal increase over the previous season. The drop in sugar production in Brazil was anticipated to be offset by gains in the European Union, India, Russia and Thailand. On the other hand, global sugar consumption at 174 Million Tonnes indicated growth by 2.6% YoY following robust demand coming out of China, India and Russia (Source: USDA)

## Performance of key sugar producing countries

**Brazil:** Brazil's sugar production was estimated to decline 6.1 Million Tonnes to 36.0 Million Tonnes. Being a major producer and exporter of sugar, this reduction is expected to have a key influence on world sugar supply and prices. In this country, 46% of the cane crop is expected to be processed for sugar and a larger proportion allocated to ethanol.

**Thailand:** Sugar production in Thailand is expected to increase to 10.0 Million Tonnes following the convergence of larger harvested area and better cane yield.

**European Union:** Sugar production in European Union is expected to increase by 1.2 Million Tonnes to reach 16.6 Million Tonnes as sugar beets – particularly in France, Germany, and Poland – suffered less from beet yellows virus disease compared to 2020. Sugar beet seeds in 2021 were permitted to be coated with a neonicotinoid such as clothianidin, imidacloprid, or thiamethoxam to protect them from beet yellow virus. Sugar consumption has increased slightly but is anticipated to remain below pre-COVID-19 levels. Sugar imports are expected to rebound to 2.0 Million Tonnes after reducing to 1.5 Million Tonnes in the previous year on account of high global prices. Stocks are expected to increase in line with increased production and imports.

**US:** Sugar production in this country is expected at a record 8.4 Million Tonnes with consumption expected to increase only marginally (Source: USDA)

## Indian sugar sector overview

India's sugar production was indicated initially at 310 Lac Tonnes after considering a diversion of 34 Lac Tonnes for ethanol production. However, towards the end of the season, the estimate was revised to

360 Lac Tonnes, indicating a record production after accounting for sugar capacity diversion towards ethanol and increased sugar exports. This indicates a robust under-current for cane growth, creating a favourable bedrock for the country's capacity to service its downstream industries. Uttar Pradesh, Maharashtra and Karnataka account for 85% of India's total sugar production.

India's total acreage under sugar cane was projected at nearly 54.55 Lac hectares in FY 2021-22 Sugar Season (SS), 3% higher than the previous sugar season. The Country's sugar consumption was estimated at 27.5 Million Tonnes on account of a revival in the Indian economy following the waning of the pandemic.

India was anticipated to retain its position as the largest consumer and second largest producer of sugar in the world. The sugar industry addressed nearly 12% of India's rural population across nine states, namely Punjab, Uttar Pradesh, Maharashtra, Andhra Pradesh, Bihar, Gujarat, Haryana, Karnataka, and Tamil Nadu. (Source: Economic Times, apps.fas.usda.gov)

## Sugar Balance Sheet 2021-22 (in Million Tonnes)

Opening stock	8.5
Estimated production during sugar season 2021-22	36
Sugar availability	44.5
Estimated domestic consumption	27.5
Targeted exports during sugar season 2021-22	10.0
Closing stock	7

(Source: Business Standard)



## Sugar opening stock, production, consumption and closing stock in India over the years (in Million Tonnes)

Year	Opening balance	Production	Consumption	Closing balance
2011-12	5.85	26.3	22.6	6.60
2012-13	6.60	25.1	22.8	9.3
2013-14	9.3	24.4	24.2	7.47
2014-15	7.47	28.3	25.6	9.08
2015-16	9.08	25.1	24.8	7.75
2016-17	7.75	20.3	24.5	3.88
2017-18	3.38	32.5	25.4	10.72
2018-19	10.72	33.16	26	14.5
2019-20	14.5	27.4	25.3	10.7
2020-21	10.7	30.8	26	8.5
2021-22	8.5	36	27.5	7

(E): Estimated

(Source: Financial express, Mordor Intelligence, Outlook India, Economic Times)

### Performance of major sugar producing states in FY 2020-21

**Uttar Pradesh:** Uttar Pradesh was estimated to have sugarcane area of 23.08 Lac hectares compared to 23.07 Lac ha in FY 2020-21 SS, almost similar to the previous year. Indian Sugar Mills Association anticipated a marginal yield decline coupled with sugar recovery especially due to the effect of enormous untimely rainfall especially in the Eastern region of the State. Therefore, the expected sugar production, without considering diversion for production of ethanol is estimated to be around 113.5 Lac Tonnes in FY 2021-22 SS.

**Maharashtra:** Maharashtra's cane area increased in the low double-digit percentages to 12.75 Lac hectares

in 2021-22SS, a year blessed by pre-monsoon rainfall and attractive monsoonal precipitation. Sugar production in Maharashtra was estimated at ~121.28 lac Tonnes in 2021-22 SS, without diversion into ethanol.

**Karnataka:** Sugarcane area in Karnataka marginally increased to 5.11 Lac ha in 2021-22 SS compared to 5.01 Lac ha in 2020-21 SS. Sugar production in the state was estimated at around 49.5 Lac Tonnes, without considering any diversion of sugar into ethanol.

### Sugar exports and imports

India's sugar export was estimated to grow to 9.5 Million Tonnes in the marketing year 2021-22 from a record 7.1 Million Tonnes in 2020-21.

The country will require better export realisations in the current season due to increased transportation cost due to higher fuel prices. In December 2021, the panel suggested that India withdraw subsidies under the production assistance, buffer stock and marketing and transportation schemes within 120 days from the adoption of this report. India is expected to face stiff competition from Thailand in 2021-22 SS in exporting to Indonesia. Political instability in Afghanistan could hamper sugar exports. The Indian sugar industry might have to make new arrangements for exporting sugar to Sri Lanka as it is facing a foreign currency shortage.

(Source: Chini Mandi, Business Today, Money Control)

### Sugar exports (in Million Tonnes)

Year	Export	Year	Export
2010-11	2.6	2016-17	-
2011-12	2.99	2017-18	0.5
2012-13	0.35	2018-19	3.8
2013-14	2.13	2019-20	5.9
2014-15	1.1	2020-21	7.1
2015-16	1.66	2021-22	10.0

(Source: Financial Express, Business Standard)

## Fair and remunerative prices

The Indian Government permitted the rise in Fair and Remunerative Price (FRP) of sugarcane for 2021-22 SS at ₹290 compared to ₹285 for 2020-21. For recovery rate less than 9.5%, the government fixed the farmers earning at ₹275.50 per quintal for sugarcane in 2021-22 SS as against ₹270.75 per quintal in 2020-21 SS. The new FRP is applicable for sugarcane purchase in 2021-22 SS.

The production cost of sugarcane for the 2021-22 SS is ₹155 per quintal. This FRP of ₹290 per quintal at a recovery rate of 10% is more than 87.1% over production cost, providing the farmers an excellent return of 50% over their cost. (Sources: PIB)

## FRP over the years (in ₹)

Year	FRP	Year	FRP
2010-11	130	2016-17	230
2011-12	139	2017-18	255
2012-13	145	2018-19	275
2013-14	170	2019-20	275
2014-15	210	2020-21	285
2015-16	220	2021-22	290

(Source: Chini mandi)

## Minimum support prices

The Indian sugar industry is looking for an increase in MSP of sugar from ₹3100/Quintal to ₹3450-3500/Quintal. Since 2019, MSP has remained constant. As per the Government, there is no requirement of MSP because of the diversion and good export as the natural prices in the market have increased and are moving in the range of ₹34-35 (per Kg). The MSP was system was intended to protect miller profitability when prices were diminishing but prices revived thereafter. Indian sugar is getting an increased market price in the domestic market coupled with good price in the foreign market. The future of MSP will remain dependent on international market behaviour. (Source: Times of India)

## Indian ethanol sector overview

India's ethanol production increased from 2.9 billion litres in 2020 to 3.35 billion litres in 2021 in response to the government's clarion call to enhance ethanol output and moderate fuel imports. India's ethanol blending program helped reduce oil imports; even as the blending was around 10% during the year under review, this is expected to increase to 20% ethanol blending with petrol by 2025.

To address this unprecedented opportunity, some sugar companies established dual-feed ethanol plants to use grain and corn coupled with sugarcane syrup and molasses.

The Indian government increased the procurement price of all three ethanol categories produced from different sources by 1.27 - 2.55% for the 2021-22 season. The Cabinet Committee

on Economic Affairs empowered public sector oil marketing companies to determine the price for ethanol produced from second generation sources (grain-based sources, such as broken unused rice, wheat or corn).

India's fuel ethanol consumption is expected to increase and reach 4 billion liters in marketing year 2021-22 compared to 3 billion litres in marketing year 2020-21. The government is dedicated to achieve the highest ever ethanol blending target of 10% in the current ethanol supply year of 2021-22. The government achieved the historic 8.1% of ethanol blending with petrol in the 2020-21 ethanol supply year.

(Sources: Financial Express, spglobal.com, Down to earth)

**2.9** billion litres

India's fuel ethanol production in 2020

**3.35** billion litres

India's fuel ethanol production in 2021

India's ethanol used as fuel and other industrial chemicals (in Million liters)

Calendar year	2012	2013	2014	2015	2016	2017	2018	2019	2020	2021 <sup>f</sup>
Beginning stocks	33	60	60	75	61	128	150	300	146	416
Production	2,154	2,057	2,002	2,292	2,061	1,671	2,692	2,552	2,981	3,178
Imports	5	108	193	204	432	722	607	704	722	750
Exports	177	233	180	165	136	141	129	50	133	140
Consumption	1,955	1,932	2,000	2,345	2,290	2,230	3,020	3,360	3,300	4,120
Fuel consumption	305	382	350	685	1,110	675	1,500	1,890	1,730	2,700
Ending stocks	60	60	75	61	128	150	300	146	416	84
Balance check	(1)	0	0	0	0	0	0	0	0	0
Production capacity										
Number of refineries	115	115	115	160	161	161	166	170	220	231+
Nameplate capacity	2,000	2,000	2,000	2,100	2,210	2,215	2,300	3,000	3,500	4,200
Capacity use (percent)	108	103	100	109	93	75	117	85	85	76
Co-product Production (1000 MT)										
Bagasse	108,309	102,360	105,642	108,699	97,485	79,176	118,784	99,942	118,374	119,603
Press mud*	14,441	13,648	14,086	14,493	12,852	10,438	15,660	13,176	15,606	15,768
Feedstock use for Fuel (1000 MT)										
Molasses	1,271	1,592	1,458	2,854	4,625	2,813	6,250	7,000	6,407	9,643
Market Penetration (Million Litres)										
Fuel Ethanol	305	382	350	685	1,110	675	1,500	1,890	1,730	2,700
Gasoline	21,842	23,749	25,848	29,651	33,265	35,701	38,896	42,266	34,930	36,000
Blend rate (percent)	1.4	1.6	1.4	2.3	3.3	1.9	3.9	4.5	5.0	7.5

(Source: FAS, Trade Data Monitor (TDM) and Industry sources)

F =Year 2021 is projected

## Power business

Sugarcane is among the most prominent agricultural sources of biomass energy. Sugarcane yields two types of biomass (sugarcane trash and bagasse). Bagasse is the fibrous residue left over after milling sugarcane with 45-50% moisture content and a mixture of hard fibre with soft and smooth parenchymatous (pith) tissue with high hygroscopic property. For every 100 Tonnes of sugar cane crushed, a sugar factory generates nearly 30 Tonnes of wet bagasse. Bagasse is particularly used as a primary fuel source for sugar mills. When bagasse is burned in a bulk quantity, it generates substantial heat and electrical energy to fulfill all the requirements of a typical sugar mill. The carbon dioxide emitted on burning the bagasse is equivalent to the amount of CO<sub>2</sub> that the sugarcane plant absorbed from the atmosphere during its growing phase, making the process of cogeneration greenhouse gas-neutral.

At present, the availability of biomass in India is estimated at around 750 MMT per year. In 2021, the country achieved the 10 GW target of biomass power with the present installed capacity of biomass power at 10.17 GW as against 4.4 GW in 2015. According to a study sponsored by the MNRE, biomass availability in India could result to a potential of about 28 GW. Additionally, about 14 GW additional power could be produced through bagasse-based cogeneration in the country's 550 sugar mills, if the mills adopt technically and economically optimal levels of cogeneration for generating power from the bagasse produced by them. (Source: Mongabay.com)

## Government initiatives

With an aim to motivate sugar mills to divert excess sugar to ethanol and to achieve targets of blending ethanol, incentive on sugar sacrificed for generating ethanol from B-heavy molasses, sugarcane juice or sugar has been doubled from October 2021 in their monthly release quota.

The Government is encouraging sugar mills and distilleries to enhance their distillation capacities for which Government is enabling them to avail loans from banks for which interest subvention at 6% or 50% of the interest charged by the banks whichever is less is carried by the government. This interest subvention scheme is estimated to attract an investment of ₹41,000 Crores. (Source: Economic Times, Business Standard)

## Sectorial demand drivers

### Rising population

By 2023, India is projected to overtake China as the world's most populous country. India is adding nearly 15 Million people to its population every year, the largest annual increment anywhere. This will ensure that the Company's addressable market will grow sustainably.

**Climatic factors:** Sugar cultivation is expected to witness increasing growth in India owing to the lack of enormous heat stroke in the summer in South India and fairly high temperature in a frost-free winter.

**FMCG-driven:** Low per capita beverage consumption in India compared to global average is expected to provide room for growth.

## Growing demand of supplementary goods:

The Indian tea industry is expected to grow at a CAGR of 4.2% to reach around 1.40 Million Tonnes by 2026. Sugar is a supplementary good for tea that is expected to grow.

**Export earnings:** Sugar export is a rich source of foreign exchange earning for India, which supports the growth of Indian sugar industry. India's export value from sugar enhanced from ₹871.41 Crores in 2015 to ₹1,359.58 Crores in 2020, growing at a CAGR of 9.30% during this period.

## Government interventions

The thrust of the government on ethanol production through the new Bio-fuel Policy is revolutionising the sector as the excess sugar can be diverted into ethanol production.

## Preference for value-addition

The increasing demand for value-added products is giving rise to packaged products.

**Increasing demand of end-products:** Increasing demand of end-products of sugar such as sweets and chocolates is directly related to the growth in sugar consumption.

**Pharmaceutical industry:** The Indian pharma sector is expected to reach US\$ 100 Billion and the medical equipment's sector is estimated to grow to reach US\$ 25 Billion by 2025. Sugar is a vital element in the process of preparing drugs, is expected to register a greater demand due to the pandemic. (Sources: Worldometer, Business wire, Expert market research, IBEF, Statista, The Wire)

---

# ₹1,359.58 CRORES

Sugar export value in 2020

## SWOT analysis

### Strengths

- Sugar cane is one of the most profit-making cash crops in India
- India is the largest sugar consumer and second largest sugar producer in the world
- The sugar industry strengthens downstream sectors and a large Indian rural ecosystem
- The Indian sugar industry is now recognised as a local economy driver by the government
- The Indian sugar sector impacts livelihood of about 50 Million sugarcane farmers and employs 5 Lac workers directly.
- The government recognises the Indian sugar industry as a driver of the local economy.

### Weaknesses

- Cane prices are much higher compared to global standards
- Many of the industry players use outdated technology
- Most mills suffer due to insufficient capital

### Threats

- Cropping and yields are altered on account of climate change
- The sector is highly reliant on the vagaries of the monsoons.
- Absence of adequate infrastructure often makes cane farming reliant on climatic vagaries

### Opportunities

- India's per capita sugar consumption at 19 Kgs is less than the global average of 23 Kgs
- Better farm practices can result in a remarkable enhancement in yields and recovery
- The mandatory ethanol blending programme of the government is fueling ethanol offtake
- Technology upgradation can result in superior by-product utilisation

## Financial overview

### Analysis of the profit and loss statement

**Revenues:** Revenues from operations reported from ₹2232.97 Crores in FY 2020-21 to ₹2162.97 Crores in FY 2021-22. Other Income of the Company reported a 12% decline and accounted for a 0.50% share of the Company's revenues, reflecting the Company's dependence on its core business operations.

**Expenses:** Total expenses decreased by 4% from ₹2046.41 Crores in FY 2020-21 to ₹1972.04 Crores. Raw material costs, accounting for a 62% share of the Company's revenues decreased by 16% from ₹1607.52 Crores in FY 2020-21 to ₹1350.26 Crores in FY 2021-22. Employees expenses, accounting for a 4% share of the Company's revenues, decreased by 1% from ₹79.22 Crores in FY 2020-21 to ₹78.16 Crores in FY 2021-22.

### Analysis of the Balance Sheet

The Balance Sheet as on March 31, 2022 cannot be compared with the previous year's Balance Sheet as on March 31, 2021 due to the demerger of

the Company and consequent transfer of demerged undertaking to Dhampur Bio Organics Limited.

### Sources of funds

The capital employed by the Company was ₹1794.15 Crores as on March 31, 2022 as against ₹2418.21 Crores as on March 31, 2021. Return on capital employed, a measurement of returns derived from every rupee invested in the business, was 14.03 % in FY 2021-22 as against 16.34 % in FY 2020-21.

The net worth of the Company was ₹884.99 Crores as on March 31, 2022 as against ₹1560.07 Crores as on March 31, 2021, mainly on account of demerger. The Company's equity share capital, comprising 66387590 equity shares of ₹10 each, remained unchanged during the year under review.

Long-term debt of the Company was ₹290.05 Crores as on March 31, 2022. The debt-equity ratio of the Company stood at 0.99 in FY 2021-22 compared to 0.73 in FY 2020-21.

Finance costs of the Company increased by 29% from ₹39.02 Crores in FY 2020-21 to ₹50.16 Crores in FY

2021-22. The Company's debt service coverage ratio stood at a comfortable 0.33x at the close of FY 2021-22 as against 0.40x at the close of FY 2020-21).

### Applications of funds

Fixed assets (gross) of the Company was ₹1619.42 Crores as on March 31, 2022 as against ₹2656.56 Crores as on March 31, 2021. Depreciation on tangible assets was ₹47.41 Crores in FY 2021-22 as against ₹75.12 Crores in FY 2020-21 during the year under review.

### Investments

Non-current investments of the Company were ₹5.13 Crores as on March 31, 2022 as against ₹2.60 Crores as on March 31, 2021.

### Working capital management

Current assets of the Company were ₹1113.52 Crores as on March 31, 2022 as against ₹1805.45 Crores as on March 31, 2021. The Current and Quick ratios of the Company stood at 1.12 and 0.26 respectively at the close of FY 2021-22 compared to 1.20 and 0.33, respectively at the close of FY 2020-21.

Inventories, including raw materials, work-in-progress and finished goods, among others, was ₹852.34 Crores as on March 31, 2022 as against ₹1292.56 Crores as on March 31, 2021. The inventory: turnover ratio was 1.56 times as against 2.34 times in FY 2020-21. Trade receivables were ₹159.99 Crores as on March 31, 2022

as against ₹296.80 Crores as on March 31, 2021. All receivables were secured and considered good. The Company contained its debtor's turnover ratio at 5.03 times in FY 2021-22 compared to 3.40 times in FY 2020-21.

Cash and bank balances of the Company was ₹44.55 Crores as on

March 31, 2022 as against ₹72.46 Crores as on March 31, 2021.

## Margins

The EBIDTA margin of the Company improved by 104 basis points from 12.86% in 2020-21 to 13.90% in 2021-22 while the net profit margin of the Company improved by 24 basis points.

## Key ratios

Particulars	FY 2021-22	FY 2020-21
EBITDA/Turnover (%)	13.90	12.86
EBITDA/Net interest ratio (x)	6.02	7.40
*Debt-equity ratio	0.99	0.73
*Return on equity (%)	12	16
*Book value per share (₹)	133.31	234.99
Earnings per share (₹)	21.70	21.63
*Debtors' turnover ratio	5.03	3.40
*Inventory turnover times	1.56	2.34
Interest coverage ratio (x)	5.02	6.09
*Current ratio (x)	1.12	1.20
Net profit margin (%)	6.63	6.39

\*Includes demerged undertaking figures in FY 2020-21

## Risk management

**Geographical risk:** The Company's business might get affected due to the distance between the mills and cane fields.

**Mitigation:** All the mills of the Company are located within a radius of 30 kms of major cane-growing areas and are strategically linked by roads.

**Demand risk:** The Company's operations might be hampered by a scenario of surplus supply over demand.

**Mitigation:** The demand for sugar has increased with the beginning of the Covid-19 pandemic on account of its increased utilisation in the pharmaceutical sector coupled with being available as a necessary item in the market.

**Procurement risk:** The Company might face risks during sugarcane procurement.

**Mitigation:** The Company possesses a longstanding engagement with 139,300 cane farmers and conceived various welfare initiatives, facilitating increased farm productivity.

**Quality risk:** The Company might face the risk of low-grade sugar cane.

**Mitigation:** The Company pioneered cultivating early-maturing cane varieties. The Company was able to overcome this risk with the use of subsidised insecticides and spread of awareness about new farming techniques

**Financial risk:** The Company might face risks owing to growing debts.

**Mitigation:** The Company repaid debts periodically, reinforcing its financials.

## Internal control systems and their adequacy

The Company's internal audit system has been continuously monitored and updated to ensure that assets are safeguarded, established regulations are complied with and pending issues are addressed promptly. The audit committee reviews reports presented by the internal auditors on a routine basis. The committee makes note of the audit observations and takes corrective actions, if necessary. It maintains constant dialogue with statutory and internal auditors to

ensure that internal control systems are operating effectively

## Human resources and industrial relations

The Company believes that the quality of the employees is the key to its success and is committed to equip them with skills, enabling them to seamlessly evolve with ongoing technological advancements. During the year, the Company organised training programmes in different areas such as technical skills, behavioural skills, business excellence, general management, advanced management, leadership skills, customer orientation, safety, values and code of conduct. The Company's employee strength stood at 1213 as on March 31, 2022.

## Cautionary statement

This statement made in this section describes the Company's objectives, projections, expectation and estimations which may be 'forward looking statements' within the meaning of applicable securities laws and regulations.

# BOARD REPORT

## To the members

### DHAMPUR SUGAR MILLS LIMITED

The Directors have pleasure in presenting Eighty Seventh Annual Report of the Company together with the Audited Accounts for the year ended 31st March 2022. The information provided in this report is as on 31st March, 2022 for the purpose of unanimity. However, some of the information is updated as on the date of the report, wherever applicable.

## Financial Results

(₹ in Crores)

Particulars	Consolidated*		Standalone*	
	For the year ended 31 <sup>st</sup> March, 2022	For the year ended 31 <sup>st</sup> March, 2021	For the year ended 31 <sup>st</sup> March, 2022	For the year ended 31 <sup>st</sup> March, 2021
Revenue from operations	2173.62	2245.04	2208.71	2245.04
Profit before finance costs, tax, depreciation and amortization, exceptional items and other comprehensive income	302.03	288.79	304.95	289.38
Less: Finance costs	50.16	39.02	50.16	39.02
Less: Depreciation and Amortization expense	50.29	51.15	50.29	51.14
Profit before Tax	201.58	198.62	204.50	198.72
Provision for Tax	57.55	55.27	57.55	55.27
Profit for the year	144.03	143.35	146.95	143.45
Profit / (loss) for the period from discontinued operation before tax	0.00	116.52	0.00	106.32
Tax expense on discontinued operation	0.00	30.91	0.00	30.91
Profit / (loss) for the period from discontinued operation after tax	0.00	85.61	0.00	75.41
Net Profit for the year	144.03	228.96	146.95	218.86
Other comprehensive income (net of tax)	2.03	8.51	2.03	8.25
Total comprehensive income for the year	146.06	237.47	148.98	227.10

\*Approval of the Hon'ble National Company Law Tribunal (NCLT), Allahabad Bench was received on 27th April 2022 to Scheme of Arrangement between the Company (Demerged Company) and Dhampur Bio Organics Limited (Resulting Company) and their respective shareholders and creditors for demerger of the Transferred Business/Demerged Undertaking (as defined in the Scheme of Arrangement) of the Company into Dhampur Bio Organics Limited with effect from the Appointed Date i.e., 1st April 2021. The said Scheme has become effective upon filing of copy of the order of NCLT, Allahabad Bench, with Registrar of Companies on 3rd May 2022.

Accordingly, the figures for previous year have been restated in compliance with the applicable Indian Accounting Standards (IND AS) to make them comparable.

## Dividend and its Distribution Policy

During the year, the Company declared and paid interim dividend @60% i.e., ₹ 6.00 per Equity Share of ₹ 10 each.

The interim dividend declared by the Board of Directors is proposed to be confirmed as final by Shareholders in the ensuing Annual General Meeting.

Dividend Distribution Policy of the Company has been hosted on the website of the Company i.e., [www.dhampursugar.com](http://www.dhampursugar.com).

The details of Unclaimed Dividend and disclosure with respect to Investor Education and Protection Fund forms part of Corporate Governance Report.

### Reserves and Surplus

The Company has earned Net Profit after tax of ₹ 146.95 crores for the year ended 31st March, 2022, which has been added to Retained Earnings. During the year under review, the Company has transferred ₹ 0.34 crores to Molasses Reserve Fund, which is also stated in the notes to Financial Statements.

### Operational Performance

The key operational data of the Company is as under:

#### Sugar operations at a glance:

Particulars	For the year ended 31st March, 2022	For the year ended 31st March, 2021
Cane crushed (in lakh ton)	35.83	38.47
Net Recovery (%)	10.37%	10.47%
Sugar Produced from Cane (in lakh ton)	3.71	4.03

#### Co-generation operations at a glance:

Particulars	For the year ended 31st March, 2022	For the year ended 31st March, 2021
Power generated (in Cr. Units) (M.W.)	40.01	38.17
Sale to UPPCL (in Cr. Units) (M.W.)	19.53	18.03

#### Chemical operations at a glance:

Particulars	For the year ended 31st March, 2022	For the year ended 31st March, 2021
RS/ENA/Ethanol produced (in lakh bulk liters)	804.83	765.3
Chemicals produced (in lakh kilograms)	272.74	246.04

### Company's Performance during the Financial Year 2021 - 22

The Company's Performance during the Financial Year 2021-22 has been explained in Management Discussion and Analysis Report which forms an integral part of this report.

#### Subsidiary; Associate & Joint Venture Companies

As on 31st March 2022, the Company has two subsidiaries i.e. Ehaat Limited and DETS Limited.

Ehaat Limited ('Ehaat') continues its business of trading. During the year, the turnover of the Company stands at ₹ 78.72 crores.

DETS Limited is exploring various opportunities to expand its operations.

Audited Financial Statements for the subsidiaries for Financial Year 2021-22 have been placed on the website of the Company i.e., [www.dhampursugar.com](http://www.dhampursugar.com) and are available for inspection at the Company's registered office and at the registered office of the subsidiary companies.

Dhampur International Pte Limited and Dhampur Bio Organics Limited, ceased to be subsidiaries of the Company consequent to approval of Scheme of Arrangement by Hon'ble National Company Law Tribunal, Allahabad Bench vide its order dated 27th April, 2022, which became effective from 3rd May, 2022.



## Consolidated Financial Statements

In compliance with the provisions of the Companies Act, 2013 (as amended) (the "Act") and implementation requirements of the Indian Accounting Standards Rules on accounting and disclosure requirements, as applicable, and as prescribed under Regulation 34 of the Securities and Exchange Board of India (Listing Obligations and Disclosure Requirements) Regulations, 2015, as amended, (the "Listing Regulations"), the Audited Consolidated Financial Statements form part of this Annual Report.

Pursuant to Section 129(3) of the Act, a statement in Form AOC-1 containing the salient features of the financial statements of the Company's Subsidiary Companies are also provided in this Annual Report.

The audited financial statements of the Company including the consolidated financial statements and related information of the Company are available on the website of the Company at [www.dhampursugar.com](http://www.dhampursugar.com).

## Share Capital

The paid-up Equity Share Capital of the Company as at 31st March 2022 stood at ₹ 66,38,75,900 (66387590 Equity shares of ₹ 10 each).

During the year under review, the Company has not issued any shares or convertible securities or shares with differential voting rights, nor has granted any stock option, sweat equity or warrants.

Pursuant to the Scheme, the existing Preference Shares i.e., 69,17,400 (Sixty Nine Lakhs Seventeen Thousand Four Hundred) of face value ₹ 100 (Rupees One Hundred only) each in the Authorised Share Capital has been reclassified into Equity Shares. Further to the reclassification part of the Authorised Share Capital i.e., 9,15,00,000 (Nine Crores Fifteen Lakhs) Equity Shares of face value ₹ 10 (Rupees Ten only) each has been transferred to the Resulting Company.

3,25,496 (Three Lakhs Twenty-Five Thousand Four Hundred Ninety-Six) forfeited equity shares of face value ₹ 10 (Rupees Ten only) each of the Company were cancelled, and amount paid up against the same of ₹ 0.07 crores has been transferred to the Capital Reserve.

## Change in the Nature of Business

Consequent to approval of Scheme of Arrangement by the Hon'ble National Company Law Tribunal, Allahabad Bench, the units situated at (i) Mansurpur, District Muzaffarnagar, (ii) Asmoli, District Sambhal and (iii) Meerganj, District Bareilly in state of Uttar Pradesh have been transferred to Resulting Company i.e., Dhampur Bio Organics Limited.

## Directors and Key Managerial Personnel

During the year Mr. Anuj Khanna was appointed as Non-Executive Independent Directors of the Company with effect from 7th June 2021, for a period of Five Years.

Mr. Priya Brat, Non- Executive Independent Director of the Company retired with effect from 1st September 2021.

Mr. Vijay Kumar Goel, Chairman, Mr. Gautam Goel, Managing Director, Mr. Sandeep Kumar Sharma, Whole Time Director and Mr. Ashwani Kumar Gupta, Independent Director, ceased to be Directors with effect from 4th May 2022 pursuant to their resignations.

Mr. Ashok Kumar Goel, Executive (Promoter) Director of the Company has been designated as Chairman of the Company with effect from 4th May 2022 consequent upon resignation of Mr. Vijay Kumar Goel.

Mr. Nalin Kumar Gupta, Joint Chief Financial Officer resigned with effect from 4th May, 2022.

Mr. Akshat Kapoor was appointed as Additional Director (designated as Whole Time Director) of the Company with effect from 4th May 2022 and ceased to be Whole Time Director with effect from 27th July 2022 consequent upon his resignation.

Mr. Anant Pande was appointed as Chief Executive Officer with effect from 1st July 2022. Mr. Pande was co-opted as Additional Director (designated as Whole Time Director) of the Company with effect from 27th July 2022.

Ms. Nandita Chaturvedi, Independent Woman Director resigned with effect from 27th July 2022.

Ms. Pallavi Khandelwal was appointed as Independent Woman Director of the Company with effect from 27th July 2022.

The Board has duly considered the integrity, expertise and experience including the proficiency of Mr. Anuj Khanna and Ms. Pallavi Khandelwal while considering their appointment as Independent Directors with details as under:

Particulars	Mr. Anuj Khanna, Independent Director	Ms. Pallavi Khandelwal, Independent Director
Expertise	Industrialist, business strategy, governance, innovations, implementation of policies and planning.	Entrepreneur Art Consultant provides art consultancy services to major architects, interior designers, and Corporates. She is part of Foundation for Indian Contemporary Art (FICA), a non-profit organization.
Experience	22	24

Mr. Ashok Kumar Goel shall retire by rotation at the ensuing Annual General Meeting and being eligible has offered himself for re-appointment.

During the year under review, the Board of Directors of the Company (based on the recommendations of the Nomination and Remuneration Committee) has proposed for re-appointment of Mr. Ashok Kumar Goel as Chairman and Whole Time Director and re-appointment of Mr. Gaurav Goel as Managing Director for further period of five years with effect from 1st April, 2023, subject to approval of shareholders in the ensuing Annual General Meeting of the Company.

Brief profile of Directors being appointed and re-appointed is given in the Notice convening the ensuing Annual General Meeting of the Company.

### Public Deposits

- I. Accepted during the year: ₹ 8,01,12,000/-
- II. Paid during the year : ₹ 4,44,82,000/-
- III. Remained unpaid or unclaimed (excluding interest thereon) as at the end of the year: ₹ 44,000/-
- IV. If there has been any default in repayment of deposits or payment of interest thereon during the year and if so, number of such cases and the total amount involved:

At the beginning of the year	NIL
Maximum during the year	NIL
At the end of the year	NIL

### Deposits not in compliance with Chapter V of the Act

The Company is in compliance with all the applicable provisions of the Companies Act, 2013.

### Particulars of Loans, Guarantees or Investment

Details of Loans, Guarantees and Investments covered under the provisions of Section 186 of the Companies Act, 2013 are given in the notes to Financial Statements.

### Related Party Transactions

All the transactions carried out with related parties for the year under review were on arm's length basis, which were duly approved by the Audit Committee and are in compliance with the applicable provisions of the Companies Act, 2013 and SEBI (Listing Obligations and Disclosure Requirements) Regulations, 2015, as amended from time to time.

There are no material significant related party transactions made by the Company with Promoters, Directors or Key Managerial Personnel etc. which may have potential conflict with the interest of the Company at large.

The Related Party Transactions Policy as approved by the Board has been uploaded on the Company's website i.e., [www.dhampursugar.com](http://www.dhampursugar.com).

Your directors draw attention of the members to Note No. 42 of the Standalone Financial Statements which sets out related party disclosures.

All transactions entered with Related Parties for the year under review were on arm's length basis and in the ordinary course of business and are not material in nature and thus disclosure in Form AOC-2 in terms of Section 134 of Companies Act, 2013 is not required.

### Credit Rating

Details of Credit Ratings assigned to the Company are given in the Corporate Governance report.

### Auditors

#### Statutory Auditors and their Audit Report:

M/s TR Chadha & Co. LLP, Chartered Accountants (ICAI Firm Registration number 006711N/N500028), Joint Statutory Auditors of the Company and their term will end at the conclusion of the forthcoming Annual General Meeting of the Company and are eligible for re-appointment. M/s TR Chadha & Co. LLP Chartered Accountants, have given their consent for re-appointment for another term of Five Years.

M/s Atul Garg & Associates, Chartered Accountants, (ICAI Firm Registration number 001544C) are Joint Statutory Auditors of the Company and their term will end at the conclusion of the forthcoming Annual General Meeting of the Company and are eligible for re-appointment. However, M/S Atul Garg & Associates, Chartered Accountants, have expressed their unwillingness to continue for another term due to their preoccupation.

M/s Mittal Gupta & Co. Chartered Accountants, (ICAI Firm Registration Number: 001874C), have approached for their appointment as Statutory Auditors of the Company for a period of five years. The Company has received eligibility and consent letter for the same.

The Board of Directors on the recommendation of Audit Committee have recommended for appointment of M/s TR Chadha & Co., LLP, Chartered Accountants and M/s Mittal Gupta & Co. Chartered Accountants as Joint Statutory Auditors of the Company in the ensuing Annual General Meeting for a period of five years to hold office from the conclusion of this Annual General Meeting till the conclusion of Ninety Second Annual General Meeting of the Company.

The report given by the Auditors on the Standalone and Consolidated Financial Statements of the Company for the year ended 31st March, 2022, forms part of this Annual Report and there is no qualification, reservation, adverse remark or disclaimer given by the Auditors in their reports.

The Auditors of the Company have not reported any fraud in terms of the second proviso to Section 143(12) of the Companies Act, 2013 and therefore no detail is required to be disclosed under Section 134 (3) (ca) of the Companies Act, 2013.

### Cost Accounts and Cost Auditors

The Cost Records required under Section 148 of the Companies Act, 2013 and rules made thereunder are maintained in compliance with the provisions Mr. S. R. Kapur, (Cost Accountant, Meerut), Cost Auditors of the Company have duly submitted the Cost Audit Report for the period under review.

As per the requirement of Central Government and pursuant to Section 148 of the Companies Act, 2013 read with the Companies (Cost Records and Audit) Rules, 2014 as amended from time to time, the Board of Directors has on the recommendation of Audit Committee re-appointed Mr. S.R. Kapur, Cost Accountant, Meerut as Cost Auditors to audit the Cost Accounts of the Company for the Financial Year 2022-23. As required under the Companies Act, 2013 and rules made thereunder, the remuneration payable to Cost Auditors is required to be placed before the members in ensuing Annual General Meeting for its ratification. Accordingly, resolution seeking members approval for the remuneration payable to Mr. S. R. Kapur, is included in the Notice convening Annual General Meeting of the Company.

### Internal Auditors

Pursuant to Section 138 of Companies Act, 2013 and rules made thereunder, the Company has appointed "Ernst and Young, LLP", Chartered Accountants and M/s S.S Kothari Mehta & Co., Chartered Accountants, as Internal Auditors of the Company.

### Internal Financial Control

The Company's Internal Control system with reference to the financial statements are adequate and commensurate with the nature of its business and the size and complexity of its operations. Periodic audits and checks are conducted and the controls to prevent, detect and correct irregularities in the operations have been laid down by the Company.

### Secretarial Auditors and Secretarial Audit Report

Pursuant to the provisions of Section 204 of the Companies Act, 2013 and rules made thereunder, the Company has appointed M/s. GSK & Associates, Company Secretaries to undertake the Secretarial Audit of the Company. The Secretarial Audit Report is annexed as Annexure 2 and forms an integral part of this report. There is no secretarial audit qualification for the financial year under review.

Annual Secretarial Compliance Report as required under Regulation 24A of SEBI (Listing Obligations and Disclosure Requirements) Regulations, 2015, as amended is also annexed as Annexure 2A and forms part of this report.

### Material Changes and Commitments during the Year

During the year under review, Hon'ble National Company Law Tribunal, Allahabad Bench vide its order dated 27th April 2022 approved the scheme of arrangement between the Company (Demerged Company) and Dhampur Bio Organics Limited (Resulting Company). The certified copy of the Order for the same was filed with the Registrar of Companies, Kanpur, on 3rd May 2022.

Pursuant to the order of Hon'ble NCLT dated 27th April 2022 which became effective from 3rd May 2022, Dhampur International Pte Limited and Dhampur Bio Organics Limited, ceased to be subsidiaries of the Company.

Pursuant to approval of the Scheme, the Authorised Share Capital representing 9,15,00,000 equity shares of ₹ 10 each of the Demerged Company has been transferred to the Resulting Company. Consequently, the Authorised Share Capital of the Company stands reduced to ₹ 91,50,00,000 divided into 9,15,00,000 equity shares having face value of ₹ 10 each.

The Resulting Company has issued and allotted 66387590 Equity Shares of ₹10 each to the Shareholders of the Company whose name were appearing in the register of members and records of the depository as members of the Company as on 17th May 2022 (Record Date) in the ratio of 1(one) Equity Share of ₹ 10 each as fully paid up for every Equity Shares of ₹ 10 each held by such shareholder in the Company.

### Management Discussion and Analysis

The Management Discussion and Analysis Report on the operations of the Company, as required under SEBI (Listing Obligations and Disclosure Requirements) Regulations, 2015 is provided in a separate section and forms an integral part of this report.

### Corporate Governance

As per SEBI (Listing Obligations and Disclosure Requirements) Regulations, 2015, as amended a separate section on Corporate Governance practices followed by the Company, together with a certificate from M/s. GSK & Associates, a firm of Company Secretaries in Practice, confirming compliance forms an integral part of this report.

### Compliance with Secretarial Standards

The Company complies with all the applicable mandatory Secretarial Standards issued by The Institute of Company Secretaries of India.

## Directors Responsibility Statement

In accordance with the provisions of Section 134(5) of the Companies Act, 2013 our Directors state that:

- a) in the preparation of the annual accounts, the applicable accounting standards have been followed along with proper explanation relating to material departures, if any.
- b) the Directors have selected such accounting policies and applied them consistently and made judgments and estimates that are reasonable and prudent so as to give a true and fair view of the state of affairs of the Company at the end of the financial year and of the Profit and Loss (including other comprehensive income) of the Company for that period.
- c) the Directors have taken proper and sufficient care for the maintenance of adequate accounting records in accordance with the provisions of Companies Act, 2013 for safeguarding the assets of the Company and for preventing and detecting fraud and other irregularities.
- d) the annual accounts have been prepared on a going concern basis.
- e) the Directors have laid down Internal Financial Controls to be followed by the Company and that such Internal Financial Controls are adequate and operating effectively; and
- f) the Directors have devised proper systems to ensure compliance with the provisions of all applicable laws and that such systems are adequate and operating effectively.

## Declaration by Independent Directors

The Company has received declaration from all Independent Directors as under in accordance with the provisions of Section 149(6) of Companies Act, 2013 and Regulation 16 of SEBI (Listing Obligations and Disclosure Requirements) Regulations, 2015 and amendments thereto:

Mr. Mahesh Prasad Mehrotra

Mr. Yashwardhan Poddar

Mr. Satpal Kumar Arora

Mr. Anuj Khanna

Ms Pallavi Khandelwal ( appointed as Independent Woman Director with effect from 27th July, 2022).

Mr. Ashwani Kumar Gupta (ceased to be Director with effect from 4th May, 2022 )

Ms. Nandita Chaturvedi (ceased to be Independent Woman Director with effect from 27th July, 2022).

The Company has also received confirmation from all the Independent Directors that they have not been disqualified under section 164(2) of the Companies Act, 2013 in any of the Companies, in the previous financial year, and that they are at present and are free from any disqualification from being

a Director. The Independent Directors have also confirmed their compliance with the Code for Independent Directors, as prescribed in Schedule IV to the Companies Act, 2013, and the Code of Conduct and Business Ethics for Board Members and Senior Management of the Company.

## Details of Board Meetings held during the year

The Board of Directors met eight times during the Financial Year 2021-22. Details of the Board Meetings and attendance at the meetings held during the Financial Year 2021-22 forms part of the Corporate Governance Report, which forms part of this report.

## Committees of the Board

The Board of Directors have following Committees:

### Mandatory Committees:

Audit Committee

Nomination and Remuneration Committee

Stakeholders' Relationship Committee

Corporate Social Responsibility Committee (CSR Committee)

Risk Management Committee.

The details of the Committees alongwith their composition, number of meetings and attendance at the meetings are provided in the Corporate Governance Report forming part of this report.

### Corporate Social Responsibility

The composition of CSR committee is as under:

Mr. Ashok Kumar Goel, Chairman

Mr. Gaurav Goel, Member

Mr. Mahesh Prasad Mehrotra, Member

In terms of the provisions of Section 135 of Companies Act, 2013 read with amended Companies (Corporate Social Responsibility Policy) Rules, 2014, the Annual Report on CSR activities in the format prescribed is annexed as Annexure 3 to this report.

### Non-Mandatory Committees

During the period, the Company had renamed its Finance Sub Committee as Management Committee. The Committee carries out management functions of the Company as decided by the Board. The Committee had met 10 (Ten) times during the Financial Year 2021-22. The details of the Committee alongwith its composition has been provided in the Corporate Governance Report forming part of this report.

### Board Evaluation

Pursuant to the provisions of the Companies Act, 2013 and applicable Regulations of the SEBI (Listing Obligations and Disclosure Requirements) Regulations, 2015, the Board has

carried out the evaluation of its own performance and that of the Board Committees, as well as evaluation of the performance of Directors individually on the basis of structured questionnaire that was prepared after considering inputs received from the Directors, covering various aspects of the Board's functioning such as adequacy of the composition of the Board and its Committees, Board culture, execution and performance of specific duties, obligations, corporate governance practices and stakeholders' interests, etc. A separate exercise was carried out to evaluate the performance of Individual Directors including the Chairman of the Board, who were evaluated on parameters such as level of engagement and contribution, independence of judgement, meeting risk management and competition challenges, compliance and due diligence, financial control, safeguarding the interest of the Company and its minority shareholders etc. The Nomination and Remuneration Committee also carried out evaluation of every Director's performance. The Directors expressed satisfaction with the evaluation process and results thereof.

During the year 2021-22, Mr. Anuj Khanna was appointed as Non-Executive Independent Director on 7th June 2021. Ms Pallavi Khandelwal has been appointed as Independent Woman Director with effect from 27th July, 2022. The appointed Directors were informed about their role and responsibilities and were given an overview of business, operations and business model of the Company including other Directors.

### Policy on Selection and Remuneration of Directors

The Board of Directors have framed a policy which lays down a framework in relation to remuneration of Directors, Key Managerial Personnel and Senior Management of the Company. Details of this policy are set out in the Corporate Governance Report which forms a part of this Report. The remuneration policy is in consonance with the existing policy of the Company. The Nomination and Remuneration Policy as approved by the Board is uploaded on the Company's website i.e., [www.dhampursugar.com](http://www.dhampursugar.com).

### Risk Management Policy

Risk Management Policy of the Company is in place for risk assessment and mitigation. Risk procedures are periodically reviewed to ensure control on risk through properly defined framework. The Company's Risk Management strategy is integrated with its overall business strategies and is communicated throughout the organization. The Policy facilitates in identification of risks at appropriate time and ensures necessary steps to be taken to mitigate the risks.

### Vigil Mechanism/Whistle Blower Policy

The Company has formulated Vigil Mechanism /Whistle Blower Policy for Directors and Employees in order to keep

high standards of ethical behaviour and provide safeguards to whistle blower.

The Vigil Mechanism/Whistle Blower Policy as approved by the Board is uploaded on the Company's website at [www.dhampursugar.com](http://www.dhampursugar.com).

### Disclosure under the Sexual Harassment of Women at Workplace (Prevention, Prohibition and Redressal) Act, 2013

The Company has in place an Anti-Sexual Harassment Policy in line with the requirements of the Sexual Harassment of Women at Workplace (Prevention, Prohibition and Redressal) Act, 2013. Internal Complaints Committee (ICC) has been set up to redress complaints received regarding sexual harassment. All employees (permanent, contractual, temporary, trainees) are covered under this policy.

The following is a summary of sexual harassment complaints received and disposed during the year 2021-22.

No. of complaints filed during the financial year	NIL
No. of complaints received	NIL
No. of complaints disposed	NIL

### Conservation of energy, technology absorption, foreign exchange earnings and outgo

Details of conservation of energy, technology absorption, foreign exchange earnings and outgo pursuant to Section 134 (3)(m) of the Companies Act, 2013 read with the Rule 8(3) of the Companies (Accounts) Rules, 2014 is annexed as Annexure 4 and forms an integral part of this report.

### Annual Return

According to the provisions of Section 92(3) of the Companies Act, 2013, read with Companies (Management and Administration) Rules, 2014, The Annual Return of the Company in Form MGT -7 has been placed on the website of the Company i.e., [www.dhampursugar.com](http://www.dhampursugar.com).

### Significant and material orders passed by the regulators or courts or tribunals impacting the going concern status and Company's operations in future

There was no such order passed by the regulators or courts or tribunals impacting the going concern status and Company's operations in future.

### Details of application made or any proceeding pending under the Insolvency and Bankruptcy Code, 2016

There was no such application made or any proceeding pending under the Insolvency and Bankruptcy Code, 2016 (31 of 2016) during the year.

## Business Responsibility Report

Business Responsibility Report as required under Regulation 34(2) of the Listing Regulations, as amended from time to time is annexed as Annexure 5 and forms part of this report.

## Human Resources and Industrial Relations

The Company takes pride in the commitment, competence and dedication of its employees in all areas of the business. The Company has structured induction process at all locations and management development programmes to update skills of managers. Industrial relations remained cordial and harmonious during the year.

## Particulars of Employees

The Disclosure required under Section 197(12) of the Companies Act, 2013 read with the Rule 5(1) of the Companies (Appointment and Remuneration of Managerial Personnel) Rules, 2014 is annexed as Annexure 1 and forms an integral part of this Report. A statement furnishing the names of Top Ten employees in terms of remuneration drawn and persons employed throughout the year, who were in receipt of remuneration in terms of Rule 5(2) of the Companies (Appointment and Remuneration of Managerial Personnel) Rules, 2014, is annexed as Annexure 6 and forms an integral part of this Report.

The above annexure is not being sent along with this Annual Report to the Members of the Company in line with the provisions of Section 136 of the Companies Act, 2013. Members who are interested in obtaining these particulars may write to the Company Secretary at the registered office of the Company, twenty-one days before and up to the date of the ensuing Annual General Meeting during the business hours on working days.

None of the employees listed in the said annexure is a relative of any Director of the Company. None of the employees hold (by himself or along with his spouse and dependent children) more than two percent of the Equity Shares of the Company.

## Impact of Global Crisis - Covid -19

The operations of the Company were not interrupted and were carried out in the normal course in accordance with the directives issued by the Ministry of Home Affairs, since the Company is engaged in manufacturing of Sugar, Generation of Power and production of Industrial Alcohol (including Ethanol) falling under the category of essential commodities.

The Company ensured the safety of its employees and is complying with all the norms related to social distancing, thermal scanning, wearing of face mask, proper sanitization and hygiene at all its factories and work from home policy was also arranged for the employees as per the requirement.

There has been no material impact on the business of the Company, and it does not foresee any material impact on the operational results and the financial health as sugar and the allied products which the Company is manufacturing are all essential commodities.

## Acknowledgement

Your Directors place on record their acknowledgement and sincere appreciation to the shareholders for their confidence in the management of the Company, the Central Government, the State Government, Banks and Financial Institutions for their continued support, the cane growers for their efforts in ensuring timely cane supply, the Company's employees for their relentless and dedicated efforts, resulting in the Company's growth and look forward to a bright future.

**For and on behalf of the Board of Directors**

**Ashok Kumar Goel**  
**Chairman**  
(DIN: 00076553)

Place: New Delhi  
Date: 27th July, 2022

## Annexure – 1

**Statement of Disclosure of remuneration pursuant to Section 197(12) of the Companies Act, 2013 read with the Rule 5(1) of the Companies (Appointment and Remuneration of Managerial Personnel) Rules, 2014 as amended:**

1. The ratio of the remuneration of each director to the median remuneration of the employees of the Company for the financial year:

Name of the Director	Designation	DIN	Ratio
Mr. Ashok Kumar Goel**	Promoter, Chairman and Whole-Time Director	00076553	58.56:1
Mr. Gaurav Goel	Promoter and Managing Director	00076111	58.53:1
Mr. Vijay Kumar Goel*	Promoter, Chairman and Whole-Time Director	00075317	58.92:1
Mr. Gautam Goel*	Promoter and Managing Director	00076326	56.35:1
Mr. Sandeep Kumar Sharma*	Whole Time Director	06906510	32.67:1

\* Ceased to be Directors with effect from 4th May, 2022.

\*\*Designated as Chairman with effect from 4th May, 2022.

2. The percentage increase in remuneration of each Director, Chief Financial Officer and Company Secretary in the financial year:

Name of the Director/CEO/CFO/CS	Designation	DIN/PAN	Percentage increase
Mr. Ashok Kumar Goel***	Promoter, Chairman and Whole-Time Director	00076553	(2.15%)
Mr. Gaurav Goel	Promoter and Managing Director	00076111	4.94%
Mr. Vijay Kumar Goel*	Promoter, Chairman and Whole-Time Director	00075317	(1.54%)
Mr. Gautam Goel*	Promoter and Managing Director	00076326	14.15%
Mr. Sandeep Kumar Sharma*	Whole Time Director	06906510	4.70%
Mr. Susheel Kumar Mehrotra	Chief Financial Officer	AAEPM3203H	NIL
Mr. Nalin Kumar Gupta**	Joint Chief Financial Officer	AAOPG5264E	NA
Ms. Aparna Goel	Company Secretary	ALYPG4814H	11.23%

\* Ceased to be Directors with effect from 4th May, 2022.

\*\* Resigned with effect from 4th May, 2022.

\*\*\*Designated as Chairman with effect from 4th May, 2022

3. **Percentage increase in the median remuneration of employees in the financial year:** 10.91 %
4. **Average percentile increase already made in the salaries of employees other than the managerial personnel in the last financial year and its comparison with the percentile increase in the managerial remuneration and justification thereof and point out if there are any exceptional circumstances for increase in the managerial remuneration:** Average percentile increase already made in the salaries of employees other than the managerial personnel in the last Financial Year : 12.99%  
Percentile increase in the managerial remuneration: 3.54%  
The same excludes commission paid to them.  
Justification: Remuneration paid to the managerial personnel are as per recommendation of Nomination and Remuneration committee and as approved by the Board and Shareholders of the Company.
5. **Number of permanent employees on the rolls of company:** 1063
6. **The key parameters for any variable component of remuneration availed by the Directors:** Commission
7. **Affirmation that the remuneration is as per the remuneration policy of the Company:** The Company affirms that the remuneration is as per the remuneration policy of the Company.
- Notes:** The Non-Executive Directors of the Company are entitled for sitting fees and commission as per statutory provisions and within the limits approved by the shareholders. The details of remuneration of Non-Executive Directors are provided in Corporate Governance Report and forms part of this report. The remuneration to Non-Executive Directors is also governed by Nomination and Remuneration Policy of the Company. Therefore, the calculation of ratio of remuneration and percentage increase in remuneration of Non- Executive Directors would not be relevant and hence has not been provided.

For and on behalf of the Board of Directors

Ashok Kumar Goel  
Chairman  
(DIN: 00076553)

Place: New Delhi  
Date: 29th May, 2022

**Form MR -3**  
**Secretarial Audit Report**

**[Pursuant to section 204(1) of the Companies Act, 2013 and Rule no. 9 of the Companies  
(Appointment and Remuneration of Managerial Personnel) Rules, 2014]**

For the year ended 31st March, 2022

To,  
The Members,  
**Dhampur Sugar Mills Limited**  
Distt. Bijnor Dhampur,  
Uttar Pradesh-246761.

We have conducted the secretarial audit of the compliance of applicable statutory provisions and the adherence to good corporate practice by DHAMPUR SUGAR MILLS LIMITED (CIN: L15249UP1933PLC000511) (hereinafter called the "Company"). Secretarial Audit was conducted in a manner that provided us a reasonable basis for evaluating the corporate conducts/statutory compliances and expressing our opinion thereon.

Based on our verification of the Company's books, papers, minute books, forms and returns filed and other records maintained by the Company and also the information provided by the Company, its officers, agents and authorized representatives during the conduct of secretarial audit, we hereby report that in our opinion, the Company has, during the year ended on 31st March, 2022, complied with the statutory provisions listed hereunder and also that the Company has proper Board-processes and compliance-mechanism in place to the extent, in the manner and subject to the reporting made hereinafter:

We have examined the books, papers, minute books, forms and returns filed and other records maintained by the Company for the year ended on 31st March, 2022 according to the provisions of:

**I.**

- The Companies Act, 2013 (the Act) and the rules made thereunder.
- The Securities Contracts (Regulation) Act, 1956 ('SCRA') and the rules made thereunder.
- The Depositories Act, 1996 and the Regulations and bye-laws framed thereunder.
- Foreign Exchange Management Act, 1999 and the rules and regulations made thereunder to the extent of Foreign Direct Investment, Overseas Direct Investment and External Commercial Borrowings.

- The following Regulations and Guidelines prescribed under the Securities and Exchange Board of India Act, 1992 ('SEBI Act'):-
  - a. The Securities and Exchange Board of India (Substantial Acquisition of Shares and Takeovers) Regulations, 2011, as amended from time to time;
  - b. The Securities and Exchange Board of India (Prohibition of Insider Trading) Regulations, 2015;
  - c. The Securities and Exchange Board of India (Issue of Capital and Disclosure Requirements) Regulations, 2018 (Not applicable to the Company during the audit period);
  - d. The Securities and Exchange Board of India (Employee Stock Option Scheme and Employee Stock Purchase Scheme) Guidelines, 1999 and The Securities and Exchange Board of India (Share Based Employee Benefits) Regulations, 2014 notified on 28th October, 2014 (Not applicable to the company during the audit period);
  - e. The Securities and Exchange Board of India (Issue and Listing of Debt Securities) Regulations, 2008 (Not applicable to the company during the audit period);
  - f. The Securities and Exchange Board of India (Registrar to an Issue and Share Transfer Agents) Regulations, 1993, regarding the Companies Act and dealing with client.
  - g. The Securities and Exchange Board of India (Delisting of Equity Shares) Regulations, 2009 (Not applicable to the company during the audit period); and
  - h. The Securities and Exchange Board of India (Buyback of Securities) Regulations, 2018 (Not applicable to the company during the audit period);



- i. The Securities and Exchange Board of India (Listing Obligation and Disclosure Requirements) Regulations, 2015; as amended from time to time

During the year under review the Company has complied with the provisions of the Act, Rules, Regulations, etc. as amended from time to time, mentioned above.

## II.

- Food Safety and Standards Act, 2006
- Essential Commodities Act, 1955
- Sugar Development Fund Act, 1982
- Export (Quality Control and Inspection) Act, 1963
- Agricultural and Processed Food Products Export Act, 1986
- Indian Boilers Act, 1923

During the year under review, the Company has made all compliances under Sector specific laws mentioned above.

## III.

- The Air (Prevention & Control of Pollution) Act, 1981 [Read with the Air (Prevention & Control of Pollution) Rules, 1982]
- The Environment (Protection) Act, 1986 [Read with the Environment (Protection) Rules, 1986]
- The Water (Prevention & Control of Pollution) Act, 1974 [Read with the Water (Prevention & Control of Pollution) Rules, 1975]
- The Hazardous Waste (Management, Handling And Transboundary Movement) Rules, 2008
- The Factories Act, 1948
- The Industrial Disputes Act, 1947
- UP Industrial Disputes Act, 1947
- Standing Order covering the conditions of employment of workmen in Vacuum Pan Sugar Factories in U.P.
- U.P. Sugar Wage Board (Constituted under U.P. Industrial Disputes Act, 1947)
- The Payment of Wages Act, 1936
- The Minimum Wages Act, 1948
- The Employees' Provident Fund and Miscellaneous Provisions Act, 1952
- The Payment of Bonus Act, 1965

- The Payment of Gratuity Act, 1972
- The Contract Labour (Regulation and Abolition) Act, 1970
- The Maternity Benefit Act, 1961
- The Child Labour (Prohibition and Regulation) Act, 1986
- The Industrial Employment (Standing Orders) Act, 1946
- The Employees' Compensation Act, 1923 (earlier known as Workmen's Compensation Act, 1923)
- The Apprentices Act, 1961
- The Employees' State Insurance Act, 1948
- Public Liability Insurance Act, 1991 amended upto 1992 & Rules 1991 amended upto 2003
- Sexual harassment of women at the workplace (Prevention, Prohibition, Redressal) Act, 2013
- Goods and Services Tax Act, 2017 (CGST)
- UP GST Act, 2017
- UP Molasses Control Act, 1964

During the year under review the Company has filed periodical return and has not received any show cause notice except mentioned below and has generally complied with the provisions of the Act, Rules, Regulations, Guidelines, Standards, etc. as amended from time to time, mentioned above.

We have relied on the representation made by the Company and its officers on systems and mechanism formed by the Company for compliance under other Act, Laws and Regulations to the Company.

We have also examined compliance with the applicable clauses of the following:-

- a. Secretarial Standards issued by The Institute of Company Secretaries of India and notified by Central Government.
- b. The Listing Agreements entered into by the Company with BSE Limited and National Stock Exchange of India Limited

### **We further report that:**

The Board of Directors of the Company is duly constituted with proper balance of Executive Directors, Non-Executive Directors and Independent Directors. The changes in the composition of the Board of Directors that took place during the year under review were carried out in compliance with the provisions of the Act.

Adequate notice is given to all directors to schedule the Board Meetings, agenda and detailed notes on agenda were

sent at least seven days in advance, and a system exists for seeking and obtaining further information and clarifications on the agenda items before the meeting and for meaningful participation at the meeting.

Majority decision is carried through while there has been no member dissenting from the decisions arrived.

There are adequate systems and processes in the company commensurate with the size and operations of the company to monitor and ensure compliance with applicable laws, rules, regulations and guidelines.

**We further report that,** Mr. Anuj Khanna was appointed as Additional Director (Independent) on 7th June, 2021 by the Board of Directors for a first term of five consecutive years with effect from 7th June, 2021 upto 6th June, 2026, subject to the Shareholder's approval which was obtained on 30th August, 2021.

**We further report that,** Mr. Priya Brat retired from the post of directorship of the Company w.e.f. 1st September, 2021.

**We further report that:**

- During the Audit Period, the Company rolled out an Scheme of Arrangement under Sections 230 to 232 and other applicable provisions of the Companies Act, 2013 between Dhampur Sugar Mills Limited and Dhampur Bio Organics Limited and their respective Shareholders and Creditors for demerger of Demerged Undertaking of Dhampur Sugar Mills Limited into Dhampur Bio Organics Limited.
- The Board at its meeting had discussed and explored an option to de-merge the Company's units, whereby out of the five units situated at: (i) Dhampur, district Bijnor, (ii) Mansurpur, district Muzaffarnagar, (iii) Rajpura, district Sambhal, (iv) Asmoli, district, Sambhal and (v) Meerganj, district Bareilly, all in the state of Uttar Pradesh, the units situated at (i) Mansurpur, district Muzaffarnagar, (ii) Asmoli, district, Sambhal and (iii) Meerganj, district Bareilly all in states of Uttar Pradesh including all the undertakings, properties, activities, operations, investments, assets and liabilities and businesses related to Demerged Division will be transferred to Dhampur Bio Organics Limited, a wholly owned subsidiary of the Company on a going concern basis. Accordingly, Centrum Capital Limited as a Merchant Banker and M/s. Cyril Amarchand Mangaldas Advocates as a Legal Advisor/Law Firm were appointed to advice on the same.
- On 7th June, 2021, the Board, after discussing the rationale of the Scheme, report on the share entitlement ratio,

fairness opinion, undertaking in accordance with SEBI Master Circular No. SEBI/HO/CFD/DIL1/CIR/P/2020/249 dated 22nd December, 2020, along with the draft auditor's certificates certifying the said undertaking and the accounting treatment under the Scheme and other related factors and on recommendation of Audit Committee, has approved the draft Composite Scheme of Arrangement ('Scheme') between Dhampur Sugar Mills Limited ('the Company') and Dhampur Bio Organics Limited ('DBO'), a wholly owned subsidiary of the Company, to demerge the demerged undertaking (as defined in the Scheme) of the Company ('the transferred business') into DBO, subject to necessary approvals from the concerned authorities, with effect from 1st April, 2021 as the Appointed Date.

- On 29th January, 2022 the shareholders and creditors of the Company have approved the Scheme in separate meetings of shareholders and creditors respectively, convened by the National Company Law Tribunal (NCLT). NCLT vide its Order dated 27th April, 2022 has approved the Scheme. Both Dhampur Sugar Mills Limited and Dhampur Bio Organics Limited have filed the certified copy of the said order with Registrar of Companies, Kanpur on 3rd May, 2022 and accordingly the Scheme is effective from 3rd May, 2022 and the Demerged Undertaking/Transferred Business as defined in the said Scheme stands transferred to Dhampur Bio Organics Limited wef 1st April, 2021 (Appointed Date).

**We further report that,** the Hon'ble National Green Tribunal (NGT) had levied Environmental Compensation (EC) on the company in respect of Asmoli Sugar Unit, Dhampur Sugar & Distillery Units and Meerganj Unit vide Order dated 1st September, 2021 in OA No. 539 of 2019 in Re: Adil Ansari Vs UPPCB and others The EC was imposed @ ₹ 5 Crores on each of the above 4 Units aggregating to ₹ 20 Crores. Besides EC, the Hon'ble NGT also imposed a litigation cost of ₹ 10 lakhs on the Company.

Further, the Company had challenged the Hon'ble NGT Order dated 1st September, 2021 imposing EC, before Hon'ble Supreme Court. The Appeal was heard by the Hon'ble Supreme Court on 8th October 2021 and the Hon'ble Court had grant Stay in respect of imposition of EC and cost of litigation.

**We further report that,** the Company and its three Wholetime Directors namely Mr. Vijay Kumar Goel, Mr. Ashok Kumar Goel and Mr. Sandeep Kumar Sharma have made a joint application on 21st March, 2022 u/s 441 of the Companies Act, 2013 for Compounding of Offence read with Rule 21 of the Companies (Acceptance

of Deposits) Rules, 2014 for violation of Rule 3(8)(a) of the Rules with respect to filing of credit rating letter with Registrar of Companies for accepting public deposits through e Form GNL-1. Subsequently, the Compounding fees of ₹ 1,00,000/- (Rupees One Lakh Only) have been paid by each applicant on 17th May, 2022.

**We further report that** the listed entity has complied with the provisions of the above Regulations and circulars/guidelines issued thereunder, except in respect of matter specified below:

1. Action Taken by : National Stock Exchange of India Limited (NSE) and BSE Limited (BSE)
2. Details of Violation: Regulation 24A of SEBI (Listing Obligations and Disclosure Requirements) Regulations, 2015
3. Details of action taken E.g. fines, warning letter, debarment, etc : Fine of ₹ 2,360/- (Two Thousand Three Hundred and Sixty Only)

4. Observations/remarks of the Practicing Company Secretary, if any. : Non Compliance with respect to the submission of Secretarial Compliance Report for the year ended 31st March, 2021, within the timelines specified in Regulation 24A to the Exchange.

**For GSK & Associates  
(Company Secretaries)  
FRN: P2014UP036000**

**Saket Sharma  
Partner  
(Membership No.: F4229)  
(CP No.: 2565)**

Date: 29th May, 2022  
Place: Kanpur

**UDIN: F004229D000416927  
PR No: 2072/2022**

## Secretarial Compliance Report

Pursuant to Regulation 24A of SEBI LODR, Regulations, 2015  
For the year ended 31st March, 2022

To,  
The Members  
**Dhampur Sugar Mills Limited**  
Distt. Bijnor Dhampur,  
Uttar Pradesh-246761.

We, GSK & Associates have examined:

- a) all the documents and records made available to us and explanation provided by Dhampur Sugar Mills Limited ("the listed entity"),
- b) the filings/ submissions made by the listed entity to the stock exchanges,
- c) website of the listed company,
- d) any other document/ filing, as may be relevant, which has been relied upon to make this certification,

for the financial year ended 31st March, 2022 in respect of compliance with the provisions of:

- a) the Securities and Exchange Board of India Act, 1992 ("SEBI Act") and the Regulations, circulars, guidelines issued thereunder; and
- b) the Securities Contracts (Regulation) Act, 1956 ("SCRA"), rules made thereunder and the Regulations, circulars, guidelines issued thereunder by the Securities and Exchange Board of India ("SEBI");

The specific Regulations, whose provisions and the circulars/ guidelines issued thereunder, have been examined, include:-

- a) Securities and Exchange Board of India (Listing Obligations and Disclosure Requirements) Regulations, 2015; as amended from time to time;
- b) The Securities and Exchange Board of India (Issue of Capital and Disclosure Requirements) Regulations, 2018; (Not applicable to the Company during the period under review);
- c) The Securities and Exchange Board of India (Share Based Employee Benefits) Regulations, 2014; (Not applicable to the Company during the period under review);

- d) The Securities and Exchange Board of India (Issue and Listing of Debt Securities) Regulations, 2008; (Not applicable to the Company during the period under review);
- e) The Securities and Exchange Board of India (Issue and Listing of Non-Convertible and Redeemable Preference Shares) Regulations, 2013; (Not applicable to the Company during the period under review);
- f) Securities and Exchange Board of India (Substantial Acquisition of Shares and Takeovers) Regulations, 2011;
- g) Securities and Exchange Board of India (Buyback of Securities) Regulations, 2018;(Not applicable to the Company during the period under review);
- h) Securities and Exchange Board of India (Prohibition of Insider Trading) Regulations, 2015; as amended from time to time;
- i) The Securities and Exchange Board of India (Registrar to an Issue and Share Transfer Agents) Regulations, 1993, regarding the Companies Act and dealing with client and;
- j) The Depositories Act, 1996 and the Regulations and bye-laws framed thereunder

Based on the above examination, we hereby report that, during the Review Period:

- a) The listed entity has complied with the provisions of the above Regulations and circulars/ guidelines issued thereunder, except in respect of matters specified below:
  1. Compliance Requirement (Regulations/ circulars/ guidelines including specific clause) :  
Regulation 24A of SEBI (Listing Obligations and Disclosure Requirements) Regulations, 2015. The Company was required to submit the Secretarial

- Compliance Report to the Exchange within sixty days from end of each financial year. However the SEBI vide its Circular No. SEBI/HO/CFD/CMD1/P/CIR/2021/556 dated 29th April, 2021 had granted extension and allowed the Company to file the Compliance Report till 30th June, 2021.
2. Deviations : Non Compliance with respect to the submission of Secretarial Compliance Report within the time specified to the Exchange.
  3. Observations/Remarks of the Practicing Company Secretary : Non Compliance with respect to the submission of Secretarial Compliance Report within the timelines specified in Regulation 24A of SEBI (LODR) to the Exchange.
- b) The listed entity has maintained proper records under the provisions of the above Regulations and circulars/guidelines issued thereunder insofar as it appears from our examination of those records.
- c) The following are the details of action taken against the listed entity/ its promoters/ directors/ material subsidiaries either by SEBI or by Stock Exchanges (including under the Standard Operating Procedures issued by SEBI through various circulars) under the aforesaid Acts/ Regulations and circulars/ guidelines issued thereunder.
5. Action Taken by : National Stock Exchange of India Limited (NSE) and BSE Limited (BSE)
  6. Details of Violation: Regulation 24A of SEBI (Listing Obligations and Disclosure Requirements) Regulations, 2015
  7. Details of action taken E.g. fines, warning letter, debarment, etc : Fine of ₹ 2,360/- (Rupees Two Thousand Three Hundred and Sixty Only)
  8. Observations/remarks of the Practicing Company Secretary, if any. : Non- compliance with respect to the submission of Secretarial Compliance Report for the year ended 31st March 2021, within the timelines specified in Regulation 24A to the Exchange.
- d) This listed entity has taken the following actions to comply with the observations made in previous reports:
1. Observations made in the secretarial compliance report : NA
  2. Actions taken by the listed entity, if any : NA
3. Comments of the Practicing Company Secretary on the actions taken by the listed entity : NA
  - e) During the Audit Period, the Company rolled out an Scheme of Arrangement under Sections 230 to 232 and other applicable provisions of the Companies Act, 2013 between Dhampur Sugar Mills Limited and Dhampur Bio Organics Limited and their respective Shareholders and Creditors for demerger of Demerged Undertaking of Dhampur Sugar Mills Limited into Dhampur Bio Organics Limited.
  - f) The Board at its meeting had discussed and explored an option to de-merge the Company's units, whereby out of the five units situated at: (i) Dhampur, district Bijnor, (ii) Mansurpur , district Muzaffarnagar, (iii) Rajpura, district Sambhal, (iv) Asmoli, district, Sambhal and (v) Meerganj, district Bareilly, all in the state of Uttar Pradesh, the units situated at (i) Mansurpur, district Muzaffarnagar, (ii) Asmoli, district, Sambhal and (iii) Meerganj, district Bareilly all in states of Uttar Pradesh including all the undertakings, properties, activities, operations, investments, assets and liabilities and businesses related to Demerged Division will be transferred to Dhampur Bio Organics Limited, a wholly owned subsidiary of the Company on a going concern basis. Accordingly, Centrum Capital Limited as a Merchant Banker and M/s. Cyril Amarchand Mangaldas Advocates as a Legal Advisor/Law Firm were appointed to advice on the same.
  - g) On 7th June, 2021, the Board, after discussing the rationale of the Scheme, report on the share entitlement ratio, fairness opinion, undertaking in accordance with SEBI Master Circular No. SEBI/HO/CFD/DIL1/CIR/P/2020/249 dated 22nd December, 2020, along with the draft auditor's certificates certifying the said undertaking and the accounting treatment under the Scheme and other related factors and on recommendation of Audit Committee, has approved the draft Composite Scheme of Arrangement ('Scheme') between Dhampur Sugar Mills Limited ('the Company') and Dhampur Bio Organics Limited ('DBO'), a wholly owned subsidiary of the Company, to demerge the demerged undertaking (as defined in the Scheme) of the Company ('the transferred business') into DBO, subject to necessary approvals from the concerned authorities, with effect from 1st April, 2021 as the Appointed Date.
  - h) On 29th January, 2022, the shareholders and creditors of the Company have approved the Scheme in separate meetings of shareholders and creditors respectively, convened by the National Company Law Tribunal (NCLT).

NCLT vide its Order dated 27th April, 2022 has approved the Scheme. Both Dhampur Sugar Mills Limited and Dhampur Bio Organics Limited have filed the certified copy of the said order with Registrar of Companies, Kanpur on 3rd May, 2022 and accordingly the Scheme is effective from 3rd May, 2022 and the Demerged Undertaking/Transferred Business as defined in the said Scheme stands transferred to Dhampur Bio Organics Limited wef 1st April, 2021 (Appointed Date).

- i) The Hon'ble National Green Tribunal (NGT) had levied Environmental Compensation (EC) on the company in respect of Asmoli Sugar Unit, Dhampur Sugar & Distillery Units and Meerganj Unit vide Order dated 1st September, 2021 in OA No. 539 of 2019 in Re: Adil Ansari Vs UPPCB and others The EC was imposed @ ₹ 5 Crores on each of the above 4 Units aggregating to ₹ 20 Crores. Besides EC, the Hon'ble NGT also imposed a litigation cost of ₹ 10 lakhs on the Company.

Further, the Company had challenged the Hon'ble NGT Order dated 1st September, 2021 imposing EC, before Hon'ble Supreme Court. The Appeal was heard by the Hon'ble Supreme Court on 8th October 2021 and the Hon'ble Court had grant Stay in respect of imposition of EC and cost of litigation.

- j) The Company and its three Whole-time Directors namely Mr. Vijay Kumar Goel, Mr. Ashok Kumar Goel and Mr. Sandeep Kumar Sharma have made a joint application on 21st March, 2022 u/s 441 of the Companies Act, 2013 for Compounding of Offence read with Rule 21 of the Companies (Acceptance of Deposits) Rules, 2014 for violation of Rule 3(8)(a) of the Rules with respect to filing of credit rating letter with Registrar of Companies for accepting public deposits through e Form GNL-1. Subsequently, the Compounding fees of ₹ 1,00,000/- (Rupees One Lakh Only) have been paid by each applicant on 17th May, 2022.

**For GSK & Associates  
(Company Secretaries)  
FRN: P2014UP036000**

**Saket Sharma  
Partner  
(Membership No.: F4229)  
(CP No.: 2565)**

**UDIN: F004229D000416927  
PR No: 2072/2022**

Date: 29th May, 2022  
Place: Kanpur

## Annual Report on CSR Initiatives

### 1) Brief outline on CSR Policy of the Company:

The CSR Policy sets out the Company's commitment and approach towards Corporate Social Responsibility of improving the quality of life of the communities it serves.

The Company is committed to improving the quality of lives of people in the community it serves through long term stakeholder value creation. It pledges itself to care for and serve the community by designing sustainable development model that leads to socio-economic development and ecological development in its area of influence.

The Company focusses its CSR on activities relating to promoting education, sports, good agricultural practices, skill development, women empowerment, healthcare and sanitation, rural development, environment sustainability, etc.

In addition to the identified areas of focus mentioned above, the Company may also undertake other activities defined in Schedule VII of the Companies Act, 2013. The CSR policy has been uploaded on the website of the Company at [www.dhampursugar.com](http://www.dhampursugar.com)

### 2) Composition of CSR Committee:

Sl. No.	Name of Director	Designation / Nature of Directorship	Number of meetings of CSR Committee held during the year	Number of meetings of CSR Committee attended during the year
1	Shri Ashok Kumar Goel,	Chairman, Executive Director	Appointed with effect from 4th May, 2022	--
2	Shri Gaurav Goel	Member	2	2
3	Shri Mahesh Prasad Mehrotra	Member	2	2
4	Shri Vijay Kumar Goel (ceased with effect from 4th May, 2022)	Chairman	2	2

- Provide the web-link where Composition of CSR committee, CSR Policy and CSR projects approved by the board are disclosed on the website of the company – [www.dhampursugar.com](http://www.dhampursugar.com)
- Provide the details of Impact assessment of CSR projects carried out in pursuance of sub-rule (3) of rule 8 of the Companies (Corporate Social Responsibility Policy) Rules, 2014, if applicable (attach the report): Not Applicable
- Details of the amount available for set off in pursuance of sub-rule (3) of rule 7 of the Companies (Corporate Social Responsibility Policy) Rules, 2014 and amount required for set off for the financial year, if any

Sl. No.	Financial Year	Amount available for set-off from preceding financial years (in ₹)	Amount required to be set-off for the financial year, if any (in ₹)
1		NA	

- Average net profit of the company as per section 135(5) : ₹ 298.40 Crores
- Two percent of average net profit of the Company as per section 135(5) : ₹ 5.97 Crores
  - Surplus arising out of the CSR projects or programs or activities of the previous financial years. : Nil
  - Amount required to be set off for the financial year, if any : NIL
  - Total CSR obligation for the financial year (7a+7b-7c): ₹ 5.97 Crores

8) (a) CSR amount spent or unspent for the financial year:

Total Amount Spent for the Financial Year (₹ in Crores)	Amount Unspent (₹ In Crores)				
	Total Amount transferred to Unspent CSR Account as per section 135(6).		Amount transferred to any fund specified under Schedule VII as per second proviso to section 135(5).		
	Amount.	Date of transfer.	Name of the Fund	Amount.	Date of transfer.
3.57	2.40	30.04.2022	Nil		

(b) Details of CSR amount spent against ongoing projects for the financial year:

(1) Sl. No.	(2) Name of the Project.	(3) Item from the list of activities in Schedule VII to the Act.	(4) Local area (Yes/No).	(5) Location of the project.		(6) Project duration.	(7) Amount allocated for the project (₹ in Crores)	(8) Amount spent in the current financial Year (₹ in Crores)	(9) Amount transferred to Unspent CSR Account for the project as per Section 135(6) (₹ in Crores)	(10) Mode of Implementation - Direct (Yes/No).	(11) Mode of Implementation - Through Implementing Agency	
				State.	District.						Name	CSR Registration number.
1.	Project on Promoting Education	(ii) Promoting Education	Yes	U.P, District Bijnor and Sambhal ,	In proximity to factory area of the Company.	3 Years	4.5	2.85	1.65	Partially Direct	Academy of Modern Learning Trust,	CSR00026872
2.	Promotion of preventive health care and sanitation	(i) Promotion of preventive health care and sanitation	Yes	U.P, District Bijnor and Sambhal ,	In proximity to factory area of the Company.	3 Years	0.88	0.48	0.40	No	PHD Rural Development Foundation	CSR00004676
5	Project on Rural Development	(x) Rural development Projects	Yes	U.P, District Bijnor and Sambhal ,	In proximity to factory area of the Company.	3 Years	0.35	0.00	0.35	No	PHD Rural Development Foundation	CSR00004676
	<b>Total</b>						<b>5.73</b>	<b>3.33</b>	<b>2.40</b>			

(c) Details of CSR amount spent against other than ongoing projects for the financial year:

(1) Sl. No.	(2) Name of the Project.	(3) Item from the list of activities in schedule VII to the Act.	(4) Local area (Yes/No).	(5) Location of the project.		(6) Amount spent for the project (₹ in Crores)	(7) Mode of implementation - Direct (Yes/No).	(8) Mode of implementation - Through implementing agency.	
				State.	District.			Name.	CSR registration number.
1.	Empowerment of Women and other Economically backward sections	(iii)	Yes	In proximity to factory areas at Dhampur, and Rajpura, U.P and near Corporate office, New Delhi		0.10	No	Welfare Home for Children, Saksham Bal Vikas Sanstha	CSR00018930 CSR00008900
2	Promotion of preventive health care and sanitation	(i)	Yes	In proximity to factory areas at Dhampur, and Rajpura, U.P and near Corporate office, New Delhi		0.07	No	Mamta Health Institute for Mother and Child MITR Trust	CSR00001978 CSR00010239
3	Ensuring environment sustainability	iv	Yes	In proximity to factory areas at Dhampur, and Rajpura, U.P and near Corporate office, New Delhi		0.05	Yes	-	-
4	Promoting Sports	(vii)	Yes	In proximity to factory areas at Dhampur, and Rajpura, U.P and near Corporate office, New Delhi		0.02	Yes	-	-
	<b>Total</b>					<b>0.24</b>			



- (d) Amount spent in Administrative Overheads : Nil  
(e) Amount spent on Impact Assessment, if applicable: Nil  
(f) Total amount spent for the Financial Year (8b+8c+8d+8e) : ₹ 1.34 Crores  
(g) Excess amount for set off, if any

Sl. No.	Particular	Amount (₹ in Crores)
(i)	Two percent of average net profit of the company as per section 135(5)	5.97
(ii)	Total amount spent for the Financial Year	3.57
(iii)	Excess amount spent for the financial year [(ii)-(i)]	NIL
(iv)	Surplus arising out of the CSR projects or programmes or activities of the previous financial years, if any	NIL
(v)	Amount available for set off in succeeding financial years [(iii)-(iv)]	NIL

- 9) (a) Details of Unspent CSR amount for the preceding three financial years:

Sl. No.	Preceding Financial Year.	Amount transferred to Unspent CSR Account under section 135 (6) (₹ in Crores)	Amount spent in the reporting Financial Year (₹ in Crores)	Amount transferred to any fund specified under Schedule VII as per section 135(6), if any.			Amount remaining to be spent in succeeding financial years. (₹ in Crores)
				Name of the Fund	Amount (₹ in Crores)	Date of transfer.	
1.	2020-21	4.90	1.34		0		3.56

- b) Details of CSR amount spent in the financial year for ongoing projects of the preceding financial year(s):

(1)	(2)	(3)	(4)	(5)	(6)	(7)	(8)	(9)
Sl. No.	Project ID.	Name of the Project.	Financial Year in which the project was commenced.	Project duration.	Total amount allocated for the project (₹ in Crores)	Amount spent on the project in the reporting Financial Year (₹ in Crores)	Cumulative amount spent at the end of reporting Financial Year. (₹ in Crores)	Status of the project - Completed / Ongoing.
1	FY31.03.2021_4	Promotion of preventive health care and sanitation	2020-21	3	0.40	0.30	0.30	On-going
2	FY31.03.2021_2	Promoting Education	2020-21	3	1.53	1.04	0.49	On going

- 10) In case of creation or acquisition of capital asset, furnish the details relating to the asset so created or acquired through CSR spent in the financial year : N.A

**(asset-wise details)**

- (a) Date of creation or acquisition of the capital asset(s): N.A  
(b) Amount of CSR spent for creation or acquisition of capital asset: N.A  
(c) Details of the entity or public authority or beneficiary under whose name such capital asset is registered, their address etc.: N.A  
(d) Provide details of the capital asset(s) created or acquired (including complete address and location of the capital asset).

- 11) Specify the reason(s), if the company has failed to spend two per cent of the average net profit as per section 135(5): N.A

The projects identified for spending are already under implementation and completion of the project will be done as per the prescribed time.

**On behalf of the CSR Committee**

**Ashok Kumar Goel**  
Chairman of CSR Committee  
DIN: 00076553

**Gaurav Goel**  
Managing Director  
DIN: 00076111

Place: New Delhi  
Date: 29th May, 2022

## The Details of Conservation of Energy, Technology Absorption, Foreign Exchange Earnings and Outgo

The information under Section 134 (3) (m) of the Companies Act, 2013 read with Rule 8 (3) of the Companies (Accounts) Rules, 2014 for the year ended 31st March, 2022 is given below and forms part of Board's Report.

### A. Conservation of energy:

#### i. the steps taken or impact on conservation of energy;

The Company is continuously working on conservation of energy through innovative measures and has taken following steps towards the same:

- a. Replacement of old and in-efficient motors and panels to improve efficiency of equipment.
- b. Enhancing the heating surface at evaporator by installing new evaporator body so that more low grade vapor can be available for juice heating and pan boiling. Conversion of its quadruple evaporator to quintuple and utilization of Pan Vapor to heat raw juice in one of refinery resulting in improvement in steam economy using waste heat and vapor bleeding system .
- c. Water circulation arrangement has been done to reduce ground water consumption. Water recycle system has been modified. The same will reduce ground water consumption significantly.
- d. Installation of condensating polishing technology for reuse of excess hot condensate after cooling. And optimization of condensing steam to save latent heat and use it in process.
- e. Installation of mechanical circulators at pans to improve the circulation with low energy consumption.

The impact of the measures taken by the Company is expected to reduce the energy consumption, save fuel and power, resulting in lower cost of production.

#### ii. the steps taken by the company for utilizing alternate sources of energy;

The Company has installed Multi Effect Evaporator sets in distillery units to concentrate spent wash (waste of distillery). The new design uses the residual heat of distillation vapors. It is being used as fuel in especially designed slop boilers (incinerators), which will save environment from pollutants. Use of ground water in ash quenching, use of steam line

condensate drain in ash submerged belt conveyor and replacement of economizer coil to reduce chemical and water consumption.

#### iii. the capital investment on energy conservation equipment: ₹ 1.75 crores.

### B. Technology Absorption:

#### i. the efforts made towards technology absorption:

- a. Water recycle technology for cooling tower.
- b. Training and awareness programs for seed treatment and utilization of single bud cane seed.
- c. Installation of Micro and Macro nutrient analysis lab.
- d. Distribution of early and improved varieties of seeds.
- e. Rearing of cane seed nurseries of improved varieties.
- f. Dissemination of technique of tranche and paired row planting.
- g. Distribution of fertilizers and bio manures for healthy growth of sugar cane.
- h. Automation in Cane Procurement, including Online weighment using 4G technology.
- i. Cloud based Sugarcane Information System (SIS) to disseminate cane related information to the farmers, which helped in smooth and transparent working.
- j. Condensate polishing technology for reuse of the excess hot condensate.
- k. Installation of mechanical circulators in pans.

#### ii. the benefits derived like product improvement, cost reduction, product development or import substitution:

The above mentioned measures will result in saving of ground water, healthy cane with higher recovery will be available to the Company and enhanced income to farmers too. It will also result in increasing mill efficiency by avoiding tripping and breakdown of mills and reduction in cost of production.

iii. **In case of imported technology:** The Company has not imported any technology.

iv. **The expenditure incurred on Research and Development:** The Company has incurred ₹ 1.38 Crores towards Research and Development.

### C. Foreign Exchange Earnings and Outgo:

The Foreign Exchange earned in terms of actual inflows during the year and the Foreign Exchange outgo during the year in terms of actual outflows.

Total foreign exchange used and earned:

(₹ in Crores)

Particulars	Current Year	Previous Year
Export and foreign exchange earnings	111.80	248.71
Imports and expenditure in foreign currency	26.12	69.05

For and on behalf of the Board of Directors

Place: New Delhi  
Date: 29th May, 2022

**Ashok Kumar Goel**  
**Chairman**  
(DIN: 00076553)

## Business Responsibility Report

(Pursuant to Regulation 34(2) (f) of SEBI (Listing Obligations and Disclosure Requirements) Regulations, 2015)

### Section A: General information about the Company

1	Corporate Identity Number (CIN) of the Company	L15249UP1933PLC000511	
2	Name of the Company	Dhampur Sugar Mills Limited	
3	Registered address	Distt. Bijnor, Dhampur U.P 246761	
4	Website	www.dhampursugar.com	
5	E-mail id	investordesk@dhampursugar.com	
6	Financial Year reported	2021 -22	
7	Sector(s) that the Company is engaged in (industrial activity code-wise)	Products	Code
		Manufacturing of Sugar	10721
		Production of Alcohol including Fuel Grade Ethanol and Potable Alcohol	1101
		Generation of Power	35106
8	List three key products/services that the Company manufactures/provides (as in balance sheet)	a) Sugar b) Co-generation of Power c) Alcohol including Fuel Grade Ethanol and Potable Alcohol	
9	Total number of locations where business activity is undertaken by the Company	The Company carries out its operations through its Corporate Office at New Delhi, its registered office and manufacturing facility at Dhampur and Rajpura.	
10	Markets served by the Company –local/state/national/international	Local, State, National and International.	

### Section B: Financial details of the Company

1.	Paid-up capital (₹)	66.38 Crores
2.	Total turnover (₹)	₹ 2208.71 Crores
3.	Total profit after taxes (₹)	₹ 146.95 Crores
4.	Total spending on Corporate Social Responsibility (CSR) as percentage of profit after tax (%) (₹)	₹ 3.57 Crores (2.43%)
5	List of activities in which expenditure in 4 above has been incurred [Also provide the Annexure number of the CSR in the Directors' Report]	The initiatives undertaken by the Company are in line with the eligible areas as listed under Schedule VII of the Companies Act, 2013. Please refer CSR report annexed to the Board's Report.

### Section C: Other Details

1.	Does the Company have any Subsidiary Company/Companies?	Yes
2	Do the Subsidiary Company/Companies participate in the BR initiatives of the parent company? If yes, then indicate the number of such subsidiary company(s).	No
3	Do any other entity/entities (e.g. suppliers, distributors etc.) that the Company does business with; participate in the BR initiatives of the Company? If yes, then indicate the percentage of such entity/entities?	Not Applicable

**Section D: BR Information****1. Details of Director/Directors responsible for Business Responsibility Policy (BR Policy)**

(a) Details of the Director/Directors responsible for implementation of the BR policy/policies.

No.	Particulars	Details
1	DIN Number (if applicable)	00076111
2	Name	Mr. Gaurav Goel
3	Designation	Managing Director

(b) Details of the BR head

No.	Particulars	Details
1	DIN Number (if applicable)	08186854
2	Name	Mr. Anant Pande
3	Designation	Chief Executive Officer and Whole Time Director
4	Telephone number	011-41259400
5	e-mail id	anantpande@dhampursugar.com

**2. Principle-wise (as per NVGs) BR policy/policies**

The National Voluntary Guidelines on Social, Environmental and Economic Responsibilities of Business (NVGs) released by the Ministry of Corporate Affairs has adopted nine areas of Business Responsibility. These are briefly discussed as follows:

P1: Businesses should conduct and govern themselves with Ethics, Transparency and Accountability.

P2 : Businesses should provide goods and services that are safe and contribute to sustainability throughout their life cycle.

P3: Businesses should promote the well-being of all employees.

P4: Businesses should respect the interests of, and be responsive towards all stakeholders, especially those who are disadvantaged, vulnerable and marginalized.

P5: Businesses should respect and promote human rights.

P6: Businesses should respect, protect, and make efforts to restore the environment.

P7: Businesses, when engaged in influencing public and regulatory policy, should do so in a responsible manner.

P8: Businesses should support inclusive growth and equitable development.

P9: Businesses should engage with and provide value to their customers and consumers in a responsible manner.

**Details of Compliance**

No.	Questions	P1	P2	P3	P4	P5	P6	P7	P8	P9
1	Do you have a policy / policies for all the principles?	Y	Y	Y	Y	Y	Y	Y	Y	Y
2	Has the policy been formulated in consultation with the relevant stakeholders? (Answer in Y/N)	Y	Y	Y	Y	Y	Y	Y	Y	Y
3	Does the policy conform to any national/ international standards? Any certifications? If yes, specify?	Yes, the Policy is based on the "National Voluntary Guidelines on Social, Environmental and Economic Responsibilities of Business" released by the Ministry of Corporate Affairs.								
4	Has the policy been approved by the Board? If yes, has it been signed by MD/ owner/ CEO/appropriate Board Director? (Answer in Y/N)	Policies that are not mandated under Companies Act 2013/ SEBI Regulations are approved / reviewed by the Senior Management of the Company.  However, BRR policy is approved by the Board. And the same has been signed.								

No.	Questions	P1	P2	P3	P4	P5	P6	P7	P8	P9
5	Does the company have a specified committee of the Board/Director/ Official to oversee the implementation of the policy? (Answer in Y/N)	Yes								
6	Indicate the link for the policy to be viewed online?	www.dhampursugar.com								
7	Has the policy been formally communicated to all relevant internal and external stakeholders? If yes, How do you communicate?	The Policy has been posted on the Company's website for information of all stakeholders in addition to internal stakeholders, other appropriate communication means like Notice Boards, etc., are used.								
8	Does the company have in-house structure to implement the policy/policies? (Answer in Y/N)	Y								
9	Does the Company have a grievance redressal mechanism related to the policy/policies to address stakeholders' grievances related to the policy/policies? (Answer in Y/N)	Y								
10	Has the company carried out independent audit/ evaluation of the working of this policy by an internal or external agency?	The assessment of working of the policies are evaluated through internal audits and internal control system of the Company.								

(a) If answer to the question at serial number 1 against any principle, is 'No', please explain why: (Tick upto 2 options).

No.	Questions	P1	P2	P3	P4	P5	P6	P7	P8	P9
1	The company has not understood the Principles.	Not applicable								
2	The company is not at a stage where it finds itself in a position to formulate and implement the policies on specified principles.									
3	The company does not have financial or man power resources available for the task									
4	It is planned to be done within next 6 months									
5	It is planned to be done within the next 1 year									
6	Any other reason (please specify)									

### 3. Governance related to BR

(a)	Indicate the frequency with which the Board of Directors, Committee of the Board or CEO to assess the BR performance of the Company. Within 3 months, 3-6 months, annually, more than 1 year.	BR performance of the Company is assessed half yearly by BR head and Yearly by CSR committee of the Company.								
(b)	Does the Company publish a BR or a Sustainability Report? What is the hyperlink for viewing this report? How frequently is it published?	As a statutory requirement, this report has been compiled and is annexed to the duly approved report of the Board of Directors for the Financial Year 2021-22. The report can be viewed at the website of the Company at www.dhampursugar.com								

**SECTION E: PRINCIPLE-WISE PERFORMANCE****Principle 1**

1. Does the policy relating to ethics, bribery and corruption cover only the company? Yes/No. Does it extend to the Group/Joint Ventures/ Suppliers/Contractors/NGOs / Others?

The Policy relating to ethics, transparency and accountability covers the Company, its Group Companies and Subsidiaries.

The Suppliers, Contractors, NGO's dealing with the Company are also encouraged to maintain ethical standards in all their practices. The Company believes in promoting growth without compromising on the ethical standards of the Company.

2. How many stakeholder (Customers, Vendors complaints have been received in the past financial year and what percentage was satisfactorily resolved by the management? If so, provide details thereof, in about 50 words or so.

The Company has in place a mechanism for dealing with the Stakeholders Complaints. During the year 139 Complaints/ Correspondence were received from Stakeholders and were duly resolved during the year.

100% complaints/concerns were satisfactorily resolved.

**Principle 2**

1. List up to 3 of your products or services whose design has incorporated social or environmental concerns, risks and/or opportunities.

The Company is engaged in manufacturing of White Crystal Sugar/Raw Sugar, Industrial Alcohol including Chemicals and Ethanol and Co-generation of power. The Company ensures and takes care of the all Social / Environmental Safe-guards. The Company has facility of Bagasse-based Co-generation of Power, which is a great alternative to fossil fuels and reduces greenhouse gas emission to safeguard the environment. The Power generation based on bagasse/ Biomass is a renewable source of Energy. The Company has also invested for optimization of power and steam consumption which enables the Company to save additional Bagasse for generating Steam and Power.

The Company has also installed high pressure Boilers of 105 ATTA Pressure which further ensures less consumption of fuel. It may be stated that earlier the Sugar Mills were considered to be an environmental nuisance for the surrounding areas but with the installation of most efficient Effluent Treatment System resulting in utilisation of the treated water in Agriculture, as per prescribed norms, is a good source of irrigation for the local farmers.

The Company is also following a principle of maximum Recycle and Reuse of the process water which has substantially reduced dependence on Groundwater. The conservation of Ground water ensures better water strata in the area.

In case of distilleries, the Company has ensured Zero Liquid Discharge (ZLD) through the latest process of concentration of Spent Wash through Multi Effect Evaporators (MEE) and Incineration of concentrated Spent Wash through Slop Boilers. At the same time the Company is also able to generate additional power through these Slop Boilers which is again a renewable source of energy. The Company maintains the hygienic condition inside the plants and a dense green belt has also been developed to maintain quality of Ambient Air in its all Units.

2. For each such product, provide the following details in respect of resource use (energy, water, raw material etc.) per unit of product (optional):

- a. Reduction during sourcing/production/ distribution achieved since the previous year throughout the value chain?

The Company continued its efforts to utilise available resources optimally. Sugar extraction from sugar cane, utilisation of by-products (Molasses, being used for manufacturing of ethanol, a green fuel and bagasse for generation of green power), specific energy (steam and power) consumption are continuously tracked to monitor convergence with Company's overall sustainability approach. All plants of the Company are installed with latest Effluent Treatment Plants (ETP ) to utilise and reuse water optimally.

- b. Reduction during usage by consumers (energy, water) has been achieved since the previous year?

The data regarding reduction during usage by consumers is not available with the Company.

3. Does the company have procedures in place for sustainable sourcing (including transportation)? If yes, what percentage of your inputs was sourced sustainably? Also, provide details thereof, in about 50 words or so.

The Company believes and acts on sustainable sourcing practices. Over the years, we have worked on building efficiency on our sourcing strategy by enabling farmers to directly deliver produce at our factories.

We have consistently ensured that 50% to 70% of sugarcane is directly delivered to sugar factories by the nearby farmers. The Company also arranges procurement of sugar cane from the distant farmers by

way of aggregation of sugar cane collected at a common point called 'Centre' at its own cost.

4. Has the company taken any steps to procure goods and services from local & small producers, including communities surrounding their place of work? If yes, what steps have been taken to improve their capacity and capability of local and small vendors?

The Company procures all of its raw materials i.e. sugar cane, from the farmers (including small and medium farmers) from the nearby area, allocated to the sugar plants.

The Company engages with the sugar cane farmers in a systematic way through cane development activities like imparting scientific knowledge on agricultural practices, soil testing, selection of right variety, quality on seed, treatment of various diseases. The continuous interactions with the farmers help them to improve their productivity and enhance their earning. By directly engaging with the farmers, middlemen are totally weeded out and all the benefits reach the farmers effectively.

5. Does the company have a mechanism to recycle products and waste? If yes what is the percentage of recycling of products and waste (separately as <5%, 5-10%, >10%). Also, provide details thereof, in about 50 words or so.

The Company is committed towards Environment, Health & Safety Measures, achieving the greenest and safest operations across all the plants by optimising usage of natural resources. We continue to follow the 3-R (Reduce, Reuse and Recycle) principle at all of manufacturing plants.

The Company utilise by-products generated during the sugar manufacturing operations i.e. molasses is being utilised for manufacture of ethanol, a green fuel and bagasse is used as a bio fuel. Waste generated during distillery operations is also used as fuel and the Distilleries maintain Zero Liquid Discharge. Press mud, the residue/Sugarcane Trash from operations is used as Bio Manure. Thus, the by-products and waste generated out of manufacturing processes are mostly recycled, resulting in minimum use of fossil fuel.

### Principle 3

1. Please indicate the Total number of employees. :  
1173 (Including Seasonal and Temporary Employees).
2. Please indicate the Total number of employees hired on temporary/contractual/casual basis. 1226

3. Please indicate the Number of permanent women employees. 21
4. Please indicate the Number of permanent employees with disabilities. 3
5. Do you have an employee association that is recognized by management. Yes
6. What percentage of your permanent employees is members of this recognized employee association?: 80%
7. Please indicate the Number of complaints relating to child labour, forced labour, involuntary labour, sexual harassment in the last financial year and pending, as on the end of the financial year. Nil
8. What percentage of your under mentioned employees were given safety & skill upgradation training in the last year?
  - (a) Permanent Employees : 100%
  - (b) Permanent Women Employees : 100%
  - (c) Casual/Temporary/Contractual Employees : 100%
  - (d) Employees with Disabilities: 100%

### Principle 4

1. Has the company mapped its internal and external stakeholders? : Yes
2. Out of the above, has the company identified the disadvantaged, vulnerable & marginalized stakeholders.:  
We continuously engage with our stakeholders (internal and external). This helps us in identifying their needs and priorities and allows us to serve these needs accordingly. We are committed towards proactively engaging with our farmers particularly small farmers, our employees, communities, and take various initiatives, like carrying out CSR activities for them.
3. Are there any special initiatives taken by the company to engage with the disadvantaged, vulnerable.

The Company engages by way of organising development and deployment programmes in the areas of health, education, women empowerment rural development and other development programmes in the areas of health, education, skill development, sanitation, livelihood etc as part of Corporate Social Responsibility ( CSR ) initiatives.

This year the Company also engaged with NGO to give underprivileged women under the age of 15 exposure to further learning and development.



During Covid period, the Company supported the nearby areas by sanitization drives, distribution of masks and hand sanitizers, medicines, oxygen cylinder, accessories for oxygen cylinders, masks, sanitizers, make shift temporary beds for patients. Lab Tests were also arranged.

Company also distributed blankets during winters to underprivileged people near our plants. Women's camp was also organised along with local officials to build self help groups and build awareness around cane farming and growing techniques.

### Principle 5

**1. Does the policy of the company on human rights cover only the company or extend to the Group/Joint Ventures/Suppliers/Contractors/NGOs/Others?**

Company's policy on respecting and promoting human Rights is applicable to all Directors and Employees of the Company and extend to Group Companies and subsidiaries as well.

The Suppliers, Contractors, Customers and NGO's dealing with the Company are always encouraged to maintain ethical standards in all their practices.

**2. How many stakeholder complaints have been received in the past financial year and what percent was satisfactorily resolved by the management?**

No complaint was received pertaining to human rights violation during the last financial year.

### Principle 6

**1. Does the policy related to Principle 6 cover only the company or extends to the Group/Joint Ventures/Suppliers/Contractors/NGOs/others.**

The Company's policies on Respecting, Promoting and Restoring the Environment and in relation to Environment, Health and Safety (EHS) are applicable to all directors and employees of the Company and extend to Group Companies and subsidiaries as well.

The Company encourages vendors, suppliers, contractors, etc. associated with it to follow the principles envisaged in the Policy. The EHS Policy also covers the contractors engaged by the Company.

**2. Does the company have strategies/ initiatives to address global environmental issues such as climate change, global warming, etc? Y/N. If yes, please give hyperlink for webpage etc.**

Global environment issues such as climate change, global warming, Green House Gas emissions pose challenges to all. The Company is totally committed to reduce their impact.

The Company has installed latest Effluent Treatment Plants to curb the pollution.

The Company utilises Bagasse and Bio-Methanated Concentrated Spent Wash of Distilleries the by-products, for generation of green power at its Co-Gen power plants.

The Company has installed latest equipment to control air and water pollution and maintain Zero Liquid Discharge from the Distilleries.

**3. Does the company identify and assess potential environmental risks? Y/N : Yes**

**4. Does the company have any project related to Clean Development Mechanism? If so, provide details thereof, in about 50 words or so. Also, if Yes, whether any environmental compliance report is filed? No**

**5. Has the company undertaken any other initiatives on – clean technology, energy efficiency, renewable energy, etc. Y/N. If yes, please give hyperlink for web page etc.:**

Yes, the Company is continuously making efforts to enhance energy efficiencies across all plants..

The Company has taken following steps :

The Company utilises Baggase, a by-product, for generation of green power at its power plants.

Spentwash, an effluent generated in distillery operations is also used as fuel to generate clean energy. The Company has installed latest equipment to control air and water pollution.

The company has installed Condensate Polishing Unit for utilizing the excess hot condensate in the plant itself.

The Company is conducting energy audit from time to time at various energy consumption points. The Company keeps on upgrading the Plant with more energy efficiency equipment.

The Company is generating energy captively by utilising by-product and waste generated during the process, thereby replacing fossil fuel-based power with renewal energy.

All units are compliant of Zero Liquid Discharge system. We are expanding green cover through plantation drives on an on-going basis at and near our manufacturing locations.

6. **Are the Emissions/Waste generated by the company within the permissible limits given by CPCB/SPCB for the financial year being reported?**

The emissions, waste and effluent generated are monitored on regular basis and are generally within the permissible limits given by CPCB / SPCB.

7. **Number of show cause/ legal notices received from CPCB/SPCB which are pending (i.e. not resolved to satisfaction) as on end of Financial Year.**

No show cause/ legal notices from CPCB/SPCB are pending as on 31st March, 2022.

#### Principle 7

1. **Is your company a member of any trade and chamber or association? If Yes, Name only those major ones that your business deals with:**

The Company is member of various trade, industry and chamber associations like Indian Sugar Mills Association, UP Sugar Mills Association, UP Sugar Mills Co-Gen Association, All India Distillers Association, UP Distillers Association (UPDA), and other trade Industry bodies etc.

2. **Have you advocated/lobbied through above associations for the advancement or improvement of public good? Yes/No; if yes specify the broad areas ( drop box: Governance and Administration, Economic Reforms, Inclusive Development Policies, Energy security, Water, Food Security, Sustainable Business Principles, Others):**

We actively participate in the above listed forums and policy matters that impact the interest of our stakeholders.

We prefer to be part of the broader policy development process and do not practice lobbying on any specific issue.

#### Principle 8

1. **Does the company have specified programmes/ initiatives/projects in pursuit of the policy related to Principle 8? If yes details thereof.**

Yes, the Company supports the principle of inclusive growth and equitable development through not just its Corporate Social Responsibility initiatives but through its core business as well. We strive to enhance the lives of communities including farmers, that surrounds our operations.

The details of programmes/ initiatives/ projects in pursuit of the CSR policy are also provided in the CSR Report forming part of the Board's Report.

2. **Are the programmes/projects undertaken through in-house team/own foundation/external NGO/government structures/any other organization? :**

The programmes/projects pertaining to principle 8 are developed and executed by in-house team, own trust and society.

The Company engages with external NGOs /government structure and other organizations.

3. **Have you done any impact assessment of your initiative?**

The assessment is done to understand the efficacy of our programmes in terms of delivery of desired benefits to the community.

4. **What is your company's direct contribution to community development projects- Amount in INR and the details of the projects undertaken.**

The Company has spent amount of ₹ 3.57 Crores in various CSR activities during the year 2021-22. The details of the amount incurred and areas covered are given in Annexure - 3 (Annual Report on Corporate Social Responsibility Activities) forming part of the Board's Report.

5. **Have you taken steps to ensure that this community development initiative is successfully adopted by the community? Please explain in 50 words, or so.**

Our community outreach initiatives have been developed keeping in mind the specific needs of the communities that we operate within.

The initiatives are finalised after a thorough understanding of the requirements of each community through stakeholders dialogue and engagement. It ensures that initiatives are successfully adopted by the community.

The Company also procures confirmation of utilisation from the external agencies to which the Company has contributed under CSR activities.

**Principle 9**

1. What percentage of customer complaints/consumer cases are pending as on the end of financial year.

The Company has successfully resolved all the complaints received during the financial year ended March 31, 2022 and no complaint is pending as on March 31, 2022.

2. Does the company display product information on the product label, over and above what is mandated as per local laws? Yes/No/N.A. /Remarks (additional information):

Yes, the Company displays product information on the label for the benefit of the Consumer over and above what is mandated as per applicable laws.

3. Is there any case filed by any stakeholder against the company regarding unfair trade practices, irresponsible advertising and/or anti-competitive behaviour during the last five years and pending as on end of financial year. If so, provide details thereof, in about 50 words or so. :

There is no case pending at the end of financial year 2021-22 under this Principle.

4. Did your company carry out any consumer survey/ consumer satisfaction trends?

Yes, There are informal surveys carried out by the Company and it ensures satisfaction of the stakeholder (agents, wholesalers and retailers).

**For and on behalf of the Board of Directors**

**Ashok Kumar Goel**  
**Chairman**  
 (DIN: 00076553)

Place: New Delhi  
 Date: 29th May, 2022

## REPORT ON CORPORATE GOVERNANCE

### Company's Philosophy on Corporate Governance

Corporate Governance is the method of governing the corporate entity which includes set of systems, procedures and practices to ensure that the entity is managed in the best interest of all stakeholders. Fundamentals of Corporate Governance include transparency in policies and action, independence to develop and maintain a healthy work culture, accountability for performance, responsibility towards the society and for its core values, growth for stakeholders, etc. The Company makes an honest endeavor to uphold these fundamentals in all its operational aspects and its structure, dealings, administration and disclosure practices are in line with achieving good Corporate Governance.

The Company is in compliance with the requirements stipulated under Securities and Exchange Board of India (Listing Obligations and Disclosure Requirements) Regulations, 2015, as amended from time to time.

### Date of Report

The information provided in this Report on Corporate Governance is as on 31st March, 2022 for the purpose of unanimity. Some of the information is updated as on the date of the report, wherever applicable.

### Board of Directors

The Board is entrusted with an ultimate responsibility of the management, directions and performance of the Company. As its primary role is fiduciary in nature, the Board provides leadership, strategic guidance, objective and independent view to the Company's management while discharging its responsibilities, thus ensuring that the management adheres to ethics, transparency and disclosures.

As at 31st March, 2022, the Board comprised of 11 Directors, besides Chairman, Vice-Chairman, Two Managing Director who are Executive Promoter Directors, the Board has one Whole Time Director, Six Non – Executive Independent Directors including one Independent Woman Director. The composition of the Board is in conformity with Section 149 of the Companies Act, 2013 and Regulation 17 of the Listing Regulations (as amended) from time to time.

As at 27th July, 2022, the Company's Board comprised of 8 Directors, which includes Chairman and Managing Director who are Executive Promoter Directors One Whole Time Director and Five Non- Executive Independent Director including One Woman Director.

### Core Skills/Expertise/Competencies of the Board of Directors

In terms of Listing Regulations, the Board of Directors has identified the following skills/expertise / competencies as given below:

Name of Director	Core Skills/expertise/competencies
Mr. Ashok Kumar Goel	Experience, Industrial Expertise and Leadership.
Mr. Gaurav Goel	Experience, Industrial Expertise, International Exposure, Financial, Leadership, Strategy, Administration, Formulating Policies, Processes and Planning.
Mr. Mahesh Prasad Mehrotra	Experience, Finance, Taxation and Audit, Legal and Risk Management.
Mr. Yashwardhan Poddar	Experience, Industrialist, Business Strategy , Leadership , Formulation and Implementation of Policies and Planning.
Mr. Satpal Kumar Arora	Experience, Corporate Banking and Project Financing, Legal Compliance along with Corporate Governance.
Mr. Anuj Khanna	Experience, Industrialist, Business Strategy, Leadership, Formulation and Implementation of Policies and Planning.
Mr. Anant Pande*	Experience, Industrial Experience, Expertise in Engineering and Technology. Administration, Compliance Management
Ms. Pallavi Khandelwal**	Experience, Leadership, Planning and Experience in Art and Designing

\* Appointed as Whole Time Director with effect from 27th July, 2022.

\*\* Appointed as Independent Woman Director with effect from 27th July, 2022.

The Board is satisfied that the current composition reflects an appropriate mix of knowledge, skills experience, expertise, diversity, and Independence. The Board provides leadership, strategic guidance, an objective and independent view to the Company's management while discharging its fiduciary duties, thereby ensuring that the management adheres to the high standards of ethics, transparency and disclosures. The Board periodically evaluates the need for change in its composition and size.

**Composition of the Board of Directors as on 31st March, 2022, number of other Directorships and Committees of which a director is the Member/Chairperson and attendance of each Director at Board Meetings and the last Annual General Meeting of the Company are given below:**

Sl. No.	Name of Director(s)	Category of Directorship	No. of Board meeting attended	Last AGM attended	No. of Directorships and Committee Memberships/Chairmanships			List of Directorship held in Other Listed Companies and Category of Directorship
					Directorship	Committee Memberships	Committee Chairmanships	
1	Mr. Ashok Kumar Goel (designated as Chairman w.e.f 4th May, 2022)	P, C & ED	8	No	3	0	0	-
2	Mr. Gaurav Goel	P & MD	8	Yes	4	3	0	Mangalam Cement Limited- Non- Executive Independent Director
3	Mr. Mahesh Prasad Mehrotra	ID & NED	8	Yes	6	4	3	VLS Finance Limited- Vice- Chairman / Promoter Director, Delton Cables Limited- Non-Executive Independent Director, South Asian Enterprises Limited- Promoter Director
4	Mr. Yashwardhan Poddar	ID & NED	4	No	3	2	0	-
5	Mr. Satpal Kumar Arora	ID & NED	7	No	7	1	1	Som Distilleries and Breweries Limited, Non-Executive Independent Director and Shree Pushkar Chemicals & Fertilizers Limited, Non-Executive Independent Director
6	Mr. Anuj Khanna	ID & NED	3	No	1	1	0	-
7	Mr. Vijay Kumar Goel*	P, C & ED	7	No	2	0	0	Delton Cables Limited, Non- Executive Independent Director
8	Mr. Gautam Goel*	P & MD	8	No	1	1	0	-
9	Mr. Ashwani Kumar Gupta*	ID & NED	8	Yes	2	3	2	PNB Housing Finance Limited- Non-Executive Independent Director
10	Mr. Sandeep Kumar Sharma*	WTD	-	Yes	-	-	-	-
11	Mr. Priya Brat ***	ID & NED	-	No	-	-	-	-
12	Ms. Nandita Chaturvedi**	ID & NED	-	No	-	-	-	-

\*Resigned with effect from 4th May, 2022

\*\* Resigned with effect from 27th July, 2022

\*\*\* Retired w.e.f 1st September, 2021

P - Promoter, C- Chairman, ED - Executive Director, MD - Managing Director, ID - Independent Director, NED - Non-Executive Independent Director & WTD - Whole Time Director.

## Notes:

- I. Directorship includes the one in Listed Entity including the Company. Chairmanship/Membership of Committee only includes Audit Committee and Stakeholders Relationship Committee in Indian Public Limited companies including Dhampur Sugar Mills Limited.
- II. As mandated by Regulation 17A and 26 (1) (b) of the Listing Regulations, None of the Directors on the Board holds directorships in more than eight listed entities. None of the Independent Directors serves as an Independent Director on more than seven listed entities. Necessary disclosures regarding Committee positions in other public companies as on 31st March, 2022, have been made by the Directors.
- III. The Non- Executive Directors fulfil the conditions of Independence specified in Section 149 (6) of the Companies Act, 2013 and Regulation 16 (1) (b) of the Listing Regulations.
- IV. Mr. Ashok Kumar Goel and Mr. Gaurav Goel are related to each other. Brief profile of each of the above Directors is available on the Company's website i.e., www.dhampursugar.com.
- V. None of the Non-Executive Directors hold Equity Shares and convertible Instruments in the Company.
- VI. Proposed commission to be paid to Non-Executive Independent Directors will be approved by the shareholders at the Annual General Meeting scheduled to be held on Wednesday, 14th September 2022.
- VII. The Company has obtained Certificate from Mr. Saket Sharma, Practicing Company Secretary confirming that Directors have not been debarred or not been disqualified from being appointed or continuing as Directors by SEBI/ MCA or any other authority and is annexed herewith as a part of this report.
- VIII. The Independent Directors have given declaration under Rule 6(1) and (2) of the Companies (Appointment and Qualification of Director) Rules, 2014, that their names are registered in the databank as maintained by the Indian Institute of Corporate Affairs (IICA). In terms of Section 150 of the Act, read with Rule 6(4) of the Companies (Appointment and Qualification of Director) Rules 2014, the Independent Directors, if applicable, are required to undertake online proficiency self-assessment test conducted by the IICA within a period of two (2) year from the date of inclusion of their names in the data bank or such time as amended by the Central Government.

## Board Meetings

During the period from 1st April, 2021, to 31st March, 2022, eight Board Meetings were held and time gap between two consecutive Board Meetings did not exceed 120 days during the year 2021-22. The details are as under:

Sr. No.	Date of Meetings	No. of Directors Present
1	8th April, 2021	10
2	24th April, 2021	10
3	7th June, 2021	10
4	3rd August, 2021	11
5	18th September, 2021	9
6	10th November, 2021	10
7	13th February, 2022	10
8	21st March, 2022	11

## Information placed before the Board

The Company provides information to the Board and Board Committees as set out in Regulation 17 read with Part A of Schedule II of SEBI Listing Regulations, 2015 and as amended to the extent applicable and relevant. Such information is submitted either as part of the agenda papers of the respective meeting or by way of presentations and discussions during the meeting. Inputs and feedback of Board Members are taken and considered while preparation of agenda and documents for the Board Meeting.

Documents containing Unpublished Price Sensitive Information are submitted to the Board and Committee Members, at a shorter notice, as per the general consent taken from the Board, from time to time.

## Post Meeting Mechanism

The important decisions taken at the Board/Board Committee meetings are communicated to the concerned departments/divisions, for follow up/ compliances.

## Roles, Responsibilities and Duties of the Board

The duties of the Board of Directors have been enumerated in Listing Regulations, Section 166, and Schedule IV of the Companies Act, 2013. (Schedule IV is specifically for Independent Directors). There is clear demarcation of responsibility and authority amongst the Board of Directors.

## Board Support

The Company Secretary attends the Board and Committee meetings and advises the Board on compliances with applicable laws and governance.

### Independent Directors Meeting

During the year under review, the Independent Directors met on 13th February 2022, inter alia, to:

1. Review the performance of Non-Independent Directors and the Board as a whole;
2. Review the performance of the Chairman of the Company, taking into account the views of Executive Directors and Non-Executive Directors;
3. Assess the quality, quantity and timeliness of flow of information between the Company Management and the Board that is necessary for the Board to effectively and reasonably perform its duties.

### Familiarization Programme for Directors

The Company has put in place a system to familiarise the Independent Directors about the Company, its products, business and the on-going events relating to the Company.

During the Financial Year 2021-22, Mr. Anuj Khanna was appointed on 7th June 2021 and Ms. Pallavi Khandelwal was appointed on 27th July, 2022 as Non-Executive Independent Woman Director. They were informed about their role and responsibilities and were given an overview of business, operations and business model of the Company including other Directors.

The Directors have been explained the compliance required from them under the Companies Act, 2013 and as per Securities Exchange Board of India (Listing Obligations and Disclosure Requirements) Regulations, 2015, as amended from time to time.

Details of Familiarisation programme for Directors are available on the Company's website i.e., [www.dhampursugar.com](http://www.dhampursugar.com).

### Code of Conduct for Prevention of Insider Trading Practices

The Company has adopted "Code of Conduct for Regulation, Monitoring and Reporting of Insider Trading " (the Code) in accordance with the SEBI (Prohibition of Insider Trading) Regulations, 2015 (the PIT Regulations).

The Code is applicable to Promoters and Promoters Group, all Directors and Designated Persons and Connected Persons who are expected to have access to unpublished price sensitive information relating to the Company. The Company Secretary is the Compliance Officer for monitoring adherence to the said regulations. This Code of Conduct for Regulation, Monitoring and Reporting of Insider Trading is displayed on

the Company's website i.e., [www.dhampursugar.com](http://www.dhampursugar.com).

The Company has also formulated "The Code of Practices and Procedures for Fair Disclosure of Unpublished Price Sensitive Information (UPSI)" in compliance with SEBI (Prohibition of Insider Trading) Regulations, 2015 (as amended). This code is displayed on the Company's website i.e., [www.dhampursugar.com](http://www.dhampursugar.com).

### Audit Committee

The powers, role and terms of reference of the Audit Committee cover the areas as contemplated under Regulation 18 of SEBI (Listing Obligations and Disclosure Requirements) Regulation 2015 (as amended) and Section 177 of the Companies Act, 2013 and such other functions as may be specifically delegated by the Board from time to time. The powers include investigating any activity within its terms of reference; seeking information from any employee; obtaining outside legal or other professional advice; and securing attendance of outsiders with relevant expertise, if considered necessary. The role includes oversight of Company's financial reporting process and disclosure of financial information to ensure that the financial statement is correct, sufficient and credible; recommending the appointment, re-appointment, if required, replacement or removal of statutory auditors, fixation of audit fees and approval of payment for any other services, as permitted; reviewing the adequacy of internal audit function; discussing with internal auditors any significant findings and follow-up thereon; reviewing with the management annual and quarterly financial statements before submission to the Board for approval; approval or any subsequent modification of any transactions of the Company with related parties; review and monitor the Auditors independence and performance and effectiveness of audit process; scrutiny of inter corporate loans and investments, if any; evaluation of internal financial controls and risk management system; and reviewing the functioning of the whistle blower mechanism. It also reviews the compliance with the provisions of SEBI (Prohibition of Insider Trading) Regulations, 2015, at least once in a Financial Year and verifies the system for Internal Control are adequate and are operating effectively.

The constitution of the Audit Committee meets with the requirements of Section 177 of the Companies Act, 2013. The members of the Audit Committee comprise Managing Director and three Independent Non-Executive Directors.

During the period from 1st April, 2021, to 31st March, 2022, six committee meetings were held on 24th April, 2021, 7th June, 2021, 3rd August, 2021, 10th November, 2021, 13th February, 2022, and 21st March, 2022.

The details of the composition of the Audit Committee and the attendance at the meetings held are as follows:

Sl. No.	Name of Directors	Position	Category	Meetings attended
1	Mr. Mahesh Prasad Mehrotra	Chairman	Independent Director	6
2	Mr. Gaurav Goel	Member	Managing Director	6
3	Mr. Anuj Khanna	Member	Independent Director	2
4	Mr. Yashwardhan Poddar	Member	Independent Director	4
5	Mr. Gautam Goel*	Member	Managing Director	5
6	Mr. Ashwani Kumar Gupta*	Member	Independent Director	6
7	Mr. Priya Brat**	Member	Independent Director	3

\*Resigned with effect from 4th May, 2022

\*\*Retired with effect from 1st September, 2021.

The Company Secretary acts as the Secretary to the Committee.

The Meetings were attended by the Statutory Auditors and Chief Financial Officer of the Company as invitees.

The Committee, *inter-alia*, reviewed the Financial Statements including Auditors' Report for the year ended 31st March, 2022, and recommended its adoption, records of related party transactions, reports related to compliance of laws and risk management.

### Nomination and Remuneration Committee

The powers, roles, and terms of reference of the Nomination and Remuneration Committee cover the areas as contemplated under Regulation 19 of the Securities and Exchange Board of India (Listing obligation and Disclosure Requirements) Regulation 2015 (as amended) and Section 178 of the Companies Act, 2013, besides other terms as may be referred by the Board of Directors. The role includes formulation of criteria for determining qualifications, positive attributes and independence of a Director and recommending to the Board a policy, relating to the remuneration of Directors and Key Managerial Personnel; formulation of criteria for evaluation of all Directors including Independent Directors, Chairman of the Board and the Board itself and its committees; devising a policy on Board diversity; and identification of persons who are qualified to become Directors and who may be appointed in senior management in accordance with the criteria laid down, and recommending to the Board their appointment and removal.

### Remuneration Policy

The objective and broad framework of the Remuneration Policy is to consider and determine the remuneration, based on the fundamental principles of performance, potential and growth. The Remuneration Policy reflects on certain guiding

principles of the Company such as aligning remuneration with the longer-term interests of the Company and its shareholders, promoting a culture of meritocracy, and creating a linkage to corporate and individual performance, and emphasizing online expertise and market competitiveness so as to attract the best talent. It also ensures the effective recognition of performance and achievement of superior operational results.

The Nomination and Remuneration Committee recommends the remuneration of Directors, which is approved by the Board of Directors, subject to approval of shareholders, where necessary. The level and composition of remuneration shall be reasonable and sufficient to attract, retain and motivate the Directors and Key Managerial Personnel and to ensure high standard of quality and efficiency required to run the Company successfully. The relationship of remuneration to performance is clearly framed in order to meet appropriate performance benchmarks. The remuneration to Directors, Key Managerial Personnel and senior management personnel is also intended to ensure a balance between fixed and incentive pay reflecting short and long-term performance objectives appropriate to the working of the Company.

During the period from 1st April, 2021, to 31st March, 2022, two Committee Meetings were held on 5th June, 2021, and 13th February, 2022.



Details of the composition of Nomination and Remuneration Committee and the attendance at the meetings for the period from 1st April, 2021 till 31st March, 2022 is as follows:

Sl. No.	Name of Directors	Position	Category	Meetings attended
1	Mr. Mahesh Prasad Mehrotra	Chairman	Independent Director	2
2	Mr. Ashwani Kumar Gupta**	Member	Independent Director	2
3	Mr. Priya Brat*	Member	Independent Director	1
4	Mr. Satpal Kumar Arora	Member	Independent Director	2

Mr. Yashwardhan Poddar was appointed as member of the Committee with effect from 4th May, 2022.

\*Retired with effect from 1st September 2021.

\*\* Resigned with effect from 4th May 2022.

The Company Secretary acts as the Secretary to the Committee.

### Performance Evaluation

Pursuant to the provisions of the Companies Act, 2013 and applicable provisions of the Listing Regulations, the Board has carried out the evaluation of its own performance and that of the Board Committees, viz. Audit Committee, Nomination and Remuneration Committee, CSR Committee and Stakeholders' Relationship Committee as well as evaluation of the performance of Directors individually. A structured questionnaire was prepared after taking into consideration inputs received from the Directors, covering various aspects of the Board's functioning such as adequacy of the composition of the Board and its Committees, Board culture, execution and performance of specific duties, obligations, corporate governance practices and stakeholders' interests, etc. A separate exercise was carried out to evaluate the performance of individual Directors including the Chairman of the Board, who were evaluated on parameters such as level of engagement and contribution, independence of judgement, meeting risk management and competition challenges, compliance and due diligence, financial control, safeguarding the interest of the Company and its minority shareholders etc.

The performance evaluation of all the Directors including Independent Directors was carried out by the entire Board. The performance evaluation of the Chairman and Non-Independent Directors and also of the Board was carried out by the Independent Directors. The Nomination and Remuneration Committee also carried out evaluation of every Director's performance after laying down criteria for evaluation by way of the aforesaid structured questionnaire.

The Directors expressed satisfaction with the evaluation process and results thereof.

### Succession Planning

The Board on the recommendation of the Nomination & Remuneration Committee has formulated a Policy on Succession Plan for the Board and Senior Management.

### Remuneration to Non-Executive Directors

The Non-Executive Directors are paid remuneration by way of Sitting Fees for each Meeting of the Board or Committee of Directors Meeting attended by them and Commission to Non-Executive Independent Directors, subject to approval by the shareholders. The Non-Executive Director/Independent Directors do not have any material pecuniary relationship or transactions with the Company.

### Remuneration to Executive Directors

The appointment and remuneration of Executive Directors, Managing Director and Whole-time Director are governed by the recommendation of the Nomination & Remuneration Committee, Resolutions passed by the Board of Directors and Shareholders of the Company. The remuneration package including increments of Executive Directors which comprises salary, perquisites and allowances, and contributions to Provident and other Retirement Benefit Funds as approved by the shareholders at the General Meetings. Presently, the Company does not have any Stock Options Scheme for its Directors or Employees.

**Details of remuneration to the Directors for the year ended 31st March, 2022:**

Name of Directors	Salary (₹)	Benefits (₹)	Bonus (₹)	Commission (₹)	Sitting Fees (₹)	Service Contract/Notice Period/ Severance Fees
Mr. Ashok Kumar Goel	1,57,50,000	20,80,798	-	2,50,00,000	-	Term valid till 31st March, 2023. No Notice period and no severance fees.
Mr. Gaurav Goel	1,57,50,000	20,73,260	-	2,50,00,000	-	Term valid till 31st March, 2023. No Notice period and no severance fees.
Mr. Mahesh Prasad Mehrotra	-	-	-	3,00,000	3,00,000	Term valid till 1st September 2024. No Notice period and no severance fees.
Mr. Yashwardhan Poddar	-	-	-	3,00,000	1,90,000	Term valid till 29th July, 2025. No Notice period and no severance fees.
Mr. Anuj Khanna	-	-	-	-	1,00,000	Term valid till 6th June, 2025. No Notice period and no severance fees.
Mr. Satpal Kumar Arora	-	-	-	3,00,000	1,70,000	Term valid till 29th July, 2025. No Notice period and no severance fees.
Ms. Nandita Chaturvedi	-	-	-	3,00,000	1,50,000	Resigned w.e.f. 27th July, 2022
Mr. Vijay Kumar Goel	1,57,50,000	21,92,188	-	2,50,00,000	-	Resigned w.e.f. 4th May, 2022
Mr. Gautam Goel	1,57,50,000	14,07,365	-	2,50,00,000	-	Resigned w.e.f. 4th May, 2022
Mr. Sandeep Kumar Sharma	13,33,339	-	-	-	-	Resigned w.e.f. 4th May, 2022
Mr. Ashwani Kumar Gupta	-	-	-	3,00,000	3,20,000	Resigned w.e.f. 4th May, 2022
Mr. Priya Brat	-	-	-	3,00,000	1,50,000	Retired w.e.f. 1st September, 2021

**Stakeholder's Relationship Committee**

The Committee looks into redressal of Shareholder's/Investors' complaints related to transfer of shares, non-receipt of balance sheet, non-receipt of declared dividends, among others. It also reviews issue of duplicate share certificates and oversees and reviews all matters connected with the Company's transfers of securities. It oversees the performance of the Company's Registrar and Transfer Agent and recommends measures for overall improvement in the quality of investor services. Besides, it monitors implementation and compliance of the Company's Code of Conduct for Prohibition of Insider Trading in pursuance of SEBI (Prohibition of Insider Trading) Regulations, 2015 (as amended). The Board has delegated the power of approving transfer of securities to Shri Gaurav Goel, the Company's Managing Director.

Besides, the Committee has such term of reference, role, responsibility, and powers as specified in Section 178 of the Companies Act, 2013 and in the Securities and Exchange Board of India (Listing Obligation and Disclosure Requirements) Regulation, 2015, as amended from time to time.

During the period from 1st April, 2021, to 31st March, 2022, one committee meeting was held on 10th November, 2021.

The details of the composition of the Stakeholder's Relationship Committee and the attendance at the meetings for the period from 1st April, 2021 till 31st March, 2022 is as follows:

Sl. No.	Name of Directors	Position	Category	Meetings attended
1	Mr. Ashwani Kumar Gupta*	Chairman	Independent Director	1
2	Mr. Priya Brat**	Member	Independent Director	-
3	Mr. Yashwardhan Poddar	Member	Independent Director	0
4	Mr. Sandeep Kumar Sharma*	Member	Whole Time Director	1

Mr. Anuj Khanna and Mr. Gaurav Goel, were appointed as members of the Committee w.e.f 4th May, 2022.

Mr. Anuj Khanna was also appointed as Chairman of the Committee.

\* Resigned with effect from 4th May, 2022

\*\*Retired with effect from 1st September, 2021

The Company Secretary acts as the Secretary to the Committee.

### Status of Investors' Grievances

The total number of correspondence /complaints received during the year were 139 and all of them have been dealt with to the satisfaction of shareholders during the period ended 31st March, 2022. No demat request/transfer was pending as on that date. No investor grievance was pending as on 31st March, 2022.

### Compliance Officer

Ms. Aparna Goel, Company Secretary, is the Compliance Officer of the Company.

The Company has made a separate e-mail i.e., investordesk@dhampursugar.com for the benefit of investors, which is also displayed at the website of the Company.

### Management Committee

During the period, the Company had renamed its Finance Sub Committee as Management Committee. The Committee carries out management functions of the Company as decided by the Board. The Committee had met 10 (Ten) times during the Financial Year 2021-22.

The Committee of Directors comprises of Mr. Ashok Kumar Goel, Chairman, Mr. Gaurav Goel, Managing Director and Mr. Mahesh Prasad Mehrotra, Independent Director. During the year, the committee was reconstituted due to resignations of Mr. Vijay Kumar Goel and Mr. Gautam Goel with effect from 4th May, 2022, hence the committee was reconstituted.

Terms of Reference of the Committee includes the following:

- To borrow money/monies, from time to time, for the requirements of the Company from Banks / Financial Institutions.
- To enter into agreements for subscription of Shares, Debentures/ Preference Shares by way of Private Placement.

- To authorize any person on behalf of the Company to appear before any appropriate authority/authorities and to take necessary action in that matter.
- To open and close bank account(s) of the Company and pass necessary resolutions with respect to their operations, modifications and operating authority and closure of the account(s).
- To authorize any person(s) on behalf of the Company to take all necessary actions for execution of any transaction required in the routine affair of the Company. To make allotment, Listing of securities, dematerialization etc.
- To perform such other function in order to facilitate business affairs of the Company.

During the period from 1st April, 2021, to 31st March, 2022, 10 (Ten) Committee meetings were held on 6th April, 2021, 16th June, 2021, 28th June, 2021, 2nd August, 2021, 18th September, 2021, 26th October, 2021, 10th November, 2021, 23rd December, 2021, 28th January, 2022 and 2nd March, 2022.

### Corporate Social Responsibility Committee

As per the requirement of the Companies Act, 2013 the Committee named as Corporate Social Responsibility Committee (CSR Committee) has been formed by the Company comprising of three Directors i.e. Mr. Ashok Kumar Goel, Chairman, Mr. Gaurav Goel, Managing Director and Mr. Mahesh Prasad Mehrotra, Independent Director. The committee was reconstituted on 4th May, 2022 due to resignation of Mr. Vijay Kumar Goel.

As per the provisions of Companies Act, 2013, the CSR committee is required to recommend to the Board the amount of expenditure to be incurred by the Company for undertaking CSR activities by the Company in line with Corporate Social Responsibility Policy of the Company which is uploaded on website of the Company i.e www.dhampursugar.com.

The CSR committee met twice during the year on 10th November, 2021 and 21st March, 2022.

The terms of reference of CSR Committee are in conformity with the requirements of the Act which, inter alia, includes:

- To formulate and recommend to the Board, a Corporate Social Responsibility Policy which shall indicate the activities to be undertaken by the Company in areas or subject, specified in Schedule VII of the Act.
- To recommend the amount of expenditure to be incurred on the activities as mentioned above and;
- To monitor the Corporate Social Responsibility Policy of the Company from time to time.

### Disclosures and Affirmation

#### a. Compliance with Mandatory Requirements:

The Company is in compliance with all requirements under SEBI (Listing Obligations and Disclosure Requirements) Regulations, 2015 as amended from time to time.

#### b. Related Party Transactions:

All transactions entered into with related parties during the financial year were in the ordinary course of business and on arm's length basis and do not attract the provisions of Section 188 of the Companies Act, 2013. There were no materially significant related party transactions during the year.

Related Party transactions have been disclosed in the notes to accounts forming part of financial statements. A statement detailing transactions with related parties in the ordinary course of business and on arm's length basis is placed before the Audit Committee periodically for its review.

Pursuant to the requirement of Regulation 23 of SEBI (Listing Obligations and Disclosure Requirements) Regulations, 2015, the Related Party Transactions Policy as approved by the Board is uploaded on the Company's website i.e., [www.dhampursugar.com](http://www.dhampursugar.com).

None of the transactions of the Company with related parties was in conflict with the interest of the Company.

#### c. Details of non-compliance by the Company, penalties, and strictures imposed on the Company by Stock Exchange or SEBI, or any statutory authority, on any matter related to capital markets, during the last three years:

The Company has duly complied with the requirements specified under the Listing Regulations as well as other regulations and guidelines of SEBI and there were no strictures or penalties imposed by either SEBI or Stock Exchange or any statutory authority, on any matter

related to capital markets, during the last three years except as per the details mentioned in Secretarial Audit Report which forms an integral part of this report.

#### d. Whistle Blower Policy/ Vigil Mechanism:

The Company promotes ethical behavior in all its business activities and has put in place a mechanism for reporting illegal or unethical behavior. The Company has a Vigil Mechanism and Whistle Blower Policy under which the employees are free to report violations of applicable laws and regulations and the Code of Conduct. The reportable matters are to be disclosed to the Whistle Blower Committee formed for the purpose. Employees can also report such matter to the Chairman of the Audit Committee. During the year under review, no such report was received by the Whistle Blower Committee neither was any employee denied access to the Audit Committee.

#### e. Disclosure of Accounting Treatment:

The Company has followed the Accounting Standards referred to in Section 133 of the Companies Act, 2013 and other applicable laws and regulations for the preparation of Financial Statements. The significant accounting policies applied have been set out in the notes to the financial statements.

#### f. Risk Management:

The Company has laid down procedures for Risk Assessment and Minimization, and the same are periodically reviewed by the Board. The Company has adequate internal control systems to identify risk and ensuring their effective mitigation.

#### g. Commodity price risk or foreign exchange and hedging activities:

Sugar being a commodity, Sugar price risk is one of the important risks for the Company. The Company's profitability gets affected during downturn due to higher production than demand in the Country. The commodity risk of the Company in sugar is mitigated by diversification into Cogeneration and Distillery/Chemical Segments.

The Company's operations are mainly in India and foreign exchange exposure is not substantial. The Company hedges/put its foreign exchange exposure as per its forex policy, protecting its financials from foreign exchange fluctuations.

#### h. A certificate from Company Secretary in Practice that none of the Directors on the Board of the Company have been debarred or disqualified from being appointed or continuing as directors of Companies by the Board/ Ministry of Corporate Affairs or any such Statutory Authority:

The certificate of Practicing Company Secretary as on 31st March, 2022 forms part of this Report.

**i. Compliance with Secretarial Standards:**

The Company complies with all the applicable mandatory Secretarial Standards issued by the Institute of Company Secretaries of India.

**j. Code of Conduct:**

Pursuant to Regulation 17(5) of Listing Regulations. The Company has adopted a Code of Conduct and Business Ethics for its Board of Directors and Senior Management Personnel and the same has been posted on the Company's website i.e., www.dhampursugar.com.

All Directors and Senior Management Personnel have affirmed compliance with the Code of Conduct for the Financial year 2021-22. A declaration to this effect is annexed to this report.

**k. Details of utilization of funds raised through preferential allotment or qualified institutions placement as specified under Regulation 32 (7A):**

During the year the Company has not raised the funds through preferential allotment or qualified institutions placement.

**l. Credit Rating:**

CARE Ratings, has assigned the credit rating of " CARE A + (CWD) (Single A plus ) (Under Credit watch with Developing Implications for long term and Short-term Credit Facilities from Banks and Fixed Deposits accepted by the Company respectively.

India Ratings and Research (Ind-Ra) has assigned the credit rating of IND A+/Stable for Term Loan and IND A+/Stable/IND A1+ for Fund-based Working Capital Limits.

Subsequently on completion of demerger, the ratings has been removed from credit watch with developing implications/rating watch evolving and have been reaffirmed with Stable outlook.

**m. Fees payable to Statutory Auditors and other Auditors:**

Total fees paid to the Statutory Auditors and entities in their network firm for all services received by the Company during the financial year 2021-22 and fees paid to the other Auditors is detailed hereunder:

Sl. No.	Particulars	Amount (in ₹)
1	Payment to Statutory Auditors	15,00,000
2	Payment to Secretarial Auditors	7,50,000
3	Payment to Cost Auditors	1,16,000
4	Payment to Internal Auditors	6,07,515

**n. Where the Board had not accepted any recommendation of any committee of the Board which is mandatorily required in the relevant Financial Year:** Not Applicable.

**o. Disclosure under the Sexual Harassment of Women at Workplace (Prevention, Prohibition and Redressal) Act, 2013:**

The Company has in place an Anti-Sexual Harassment Policy in line with the requirements of The Sexual Harassment of Women at Workplace (Prevention, Prohibition and Redressal) Act, 2013. Internal Complaints Committee (ICC) has been set up to redress complaints regarding sexual harassment. All employees (permanent, contractual, temporary, trainees) are covered under this policy.

The following is a summary of sexual harassment complaints received and disposed during the year 2021- 22.

No. of complaints filed during the Financial Year	Nil
No. of complaints received	Nil
No. of complaints disposed	Nil

**p. Non- Mandatory Discretionary Requirements:**

Adoption of non- mandatory Discretionary requirements of the Listing Regulations is being reviewed by the Board from time to time. Status is as under:

**i. The Board:** The Company does not bear any expenses of Non-Executive Chairman's Office. Since the Company has an Executive Chairman.

**ii. Shareholders Rights:** The quarterly/half-yearly results are published in the newspapers and hosted on the Company's website www.dhampursugar.com and are filed to the Stock Exchanges electronically through NEAPS portal on NSE and BSE listing Centre with BSE Limited. The same are not sent to shareholders individually.

**iii. Audit Qualifications:** The Company strives towards ensuring unqualified financial statements. There are no qualifications to the Auditor's Report for the year under review.

**iv. Separate posts of Chairman and Managing Director/ CEO:** The Company has different persons for the post of Chairman, Managing Director and CEO.

**v. Reporting of Internal Auditors:** The Internal Auditors of the Company report directly to the Audit Committee.

**vi.** The Company has not provided any loans and advances in the nature of loans to firms/companies in which any director is interested.

**Subsidiary:**

The Company does not have any material subsidiary as defined under Regulation 24 of SEBI (Listing Obligations and Disclosure Requirements) Regulations, 2015. However, Policy for Determining Material subsidiaries has been formulated and uploaded on the website of the Company i.e., www.dhampursugar.com.

**The Disclosures of the compliance with Corporate Governance requirements specified in Regulation 17 to 27 and Regulation 46(2) of Listing Regulations:**

The Company has complied with all the mandatory corporate governance requirements under the Listing Regulations. The Company confirms compliance with corporate governance requirements specified in Regulation 17 to 27 and Sub Regulation (2) of Regulation 46 of the Listing Regulations.

**Shareholder's Information**

General Meetings:

Details of last three Annual General Meetings are as follows:

AGM	Financial Year	Location	Date and Time	Details of Special Resolution Passed
86th	2020-21	Through Video Conference	August 30, 2021, 2:00 p.m.	a) Payment of Commission to Non- Executive Independent Director of Company. b) Appointment of Mr. Anuj Khanna, Non- Executive Independent Director of the Company
85th	2019-20	Through Video Conference	September 29, 2020, 2:00 p.m.	a) Invitation and Acceptance of Fixed Deposits from the Members and Public. b) Payment of Commission to Non- Executive Independent Director of Company. c) Re-appointment of Smt. Nandita Chaturvedi, Non- Executive Independent Director of the Company. d) Appointment of Mr. Yashwardhan Poddar, Non- Executive Independent Director of the Company. e) Appointment of Mr. Satpal Kumar Arora, Non-Executive Independent Director of the Company.
84th	2018-19	Registered Office of the Company at Dhampur, Distt. Bijnor, U.P.	September 02, 2019, 2:00 p.m.	a) Payment of Commission to Non-Executive Independent Directors of the Company. b) Invitation and Acceptance of Fixed Deposits from the Members and Public. c) Re-appointment of Mr. Mahesh Prasad Mehrotra, Non-Executive Independent Director of the Company. d) Re-appointment of Mr. Ashwani Kumar Gupta, Non-Executive Independent Director of the Company. e) Re-appointment of Mr. Priya Brat, Non-Executive Independent Director of the Company. f) Re-appointment of Mr. Rahul Bedi, Non-Executive Independent Director of the Company. g) Re-appointment of Mr. Harish Saluja, Non-Executive Independent Director of the Company. h) Re-Appointment of Mr. Vijay Kumar Goel as Chairman and Executive Director and to fix his remuneration. i) Re-Appointment of Mr. Ashok Kumar Goel as Vice-Chairman and Executive Director and to fix his remuneration. j) Re-Appointment of Mr. Gaurav Goel as Managing Director and to fix his remuneration. k) Re-Appointment of Mr. Gautam Goel as Managing Director and to fix his remuneration. l) Re-Appointment of Mr. Sandeep Kumar Sharma as Whole Time Director and to fix his remuneration.

On January 29, 2022, the Shareholders and Secured and Unsecured Creditors of the Company have approved the Scheme of Arrangement between Dhampur Sugar Mills Limited ( Demerged Company) and Dhampur Bio Organics Limited (Resulting Company ) in separate meetings of Equity Shareholders and Secured and Unsecured Creditors respectively, convened by the Hon'ble National Company Law Tribunal (NCLT).

Whether any Special Resolution was passed last year through Postal Ballot: - No.

Whether any Special Resolution is proposed through Postal Ballot: - No.

Annual General Meeting for the Financial Year 2021-22

Day and Date of 87th AGM	Wednesday, 14th September, 2022
Time	2.00 P.M.
Mode	Through Video Conferencing / Other Audio-Visual Means
Financial Year	1st April, 2021, to 31st March 2022.
Book Closure	8th September 2022 to 14th September 2022 (both days inclusive)

Tentative financial calendar for the financial year ending 31st March, 2023:

The tentative dates for Board meetings for consideration of quarterly financial results are as follows:

Sl. No.	Particulars of quarters	Tentative Dates
1	30th June, 2022	In or after last week of July, 2022
2	30th September, 2022	In or after last week of October, 2022
3	31st December, 2022	In or after last week of January, 2023
4	31st March, 2023	In or before last week of May, 2023

### Dividend

During the year, the Company declared and paid Interim Dividend @60% i.e., ₹ 6.00 Per Equity Share of ₹ 10 each. The Interim Dividend declared by the Board of Directors is proposed to be confirmed as Final by Shareholders in the ensuing Annual General Meeting.

### Dividend History for the previous Financial Years

The table below highlights the history of Dividend declared by the Company in previous financial years:

S. No	Financial Year Ended	Date of Declaration	Rate of Dividend (Amount in ₹)
1	31.03.2012	15.09.2012	1.25
2	31.03.2013	20.09.2013	1.25
3	31.03.2017	10.02.2017 (Interim)	2.50
4	31.03.2017	28.08.2017	3.50
5	31.03.2018	31.01.2018 (Interim)	3.00
6	31.03.2019	30.01.2019 (Interim)	3.50
7	31.03.2019	02.09.2019	3.00
8	31.03.2020	03.02.2020 (Interim)	6.00
9	31.03.2021	02.02.2021 (Interim)	6.00
10	31.03.2022	21.03.2022 (Interim)	6.00

### Unclaimed Dividend/ Shares

Pursuant to the provisions of Section 124(5) of the Companies Act, 2013, if the dividend transferred to the Unpaid Dividend Account of the Company remains unpaid or unclaimed for

a period of seven consecutive years from the date of such transfer then the said unclaimed or unpaid dividend amount shall be transferred by the Company along with interest accrued, if any to the Investor Education and Protection Fund ('the IEPF'), a fund established under sub-section (1) of Section 125 of the Act. Before transferring the unclaimed dividends to IEPF, individual letters are sent to those Members whose unclaimed dividends are due for transfer to enable them to claim the dividends before the due date for such transfer. The details of unclaimed/unpaid dividend are available on the website of the Company i.e., [www.dhampursugar.com](http://www.dhampursugar.com)

Share Transfer to Investor Education and Protection Fund Account (IEPF) where the dividend is unpaid or unclaimed for seven or more consecutive years In terms of Section 124(6) of the Companies Act, 2013, read with Rule 6 of the Investor Education and Protection Fund Authority (Accounting, Audit, Transfer and Refund) Rules, 2016, (as amended from time to time) (IEPF Rules) shares on which dividend has not been paid or claimed by a shareholder for a period of seven consecutive years or more shall be credited to the Investor Education and Protection Fund (IEPF) within a period of thirty days of such shares becoming due to be so transferred. Upon transfer of such shares, all benefits (like bonus, dividend etc.), if any, accruing on such shares shall also be credited to such IEPF and the voting rights on such shares shall remain frozen till the rightful owner claims the shares.

Shares which are transferred to IEPF can be claimed back by the shareholders from Investors Education and Protection Fund Authority (IEPFA) by following the procedure prescribed under the aforesaid rules.

The Company had sent letters to all the concerned Members and also published notice in newspaper three months before the due date asking them to claim their dividend amount to avoid transfer of the said unclaimed dividend and respective shares to IEPF.

Details of Unclaimed Dividend as on 31st March, 2022, and due dates for transfer to IEPF are as follows

Financial Year Ended	Date of declaration of Dividend	Unclaimed Amount (in ₹)	Due date for transfer to IEPF
31.03.2017	10.02.2017 (Interim)	1339403.75	06.03.2024
31.03.2017	28.08.2017	2295930.00	03.10.2024
31.03.2018	31.01.2018 (Interim)	1132048.00	06.03.2025
31.03.2019	30.01.2019 (Interim)	1077550.25	06.03.2026
31.03.2019	02.09.2019	868713.00	08.10.2026
31.03.2020	03.02.2020 (Interim)	1698342.00	09.03.2027
31.03.2021	02.02.2021 (Interim)	1616088.00	08.03.2028

**Distribution of Shareholding as on 31st March, 2022 :**

Shareholding Range (No. of Shares)	No. of Holders	% of total Holders	No. of Shares held	% of total Shares
1 to 100	50046	77.30	1535486	2.31
101 to 500	10939	16.90	2648260	3.99
501 to 1000	1853	2.86	1473637	2.22
1001 to 5000	1422	2.20	3151437	4.75
5001 to 10000	219	0.34	1586736	2.39
10001 to 20000	101	0.16	1424586	2.15
20001 to 30000	43	0.07	1066361	1.61
30001 to 40000	21	0.03	727560	1.10
40001 to 50000	17	0.03	766621	1.15
50001 to 100000	32	0.05	2309442	3.48
100001 to 500000	39	0.06	8055346	12.13
500001 to Above	12	0.02	41642118	62.73
<b>Total</b>	<b>64744</b>	<b>100</b>	<b>66387590</b>	<b>100</b>

**Shareholding Pattern as on 31st March, 2022**

S. No	Category	Holding	%
1	Promoter (including individuals, HUF, corporate bodies)	32585637	49.08
2	Mutual Funds	465	0.00
3	Banks/FI/AIF	88053	0.13
4	Central Government	6	0.00
5	Foreign Portfolio Investors	5763195	8.68
6	Corporate Bodies/Clearing Member	1790578	2.70
7	Resident Indian Public/Resident HUF	25238944	38.02
8	NRI/OCB/Foreign Nationals	260972	0.39
9	Non-Resident - Non-Repatriates	140571	0.21
10	Trust	74	0.00
11	IEPF	217795	0.33
12	Insurance Company	300000	0.45
13	NBFC	1300	0.00
	<b>Grand Total</b>	<b>66387590</b>	<b>100</b>

**Dematerialization of Equity Shares and Liquidity**

Over 99.68 per cent of the Share Capital is held in dematerialised form with National Securities Depository Limited ( NSDL ) and Central Depository Services ( India ) Limited ( CDSL ) as at 31st March, 2022.

The Equity Shares having ISIN No. INE041A01016 are available for dematerialization with either of the depositories i.e., NSDL and CDSL.

The Company has no Outstanding GDRs/ADRs/Warrants or any convertible instruments, conversion date and likely impact on Equity Listing:

The Company's shares are listed on the following Stock Exchanges and the Listing fees for the year 2022-23 have been paid to the Exchanges:

Stock Exchange	Stock Code
BSE Limited.	500119
National Stock Exchange of India Limited.	DHAMPURSUG



**Stock market data from 1st April, 2021 to 31st March, 2022**

Months	NSE		BSE	
	High (₹)	Low (₹)	High (₹)	Low (₹)
March, 2022	566.80	372.00	566.80	372.00
February, 2022	431.50	342.00	431.50	342.00
January, 2022	405.50	306.45	405.50	306.45
December, 2021	316.35	277.60	316.35	277.60
November, 2021	335.00	259.00	335.00	259.00
October, 2021	337.95	281.85	337.95	281.85
September, 2021	317.00	285.00	317.00	285.00
August, 2021	360.95	272.00	360.95	272.00
July, 2021	395.00	328.00	395.00	328.00
June, 2021	390.00	302.65	390.00	302.65
May, 2021	361.20	227.75	361.20	227.75
April, 2021	237.25	173.50	237.25	173.50

Share price performance in comparison to broad based indices-BSE Sensex and NSE NIFTY as on 1st April, 2021, and 31st March, 2022.

FY 2021-22	BSE		NSE	
	DSML	Sensex	DSML	Nifty
1st April, 2021	183.00	50029.83	182.70	14867.35
31st March, 2022	534.90	58568.51	534.70	17464.75

**Means of Communication**

- I. The Company's Quarterly Financial Results in the proforma prescribed by the Stock Exchanges pursuant to Regulation 33 of SEBI (Listing Obligations and Disclosure Requirements) Regulations, 2015 are approved and taken on record by the Board of Directors and submitted to the Stock Exchanges.
- II. The results are normally published in Business Standard/ Financial Express/Economic Times (in English) and Business Standard/Jansatta (in Hindi).
- III. The Company's Financial Results and official press releases are displayed on Company's website (www.dhampursugar.com) within the time prescribed in this regard.
- IV. The Company's website also displays presentations, if any made to the media, analysts, institutional investors, Fund Managers, etc. from time to time.
- V. The quarterly results, shareholding patterns, periodical compliances and all other corporate communications to the Stock Exchanges viz. National Stock Exchange of India Limited and BSE Limited are filed electronically to them through NEAPS Portal on NSE and BSE Listing Centre with BSE.
- VI. The Website of the Company (www.dhampursugar.com) provides ease of access to the required information to all the stakeholders. The website carries a comprehensive database of information of interest to the investors including the financial results of the Company, dividend declared, unclaimed dividend list, shareholding pattern, any price sensitive information disclosed to the regulatory authorities from time to time, credit rating investor presentations and business activities of the Company.

**Share Transfer System**

SEBI has mandated that, effective April 2019, no share can be transferred in physical mode. Hence, the Company has stopped accepting any fresh lodgment of transfer of shares in physical form. The Company had sent communication to the shareholders, encouraging them to dematerialize their holding in the Company. The communication inter alia contained procedure for getting the shares dematerialized. Shareholders holding shares in physical form are advised to avail the facility of dematerialization.

The Company obtains annual certificate from practicing Company Secretary as per the requirement of Regulation 40 (9) of the Listing Regulations and the same is filed with the Stock Exchanges.

## Address for Investors Correspondence

### Correspondence with Company

Ms. Aparna Goel, Company Secretary and Compliance Officer  
Dhampur Sugar Mills Limited,  
6th Floor, Max House, Okhla Industrial Estate, Phase – III, New Delhi 110 020  
Ph.: 011-41259400  
E-mail: investordesk@dhampursugar.com

### Correspondence with Registrar and Share Transfer Agents

M/s Alankit Assignments Limited, Alankit House,  
4E/2 Jhandewalan Extension, New Delhi 110 055  
Ph.: 011 – 42541234, 23541234, Fax: 011- 42541201  
E- mail: rta@alankit.com

### Plant Locations:

Unit	Location	Division
1	Dhampur, Dist. Bijnor (U.P.)	Sugar, Co-generation and Distillery
2	Rajpura, Dist. Sambhal (U.P.)	Sugar and Co-generation

## Declaration regarding Compliance with Code of Conduct

As provided under Regulation 26 (3) of SEBI (Listing Obligations and Disclosure Requirement) Regulations, 2015, all the Board Members and Senior Management Personnel have affirmed their Compliance with the Code of Conduct and Ethics of the Company for the year ended 31st March, 2022.

For Dhampur Sugar Mills Limited

Gaurav Goel  
Managing Director

## Certification by Managing Director and Chief Financial Officer

We undersigned, in our respective capacities as Managing Director and Chief Financial officer of Dhampur Sugar Mills Limited, to the best of our knowledge and belief, certify that;

- a. We have reviewed the Balance Sheet, Profit and Loss Account, Cash Flow Statement and the Board's Report for the period from April 01, 2021 to March 31, 2022 and based upon our knowledge and information certify that:-
  - i. These statements do not contain any materially untrue statement or omit any material fact or contain the statement that might be misleading,
  - ii. These statements together present a true and fair view of the Company's affairs and are in compliance with existing accounting standards and other applicable laws and regulations.
- b. There are, to best of our knowledge and belief, no transactions entered into by the Company during the year, which are fraudulent, illegal or violative of the Company's Code of Conduct.
- c. We accept the responsibility for establishing and maintaining internal control for financial reporting and we have evaluated the effectiveness of internal control systems of the Company pertaining to financial reporting. We have disclosed to the Auditors and the Audit Committee, deficiencies in the design or operation of such internal controls, if any, of which we are aware and the steps we have taken or to take to rectify these deficiencies.
- d. We have indicated to Auditors and the Audit Committee of the Board that there have been:
  - i. no significant changes in internal control over the financial reporting during the period,
  - ii. no significant changes in accounting policies during the year and same have been disclosed in the notes to the Financial Statements.
  - iii. no instances of significant fraud of which we have become aware and the involvement therein, if any, of the management or an employee having a significant role in the Company's internal control system.

**For Dhampur Sugar Mills Limited**

**Gaurav Goel**  
Managing Director

Place: New Delhi  
Date: 29th May, 2022

**For Dhampur Sugar Mills Limited**

**Susheel Kumar Mehrotra**  
Chief Financial Officer

# Certificate on Corporate Governance

To  
The Members of  
**Dhampur Sugar Mills Limited**  
Distt. Bijnor Dhampur  
UP-246761

1. We have examined the compliance of conditions of Corporate Governance by Dhampur Sugar Mills Limited ('the Company'), for the year ended 31st March 2022, as stipulated in Securities and Exchange Board of India (Listing Obligations and Disclosure Requirements) Regulations, 2015 ('the Listing Regulations').

## Management's Responsibility

2. The compliance of conditions of Corporate Governance is the responsibility of the Management. This responsibility includes the designing, implementing and maintaining operating effectiveness of internal control to ensure compliance with the conditions of Corporate Governance as stipulated in the Listing Regulations.

## Auditor's Responsibility

3. Pursuant to the requirements of the Listing Regulations, our responsibility is to express a reasonable assurance in the form of an opinion as to whether the company has complied with the conditions of corporate governance as stated in paragraph 2 above. Our responsibility is limited to examining the procedures and implementation thereof, adopted by the company for ensuring the compliance with the conditions of Corporate Governance. It is neither an audit nor an expression of opinion on the financial statements of the company.
4. We have examined the books of account and other relevant records and documents maintained by the Company for the purpose of providing reasonable assurance on the compliance with Corporate Governance requirements by the Company.

## Opinion

5. Based on the procedures performed by us and to the best of our information and according to the explanations provided to us, in our opinion, the Company has complied, in all material respects, with the conditions of corporate governance as stipulated in the Listing Regulations during the year ended 31st March, 2022.

We state that such compliance is neither an assurance as to the future viability of the Company nor the efficiency or effectiveness with which the management has conducted the affairs of the company.

## Restrictions on use

6. This certificate is issued solely for the purpose of complying with the aforesaid regulations and may not be suitable for any other purpose.

**For GSK & Associates**  
(Company Secretaries)  
FRN: P2014UP036000

**Saket Sharma**  
Partner  
(Membership No.: F4229)  
(C.P. No.: 2565)

Date: 29th May, 2022  
Place: Kanpur

UDIN: F004229D000416872  
PR No: 2072/2022

**CERTIFICATE OF NON-DISQUALIFICATION OF DIRECTORS****(Pursuant to Regulation 34(3) and Schedule V Para C clause (10)(i) of the SEBI  
(Listing Obligations and Disclosure Requirements), Regulations, 2015****To,  
The Members of  
Dhampur Sugar Mills Limited  
Distt. Bijnor Dhampur-246761**

We have examined the relevant registers, records, forms, returns and disclosures received from the Directors of Dhampur Sugar Mills Limited having CIN: L15249UP1933PLC000511 and having registered office at Distt. Bijnor Dhampur-246761 (hereinafter referred to as 'the company'), produced before us by the Company for the purpose of issuing this Certificate, in accordance with Regulation 34(3) read with Schedule V Para-C Sub clause 10(i) of the Securities Exchange Board of India (Listing Obligations and Disclosure Requirements), Regulations, 2015.

In our opinion and to the best of my/our information and according to the verifications (including Directors Identification Number (DIN) status at the portal www.mca.gov.in) as considered necessary and explanations furnished to us by the Company & its officers, we, hereby certify that none of the Directors on the Board of the Company as stated below for the Financial Year ending on 31st March, 2022 have been debarred or disqualified from being appointed or continuing as Directors of companies by the Securities and Exchange Board of India, Ministry of Corporate Affairs, or any such other Statutory Authority.

Sr. No.	Name of Director	DIN	Date of Appointment in Company
1	Mr. Ashok Kumar Goel	00076553	15/03/1969
2	Mr. Vijay Kumar Goel*	00075317	19/08/1960
3	Mr. Gaurav Goel	00076111	04/04/2007
4	Mr. Gautam Goel**	00076326	26/04/1994
5	Mr. Ashwani Kumar Gupta***	00108678	25/08/1989
6	Mr. Sandeep Kumar Sharma****	06906510	23/06/2014
7	Ms. Nandita Chaturvedi	07015079	12/11/2014
8	Mr. Mahesh Prasad Mehrotra	00016768	06/07/1987
9	Mr. Yashwardhan Poddar	00008749	30/07/2020
10	Mr. Satpal Kumar Arora	00061420	30/07/2020
11	Mr. Anuj Khanna	00025087	07/06/2021

Ensuring the eligibility of for the appointment/ continuity of every Director on the Board is the responsibility of the management of the Company. Our responsibility is to express an opinion on these based on our verification. This certificate is neither an assurance as to the future viability of the Company nor of the efficiency or effectiveness with which management has conducted the affairs of the Company.

**Notes:**

\*Mr. Vijay Kumar Goel resigned from the post of directorship of the Company w.e.f. 04th May, 2022.

\*\* Mr. Gautam Goel resigned from the post of directorship of the Company w.e.f. 04th May, 2022.

\*\*\*Mr. Ashwani Kumar Gupta resigned from the post of directorship of the Company w.e.f. 04th May, 2022.

\*\*\*\*Mr. Sandeep Kumar Sharma resigned from the post of directorship of the Company w.e.f. 04th May, 2022.

**For GSK & Associates**  
(Company Secretaries)  
FRN: P2014UP036000

**Saket Sharma**  
Partner

(Membership No.: F4229)  
(C.P. No.: 2565)

UDIN: F004229D000416872

PR No: 2072/2022

Date: 29th May, 2022

Place: Kanpur

# Standalone Financial Statements

## INDEPENDENT AUDITORS' REPORT

To  
The Members of  
Dhampur Sugar Mills Limited

### Report on the Audit of the Standalone Financial Statements

#### Opinion

We have audited the standalone financial statements of Dhampur Sugar Mills Limited ("the Company"), which comprise the Standalone Balance Sheet as at March 31, 2022, and the Standalone Statement of Profit and Loss (including other comprehensive income), Standalone Statement of Changes in Equity and Standalone Statement of Cash Flow for the year then ended, and notes to the standalone financial statements, including a summary of the significant accounting policies and other explanatory information (hereinafter referred to as "Standalone Financial Statements").

In our opinion and to the best of our information and according to the explanations given to us, the aforesaid Standalone Financial Statements give the information required by the Companies Act, 2013 ("the Act") in the manner so required and give a true and fair view in conformity with the accounting principles generally accepted in India, of the state of affairs of the Company as at March 31, 2022, and profit (including other comprehensive income), changes in equity and its cash flows for the year ended on that date.

#### Basis for Opinion

We conducted our audit of the Standalone Financial Statements in accordance with the Standards on Auditing (SAs) specified under section 143(10) of the Act. Our responsibilities under those Standards are further described in the Auditor's Responsibilities for the Audit of the Standalone Financial Statements section of our report. We are independent of the Company in accordance with the Code of Ethics issued by the Institute of Chartered Accountants of India ('ICAI') read together with the independence requirements that are relevant

to our audit of the Standalone Financial Statements under the provisions of the Act and the Rules made thereunder, and we have fulfilled our other ethical responsibilities in accordance with these requirements and the ICAI's Code of Ethics. We believe that the audit evidence we have obtained is sufficient and appropriate to provide a basis for our audit opinion on the Standalone Financial Statements.

#### Emphasis of Matter

We draw attention to Note. 43 of the Standalone Financial Statements with respect to Scheme of Arrangement amongst Dhampur Sugar Mills Limited and Dhampur Bio Organics Limited and their respective shareholders and creditors (the 'Scheme') for demerger of Asmoli, Mansurpur and Meerganj units of the Company (collectively referred to as "Demerged Undertakings"). The Scheme has been given effect to from the Appointed Date of April 1, 2021, as approved by the Hon'ble National Company Law Tribunal ("NCLT"), Prayagraj and which is deemed to be the demerger date for the purpose of accounting and consequently financial information in the statement of profit and loss for the year ended March 31, 2021, have been restated.

Our opinion is not modified in respect of this matter.

#### Key Audit Matters

Key audit matters ('KAM') are those matters that, in our professional judgment, were of most significance in our audit of the Standalone Financial Statements of the current period. These matters were addressed in the context of our audit of the Standalone Financial Statements as a whole, and in forming our opinion thereon, and we do not provide a separate opinion on these matters. We have determined the matters described below to be the key audit matters to be communicated in our report.

Key Audit Matter	How our audit addressed the Key Audit Matter
<p><b>1. Discontinued Operations</b></p> <p>The Company has demerged its Asmoli, Mansurpur and Meerganj units (the "Units") to Dhampur Bio Organics Limited ("DBOL") (the Demerger) pursuant to a Scheme of Arrangement (the Scheme). The Scheme was approved by the National Company Law Tribunal (NCLT) with an Appointed date of April 1, 2021. We have identified this transaction relating to discontinued operations, as a key audit matter because of significant complexities in its accounting and disclosure requirements.</p>	<p><b>Principle Audit Procedures</b></p> <ul style="list-style-type: none"> <li>▪ We obtained and read the key documents relating to the transfer of the Demerged Undertakings (scheme of arrangement and approval granted by NCLT).</li> <li>▪ We have evaluated whether the method of accounting followed by the Company is in accordance with the scheme approved by NCLT and the relevant accounting guidelines.</li> </ul>

Key Audit Matter	How our audit addressed the Key Audit Matter
	<ul style="list-style-type: none"> <li>▪ We assessed the adequacy and appropriateness of the disclosures in the financial statements, relating to the discontinued operations and the transfer of segment, as required by the accounting standards.</li> <li>▪ Based on the above procedures performed, the method of accounting and disclosures relating to the transfer of the Demerged Undertakings are considered to be adequate and reasonable.</li> </ul>
<p><b>2. Determination of NRV of Sugar for comparison with Cost of Production (COP) for valuation of inventory:</b></p> <p>As on March 31, 2022, the Company has an inventory of Sugar with a carrying amount of ₹ 702.07 crores. The Inventory of Sugar is valued at a lower of Cost and Net Realisable Value. We considered the value of the inventory of sugar as a key audit matter given the relative value of inventory in the financial statements and significant judgement involved in the consideration of factors such as minimum sale price, monthly quota, and fluctuation in domestic and international selling prices in the valuation of NRV.</p>	<p><b>Principal Audit Procedures</b></p> <ul style="list-style-type: none"> <li>▪ We understood and tested the design and operating effectiveness of controls as established by the management in the determination of cost of production and net realizable value of the inventory of sugar.</li> <li>▪ We considered various factors including the prevailing unit-specific domestic selling price during and subsequent to the year-end, minimum selling price &amp; monthly quota, selling price for contracted sugar export and initiatives taken by the Government with respect to the sugar industry as a whole.</li> <li>▪ Based on the above procedures performed, the management's determination of the net realizable value of the inventory of sugar as at the year-end and comparison with cost for valuation of inventory is considered to be reasonable.</li> </ul>
<p><b>3. Recognition of Deferred Tax Assets (DTA) relating to minimum alternate tax (MAT) credit entitlement and re-measurement of Deferred Tax</b></p> <p>The Company has made an assessment of dual tax structures and decided to continue with the existing tax structure until the utilization of MAT credits and to measure deferred tax assets and liabilities at the tax rates that are expected to apply for its reversal in future. Accordingly, deferred tax assets and liabilities that are expected to reverse when the company would migrate to new lower tax regime have been measured at a lower tax rate.</p> <p>We considered the re-measurement of deferred tax assets and liabilities based on migration to a lower tax regime and recognition of deferred tax assets relating to MAT credit entitlement as a key audit matter because significant judgement is required in forecasting future taxable profits for recognition of deferred tax asset relating to MAT credit entitlement as well as for migration to the new lower tax regime.</p>	<p><b>Principal Audit Procedures</b></p> <p>We considered the issue of recognition of deferred tax asset and liabilities based on the tax rates expected to be applied at the time of its reversal and assessed the appropriateness of Company's accounting policy for recognition of deferred tax assets and liabilities and compliance of the policy with the requirement of prevailing accounting standards.</p> <p>Based on the above procedures performed, the recognition of deferred tax assets relating to the MAT credit entitlement and measurement of deferred tax assets and liabilities using the tax rates applicable at the time of reversal are considered adequate and reasonable.</p>



Key Audit Matter	How our audit addressed the Key Audit Matter
<p><b>4. Contingent Liabilities- Contingencies related to Regulatory, Direct and Indirect tax matters</b></p> <p>The Company has material contingencies related to Regulatory, Direct and Indirect tax matters which are under dispute with various authorities as more fully described in Note 39 (l) to the Standalone financial statements. The Company exercises significant judgment to determine the possible outcome of these disputes. Thereafter the Company makes a determination for recording/ write-back of provisions or alternatively disclosing them as contingencies unless the matters are considered remote.</p> <p>We identified this as a key audit matter because the estimates on which these amounts are based involve a significant degree of management judgement in interpreting the cases and it may be subject to management bias.</p>	<p><b>Direct and Indirect tax matters</b></p> <p><b>Principal Audit Procedures</b></p> <p>We have obtained an understanding of the Company's internal instructions and procedures in respect of the estimation and disclosure of contingent liabilities and adopted the following audit procedures:</p> <ul style="list-style-type: none"> <li>▪ understood and tested the design and operating effectiveness of controls as established by the management for obtaining all relevant information for pending litigation cases;</li> <li>▪ discussing with the management any material developments and the latest status of legal matters;</li> <li>▪ read various correspondences and related documents pertaining to litigation cases produced by the management and performed substantive procedures on calculations supporting the disclosure of contingent liabilities; examining management's judgements and assessments of whether provisions are required; considering the management assessments of those matters that are not disclosed as the probability of material outflow is considered to be remote;</li> <li>▪ reviewing the adequacy and completeness of disclosures;</li> </ul> <p>Based on the above procedures performed, the estimation and disclosures of contingent liabilities are considered to be adequate and reasonable.</p>

### Information Other than the Standalone Financial Statements and Auditor's Report Thereon

The Company's Board of Directors is responsible for the other information. The other information comprises the information included in the Management Discussion and Analysis, Report on Corporate Governance and Director's Report including Annexures to Director's Report, Business Responsibility Report and Shareholder's Information, but does not include the Standalone Financial Statements and our auditor's report thereon. The aforesaid report is expected to be made available to us after the date of this auditor's report.

Our opinion on the Standalone Financial Statements does not cover the other information and we do not express any form of assurance conclusion thereon.

In connection with our audit of the Standalone Financial Statements, our responsibility is to read the other information identified above when it becomes available and, in doing so, consider whether the other information is materially inconsistent with the Standalone Financial Statements or our knowledge obtained during the course of our audit or otherwise appears to be materially misstated.

When we read the company's annual report and if we conclude that there is a material misstatement therein, we are required to communicate the matter to those charged with governance and shall take appropriate actions, if required.

### Responsibilities of Management and Those Charged with Governance for the Standalone Financial Statements

The Company's Board of Directors is responsible for the matters stated in Section 134(5) of the Act with respect to the preparation and presentation of these Standalone Financial Statements that give a true and fair view of the financial position, financial performance including other comprehensive income, changes in equity and cash flows of the Company in accordance with the accounting principles generally accepted in India, including the Indian Accounting Standards (Ind AS) specified under Section 133 of the Act.

This responsibility also includes maintenance of adequate accounting records in accordance with the provisions of the Act for safeguarding of the assets of the Company and for preventing and detecting frauds and other irregularities; selection and application of appropriate accounting policies;

making judgements and estimates that are reasonable and prudent; and design, implementation and maintenance of adequate internal financial controls that were operating effectively for ensuring the accuracy and completeness of the accounting records, relevant to the preparation and presentation of the Standalone Financial Statements that give a true and fair view and are free from material misstatement, whether due to fraud or error.

In preparing the Standalone Financial Statements, the Board of Directors is responsible for assessing the Company's ability to continue as a going concern, disclosing, as applicable, matters related to going concern and using the going concern basis of accounting unless management either intends to liquidate the Company or to cease operations or has no realistic alternative but to do so.

Those Board of Directors are responsible for overseeing the Company's financial reporting process.

### **Auditor's Responsibilities for the Audit of the Standalone Financial Statements**

Our objectives are to obtain reasonable assurance about whether the Standalone Financial Statements as a whole are free from material misstatement, whether due to fraud or error, and to issue an auditor's report that includes our opinion. Reasonable assurance is a high level of assurance, but is not a guarantee that an audit conducted in accordance with SAs will always detect a material misstatement when it exists. Misstatements can arise from fraud or error and are considered material if, individually or in the aggregate, they could reasonably be expected to influence the economic decisions of users taken on the basis of these Standalone Financial Statements.

As part of an audit in accordance with SAs, we exercise professional judgment and maintain professional skepticism throughout the audit. We also:

- Identify and assess the risks of material misstatement of the Standalone Financial Statements, whether due to fraud or error, design and perform audit procedures responsive to those risks, and obtain audit evidence that is sufficient and appropriate to provide a basis for our opinion. The risk of not detecting a material misstatement resulting from fraud is higher than for one resulting from error, as fraud may involve collusion, forgery, intentional omissions, misrepresentations, or the override of internal control.
- Obtain an understanding of internal control relevant to the audit in order to design audit procedures that are appropriate in the circumstances. Under section 143(3) (i) of the Act, we are also responsible for expressing our opinion on whether the Company has adequate internal financial controls system with reference to Standalone

Financial statement in place and the operating effectiveness of such controls.

- Evaluate the appropriateness of accounting policies used and the reasonableness of accounting estimates and related disclosures made by management.
- Conclude on the appropriateness of management's use of the going concern basis of accounting and, based on the audit evidence obtained, whether a material uncertainty exists related to events or conditions that may cast significant doubt on the Company's ability to continue as a going concern. If we conclude that a material uncertainty exists, we are required to draw attention in our auditor's report to the related disclosures in the Standalone Financial Statements or, if such disclosures are inadequate, to modify our opinion. Our conclusions are based on the audit evidence obtained up to the date of our auditor's report. However, future events or conditions may cause the Company to cease to continue as a going concern.
- Evaluate the overall presentation, structure and content of the Standalone Financial Statements, including the disclosures, and whether the Standalone Financial Statements represent the underlying transactions and events in a manner that achieves fair presentation.

Materiality is the magnitude of misstatements in the Standalone Financial Statements that, individually or in aggregate, makes it probable that the economic decisions of a reasonably knowledgeable user of the financial statements may be influenced. We consider quantitative materiality and qualitative factors in (i) planning the scope of our audit work and in evaluating the results of our work; and (ii) to evaluate the effect of any identified misstatements in the financial statements.

We communicate with those charged with governance regarding, among other matters, the planned scope and timing of the audit and significant audit findings, including any significant deficiencies in internal control that we identify during our audit.

We also provide those charged with governance with a statement that we have complied with relevant ethical requirements regarding independence, and to communicate with them all relationships and other matters that may reasonably be thought to bear on our independence, and where applicable, related safeguards.

From the matters communicated with those charged with governance, we determine those matters that were of most significance in the audit of the Standalone Financial Statements of the current period and are therefore the key audit matters. We describe these matters in our auditor's report unless law or regulation precludes public disclosure

about the matter or when, in extremely rare circumstances, we determine that a matter should not be communicated in our report because the adverse consequences of doing so would reasonably be expected to outweigh the public interest benefits of such communication.

### Report on Other Legal and Regulatory Requirements

1. As required by Section 143(3) of the Act, based on our report, we report that:

- (a) We have sought and obtained all the information and explanations which to the best of our knowledge and belief were necessary for the purposes of our audit;
- (b) In our opinion, proper books of account as required by law have been kept by the Company so far as it appears from our examination of those books;
- (c) The Standalone Balance Sheet, the Standalone Statement of Profit and Loss (including other comprehensive income), the Standalone Statement of Changes in Equity and the Standalone Statement of Cash Flow dealt with by this report are in agreement with the books of account;
- (d) In our opinion, the aforesaid Standalone Financial Statements comply with Ind AS specified under Section 133 of the Act, read with Rule 7 of the Companies (Accounts) Rules, 2014;
- (e) On the basis of the written representations received from the directors as on March 31, 2022, taken on record by the Board of Directors, none of the directors is disqualified as on March 31, 2022, from being appointed as a director in terms of Section 164 (2) of the Act;
- (f) With respect to the adequacy of the internal financial controls over financial reporting with reference to Standalone Financial Statements of the Company and the operating effectiveness of such controls, refer to our separate Report in "Annexure A". Our report expresses an unmodified opinion on the adequacy and operating effectiveness of the Company's internal financial controls over financial reporting;
- (g) With respect to the matter to be included in the Auditor's Report in accordance with the requirements of section 197(16) of the Act, as amended:

In our opinion and according to the information and explanation given to us, the remuneration paid during the current year by the Company to its directors is in accordance with the provisions of Section 197 of the Act. The remuneration paid to any director is not in excess of the limit laid down under Section 197 of the Act. The Ministry of Corporate Affairs has not prescribed other details under Section 197(16) of the

Act which is required to be commented upon by us.

- (h) With respect to the other matters to be included in the Auditor's Report in accordance with Rule 11 of the Companies (Audit and Auditors) Rules, 2014, in our opinion and to the best of our information and according to the explanations given to us:
  - i. The Company has disclosed the impact of pending litigations as at March 31, 2022, on its financial position in its Standalone Financial Statements. Refer Note – 39 (I) & (III) to the Standalone Financial Statements;
  - ii. The Company did not have any long-term contracts including derivative contracts for which there were any material foreseeable losses;
  - iii. There has been no delay in transferring amounts, required to be transferred, to the Investor Education and Protection Fund by the Company.
  - iv. (a) The Management has represented that, to the best of its knowledge and belief, no funds (which are material either individually or in the aggregate) have been advanced or loaned or invested (either from borrowed funds or share premium or any other sources or kind of funds) by the Company to or in any other person or entity, including foreign entity ("Intermediaries"), with the understanding, whether recorded in writing or otherwise, that the Intermediary shall, whether, directly or indirectly lend or invest in other persons or entities identified in any manner whatsoever by or on behalf of the Company ("Ultimate Beneficiaries") or provide any guarantee, security or the like on behalf of the Ultimate Beneficiaries;
  - (b) The Management has represented, that, to the best of its knowledge and belief, no funds (which are material either individually or in the aggregate) have been received by the Company from any person or entity, including foreign entity ("Funding Parties"), with the understanding, whether recorded in writing or otherwise, that the Company shall, whether, directly or indirectly, lend or invest in other persons or entities identified in any manner whatsoever by or on behalf of the Funding Party ("Ultimate Beneficiaries") or provide any guarantee, security or the like on behalf of the Ultimate Beneficiaries;
  - (c) Based on the audit procedures that have

been considered reasonable and appropriate in the circumstances, nothing has come to our notice that has caused us to believe that the representations under sub-clause (i) and (ii) of Rule 11(e), as provided under (a) and (b) above, contain any material misstatement.

- v. The interim dividend declared and paid by the Company during the year and until the date of

this audit report is in accordance with section 123 of the Companies Act 2013.

2. As required by the Companies (Auditors' Report) Order, 2020 ("the Order") issued by the Central Government of India in terms of Section 143(11) of the Act, we give in the "Annexure B" a statement on the matters specified in paragraphs 3 and 4 of the Order, to the extent applicable.

---

**For Atul Garg & Associates**

Chartered Accountants  
Firm Registration No.001544C

**Fiza Gupta**

Partner  
Membership No. 429196  
Place of signature: New Delhi

Date: May 29, 2022  
UDIN: 22429196AJVKZF2015

**For T R Chadha & Co LLP**

Chartered Accountants  
Firm Registration No.006711N/N500028

**Neena Goel**

Partner  
Membership No. 057986  
Place of signature: New Delhi

Date: May 29, 2022  
UDIN: 22057986AJVMUA9401

## Annexure A to the Independent Auditors' Report on the Standalone Financial Statements of the Dhampur Sugar Mills Limited for the year ended March 31, 2022

Report on the Internal Financial Controls with reference to aforesaid Standalone Financial Statements under Clause (i) of Sub-section 3 of Section 143 of the Companies Act, 2013 ("the Act")

(Referred to in paragraph 1 (f) under 'Report on Other Legal and Regulatory Requirements' section of our report of even date)

### Opinion

We have audited the internal financial controls over financial reporting of Dhampur Sugar Mills Limited ("the Company") as of March 31, 2022, in conjunction with our audit of the Standalone Financial Statements of the Company for the year ended on that date.

In our opinion, the Company has, in all material respects, adequate internal financial controls over financial reporting and such internal financial controls were operating effectively as at March 31, 2022, based on the internal financial controls over financial reporting criteria established by the Company considering the essential components of internal control stated in the Guidance Note on Audit of Internal Financial Controls Over Financial Reporting issued by the Institute of Chartered Accountants of India (the "Guidance Note").

### Management's Responsibility for Internal Financial Controls

The Company's management is responsible for establishing and maintaining internal financial controls based on the internal financial controls over financial reporting criteria established by the Company considering the essential components of internal control stated in the Guidance Note. These responsibilities include the design, implementation and maintenance of adequate internal financial controls that were operating effectively for ensuring the orderly and efficient conduct of its business, including adherence to the Company's policies, the safeguarding of its assets, the prevention and detection of frauds and errors, the accuracy and completeness of the accounting records, and the timely preparation of reliable financial information, as required under the Companies Act, 2013 (hereinafter referred to as "the Act").

### Auditors' Responsibility

Our responsibility is to express an opinion on the Company's internal financial controls over financial reporting based on our audit. We conducted our audit in accordance with the Guidance Note and the Standards on Auditing, prescribed under Section 143(10) of the Act, to the extent applicable to an audit of internal financial controls with reference to Standalone Financial Statements. Those Standards and the Guidance Note require that we comply with ethical requirements and plan and perform the audit to obtain reasonable assurance about whether adequate internal financial controls over financial

reporting was established and maintained and whether such controls operated effectively in all material respects.

Our audit involves performing procedures to obtain audit evidence about the adequacy of the internal financial controls system over financial reporting and their operating effectiveness. Our audit of internal financial controls over financial reporting included obtaining an understanding of internal financial controls over financial reporting, assessing the risk that a material weakness exists, and testing and evaluating the design and operating effectiveness of the internal controls based on the assessed risk. The procedures selected depend on the auditor's judgement, including the assessment of the risk of misstatement of the Standalone Financial Statements, whether due to fraud or error.

We believe that the audit evidence we have obtained is sufficient and appropriate to provide a basis for our audit opinion on the Company's internal financial controls over financial reporting.

### Meaning of Internal Financial Controls with reference to Standalone Financial Statements

A company's internal financial controls over financial reporting is a process designed to provide reasonable assurance regarding the reliability of financial reporting and the preparation of Standalone Financial Statements for external purposes in accordance with generally accepted accounting principles. A company's internal financial controls over financial reporting include those policies and procedures that (1) pertain to the maintenance of records that, in reasonable detail, accurately and fairly reflect the transactions and dispositions of the assets of the company; (2) provide reasonable assurance that transactions are recorded as necessary to permit preparation of Standalone Financial Statements in accordance with generally accepted accounting principles, and that receipts and expenditures of the company are being made only in accordance with authorizations of management and directors of the company; and (3) provide reasonable assurance regarding prevention or timely detection of unauthorized acquisition, use, or disposition of the company's assets that could have a material effect on the Standalone Financial Statements.

### **Inherent Limitations of Internal Financial Controls with reference to Standalone Financial Statements**

Because of the inherent limitations of internal financial controls over financial reporting, including the possibility of collusion or improper management override of controls, material misstatements due to error or fraud may occur and not be

detected. Also, projections of any evaluation of the internal financial controls over financial reporting to future periods are subject to the risk that the internal financial controls over financial reporting may become inadequate because of changes in conditions, or that the degree of compliance with the policies or procedures may deteriorate.

---

#### **For Atul Garg & Associates**

Chartered Accountants  
Firm Registration No.001544C

#### **Fiza Gupta**

Partner  
Membership No. 429196  
Place of signature: New Delhi

Date: May 29, 2022  
UDIN: 22429196AJVKZF2015

#### **For T R Chadha & Co LLP**

Chartered Accountants  
Firm Registration No.006711N/N500028

#### **Neena Goel**

Partner  
Membership No. 057986  
Place of signature: New Delhi

Date: May 29, 2022  
UDIN: 22057986AJVMUA9401

## Annexure B to the Independent Auditors' Report

Referred to in paragraph 2 under 'Report on Other Legal and Regulatory Requirements' section of our report of even date to the members of Dhampur Sugar Mills Limited on the Standalone financial statements for the year ended March 31, 2022

To the best of our information and according to the explanations provided to us by the Company and the books of account and records examined by us in the normal course of the audit, we state that:

### i) In respect of the Company's Property, Plant and Equipment and Intangible Assets:

- a. (A) The Company has maintained proper records showing full particulars, including quantitative details and situation of Property, Plant and Equipment and relevant details of right-of-use assets covered under Ind AS 116, 'Leases'.
- (B) The Company has maintained proper records showing full particulars of intangible assets.
- b. The Company has a program of verification of property, plant and equipment, so to cover all the items once every 3 years which, in our opinion, is reasonable having regard to the size of the Company and the nature of its assets. Pursuant to the program, certain Properties, Plant and Equipment were due for verification during the year and were physically verified by the Management during the year. According to the information and explanations given to us, no material discrepancies were noticed on such verification.
- c. Based on the examination of the registered sale deed, and conveyance deed provided to us, we report that the title deeds of all the immovable properties of land and buildings disclosed in the financial statements included in property, plant and equipment, are held in the name of the Company as at the balance sheet date. Immovable properties of land and buildings whose title deeds have been pledged as security for loans, are held in the name of the Company based on the confirmations directly received by us from the Bank.

### iv) Compliance with section 185 and 186

In our opinion and according to the information and explanations given to us and based on the audit procedures performed, the Company has complied with the provisions of Sections 185 and 186 of the Companies Act, 2013 in respect of grant of loans, making investments and providing guarantees and securities, as applicable, except in respect of the following:

Non-compliance with section 186	Name of Company	Amount involved	Balance at Balance Sheet date
Loan given at rate of interest lower than prescribed	E-HAAT Limited	0.60	0.60
	DETS Limited	1.70	1.70

- d. The Company has not revalued any of its Property, Plant and Equipment and Intangible assets during the year.
- e. No proceedings have been initiated during the year or are pending against the Company as at March 31, 2022, for holding any Benami property under the Benami Transactions (Prohibition) Act, 1988 (as amended in 2016) and rules made thereunder.

### ii) In respect of the Company's Inventory:

- a. The inventories were physically verified during the year by the Management at reasonable intervals. In our opinion and according to the information and explanations given to us, the coverage and procedure of such verification by the Management is appropriate having regard to the size of the Company and the nature of its operations. No discrepancies of 10% or more in the aggregate for each class of inventories were noticed on such physical verification of inventories when compared with books of account.
- b. According to the information and explanations given to us, the Company has been sanctioned working capital limits in excess of ₹ 5 crores, in aggregate, from banks, on the basis of security of current assets. In our opinion and according to the information and explanations given to us, the quarterly statements comprising of Stock statements and book debt statements, filed by the Company with banks are in agreement with the unaudited books of account of the Company of the respective quarters and no material discrepancies have been observed. Refer to note 53.

### iii) The Company has not made any investments in, and provided guarantee or security or granted any loans or advances in the nature of loans, secured or unsecured, to companies, firms, Limited Liability Partnerships or any other parties, during the year.

#### v) Public Deposits

In our opinion the Company has complied with the provisions of Sections 73 to 76 or any other relevant provisions of the Companies Act, 2013 and the Companies (Acceptance of Deposits) Rules, 2014, as amended, with regard to the deposits accepted and amounts deemed to be deposits accepted. According to the information and explanations given to us, no order has been passed by the Company Law Board or the National Company Law Tribunal or the Reserve Bank of India or any Court or any other Tribunal against the Company in this regard.

#### vi) Cost Records

The maintenance of cost records has been specified by the Central Government under section 148(1) of the Companies Act, 2013. We have broadly reviewed the books of account maintained by the Company pursuant to the Companies (Cost Records and Audit) Rules, 2014, as amended, prescribed by the Central Government for maintenance of cost records under Section 148(1) of the Companies Act, 2013, and are of the opinion that, prima facie, the prescribed cost records have been made and maintained by the Company. We have, however, not made a detailed examination of the cost records with a view to determine whether they are accurate or complete.

#### vii) Statutory Dues

In respect of statutory dues:

- a. Undisputed statutory dues, including Goods and Service Tax, Provident Fund, Employees' State Insurance, Income-tax, Sales Tax, duty of Custom, duty of Excise, Value Added Tax, cess and other material statutory dues applicable to the Company have been generally deposited regularly by it with the appropriate authorities.

There were no undisputed amounts payable in respect of Goods and Service tax, Provident Fund, Employees' State Insurance, Income-tax, Sales Tax, Service Tax, duty of Custom, duty of Excise, Value Added Tax, cess and other material statutory dues in arrears as at March 31, 2022, for a period of more than six months from the date they became payable.

- b. In terms of the information and explanations sought by us and given by the company and the books and records examined by us in the normal course of the audit and to the best of our knowledge and belief, we state that there are no dues of income tax or sale tax or service tax or goods and service tax or duty of customs or duty of excise or value added tax or cess which have not been deposited on account of any dispute except as mentioned in Annexure-B1.

#### viii) Undisclosed Income

According to the information and explanations given to us and the records of the Company examined by us, there were no transactions relating to previously unrecorded income that were surrendered or disclosed as income in the tax assessments under the Income Tax Act, 1961 (43 of 1961) during the year.

#### ix) Borrowings

- a. In our opinion, the Company has not defaulted in the repayment of loans or other borrowings or in the payment of interest thereon to any lender during the year.
- b. According to the information and explanations given to us, the Company has not been declared a willful defaulter by any bank or financial institution or government or any government authority.
- c. To the best of our knowledge and belief, in our opinion, term loans availed by the Company were, applied by the Company during the year for the purposes for which the loans were obtained.
- d. On an overall examination of the financial statements of the Company, funds raised on a short-term basis have, prima facie, not been used during the year for long-term purposes by the Company.
- e. On an overall examination of the financial statements, we report that the Company has not utilised the unutilized funds as at the beginning of the year from the funds raised through the issue of shares or borrowings in the previous year to meet the obligations of its subsidiaries, associates or joint ventures. The Company has neither taken any funds from any entity or person during the year.
- f. The Company has not raised loans during the year on the pledge of securities held in its subsidiaries or joint ventures or associate companies.

#### x) Issue of securities

- a. The Company did not raise any money by way of initial public offer or further public offer (including debt instruments) during the year. Accordingly, clause 3 (ix) of the Order is not applicable to the Company.
- b. During the year the Company has not made any preferential allotment or private placement of shares or convertible debentures (fully or partly or optionally) and hence reporting under clause (x)(b) of the Order is not applicable to the Company.



**xi) Fraud**

- a. To the best of our knowledge, and information and explanations given by the management, we report that no fraud by the Company and no material fraud on the Company has been noticed or reported during the year.
- b. To the best of our knowledge, no report under sub-section (12) of section 143 of the Companies Act has been filed in Form ADT-4 as prescribed under rule 13 of Companies (Audit and Auditors) Rules, 2014 with the Central Government, during the year and up to the date of this report.
- c. As represented to us by the Management, there were no whistle-blower complaints received by the Company during the year.

**xii) Nidhi Company**

The Company is not a Nidhi Company and hence reporting under clause (xii) of the Order is not applicable.

**xiii) Related parties**

In our opinion, the Company is in compliance with Section 177 and 188 of the Companies Act, where applicable, for all transactions with the related parties and the details of related party transactions have been disclosed in the financial statements etc. as required by the applicable accounting standards.

**xiv) Internal Audit**

- a. In our opinion the Company has an adequate internal audit system commensurate with the size and the nature of its business.
- b. We have considered, the internal audit reports issued to the Company during the year and covering the period up to (December 31, 2021) and the draft of the internal audit reports which were issued after the balance sheet date covering the period Jan 1, 2022, to March 31, 2022.

**xv) Non-cash transactions**

In our opinion during the year the Company has not entered into any non-cash transactions with its directors or persons connected with its directors and hence provisions of section 192 of the Companies Act, 2013 are not applicable to the Company.

**xvi) Section 45-IA of the Reserve Bank of India Act, 1934**

- a. The Company is not required to be registered under section 45-IA of the Reserve Bank of India Act, 1934. Hence, reporting under clauses (xvi)(a), (b), and (c) of the Order is not applicable.
- b. The Group does not have any CIC as part of the group and accordingly reporting under clause (xvi)(d) of the Order is not applicable.

**xvii) Cash loss**

The Company has not incurred cash losses during the financial year covered by our audit and the immediately preceding financial year.

**xviii) Resignation of statutory auditors**

There has been no resignation of the statutory auditors of the Company during the year. Accordingly reporting under clause (xiii) of the Order is not applicable.

**xix) Ability to pay liabilities**

On the basis of the financial ratios, ageing and expected dates of realization of financial assets and payment of financial liabilities, other information accompanying the financial statements and our knowledge of the Board of Directors and Management plans and based on our examination of the evidence supporting the assumptions, nothing has come to our attention, which causes us to believe that any material uncertainty exists as on the date of the audit report indicating that the Company is not capable of meeting its liabilities existing at the date of balance sheet as and when they fall due within a period of one year from the balance sheet date. We, however, state that this is not an assurance as to the future viability of the Company. We further state that our reporting is based on the facts up to the date of the audit report and we neither give any guarantee nor any assurance that all liabilities falling due within a period of one year from the balance sheet date, will get discharged by the Company as and when they fall due.

**xx) CSR unspent amount**

- a. The Company has fully spent the required amount towards Corporate Social Responsibility (CSR) and there are no unspent CSR amounts for the year requiring a transfer to a Fund specified in Schedule VII to the Companies Act or special account in

compliance with the provision of sub-section (6) of section 135 of the said Act. Accordingly, reporting under clause (xx) of the Order is not applicable for the year.

b. In respect of ongoing projects, the Company has transferred the unspent amount to a Special Account within a period of 30 days from the end of the financial year in compliance with Sec.135(6) of the said Act.

---

**For Atul Garg & Associates**

Chartered Accountants  
Firm Registration No.001544C

**Fiza Gupta**

Partner  
Membership No. 429196  
Place of signature: New Delhi

Date: May 29, 2022  
UDIN: 22429196AJVKZF2015

**For T R Chadha & Co LLP**

Chartered Accountants  
Firm Registration No.006711N/N500028

**Neena Goel**

Partner  
Membership No. 057986  
Place of signature: New Delhi

Date: May 29, 2022  
UDIN: 22057986AJVMUA9401

## Annexure B1 to the Independent Auditors' Report:

(Referred to in paragraph vii (b) under 'Annexure B to the Independent Auditors Report section of our report of even date)

Sr#	Name of the Statute	Nature of Dues	Amount in ₹ crores	Period to which the amount relates	Forum where the dispute is pending
1	Central Excise Act, 1944	Excise Duty	2.89	2010-11	CESTAT, Allahabad Bench
2	Central Excise Act, 1944	Excise Duty	4.75	2010-11	CESTAT, Allahabad Bench
3	Central Excise Act, 1944	Excise Duty	3.09	2010-11	CESTAT, Allahabad Bench
4	Central Excise Act, 1944	Excise Duty	2.08	2014-15	CESTAT, Allahabad Bench
	<b>Sub-total</b>		<b>12.81</b>		
1	Service Tax Law	Excise Duty	0.69	2016-17	Commissioner Appeal
	<b>Sub-total</b>		<b>0.69</b>		
	<b>Total Excise Duty &amp; Service Tax Demands</b>		<b>13.50</b>		
1	U.P. Trade Tax Act, 1948	Trade Tax	#	2014-15	Additional Commissioner (Appeals)
2	U.P. Trade Tax Act, 1948	Trade Tax	0.02	2014-15	Additional Commissioner (Appeals)
3	U.P. Trade Tax Act, 1948	Trade Tax	0.01	2007-08	Commercial Tax Tribunal
4	U.P. Trade Tax Act, 1948	Trade Tax	0.10	2007-08	Commercial Tax Tribunal
5	U.P. Trade Tax Act, 1948	Trade Tax	0.51	2008-09	Honorable High Court of Allahabad
6	U.P. Trade Tax Act, 1948	Trade Tax	0.70	2009-10	Honorable High Court of Allahabad
7	U.P. Trade Tax Act, 1948	Trade Tax	0.40	2010-11	Honorable High Court of Allahabad
	<b>Total Trade Tax Demands</b>		<b>1.74</b>		
1	U.P. Tax on Entry of Goods into Local Area Act, 2007	Entry Tax	0.07	2015-16	Additional Commissioner (Appeals)
2	U.P. Tax on Entry of Goods into Local Area Act, 2007	Entry Tax	0.10	2007-08	Commercial Tax Tribunal
3	U.P. Tax on Entry of Goods into Local Area Act, 2007	Entry Tax	0.11	1995-96	Honorable High Court of Allahabad
4	U.P. Tax on Entry of Goods into Local Area Act, 2007	Entry Tax	0.09	1995-96	Honorable High Court of Allahabad
5	U.P. Tax on Entry of Goods into Local Area Act, 2007	Entry Tax	0.17	1994-95	Honorable High Court of Allahabad
	<b>Total Entry tax demands</b>		<b>0.54</b>		
	<b>Total Trade tax and Entry tax demands</b>		<b>2.28</b>		

# represents where value is less than ₹ 50,000/-

**BALANCE SHEET** as at March 31, 2022

CIN No :-L15249UP1933PLC000511

(₹ in Crores)

Particulars	Note No.	As at March 31, 2022	As at March 31, 2021
<b>ASSETS</b>			
<b>(1) Non - current assets</b>			
(a) Property, plant and equipment	4	990.91	1,591.89
(b) Right-of use-asset	5 (i)	6.83	18.09
(c) Capital work - in - progress	6	28.74	21.24
(d) Other intangible assets	7	2.08	2.48
(e) Biological asset	8 (i)	-	#
(f) Financial assets			
(i) Investments	9	5.38	13.29
(ii) Others financial assets	11 (i)	1.98	2.90
(g) Other non - current assets	12 (i)	15.72	24.25
<b>Sub total (Non current assets)</b>		<b>1,051.64</b>	<b>1,674.14</b>
<b>(2) Current assets</b>			
(a) Inventories	13	817.50	1,292.55
(b) Biological asset	8 (ii)	1.37	1.04
(c) Financial assets			
(i) Trade receivables	14	199.64	307.47
(ii) Cash and cash equivalents	15	41.06	59.12
(iii) Bank Balances other than (ii) above	16	14.00	7.75
(iv) Loans	10	2.47	2.30
(v) Others financial assets	11 (ii)	0.85	4.83
(d) Other current assets	12 (ii)	36.13	121.33
<b>Sub total (Current assets)</b>		<b>1,113.02</b>	<b>1,796.39</b>
<b>Total assets</b>		<b>2,164.66</b>	<b>3,470.53</b>
<b>EQUITY AND LIABILITIES</b>			
<b>EQUITY</b>			
(a) Equity share capital	17	66.38	66.45
(b) Other equity	18	822.10	1,496.44
<b>Sub total (Equity)</b>		<b>888.48</b>	<b>1,562.89</b>
<b>LIABILITIES</b>			
<b>(1) Non - current liabilities</b>			
(a) Financial liabilities			
(i) Borrowings	19 (i)	233.53	320.04
(ii) Lease Liabilities	5 (ii)	3.81	11.07
(b) Other non - current liabilities	23 (i)	1.60	9.21
(c) Provisions	21 (i)	15.32	32.80
(d) Deferred tax liabilities (net)	22	30.05	31.20
<b>Sub total (non current liabilities)</b>		<b>284.31</b>	<b>404.32</b>
<b>(2) Current liabilities</b>			
(a) Financial liabilities			
(i) Borrowings	19 (ii)	645.59	821.62
(ii) Trade payables			
(A) total outstanding due of micro enterprises and small enterprises; and	24	2.74	4.63
(B) trade payable other than (A) above	24	228.69	589.21
(iii) Lease Liabilities	5 (ii)	2.64	5.04
(iv) Other financial liabilities	20	75.06	44.46
(b) Other current liabilities	23 (ii)	31.19	24.67
(c) Provisions	21 (ii)	5.22	9.04
(d) Current tax liabilities (net)	25	0.74	4.65
<b>Sub total (current liabilities)</b>		<b>991.87</b>	<b>1,503.32</b>
<b>Total equity &amp; liabilities</b>		<b>2,164.66</b>	<b>3,470.53</b>

See accompanying significant accounting policies and notes to the Financial statements - 1 to 56.

This is the Balance Sheet referred to in our report of even date

For Atul Garg & Associates  
Chartered Accountants  
FRN 001544C

Fiza Gupta  
Partner  
M No. 429196

Place: New Delhi  
Date: May 29, 2022

For T R Chadha & Co LLP  
Chartered Accountants  
FRN 006711N/N500028

Neena Goel  
Partner  
M No. 057986

For and on behalf of the Board of Directors

Ashok Kumar Goel  
Chairman  
(DIN 00076553)

Susheel Kumar Mehrotra  
Chief Financial Officer

Gaurav Goel  
Managing Director  
(DIN 00076111)

Aparna Goel  
Company Secretary

**STATEMENT OF PROFIT AND LOSS** for the year ended March 31, 2022

CIN No :-L15249UP1933PLC000511

(₹ in Crores)

Particulars	Note No.	For the year ended March 31, 2022	For the year ended March 31, 2021
<b>Continuing Operations</b>			
I Revenue from operations	26	2,198.16	2,232.97
II Other income	27	10.55	12.07
III <b>Total income (I + II)</b>		<b>2,208.71</b>	<b>2,245.04</b>
<b>IV Expenses</b>			
Cost of materials consumed	28	1,600.55	1,485.15
Excise duty on sale of goods	29	258.93	74.90
Purchase of Stock-in-Trade	30	24.21	26.73
Changes in inventories of finished goods, stock - in - trade and work - in - progress	31	(239.65)	95.65
Employee benefits expenses	32	78.16	79.22
Finance costs	33	50.16	39.02
Depreciation and amortization expenses	34	50.29	51.14
Other expenses	35	181.56	194.01
<b>Total expenses (IV)</b>		<b>2,004.21</b>	<b>2,045.82</b>
V <b>Profit / (loss) before exceptional items and tax from continuing operations (III - IV)</b>		<b>204.50</b>	<b>199.22</b>
VI Exceptional items	36	-	(0.50)
VII <b>Profit / (loss) before tax from continuing operations (V - VI)</b>		<b>204.50</b>	<b>198.72</b>
<b>VIII Tax expense</b>			
(1) Current tax	37	34.50	36.75
(2) Deferred tax	37	23.05	18.52
<b>Total Tax expense (VIII)</b>		<b>57.55</b>	<b>55.27</b>
IX <b>Profit from Continuing operation after Taxes (VII- VIII)</b>		<b>146.95</b>	<b>143.45</b>
<b>X Profit from discontinued operation before Taxes</b>			
Exceptional items for discontinued operations	44	-	(15.50)
Profit/(Loss) for the period from discontinued operations after exceptional items before taxes	44	-	106.32
Income tax expenses of discontinued operations	44	-	30.91
<b>Profit from Discontinuing operation after Taxes (X)</b>		<b>-</b>	<b>75.41</b>
XI <b>Profit / (loss) for the period (IX + X)</b>		<b>146.95</b>	<b>218.86</b>
<b>XII Other comprehensive income for Continuing operation</b>			
A (i) Items that will not be reclassified to profit or loss			
-- Remeasurement of post-employment benefits obligation		0.47	(0.65)
-- Change in Fair value of FVOCI equity investments		2.73	1.50
(ii) Income tax relating to items that will not be reclassified to profit or loss	23	(0.44)	0.08
B Items that will be reclassified to profit or loss			
(i) -- Net change in intrinsic value of derivatives designated as cash flow hedges		(1.12)	9.90
(ii) Income tax relating to items that will be reclassified to profit or loss	23	0.39	(3.46)
<b>Total other comprehensive income for Continuing operation (XII)</b>		<b>2.03</b>	<b>7.37</b>
XIII <b>Other comprehensive income from discontinued operation before taxes</b>		<b>-</b>	<b>1.35</b>
Income tax		-	(0.47)
<b>Total Other comprehensive income from discontinued operation after taxes (XIII)</b>		<b>-</b>	<b>0.88</b>
XIV <b>Total comprehensive income for the period (XI + XII+XIII)</b>		<b>148.98</b>	<b>227.10</b>
<b>XV Earning per equity share ( face value of ₹ 10 each) for continuing operations</b>			
Basic and Diluted (in ₹)	38	22.13	21.61
<b>Earning per equity share ( face value of ₹ 10 each) for discontinued operations</b>			
Basic and Diluted (in ₹)		-	11.36
<b>Earning per equity share ( face value of ₹ 10 each) for continuing and discontinued operations</b>			
Basic and Diluted (in ₹)		22.13	32.97

See accompanying significant accounting policies and notes to the Financial statements - 1 to 56.

This is Statement of Profit and Loss Statement referred to in our report of even date

For Atul Garg & Associates  
Chartered Accountants  
FRN 001544C

For T R Chadha & Co LLP  
Chartered Accountants  
FRN 006711N/N500028

For and on behalf of the Board of Directors

Fiza Gupta  
Partner  
M No. 429196

Neena Goel  
Partner  
M No. 057986

Ashok Kumar Goel  
Chairman  
(DIN 00076553)

Gaurav Goel  
Managing Director  
(DIN 00076111)

Place: New Delhi  
Date: May 29, 2022

Susheel Kumar Mehrotra  
Chief Financial Officer

Aparna Goel  
Company Secretary

## STATEMENT OF CHANGES IN EQUITY

for the year ended March 31, 2022

CIN No. : L15249UP1933PLC000511

### A. Equity share capital

(₹ in Crores)

Particulars	As at March 31, 2022		As at March 31, 2021	
	No. of Shares	Amount	No. of Shares	Amount
Balance at the beginning of the year	6,67,13,086	66.45	6,67,13,086	66.45
Changes in equity share capital during the year	(3,25,496)	(0.07)	-	-
Balance at the end of the reporting period	<b>6,63,87,590</b>	<b>66.38</b>	<b>6,67,13,086</b>	<b>66.45</b>

### B. Other Equity

(₹ in Crores)

Particulars	Surplus						Others reserves			Total
	Capital reserve	Security premium	Storage fund/ reserve for molasses	Capital redemption reserve	General reserve	Retained earnings	Remeasurement of post-employment benefits obligation	FVOCI equity investment reserve	FVOCI cash flow hedge reserve	
<b>Balance as at April 1, 2020</b>	7.23	379.94	1.58	3.72	122.04	803.57	(4.31)	0.58	(5.72)	1,308.63
Profit for the year	-	-	-	-	-	218.86	-	-	-	218.86
Other comprehensive income	-	-	-	-	-	-	0.20	1.35	0.98	2.53
Molasses fund created during the year	-	-	0.53	-	-	-	-	-	-	0.53
Interim Dividend paid, inclusive of taxes	-	-	-	-	-	(39.83)	-	-	-	(39.83)
Reclassify to statement of Profit and loss	-	-	-	-	-	-	-	-	-	-
<b>Balance as at March 31, 2021</b>	<b>7.23</b>	<b>379.94</b>	<b>2.11</b>	<b>3.72</b>	<b>122.04</b>	<b>982.60</b>	<b>(4.11)</b>	<b>1.93</b>	<b>0.98</b>	<b>1,496.44</b>
Profit for the year	-	-	-	-	-	146.95	-	-	-	146.95
Other comprehensive income	-	-	-	-	-	-	0.34	2.48	(0.73)	2.10
Add: Cancellation of forfeited shares pursuant to scheme of arrangement (refer note 43)	0.07	-	-	-	-	-	-	-	-	0.07
Less: Cancellation of investment pursuant to scheme of arrangement (refer note 43)	-	-	-	-	-	(0.01)	-	-	-	(0.01)
Less: Balance transferred pursuant to scheme of arrangement (refer note 43)	(7.30)	(379.94)	-	(3.72)	(122.04)	(267.95)	-	-	-	(780.95)
Molasses fund created during the year	-	-	0.34	-	-	-	-	-	-	0.34
Molasses transferred to retained earning	-	-	(0.56)	-	-	-	-	-	(0.25)	(0.56)
Transfer to retained earnings	-	-	-	-	-	-	-	-	-	(0.25)
Transfer/ Adjustments from Other Reserves	-	-	-	-	-	0.81	-	-	-	0.81
Interim dividend, inclusive of taxes	-	-	-	-	-	(39.83)	-	-	-	(39.83)
Demerger expenses pursuant to the scheme of arrangement	-	-	-	-	-	(3.00)	-	-	-	(3.00)
<b>Balance as at March 31, 2022</b>	<b>0.00</b>	<b>-</b>	<b>1.89</b>	<b>-</b>	<b>-</b>	<b>819.57</b>	<b>(3.77)</b>	<b>4.41</b>	<b>(0.00)</b>	<b>822.10</b>

See accompanying significant accounting policies and notes to the Financial statements - 1 to 56.

**This is Statement of Change in Equity referred to in our report of even date**

**For Atul Garg & Associates**

Chartered Accountants

FRN 006711N/N500028

**Fiza Gupta**

Partner

**M No. 429196**

Place: New Delhi

Date: May 29, 2022

**Neena Goel**

Partner

**M No. 057986**

Chartered Accountants

FRN 006711N/N500028

**For and on behalf of the Board of Directors**

**Ashok Kumar Goel**

Chairman

**(DIN 00076553)**

**Susheel Kumar Mehrotra**

Chief Financial Officer

**Gaurav Goel**

Managing Director

**(DIN 00076111)**

**Aparna Goel**

Company Secretary

**STATEMENT OF CASH FLOW** for the year ended March 31, 2022

CIN No :-L15249UP1933PLC000511

(₹ in Crores)

Particulars	For the year ended March 31, 2022	For the year ended March 31, 2021
<b>A Cash flow from operating activities</b>		
<b>Profit before Tax</b>		
Continuing Operations	204.50	198.72
Discontinued Operations	-	121.82
<b>Profit before Tax including Discontinued Operations</b>	<b>204.50</b>	<b>320.54</b>
<b>Adjustments :</b>		
Depreciation and impairment of property, plant and equipment & Intangible asset	50.30	77.09
(Gain) / Loss on disposal of property, plant and equipment	(1.18)	3.69
Finance costs	50.16	79.67
Storage fund for molasses	0.34	0.53
Deferred Government grant	-	(0.38)
Finance income	(1.54)	(0.59)
Dividend income	(0.04)	(0.04)
Impairment of investment written back	-	(2.00)
Loss on material held for disposal	-	1.64
Provision for doubtful debts	0.33	1.39
Fair value gain on re-measurement of biological assets through profit or loss	(1.45)	(1.11)
Liabilities/ Provisions no longer required written back	(0.21)	(1.31)
Bad-debts written off	3.25	5.01
Exceptional items	-	0.50
Provision for Gratuity	0.64	1.53
Adjustment for Demerger Expenses	(3.00)	-
<b>Operating profit before working capital adjustments</b>	<b>302.11</b>	<b>486.16</b>
<b>Working capital adjustments</b>		
(Increase) /Decrease in trade receivables	0.19	(4.71)
(Increase) /Decrease in other financial assets	(0.99)	0.67
(Increase) /Decrease in other assets	(8.04)	12.18
(Increase) /Decrease in Government grants	39.06	87.86
(Increase) /Decrease in inventories	(242.32)	311.15
Increase / (Decrease) in trade and other financial liabilities	(77.26)	27.55
Increase / (Decrease) in provisions and other liabilities	17.76	(6.59)
<b>Cash generated from operations</b>	<b>30.51</b>	<b>914.27</b>
Tax expenses	(34.19)	(36.08)
<b>Net cash generated from operating activities</b>	<b>(3.68)</b>	<b>878.19</b>
<b>B Investing activities</b>		
Purchase of property, plant and equipment	(87.50)	(87.87)
Sale of property, plant and equipment	-	3.57
Purchase of financial instruments in subsidiaries	-	(0.01)
Loan to subsidiaries companies	-	(1.10)
(Purchase)/Sale redemption of financial instruments	-	2.00
Interest received	1.37	0.96

**STATEMENT OF CASH FLOW** for the year ended March 31, 2022

CIN No :-L15249UP1933PLC000511

(₹ in Crores)

Particulars	For the year ended March 31, 2022	For the year ended March 31, 2021
Purchase/maturity of fixed deposits (Net)	(4.80)	(1.05)
Dividend received	0.04	0.04
<b>Net cash flow from / (used in) investing activities</b>	<b>(90.89)</b>	<b>(83.46)</b>
<b>C Financing activities</b>		
Repayments of long term borrowings	(118.39)	(165.94)
Payment of Lease Liabilities	(1.99)	(3.49)
Interest paid on Lease Liabilities	(0.65)	(1.55)
Receipt of long term borrowings	113.02	52.16
Proceeds from short term borrowings (net)	134.17	(490.14)
Dividend including dividend distribution tax	(0.14)	(39.83)
Finance cost paid	(48.71)	(89.51)
<b>Net cash flow from / (used in) financing activities</b>	<b>77.31</b>	<b>(738.30)</b>
<b>Net increase in cash and cash equivalents (A+B+C)</b>	<b>(17.26)</b>	<b>56.43</b>
<b>Opening cash &amp; cash equivalents</b>	<b>59.12</b>	<b>2.69</b>
<b>Less: Transferred pursuant to scheme of arrangement</b>	<b>(0.80)</b>	<b>-</b>
<b>Closing cash and cash equivalents for the purpose of Cash Flow Statement</b>	<b>41.06</b>	<b>59.12</b>

**Notes:**

- The above cash flow statement has been prepared under the indirect method set out in Indian Accounting Standard (Ind AS) 7.
- Figures in brackets indicate cash outflow from respective activities.
- Cash and cash equivalents as at the Balance Sheet date consists of :

(₹ in Crores)

Particulars	As at March 31, 2022	As at March 31, 2021
<b>Balances with banks :</b>		
-On current account	40.33	58.19
Cash on hand	0.73	0.93
<b>Total</b>	<b>41.06</b>	<b>59.12</b>

See accompanying significant accounting policies and notes to the Financial statements - 1 to 56.

**This is Statement of Cash Flow referred to in our report of even date****For Atul Garg & Associates**Chartered Accountants  
FRN 001544C**Fiza Gupta**

Partner

**M No. 429196**

Place: New Delhi

Date: May 29, 2022

**For T R Chadha & Co LLP**Chartered Accountants  
FRN 006711N/N500028**Neena Goel**

Partner

**M No. 057986****For and on behalf of the Board of Directors****Ashok Kumar Goel**

Chairman

**(DIN 00076553)****Susheel Kumar Mehrotra**

Chief Financial Officer

**Gaurav Goel**

Managing Director

**(DIN 00076111)****Aparna Goel**

Company Secretary



## Notes forming part of the Standalone Financial Statements for the year ended March 31, 2022

### 1) Corporate Information:

Dhampur Sugar Mills Limited ("DSML" or "the Company") having CIN No. L15249UP1933PLC000511 is a public limited company domiciled in India was incorporated under the

provisions of the Companies Act applicable in India and has its registered office at Dhampur, Uttar Pradesh, India.

Its shares are listed on two stock exchanges in India namely, National Stock Exchange of India and Bombay Stock Exchange of India.

The company is engaged mainly in the manufacturing and selling of sugar, chemicals/ethyl, ethanol potable spirits and co-generation and sale of power.

### 2) Significant Accounting Policies:

The significant accounting policies applied by the Company in the preparation of its financial statements are listed below. Such accounting policies have been applied consistently to all the periods presented in these financial statements, unless otherwise indicated.

#### i. Basis of preparation and presentation

##### a) Compliance with Ind AS

The financial statements comply in all material aspects with Indian Accounting Standards (Ind AS) notified under section 133 of the Companies Act, 2013 (the Act) read with the Rule 3 of the Companies (Indian Accounting Standards) Rules, 2015 (as amended) and relevant amendment rules thereafter and accounting principles generally accepted in India.

Accounting policies have been consistently applied except where a newly issued Indian Accounting Standard is initially adopted or a revision to an existing Indian Accounting Standard requires a change in the accounting policy hitherto in use.

##### b) Basis of preparation

The financial statements have been prepared on the historical cost basis except for certain financial assets and liabilities that are measured at fair values at the end of each reporting period, assets for defined benefit plans and Biological assets that are measured at fair value, assets held for sale which is measured at lower of cost and fair value less cost to sell as explained further in notes to standalone financial statements.

##### c) Functional and presentation currency

The financial statements are presented in Indian rupees (₹) and all values are rounded to the nearest crores and two decimals thereof, except if otherwise stated.

#### ii. Current versus non-current classification

The company presents assets and liabilities in the balance sheet based on current/ non-current classification.

An asset is treated as current when it satisfies any of the following criteria:

- Expected to be realised or intended to be sold or consumed in the normal operating cycle
- Held primarily for the purpose of trading
- Expected to be realised within twelve months after the reporting date, or
- Cash or cash equivalent unless restricted from being exchanged or used to settle liability for at least twelve months after the reporting date.

Current assets include the current portion of non-current financial assets. All other assets are classified as non-current.

## Notes forming part of the Standalone Financial Statements for the year ended March 31, 2022

A liability is treated as current when it satisfies any of the following criteria:

- Expected to be settled in the company's normal operating cycle;
- Held primarily for the purpose of trading;
- Due to be settled within twelve months after the reporting date; or
- The Company does not have an unconditional right to defer settlement of the liability for at least twelve months after the reporting date.
- Terms of a liability that could, at the option of the counterparty, result in its settlement by the issue of equity instruments do not affect its classification.

Current liabilities include the current portion of non-current financial liabilities. All other liabilities are classified as non-current.

The Company has ascertained its operating cycle as 12 months for the purpose of current and non-current classification of assets and liabilities.

### iii. Property, plant and equipment & capital work-in-progress

Property, plant and equipment are tangible items that are held for use in the production or supply for goods and services, rental to others or for administrative purposes and are expected to be used during more than one period.

The cost of an item of property, plant and equipment is being recognised as an asset if and only if it is probable that future economic benefits associated with the item will flow to the Company and the cost of the item can be measured reliably. Subsequent costs are included in the asset's carrying amount only when it is probable that future economic benefits associated with the item will flow to the entity and the cost of the item can be measured reliably.

Freehold lands are stated at cost. All other items of property, plant and equipment are stated at cost, net of recoverable taxes less accumulated depreciation, and impairment loss, if any.

The cost of an asset includes the purchase cost of material, including import duties and non-refundable taxes, and any directly attributable costs of bringing an asset to the location and condition of its intended use. For this purpose, cost includes carrying value as Deemed cost on the date of transition. Interest on borrowings used to finance the construction of qualifying assets are capitalised as part of the cost of the asset until such time that the asset is ready for its intended use.

Items of spare parts, stand-by equipment and servicing equipment which meet the definition of property, plant and equipment are capitalized. Other spare parts are carried as inventory and recognized in the statement of profit and loss on consumption. When parts of an item of PPE have different useful lives, they are accounted for as separate component.

The carrying amount of the replaced part is derecognised. All other repair and maintenance costs are recognised in the Statement of Profit and Loss as incurred.

The present value of the expected cost for the decommissioning of an asset after its use, if any, is included in the cost of the respective asset if the recognition criteria for a provision are met.

The cost and related accumulated depreciation are eliminated from the financial statement upon sale or retirement of the asset and resultant gain or loss are recognized in the Statement of Profit and Loss.

Assets identified and technically evaluated as obsolete are retired from active use and held for disposal are stated at the lower of its carrying amount and fair value less cost to sell.

Capital work-in-progress, representing expenditure incurred in respect of assets under development and not ready for their intended use, are carried at cost. Cost includes related acquisition expenses, construction cost, related borrowing cost and other direct expenditure.

**Notes forming part of the Standalone Financial Statements** for the year ended March 31, 2022**iv. Intangible assets**

Intangible assets acquired separately are measured on initial recognition at cost. Following initial recognition, intangible assets are carried at cost less accumulated amortisation and accumulated impairment losses. For this purpose, cost includes carrying value as Deemed cost on the date of transition.

Internally generated intangible assets, excluding capitalized development costs, are not capitalized and expenditure is reflected in the statement of profit and loss in the year in which the expenditure is incurred.

An intangible asset is derecognised on disposal, or when no future economic benefits are expected from use or disposal. Gains or losses arising from derecognition of an intangible asset, measured as the difference between the net disposal proceeds and the carrying amount of the asset, is recognised in the statement of profit and loss.

**v. Depreciation and amortization**

The classification of plant and machinery into continuous and non-continuous process is done as per their use and depreciation thereon is provided accordingly. Depreciation commences when the assets are available for their intended use. Depreciation is calculated using the straight-line method to allocate their cost, net of their residual values, over their estimated useful lives.

The management has estimated the useful lives and residual values of all property, plant and equipment and adopted useful lives as stated in Schedule II of the Companies Act, 2013.

The Company has used the following useful lives to provide depreciation on its tangible assets:

Assets	Useful Lives
Building	03-60 years
Plant & equipment	15-40 years
Furniture & fixtures	10 years
Railway sidings	15 years
Weighbridge	15 years
Computers	03 years
Office equipment	05 years
Electrical appliances	15 years
Vehicles	08 years
Farm asset and equipment	15 years

Intangible assets are amortized on a straight-line basis over the estimated useful economic life of the assets. The Company uses a rebuttable presumption that the useful life of intangible assets is ten years from the date when the assets is available for use.

The estimated useful lives, residual values and depreciation method are reviewed at the end of each financial year and are given effect to wherever appropriate.

**vi. Foreign currency translations****Transactions and balances**

Transactions in foreign currencies are initially recorded at the functional currency spot rate prevailing at the date the transaction first qualifies for recognition.

Monetary assets and liabilities related to foreign currency transactions remaining outstanding at the balance sheet date are translated at the functional currency spot rate of exchange prevailing at the balance sheet date. Any income or expense arising on account of foreign exchange difference either on settlement or on translation is recognised in the Statement of Profit and Loss.

Non-monetary items which are carried at historical cost denominated in a foreign currency are translated using the exchange rate at the date of the initial transaction.

## Notes forming part of the Standalone Financial Statements for the year ended March 31, 2022

### vii. Inventories

Raw material, process chemicals, stores and packing material are measured at weighted average cost.

Work in progress, traded and finished goods (other than by products and scraps) are measured at lower of cost or net realizable value.

By products and scrap are carried at estimated Net Realizable Value.

Cost of finished goods and work in progress comprises of raw material cost (net of realizable value of By-products), variable and fixed production overhead, which are allocated to work in progress and finished goods on full absorption cost basis. Cost of inventory also includes all other cost incurred in bringing the inventories to their respective present location and condition. Borrowing costs are not included in the value of inventories.

Net realizable value (NRV) is the estimated selling price in the ordinary course of business less estimated costs of completion and the estimated costs necessary to make the sale.

### viii. Biological assets

Biological assets comprise of standing crop and livestock.

Biological assets are measured at fair value less cost to sell. Changes in fair value of biological assets is recognised in the statement of profit and loss account.

The biological process starts with preparation of land for planting, seedlings and ends with the harvesting of crops.

For Standing crop, where little biological transformation has taken place since the initial cost was incurred (for example seedlings planted immediately before the balance sheet date), such biological assets are measured at cost i.e. the total expenses incurred on such plantation up to the balance sheet date.

When harvested, crop is transferred to inventory at fair value less costs to sell.

### ix. Revenue recognition

The Company derives revenue primarily from sale of sugar and other by-products produced from processing of sugar cane, sale of power and sale of chemicals.

Revenue is recognized upon transfer of control of promised products or services to customers in an amount that reflects the consideration, the company expect to receive in exchange of those products or services. Revenue is inclusive of excise duty and excluding estimated discount, pricing incentives, rebates, other similar allowances to the customers and excluding goods and service tax and other taxes and amounts collected on behalf of third parties or government, if any.

#### Sale of goods

Revenue from the sale of goods is recognised when the goods are delivered and titles have passed, at which time all the following conditions are satisfied:

- the Company has transferred to the buyer the significant risks and rewards of ownership of the goods;
- the Company retains neither continuing managerial involvement to the degree usually associated with ownership nor effective control over the goods sold;
- the amount of revenue can be measured reliably;
- it is probable that the economic benefits associated with the transaction will flow to the Company; and
- the costs incurred or to be incurred in respect of the transaction can be measured reliably.

## Notes forming part of the Standalone Financial Statements for the year ended March 31, 2022

### Contract Revenue

Contract revenue is recognised only to the extent of cost incurred till such time the outcome of the job cannot be ascertained reliably subject to condition that it is probable that such cost will be recoverable. When the outcome of the contract is ascertained reliably, contract revenue is recognised at cost of work performed on the contract plus proportionate margin, using the percentage of completion method. Percentage of completion is the proportion of cost of work performed to-date, to the total estimated contract costs.

The estimated outcome of a contract is considered reliable when all the following conditions are satisfied:

- i. the amount of revenue can be measured reliably;
- ii. it is probable that the economic benefits associated with the contract will flow to the Company;
- iii. the stage of completion of the contract at the end of the reporting period can be measured reliably; and
- iv. the costs incurred or to be incurred in respect of the contract can be measured reliably.

Expected loss, if any, on a contract is recognised as expense in the period in which it is foreseen, irrespective of the stage of completion of the contract.

### Dividend income

Dividend income is recognised when the Company's right to receive the dividend is established, it is probable that the economic benefits associated with the dividend will flow to the entity and the amount of the dividend can be measured reliably i.e. in case of interim dividend, on the date of declaration by the Board of Directors; whereas in case of final dividend, on the date of approval by the shareholders.

### Interest income

Interest income from a financial asset is recognised when it is probable that the economic benefits will flow to the company and the amount of income can be measured reliably. Interest income is accrued on a time basis, by reference to the principal outstanding and at the effective interest rate applicable, which is the rate that exactly discounts estimated future cash receipts through the expected life of the financial asset to that asset's net carrying amount on initial recognition.

### Insurance claims

Insurance claim are accounted for on the basis of claims admitted / expected to be admitted and to the extent that the amount recoverable can be measured reliably and it is reasonable to expect ultimate collection.

### Export incentives

Export incentives are accounted for in the year of exports based on eligibility and when there is no significant uncertainty in receiving the same.

### Other incomes

All other incomes are accounted on accrual basis.

#### x. Expenses

All expenses are accounted for on accrual basis.

#### xi. Long term borrowings

Long term borrowings are initially recognised at net of material transaction costs incurred and measured at amortised cost. Any difference between the proceeds (net of transaction costs) and the redemption amount is recognised in the Statement of Profit and Loss over the period of the borrowings using the effective interest method.

Preference shares, which are mandatorily redeemable on a specific date are classified as liabilities. The dividend on cumulative preference shares is recognised in Statement of Profit and Loss as finance costs.

## Notes forming part of the Standalone Financial Statements for the year ended March 31, 2022

### xii. Borrowing costs

Borrowing costs directly attributable to the acquisition, construction or production of a qualifying asset are capitalised during the period that is required to complete and prepare the asset for its intended use or sale. Qualifying assets are assets that necessarily take a substantial time to get ready for their intended use or sale. Borrowing costs consist of interest and other costs that the Company incurs in connection with the borrowing of funds. Borrowing costs also include exchange differences to the extent regarded as an adjustment to the borrowing costs. Other borrowing costs are expensed in the period in which they are incurred. Transaction costs incurred for long term borrowing until are not material are expensed in the period in which they are incurred.

### xiii. Leases

A contract is, or contains, a lease if the contract conveys the right to control the use of an identified asset for a period of time in exchange for consideration. The determination of whether an arrangement is (or contains) a lease is based on the substance of the arrangement at the inception of the lease. The arrangement is, or contains, a lease if fulfilment of the arrangement is dependent on the use of a specific asset and the arrangement conveys a right to use the asset even if that right is not explicitly specified in an arrangement.

#### Company as a lessee

The Company accounts for each lease component within the contract as a lease separately from non-lease components of the contract and allocates the consideration in the contract to each lease component based on the relative stand-alone price of the lease component and the aggregate stand-alone price of the non-lease components.

The Company recognises right-of-use asset representing its right to use the underlying asset for the lease term at the lease commencement date. The cost of the right-of-use asset measured at inception shall comprise of the amount of the initial measurement of the lease liability adjusted for any lease payments made at or before the commencement date less any lease incentives received, plus any initial direct costs incurred and an estimate of costs to be incurred by the lessee in dismantling and removing the underlying asset or restoring the underlying asset or site on which it is located. The right-of-use assets is subsequently measured at cost less any accumulated depreciation, accumulated impairment losses, if any and adjusted for any remeasurement of the lease liability. The right-of-use assets is depreciated using the straight-line method from the commencement date over the shorter of lease term or useful life of right-of-use asset. The estimated useful lives of right-of-use assets are determined on the same basis as those of property, plant and equipment. Right-of-use assets are tested for impairment whenever there is any indication that their carrying amounts may not be recoverable. Impairment loss, if any, is recognised in the statement of profit and loss.

The Company measures the lease liability at the present value of the lease payments that are not paid at the commencement date of the lease. The lease payments are discounted using the interest rate implicit in the lease, if that rate can be readily determined. If that rate cannot be readily determined, the Company uses incremental borrowing rate. For leases with reasonably similar characteristics, the Company, on a lease by lease basis, may adopt either the incremental borrowing rate specific to the lease or the incremental borrowing rate for the portfolio as a whole. The lease payments shall include fixed payments, variable lease payments, residual value guarantees, exercise price of a purchase option where the Company is reasonably certain to exercise that option and payments of penalties for terminating the lease, if the lease term reflects the lessee exercising an option to terminate the lease.

The lease liability is subsequently remeasured by increasing the carrying amount to reflect interest on the lease liability, reducing the carrying amount to reflect the lease payments made and remeasuring the carrying amount to reflect any reassessment or lease modifications or to reflect revised in-substance fixed lease payments. The company recognises the amount of the re-measurement of lease liability due to modification as an adjustment to the right-of-use asset and statement of profit and loss depending upon the nature of modification. Where the carrying amount of the right-of-use asset is reduced to zero and there is a further reduction in the measurement of the lease liability, the Company recognises any remaining amount of the re-measurement in statement of profit and loss.

The Company has elected not to apply the requirements of Ind AS 116 Leases to short-term leases of all assets that have a lease term of 12 months or less and leases for which the underlying asset is of low value. The lease payments associated with these leases are recognized as an expense on a straight-line basis over the lease term.

## Notes forming part of the Standalone Financial Statements for the year ended March 31, 2022

### Company as a lessor

At the inception of the lease the Company classifies each of its leases as either an operating lease or a finance lease. The Company recognises lease payments received under operating leases as income on a straight-line basis over the lease term. In case of a finance lease, finance income is recognised over the lease term based on a pattern reflecting a constant periodic rate of return on the lessor's net investment in the lease. When the Company is an intermediate lessor it accounts for its interests in the head lease and the sub-lease separately. It assesses the lease classification of a sub-lease with reference to the right-of-use asset arising from the head lease, not with reference to the underlying asset. If a head lease is a short-term lease to which the Company applies the exemption described above, then it classifies the sub-lease as an operating lease.

If an arrangement contains lease and non-lease components, the Company applies Ind AS 115 Revenue from contracts with customers to allocate the consideration in the contract.

### xiv. Provision for current and deferred tax

#### (i) Current income tax :

Current income tax assets and liabilities are measured at the amount expected to be recovered from or paid to the taxation authorities. The tax rates and tax laws used to compute the amount are those that are enacted or substantively enacted, at the reporting date.

Current tax expense is recognized in profit or loss except to the extent that it relates to items recognized directly in other comprehensive income or equity, in which case it is recognized in OCI or equity.

Management periodically evaluates positions taken in the tax returns with respect to situations in which applicable tax regulations are subject to interpretation and established provisions, where appropriate, on the basis of amounts expected to be paid to the tax authorities.

The Company Offsets current tax assets and current tax liabilities, where it has a legally enforceable right to set off the recognised amounts and where it intends either to settle on a net basis or to realise the assets and settle the liabilities simultaneously.

The Company will update the amount in the financial statement if facts and circumstance change as a result of examination or action by tax authorities.

#### (ii) Deferred tax:

Deferred tax is recognized using the balance sheet method, providing for temporary differences between the carrying amounts of assets and liabilities for financial reporting purposes and the amounts used for taxation purposes. Deferred income tax is determined using tax rates (and laws) that have been enacted or substantially enacted by the end of the reporting period and are expected to apply when the related deferred income tax assets is realised or the deferred income tax liability is settled.

Deferred tax is recognized in Statement of profit and loss except to the extent that it relates to items recognized directly in OCI or equity, in which case it is recognized in OCI or equity.

Deferred tax liabilities are generally recognised for all taxable temporary differences. Deferred tax asset is recognized to the extent that it is probable that future taxable profits will be available against which the temporary difference can be utilized. Deferred tax assets are reviewed at each reporting date and are reduced to the extent that it is no longer probable that the related tax benefit will be realized.

Minimum Alternate Tax (MAT) credits is recognised as deferred tax assets in the Balance Sheet only when the asset can be measured reliably and to the extent there is convincing evidence that sufficient taxable profit will be available against which the MAT credits can be utilised by the company in future.

## Notes forming part of the Standalone Financial Statements for the year ended March 31, 2022

### xv. Impairment of non-financial assets

Goodwill and Intangible assets that have an indefinite useful life are not subject to amortisation but are tested annually for impairment.

Other intangible assets and property, plant and equipment are evaluated for recoverability whenever events or changes in circumstances indicate that their carrying amounts may not be recoverable. For the purpose of impairment testing, the recoverable amount (i.e. the higher of the fair value less cost to sell and the value-in-use) is determined on an individual asset basis unless the asset does not generate cash flows that are largely independent of those from other assets. In such cases, the recoverable amount is determined for the Cash Generating Unit (CGU) to which the asset belongs.

The Carrying amount of assets is reviewed at each balance sheet date, if there is any indication of impairment based on internal/external factor. An asset is impaired when the carrying amount of the assets exceeds the recoverable amount. Impairment is charged to the profit and loss account in the year in which an asset is identified as impaired.

An impairment loss is reversed in the statement of profit and loss if there has been a change in the estimates used to determine the recoverable amount. The carrying amount of the asset is increased to its revised recoverable amount, provided that this amount does not exceed the carrying amount that would have been determined (net of any accumulated amortization or depreciation) had no impairment loss been recognized for the asset in prior years.

### xvi. Government grants

Government grants are recognised at fair value where there is reasonable assurance that the grant will be received and all attached conditions will be complied with. When the grant relates to an expense item, it is recognised as income on a systematic basis over the periods that the related costs, for which it is intended to compensate, are expensed.

Government grants related to assets, including non-monetary grants recorded at fair value, are treated as deferred income and are recognized and credited in the Statement of Profit and Loss on a systematic and rational basis over the estimated useful life of the related asset.

When loans or similar assistance are provided by governments or related institutions, with an interest rate below the current applicable market rate, the effect of this favourable interest is regarded as a government grant. The loan or assistance is initially recognised and measured at fair value and the government grant is measured as the difference between the initial carrying value of the loan and the proceeds received. The loan is subsequently measured as per the accounting policy applicable to financial liabilities.

### xvii. Provisions, contingent liabilities and assets

Provisions are recognized when the Company has a present obligation (legal or constructive) as a result of a past event, it is probable that an outflow of resources embodying economic benefits will be required to settle the obligation and a reliable estimate can be made of the amount of the obligation. The expense relating to a provision is presented in the statement of profit or loss net of any reimbursement. Provisions are not recognised for future operating losses.

If the effect of the time value of money is material, provisions are discounted using a current pre-tax rate that reflects, when appropriate, the risks specific to the liability. When discounting is used, the increase in the provision due to the passage of time is recognized as a finance cost.

Contingent liabilities are possible obligations that arise from past events and whose existence will only be confirmed by the occurrence or non-occurrence of one or more future events not wholly within the control of the Company. Where it is not probable that an outflow of economic benefits will be required, or the amount cannot be estimated reliably, the obligation is disclosed as a contingent liability, unless the probability of outflow of economic benefits is remote.

A contingent asset is not recognised but disclosed, when probable asset that arises from past events and whose existence will be confirmed only by the occurrence or non-occurrence of one or more uncertain future events not wholly within the control of the entity.

Provisions, contingent liabilities and contingent assets are reviewed at each balance sheet date.



## Notes forming part of the Standalone Financial Statements for the year ended March 31, 2022

### xviii. Cash and cash equivalents

Cash and cash equivalents include cash on hand, cheques on hand, balance with banks on current accounts and short term, highly liquid investments with an original maturity of three months or less and which are subject to an insignificant risk of changes in value.

### xix. Dividend payable

Dividends and interim dividends payable to a Company's shareholders are recognized as changes in equity in the period in which they are approved by the shareholder's meeting and the Board of Directors respectively.

### xx. Non-current assets (or disposal group) held for sale and discontinued operations:

Non-current assets and disposal groups classified as held for sale are measured at the lower of their carrying value and fair value less costs to sell.

Assets and disposal groups are classified as held for sale if their carrying value will be recovered through a sale transaction rather than through continuing use. This condition is only met when the sale is highly probable and the asset, or disposal group, is available for immediate sale in its present condition and is marketed for sale at a price that is reasonable in relation to its current fair value.

Where a disposal group represents a separate major line of business or geographical area of operations, or is part of a single coordinated plan to dispose of a separate major line of business or geographical area of operations, then it is treated as a discontinued operation. The post-tax profit or loss of the discontinued operation together with the gain or loss recognised on its disposal are disclosed as a single amount in the statement of profit and loss, with all prior periods being presented on this basis.

### xxi. Equity Issue Expenses

Expenses incurred on issue of equity shares are charged in securities premium account in the year in which it is incurred.

### xxii. Financial instruments

A financial instrument is any contract that gives rise to a financial asset of one entity and a financial liability or equity instrument of another entity.

#### A. Financial assets

##### Initial recognition and measurement

All financial assets, except trade receivables are initially recognized at fair value. Trade receivables are initially measured at transaction price. Transaction costs that are directly attributable to the acquisition or issue of financial assets, which are not at fair value through profit or loss, are adjusted to the fair value of the financial assets, as appropriate, on initial recognition.

##### Subsequent measurement

For purposes of subsequent measurement, financial assets are classified in following categories:

##### a Financial assets carried at amortised cost

A financial asset is measured at amortised cost if it is held within a business model whose objective is to hold the asset in order to collect contractual cash flows and the contractual terms of the financial assets give rise to cash flows on specified dates that are solely payments of principal and interest on the principal amount outstanding.

Amortised cost is determined using the Effective Interest Rate (EIR) method. Discount or premium on acquisition and fees or costs forms an integral part of the EIR.

**b) Financial assets at fair value through other comprehensive income (FVTOCI)**

A financial asset is measured at FVTOCI if it is held within a business model whose objective is achieved by both collecting contractual cash flows and selling financial assets and the contractual terms of the financial asset give rise on specified dates to cash flows that are solely payments of principal and interest on the principal amount outstanding. Interest income for these financial assets is included in other income using the effective interest rate method.

**c) Financial assets at fair value through profit or loss (FVTPL)**

FVTPL is a residual category for financial instruments. Any financial instrument, which does not meet the criteria for categorization as at amortized cost or as FVTOCI, is classified as at FVTPL.

In addition, the Company may elect to classify a financial instrument, which otherwise meets amortized cost or FVTOCI criteria, as at FVTPL. However, such election is allowed only if doing so reduces or eliminates a measurement or recognition inconsistency (referred to as 'accounting mismatch'). Financial instruments included within the FVTPL category are measured at fair value with all changes recognized in the profit and loss.

**d) Equity investments**

All equity investments, except investments in subsidiaries are measured at fair value. Equity instruments which are held for trading are classified as at FVTPL. For all other equity instruments, the Company decides to classify the same either as at FVTOCI or FVTPL. The Company makes such election on an instrument-by-instrument basis. The classification is made on initial recognition and is irrevocable.

If the Company decides to classify an equity instrument as at FVTOCI, then all fair value changes on the instrument, excluding dividends, are recognized in the OCI. There is no recycling of the amounts from OCI to P&L, even on sale of investment. However, the Company may transfer the cumulative gain or loss within equity.

Equity instruments included within the FVTPL category are measured at fair value with all changes recognized in the profit and loss.

Equity investments in subsidiaries are carried at cost except for the equity investments in subsidiaries as at the transition date which are carried at deemed cost being fair value as at the date of transition.

**Impairment of financial assets:**

The company assesses on a forward looking basis the expected credit losses associated with the assets carried at amortised cost and FVOCI debt instruments. The impairment methodology applied depends on whether there has been a significant increase in credit risk since initial recognition. If credit risk has not increased significantly, 12-month ECL is used to provide for impairment loss. However, if credit risk has increased significantly, lifetime ECL is used. If, in a subsequent period, credit quality of the instrument improves such that there is no longer a significant increase in credit risk since initial recognition, then the entity reverts to recognising impairment loss allowance based on 12-month ECL.

For trade receivables, the company applies the simplified approach permitted by Ind AS 109 "Financial Instruments" which requires expected lifetime losses to be recognised from initial recognition of receivables. The Company uses historical default rates to determine impairment loss on the portfolio of trade receivables. At every reporting date these historical default rates are reviewed and changes in the forward looking estimates are analysed.

**Derecognition of financial assets:**

The Company derecognizes a financial asset when, and only when the contractual rights to the cash flows from the financial asset expire or it transfers the financial asset and substantially all risks and rewards of ownership of the asset to another entity.

## Notes forming part of the Standalone Financial Statements for the year ended March 31, 2022

If the Company neither transfers nor retains substantially all the risks and rewards of ownership and continues to control the transferred asset, the Company recognises its retained interest in the assets and an associated liability for amounts it may have to pay.

### B. Financial liabilities

#### Initial recognition and measurement

Financial liabilities are initially measured at fair value. Transaction costs that are directly attributable to the acquisition or issue of financial liabilities (other than financial liabilities at fair value through profit or loss) are added to or deducted from the fair value of the financial liabilities, as appropriate, on initial recognition.

#### Subsequent measurement

Financial liabilities are carried at amortized cost using the effective interest method or at FVTPL.

After initial recognition, interest-bearing loans and borrowings are subsequently measured at amortised cost using the EIR method. Gains and losses are recognised in profit or loss when the liabilities are derecognised as well as through the EIR amortisation process.

Amortised cost is calculated by considering any discount or premium on acquisition and fees or costs that are an integral part of the EIR. The EIR amortisation is included as finance costs in the statement of profit and loss.

For trade and other payables maturing within one year from the balance sheet date, the carrying amounts approximate fair value due to the short maturity of these instruments.

#### Derecognition of financial liabilities:

A financial liability (or a part of a financial liability) is derecognized from the Company's Balance Sheet when, and only when the obligation specified in the contract is discharged or cancelled or expires.

### C. Offsetting of financial instruments

Financial assets and financial liabilities including derivative instruments are offset and the net amount is reported in the balance sheet if there is a currently enforceable legal right to offset the recognised amounts and there is an intention to settle on a net basis, to realise the assets and settle the liabilities simultaneously.

### xxiii. Derivative Financial Instruments and Hedge Accounting

The Company uses various derivative financial instruments to mitigate the risk of changes in interest rates, exchange rates and commodity prices. Such derivative financial instruments are initially recognised at fair value on the date on which a derivative contract is entered into and are also subsequently measured at fair value. Derivatives are carried as Financial Assets when the fair value is positive and as Financial Liabilities when the fair value is negative.

Any gains or losses arising from changes in the fair value of derivatives are taken directly to Statement of Profit and Loss, except for the effective portion of cash flow hedge which is recognised in Other Comprehensive Income and later to Statement of Profit and Loss when the hedged item affects profit or loss or is treated as basis adjustment if a hedged forecast transaction subsequently results in the recognition of a Non-Financial Assets or Non-Financial liability.

Hedges that meet the criteria for hedge accounting are accounted for as follows:

**A. Cash Flow Hedge:** The Company designates derivative contracts or non-derivative Financial Assets / Liabilities as hedging instruments to mitigate the risk of movement in interest rates and foreign exchange rates for foreign exchange exposure on highly probable future cash flows attributable to a recognised asset or liability or forecast cash transactions. When a derivative is designated as a cash flow hedging instrument, the effective portion of changes in the fair value of the derivative is recognized in the cash flow hedging reserve being part of Other Comprehensive Income. Any ineffective portion of changes in the fair value of the derivative is recognized immediately in the Statement of Profit and Loss. If the hedging relationship no longer meets the criteria for hedge accounting, then hedge accounting is discontinued prospectively. If the hedging instrument expires or is sold, terminated or exercised, the cumulative gain or loss on the

## Notes forming part of the Standalone Financial Statements for the year ended March 31, 2022

hedging instrument recognized in cash flow hedging reserve till the period the hedge was effective remains in cash flow hedging reserve until the underlying transaction occurs. The cumulative gain or loss previously recognized in the cash flow hedging reserve is transferred to the Statement of Profit and Loss upon the occurrence of the underlying transaction. If the forecasted transaction is no longer expected to occur, then the amount accumulated in cash flow hedging reserve is reclassified in the Statement of Profit and Loss.

**B. Fair Value Hedge:** The Company designates derivative contracts or non-derivative Financial Assets / Liabilities as hedging instruments to mitigate the risk of change in fair value of hedged item due to movement in interest rates, foreign exchange rates and commodity prices. Changes in the fair value of hedging instruments and hedged items that are designated and qualify as fair value hedges are recorded in the Statement of Profit and Loss. If the hedging relationship no longer meets the criteria for hedge accounting, the adjustment to the carrying amount of a hedged item for which the effective interest method is used for amortising to Statement of Profit and Loss over the period of maturity.

### xxiv. Fair value measurement

The Company measures financial instruments at fair value at each balance sheet date.

Fair value is the price that would be received to sell an asset or paid to transfer a liability in an orderly transaction between market participants at the measurement date. The fair value measurement is based on the presumption that the transaction to sell the asset or transfer the liability takes place either:

- In the principal market for the asset or liability or
- In the absence of a principal market, in the most advantageous market for the asset or liability

A fair value measurement of a non-financial asset takes into account a market participant's ability to generate economic benefits by using the asset in its highest and best use or by selling it to another market participant that would use the asset in its highest and best use.

The Entity uses valuation techniques that are appropriate in the circumstances and for which sufficient data are available to measure fair value, maximizing the use of relevant observable inputs and minimizing the use of unobservable inputs.

All assets and liabilities for which fair value is measured or disclosed in the financial statements are categorized within the fair value hierarchy, described as follows, based on the lowest level input that is significant to the fair value measurement as a whole:

**Level 1:** Quoted (unadjusted) market prices in active markets for identical assets or liabilities

**Level 2:** Valuation techniques for which the lowest level input that is significant to the fair value measurement is directly or indirectly observable

**Level 3:** Valuation techniques for which the lowest level input that is significant to the fair value measurement is unobservable

For the purpose of fair value disclosures, the Company has determined classes of assets & liabilities on the basis of the nature, characteristics and the risks of the asset or liability and the level of the fair value hierarchy as explained above.

### xxv. Employees benefits

#### a) Short-term obligations

Short-term obligations for wages and salaries, including nonmonetary benefits that are expected to be settled wholly within twelve months after the end of the period in which the employees render the related service up to the end of the reporting period are recognised and measured at the undiscounted amounts expected to be paid when the liabilities are settled.

## Notes forming part of the Standalone Financial Statements for the year ended March 31, 2022

### b) Post-employment obligations

#### i. Defined contribution plans

The eligible employees of the Company are entitled to receive benefits in respect of provident fund, a defined contribution plan, in which both employees and the Company make contribution at a specified percentage of the covered employee's salary. The contributions, as specified under Defined Contribution Plan to Regional Provident Commissioner and the Central Provident Fund recognised as expense during the period in the statement of profit and loss.

#### ii. Defined benefit plans

- **Non-funded defined benefits plans:** The Company provides for gratuity, a defined benefit retirement plan ('the Gratuity Plan') covering eligible employees of the company. The Gratuity Plan provides a lumpsum payment to vested employees at retirement, death, or termination of employment, of an amount based on the respective employee's salary and the tenure of employment with the company.

The cost of providing benefits is determined using the Projected Unit Credit Method, with actuarial valuation being carried out at each balance sheet date.

The net interest cost is calculated by applying the discount rate to the net balance of the defined benefit obligation.

The service cost and net interest on the net defined benefit liability/(asset) is included in employees benefits expenses in the statement of profit and loss.

Past service cost is recognised as an expense when the plan amendment or curtailment occurs or when any related restructuring costs or termination benefits are recognised, whichever is earlier.

Re-measurement gain and loss arising from experience adjustments and change actuarial assumptions are recognised in the period in which they occur, directly in other comprehensive income. Re-measurements are not classified to the Statement of Profit and Loss in subsequent periods.

- **Funded defined benefits plans:** The Company also made contribution to the provident fund set up as irrevocable trust. The Company is generally liable for monthly contributions and any shortfall in the fund assets based on the government specified minimum rates of return or pension and recognises such contributions and shortfall, if any, as an expense in the year incurred.

### c) Compensated absences

The employees of the Company are entitled to compensated absences which are both accumulating and non-accumulating in nature. The expected cost of accumulating compensated absences is determined by actuarial valuation using projected unit credit method for the unused entitlement that has accumulated as at the balance sheet date.

The benefits are discounted using the market yields as at the end of the balance sheet date that has terms approximating to the terms of the related obligation.

Re-measurements as a result of experience adjustments and changes in actuarial assumptions are recognised in the statement of profit or loss.

### d) Voluntary retirement scheme

Compensation to employees who have opted for retirement under the "Voluntary Retirement scheme" is charged to the profit and loss account in the year of retirement.

The Company required to use updated actuarial assumptions to remeasure net defined benefit liability or assets on amendments, curtailment or settlement of defined benefit plan.

## Notes forming part of the Standalone Financial Statements for the year ended March 31, 2022

The Company adopted amendment to Ind AS 19 as required by said notification to determine:

- Current Service Costs and net interest for the period after remeasurement using the assumptions used for remeasurement and
- Net interest for the remaining period based on the remeasured net defined benefit liability or asset.

### xxvi. Operating segments

The Company's operating segments are established on the basis of those components of the Company that are evaluated regularly by the Board of Directors (the 'Chief Operating Decision Maker' as defined in Ind AS 108 - 'Operating Segments'), in deciding how to allocate resources and in assessing performance. These have been identified taking into account nature of products and services, the differing risks and returns and the internal business reporting systems.

Revenue and Expenses have been identified to a segment on the basis of relationship to operating activities of the segment. Revenue and Expenses which relate to enterprise as a whole and are not allocable to a segment on reasonable basis have been disclosed as "Un-allocable".

Segment Assets and Segment Liabilities represent Assets and Liabilities in respective segments. Assets and liabilities that cannot be allocated to a segment on reasonable basis have been disclosed as "Un-allocable".

### xxvii. Cash flow statement

Cash flows are stated using the indirect method, whereby profit/loss before tax is adjusted for the effects of transactions of a non-cash nature, any deferrals or accruals of past or future operating cash receipts or payments and items of incomes and expenses associated with investing or financing flows. The cash flows from operating, investing and financing activities of the Company are segregated.

### xxviii. Earnings per share

Basic earnings per share are calculated by dividing the profit/(loss) for the year (before other comprehensive income), attributable to the equity shareholders, by the weighted average number of equity shares outstanding during the year.

Diluted earnings per share are calculated by dividing the profit/(loss) for the year (before other comprehensive income), adjusting the after tax effect of interest and other financing costs associated with dilutive potential equity shares, attributable to the equity shareholders, by the weighted average number of equity shares considered for deriving basic earnings per share and also the weighted average number of equity shares which could be issued on the conversion of all dilutive potential equity shares.

### xxix. Recent pronouncements

On March 24, 2021, the Ministry of Corporate Affairs (MCA) through a notification, amended schedule III of the Companies Act, 2013. The amendments revise Division I, II and III of Schedule III and are applicable from April 1, 2021.

Key amendments relating to Division II which relate to companies whose financial statements are required to comply with Companies (Indian Accounting Standards) Rules, 2015 are:

#### Balance Sheet:

- Lease Liabilities should be separately disclosed under the head "financial liabilities", duly distinguished as current or non-current.
- Certain additional disclosures in the statement of changes in equity such as changes in equity share capital due to prior period rectifications and restated balances at the beginning of the current reporting period.
- Specified format for disclosure of shareholding of promoters.
- Specified format for ageing schedule of trade receivables, trade payables, capital work-in-progress and intangible assets under development.

If a Company has not used funds for the specific purpose for which it was borrowed from banks and financial institutions, then disclosure of details of where it has been used.

## Notes forming part of the Standalone Financial Statements for the year ended March 31, 2022

- Specific disclosure under 'additional regulatory requirement' such as compliance with approved schemes of arrangements, compliance with number of layers of companies, title deeds of immovable property not held in name of the Company, loans and advances to promoters, directors, key managerial personnel (KMP) and related parties, details of benami property held etc.
- Current maturities of Long term borrowings shall be disclosed separately under the Short Term Borrowing (Current) which was earlier shown under Other Financial Liabilities.
- Classification of Security Deposits has been reclassified from Loans to Other Financial Assets (Current and non-Current).

### Statement of Profit and Loss:

- Additional disclosures relating to Corporate Social Responsibility (CSR), undisclosed income and crypto or virtual currency specified under the head 'additional information' in the notes forming part of the financial statements.

### 3) Use of estimates and management judgements

The preparation of financial statements in conformity with Indian Accounting Standards (Ind AS) requires management of the company to make judgments, estimates and assumptions that affect the reported amount of revenues, expenses, assets, liabilities and related disclosures concerning the items involved as well as contingent assets and liabilities at the balance sheet date.

The estimates and management's judgments are based on previous experience and other factors considered reasonable and prudent in the circumstances. Actual results may differ from these estimates.

Estimates and underlying assumptions are reviewed on an ongoing basis. Revisions to accounting estimates are recognised in the period in which the estimates are revised and in any future periods affected

The areas involving critical judgement are as follows:

#### i. Useful lives of property plant and equipment / intangible assets

Property, plant and equipment / intangible assets are depreciated / amortised over their estimated useful lives, after taking into account estimated residual value. Management reviews the estimated useful lives and residual values of the assets annually in order to determine the amount of depreciation / amortisation to be recorded during any reporting period. The useful lives and residual values are based on the Company's historical experience with similar assets and take into account anticipated technological changes. The depreciation / amortisation for future periods is revised if there are significant changes from previous estimates.

#### ii. Provisions and contingencies

The assessments undertaken in recognizing provisions and contingencies have been made in accordance with Ind AS 37, 'Provisions, Contingent Liabilities and Contingent Assets'. The evaluation of the likelihood of the contingent events has required best judgment by management regarding the probability of exposure to potential loss. The timing of recognition and quantification of the liability requires the application of judgement to existing facts and circumstances, which can be subject to change.

#### iii. Post-employment benefit plans

Employee benefit obligations are measured on the basis of actuarial assumptions which include mortality and withdrawal rates as well as assumptions concerning future developments in discount rates, the rate of salary increases and the inflation rate. The Company considers that the assumptions used to measure its obligations are appropriate and documented. However, any changes in these assumptions may have a material impact on the resulting calculations.

#### iv. Provision for income taxes and deferred tax assets

The Company's tax jurisdiction is India. Significant judgements are involved in estimating budgeted profits for the purpose of paying advance tax, determining the provision for income taxes, including amount expected to be paid/ recovered for uncertain tax positions.

## Notes forming part of the Standalone Financial Statements for the year ended March 31, 2022

Deferred tax assets are recognised for unused tax losses and unused tax credit to the extent that it is probable that taxable profit would be available against which the losses could be utilised. Significant management judgment is required to determine the amount of deferred tax assets that can be recognised, based upon the likely timing and the level of future taxable profits together with future tax planning strategies.

### v. Impairment of investments in subsidiaries

The Company reviews its carrying value of investments carried at cost (net of impairment, if any) annually, or more frequently when there is indication for impairment. If the recoverable amount is less than its carrying amount, the impairment loss is accounted for in the statement of profit and loss.

### vi. Leases

The Company evaluates if an arrangement qualifies to be a lease as per the requirements of Ind AS 116. Identification of a lease requires significant judgment. The Company uses significant judgement in assessing the lease term (including anticipated renewals) and the applicable discount rate.

The Company determines the lease term as the non-cancellable period of a lease, together with both periods covered by an option to extend the lease if the Company is reasonably certain to exercise that option; and periods covered by an option to terminate the lease if the Company is reasonably certain not to exercise that option. In assessing whether the Company is reasonably certain to exercise an option to extend a lease, or not to exercise an option to terminate a lease, it considers all relevant facts and circumstances that create an economic incentive for the Company to exercise the option to extend the lease, or not to exercise the option to terminate the lease. The Company revises the lease term if there is a change in the non-cancellable period of a lease.

The discount rate is generally based on the incremental borrowing rate specific to the lease being evaluated or for a portfolio of leases with similar characteristics.

### vii. Fair value measurement of financial instruments

When the fair value of financial assets and financial liabilities recorded in the balance sheet cannot be measured based on quoted price in markets, then fair value is measured using valuation techniques including the Discounted Cash Flow model. The inputs to these models are taken from observable markets where possible, but where this is not feasible, a degree of judgement is required in establishing fair values. Judgements include considerations of inputs such as liquidity risk, credit risk and volatility. Changes in assumptions about these factors could affect the reported fair value of financial instruments.



**Notes forming part of the Standalone Financial Statements** for the year ended March 31, 2022**Non-Current Assets****Note 4: Property, Plant and Equipment (PPE)**

(₹ in Crores)

Particulars	Land	Building	Plant & Equipments	Furniture & Fixtures	Computers	Office Equipments	Electrical Appliances	Vehicles	Farm Assets and Equipment	Total
<b>Gross Block (at Cost)</b>										
<b>As at April 01, 2020</b>	<b>345.89</b>	<b>203.29</b>	<b>1,993.53</b>	<b>13.72</b>	<b>11.90</b>	<b>3.42</b>	<b>12.14</b>	<b>24.18</b>	<b>0.92</b>	<b>2,608.99</b>
Additions during the year	1.98	11.46	40.74	0.54	1.49	0.61	1.12	1.59	0.00	59.53
Disposals/ deductions during the year	(0.42)	(1.53)	(12.49)	-	-	-	-	(0.15)	-	(14.59)
<b>As at March 31, 2021</b>	<b>347.45</b>	<b>213.22</b>	<b>2,021.78</b>	<b>14.26</b>	<b>13.39</b>	<b>4.03</b>	<b>13.26</b>	<b>25.62</b>	<b>0.92</b>	<b>2,653.93</b>
<b>As at April 01, 2021</b>	<b>347.45</b>	<b>213.22</b>	<b>2,021.78</b>	<b>14.26</b>	<b>13.39</b>	<b>4.03</b>	<b>13.26</b>	<b>25.62</b>	<b>0.92</b>	<b>2,653.93</b>
Balance transferred pursuant to scheme of arrangement (refer note 43)	(150.89)	(87.70)	(823.35)	(3.51)	(4.44)	(1.18)	(2.68)	(7.79)	(0.03)	(1,081.57)
<b>Balance as at April 01, 2021 (post demerger)</b>	<b>196.56</b>	<b>125.52</b>	<b>1,198.43</b>	<b>10.75</b>	<b>8.95</b>	<b>2.85</b>	<b>10.58</b>	<b>17.83</b>	<b>0.89</b>	<b>1,572.36</b>
Additions during the year	0.00	5.92	59.37	1.15	0.35	0.10	0.12	0.24	0.39	67.64
Disposals/ deductions during the year	-	-	(18.52)	-	(0.27)	(0.20)	-	(1.18)	-	(20.17)
<b>As at March 31, 2022</b>	<b>196.56</b>	<b>131.44</b>	<b>1,239.28</b>	<b>11.90</b>	<b>9.03</b>	<b>2.75</b>	<b>10.70</b>	<b>16.89</b>	<b>1.28</b>	<b>1,619.83</b>
<b>Accumulated Depreciation</b>										
<b>As at April 01, 2020</b>	<b>-</b>	<b>75.50</b>	<b>873.10</b>	<b>10.28</b>	<b>9.99</b>	<b>2.65</b>	<b>9.74</b>	<b>12.74</b>	<b>0.60</b>	<b>994.60</b>
Charge for the year	-	6.52	64.11	0.53	0.73	0.19	0.53	2.10	0.05	74.76
Disposals/ deductions during the year	-	(0.72)	(6.52)	-	-	-	-	(0.08)	-	(7.32)
<b>As at March 31, 2021</b>	<b>-</b>	<b>81.30</b>	<b>930.69</b>	<b>10.81</b>	<b>10.72</b>	<b>2.84</b>	<b>10.27</b>	<b>14.76</b>	<b>0.65</b>	<b>1,062.04</b>
<b>As at April 01, 2021</b>	<b>-</b>	<b>81.30</b>	<b>930.69</b>	<b>10.81</b>	<b>10.72</b>	<b>2.84</b>	<b>10.27</b>	<b>14.76</b>	<b>0.65</b>	<b>1,062.04</b>
Balance transferred pursuant to scheme of arrangement (refer note 43)	-	(36.80)	(411.73)	(3.04)	(3.77)	(0.98)	(1.86)	(3.68)	(0.01)	(461.87)
<b>Balance as at April 01, 2021 (post demerger)</b>	<b>-</b>	<b>44.50</b>	<b>518.96</b>	<b>7.77</b>	<b>6.95</b>	<b>1.86</b>	<b>8.41</b>	<b>11.08</b>	<b>0.64</b>	<b>600.17</b>
Charge for the year	-	4.41	39.93	0.55	0.45	0.15	0.42	1.45	0.05	47.41
Disposals/ deductions during the year	-	-	(17.54)	-	-	-	-	(1.12)	-	(18.66)

## Notes forming part of the Standalone Financial Statements for the year ended March 31, 2022

### Non-Current Assets

#### Note 4: Property, Plant and Equipment (PPE) (contd.)

(₹ in Crores)

Particulars	Land	Building	Plant & Equipments	Furniture & Fixtures	Computers	Office Equipments	Electrical Appliances	Vehicles	Farm Assets and Equipment	Total
As at March 31, 2022	-	48.91	541.35	8.32	7.40	2.01	8.83	11.41	0.69	628.92
<b>Net Carrying Cost</b>										
As at March 31, 2021	347.45	131.92	1,091.09	3.45	2.67	1.19	2.99	10.86	0.27	1,591.89
As at March 31, 2022	196.56	82.53	697.93	3.58	1.63	0.74	1.87	5.48	0.59	990.91

#### Note 4 (i) Disclosures

- Aggregate amount of depreciation has been included under "Depreciation and Amortisation" in the Statement of Profit and Loss, refer note 34.
- For information on Property, Plant & Equipment hypothecated as security by the Company, refer note 19.
- For disclosure of contractual commitments for the acquisition of Property, Plant and Equipment, refer note 39.
- Title deeds of all the immovable properties comprising of land and building are held in the name of the Company. In respect of lease-hold land and self-constructed buildings on leasehold land, the land lease agreement is in the name of the Company, where the Company is the lessee in the agreement.

### Note 5: Leases- Right to Use of Assets and Lease Liabilities

#### Note 5 (i): Right to Use of Assets

(₹ in Crores)

Particulars	As at March 31, 2022	As at March 31, 2021
		<b>Building</b>
<b>Gross Carrying Cost</b>		
Opening Balance	23.99	22.07
Balance transferred pursuant to scheme of arrangement (refer note 43)	(11.70)	-
<b>Balance as on April 01, 2021 (post Demerger)</b>	<b>12.29</b>	<b>22.07</b>
Additions during the year	-	2.33
Disposals/deductions during the year	-	(0.41)
<b>Closing Balance as on March 31, 2022</b>	<b>12.29</b>	<b>23.99</b>
<b>Accumulated Depreciation</b>		
Opening Balance	5.90	3.98
Balance transferred pursuant to scheme of arrangement (refer note 43)	(2.92)	-
<b>Balance as on April 01, 2021</b>	<b>2.98</b>	<b>3.98</b>
Charge for the year	2.48	1.94
Disposals/deductions during the year	-	(0.02)
<b>Closing Balance as on March 31, 2022</b>	<b>5.46</b>	<b>5.90</b>
<b>Net Carrying Cost</b>	<b>6.83</b>	<b>18.09</b>

**Notes forming part of the Standalone Financial Statements** for the year ended March 31, 2022**Note 5 (ii): Lease Obligation (As a lessee):**

The Company has taken various premises on operating lease for lease period of 1 year to 5 years from the date of lease. The lease period may be further extended as per mutual decision of the parties. The Company has elected not to apply the requirements of Ind AS 116 Leases to short-term leases of all assets that have a lease term of 12 months or less and leases for which the underlying asset is of low value, the expenditure on which has been recognized under line item "Short term leases" under Other expenses (refer note 35). Incremental borrowing rate of 8.60% has been used for measurement of present value of remaining lease payments and right of use assets.

(₹ in Crores)

Particulars	As at March 31, 2022	As at March 31, 2021
<b>Opening Balance</b>	<b>16.11</b>	<b>17.62</b>
Balance transferred pursuant to scheme of arrangement (refer note 43)	(7.67)	-
Opening balance (post Demerger)	<b>8.44</b>	<b>17.62</b>
Additions during the year	-	2.33
Deletions during the year	-	(0.35)
Finance Cost Accrued during the year	0.65	1.55
Payment of Lease Liabilities during the year	(2.64)	(5.04)
<b>Closing Balance</b>	<b>6.45</b>	<b>16.11</b>

**The break-up of current and non-current lease liabilities is as follows:**

(₹ in Crores)

Particulars	As at March 31, 2022	As at March 31, 2021
Lease Liabilities- Current	2.64	5.04
Lease Liabilities- Non-Current	3.81	11.07
<b>Total</b>	<b>6.45</b>	<b>16.11</b>

**Note 5 (iii): Contractual maturities of lease liabilities on an undiscounted basis:**

(₹ in Crores)

Particulars	For the year ended March 31, 2022	For the year ended March 31, 2021
Less than one year	2.64	5.04
One to five years	4.82	13.86
More than five years	-	-
	<b>7.46</b>	<b>18.90</b>

**Note 5 (iv): Lease Expenses**

(₹ in Crores)

Particulars	For the year ended March 31, 2022	For the year ended March 31, 2021
Depreciation of Right of Use Assets	2.48	1.94
Finance Cost on Lease Liability	0.65	1.55
Short term lease paid	3.58	1.65
	<b>6.71</b>	<b>5.14</b>

## Notes forming part of the Standalone Financial Statements for the year ended March 31, 2022

### Note 5 (v): Amount recognized in Statement of Cash Flow

The lease payments have been classified as financing activities in the Statement of Cash Flow under Ind AS 116. (₹ in Crores)

Particulars	For the year ended March 31, 2022	For the year ended March 31, 2021
Repayment of Lease liabilities-Principal amount	1.99	3.49
Repayment of Lease liabilities-Interest amount	0.65	1.55
<b>Total</b>	<b>2.64</b>	<b>5.04</b>

### Note 6: Capital Work In progress (CWIP)

(₹ in Crores)

Particulars	As at March 31, 2022	As at March 31, 2021
Opening Balance	21.24	6.78
Balance transferred pursuant to scheme of arrangement (refer note 43)	(6.99)	-
<b>Opening as on April 01, 2021 (post Demerger)</b>	<b>14.25</b>	<b>6.78</b>
Additions during the year	66.66	57.69
Capitalized during the year##	52.17	43.23
<b>Closing Balance</b>	<b>28.74</b>	<b>21.24</b>

## There were no pre-operative expenses which were required to be capitalised.

### Note 6 (i): CWIP ageing Schedule:

(₹ in Crores)

Particulars	Less than 1 year	1-2 year	2-3 Year	More than 3 year	Total
<b>As at March 31, 2022</b>					
Project in Progress	28.20	0.54	-	-	28.74
Project temporarily suspended#	-	-	-	-	-
<b>Total</b>	<b>28.20</b>	<b>0.54</b>	<b>-</b>	<b>-</b>	<b>28.74</b>
<b>As at March 31, 2021</b>					
Project in Progress	20.38	0.86	-	-	21.24
Project temporarily suspended#	-	-	-	-	-
<b>Total</b>	<b>20.38</b>	<b>0.86</b>	<b>-</b>	<b>-</b>	<b>21.24</b>

#No Projects have been temporarily suspended.

**Notes forming part of the Standalone Financial Statements** for the year ended March 31, 2022**Note 7: Intangible Assets**

(₹ in Crores)

Particulars	As at	As at
	March 31, 2022	March 31, 2021
	<b>Computer Software Licenses</b>	
<b>Gross Assets</b>	3.93	3.92
<b>Opening balance</b>	-	0.01
Additions during the year	-	-
Disposals/deductions during the year	<b>3.93</b>	<b>3.93</b>
<b>Closing Balance</b>		
<b>Amortization Depericiations</b>		
<b>Opening balance</b>	1.45	1.05
Charges for the year	0.40	0.40
Disposals/deductions during the year	-	-
<b>Closing balance</b>	<b>1.85</b>	<b>1.45</b>
<b>Net Carrying Cost</b>	<b>2.08</b>	<b>2.48</b>

**Note 8: Biological Assets****Note 8 (i): Non-current biological assets**

(₹ in Crores)

Particulars	As at	As at
	March 31, 2022	March 31, 2021
Live stock (refer note. 2(viii))	#	#
Less: Live stock (Loss)	#	-
<b>Closing Balance</b>	-	#

# Value is ₹ 37,771 not reflecting due to rounding off.

**Note 8(ii): Current biological assets**

(₹ in Crores)

Particulars	As at	As at
	March 31, 2022	March 31, 2021
Standing Crop	1.04	1.17
Add: Change in fair value *	3.03	1.11
Less: Harvested during the year	(2.70)	(1.24)
<b>Closing Balance</b>	<b>1.37</b>	<b>1.04</b>

\* excludes fair value of self consumed sugar cane of ₹ 1.58 crore (Previous Year ₹ 2.31 crore).

## Notes forming part of the Standalone Financial Statements for the year ended March 31, 2022

### Note 9: Investments

#### Non - Current Investments

(₹ in Crores)

Particulars	Face Value	No. of Shares/ Units	As at March 31, 2022	No. of Shares/ Units	As at March 31, 2021
<b>(I) Equity Instruments</b>					
<b>(i) Investment in subsidiary (Unquoted)</b>					
(Carried at deemed cost)					
Dhampur International Pte Ltd. (wholly owned subsidiary) (refer note 9 (iii) and note 44)	SG\$ 1	-	-	10,000	#
	US \$ 1	-	-	20,00,000	#
	US \$ 1	-	-	40,00,000	26.13
# (Value is ₹ 1, not reflecting due to rounding off)					
Less :- Impairment during the year (transferred post demerger refer note 43)			-		(15.50)
<b>Net Investment in Dhampur International Pte Ltd.</b>			-		10.63
<b>EHAAT Limited (wholly owned subsidiary)</b>	₹ 10	37,70,000	-	37,70,000	-
Less :- Provision for Impairment			-		-
<b>Net Investment in EHAAT Limited</b>			-		-
<b>DETS Limited</b>	₹ 10	4,28,400	0.24	4,28,400	0.24
Less :- Provision for Impairment			-		-
<b>Net Investment in DETS Limited (having controlling stake of 51%)</b>			0.24		0.24
Dhampur Bio Organics Limited (transferred post demerger refer note 43)	₹ 10	-	-	10,000	0.01
<b>Total Investment in subsidiary (Unquoted)</b>			0.24		10.88
<b>(ii) Investment in others (Unquoted)</b>					
(Carried at deemed cost)					
Rāmgangā Sanyukta Sahkari Kheti Samiti Limited	₹ 100	1	#	1	#
# (Value is ₹ 100, not reflecting due to rounding off)					
<b>Total of Investment in others (Unquoted)</b>			#		#
<b>(iii) Investment in others (Quoted)</b>					
(Carried at fair value through other comprehensive income)					
VLS Finance Limited	₹ 10	2,63,142	4.21	2,63,142	2.15
South Asian Enterprises Limited	₹ 10	2,50,000	0.93	2,50,000	0.26
<b>Total Investment in others (Quoted)</b>			5.14		2.41
<b>Total</b>			5.38		13.29

**Notes forming part of the Standalone Financial Statements** for the year ended March 31, 2022**Note 9 (i): Fair Value Disclosure**

(₹ in Crores)

Particulars	As at March 31, 2022	As at March 31, 2021
Investment carried at deemed cost	0.24	10.88
Investment carried at fair value through FVTPL (Market Price)	-	-
Investment carried at fair value through OCI (Market Price)	5.14	2.41

**Note 9 (ii): Disclosure for Valuation method used**

(₹ in Crores)

Disclosure of non-current investments	As at March 31, 2022	As at March 31, 2021
Aggregate amount of quoted investments and market value	5.14	2.41
Aggregate amount of unquoted investments	0.24	10.88
Aggregate amount of write off and impairment in value of Investments	-	15.50

**Note 9 (iii)** The list of subsidiaries along with proportion of ownership interest held and country of incorporation are disclosed in Consolidated Financial Statements for the FY 2021-22.

**Note 9 (iv)** Investments at Fair Value Through Other Comprehensive Income (FVTOCI) reflect investment in quoted and unquoted equity securities. These equity shares are designated as FVTOCI as they are not held for trading purpose and are not in similar line of business as the Company, thus disclosing their fair value change in profit and loss will not reflect the purpose of holding.

**Note 9 (v): Impairment test for investment in a subsidiary**

The Company assesses at the end of each reporting period whether there is objective evidence that investments in subsidiaries are impaired.

Key assumptions considered by the Company in determining fair value less costs to sell under Basis of Net Worth Approach includes the net worth of the shares adjusted for an appropriate control premium. The assumptions used by the Company under the Basis of Net Worth Approach includes significant unobservable inputs and therefore considered as a level 3 input under the fair value hierarchy.

In developing the assumptions relating to the recoverable amounts, the Company considered both internal and external evidences as appropriate. If the assumptions considered change in future due to possible effect of uncertainties, this could result in additional impairments the effects of which may not have been estimated as at the date of the approval of these financial statements.

**Note 10: Financial assets - Loans and advances****Note 10 (i): Current Loans and advances**

(₹ in Crores)

Disclosure of non-current investments	As at March 31, 2022	As at March 31, 2021
(Unsecured and considered good, unless otherwise stated)		
Loans and advances to subsidiary companies (refer note 42)	2.30	2.30
<b>Other loans and advances :</b>		
Advances recoverable in cash or in kind	0.17	-
<b>Total</b>	<b>2.47</b>	<b>2.30</b>

## Notes forming part of the Standalone Financial Statements for the year ended March 31, 2022

### Note 10: Financial assets - Loans and advances (contd.)

#### Note 10 (ii): Loans or advances to specified persons

Disclosures where Loans are granted to the related parties either severally or jointly with any other person, that are either repayable on demand; or without specifying any terms or period of repayment. Details of Loans given covered u/s 186(4) of the Companies Act, 2013 are as follows:

(₹ in Crores)

Particulars	Amount of loan outstanding as at March 31, 2022	Percentage to the total Loans	Amount of loan outstanding as at March 31, 2021	Percentage to the total Loans
Related Parties	2.30	93.26%	2.30	100.00%
	<b>2.30</b>	<b>93.26%</b>	<b>2.30</b>	<b>100.00%</b>

### Note 11: Other financial assets

#### Note 11(i): Other Non- current financial assets

(₹ in Crores)

Particulars	As at March 31, 2022	As at March 31, 2021
(Unsecured and considered good, unless otherwise stated)		
<b>Security deposits*</b>		
- to related parties	1.32	2.06
- to others	0.66	0.84
<b>Total</b>	<b>1.98</b>	<b>2.90</b>

\*Security deposits majorly include deposits given towards premises taken on rent.

#### Note 11(ii): Other Current financial assets

(₹ in Crores)

Particulars	As at March 31, 2022	As at March 31, 2021
(Unsecured and considered good, unless otherwise stated)		
Carried at amortised cost		
Insurance claim receivable	0.46	0.12
Interest receivable	0.39	0.68
Carried at fair value through other comprehensive income		
Derivative Assets	-	1.52
Other recoverable	-	2.51
<b>Total</b>	<b>0.85</b>	<b>4.83</b>



**Notes forming part of the Standalone Financial Statements** for the year ended March 31, 2022**Note 12: Other assets****Note 12(i): Other Non-current assets**

(₹ in Crores)

Particulars	As at March 31, 2022	As at March 31, 2021
(Unsecured considered good unless otherwise stated)		
Capital advance	12.60	16.55
Income tax refundable (refer note 12 (i) a)	2.50	6.04
Payment of taxes under protest/appeal	0.62	1.66
<b>Total</b>	<b>15.72</b>	<b>24.25</b>

**a. Non-current income tax**

(₹ in Crores)

Particulars	As at March 31, 2022	As at March 31, 2021
Advance Taxes Paid and TDS receivables	162.85	219.22
Less : Provision for tax	(160.35)	(213.18)
<b>Total</b>	<b>2.50</b>	<b>6.04</b>

**Note 12(ii): Other Current assets**

(₹ in Crores)

Particulars	As at March 31, 2022	As at March 31, 2021
(Unsecured considered good unless otherwise stated)		
Advance to suppliers	9.91	13.15
Advances to employees	0.14	0.42
Balance with revenue authorities	20.66	11.21
Subsidy receivable from Government/Government Authority	1.02	83.28
Prepaid expenses	4.25	11.35
Advance recoverable - other	0.15	1.92
<b>Total</b>	<b>36.13</b>	<b>121.33</b>

**Note 13: Inventories**

(₹ in Crores)

Particulars	As at March 31, 2022	As at March 31, 2021
Valued at or below cost (refer note no. - 2 (vii))		
Raw materials	35.23	30.06
Work-in-process	12.75	25.03
Finished goods	748.10	1,197.21
Stock in trade	0.92	0.55
Stores & Spare parts	20.45	39.58
Loose tools	0.05	0.12
<b>Total</b>	<b>817.50</b>	<b>1,292.55</b>

## Notes forming part of the Standalone Financial Statements for the year ended March 31, 2022

### Note 13: Inventories (contd.)

#### Note 13 (i): Inventories given as security of bank borrowings

Inventory above includes charge by way of pledge of Stock of Sugar and by way of Hypothecation of Stock of Molasses, Bagasse, Ethanol, Ethyl Acetate, Chemicals, and Stores & Spares.

### Note 14: Trade receivables

(₹ in Crores)

Particulars	As at March 31, 2022	As at March 31, 2021
(Unsecured considered good unless otherwise stated)		
Trade Receivables from Related Party	51.80	12.13
Trade Receivables from Others *	147.84	295.34
<b>Total</b>	<b>199.64</b>	<b>307.47</b>

\* Includes unbilled revenue of ₹ 10.59 Crores (PY: ₹ 18.04 Crores).

#### Note 14(i): Trade receivables ageing schedule

As at March 31, 2022

(₹ in Crores)

Particulars	Unbilled revenue*	Not due	Amount outstanding for following periods from due date of payment					Total
			Less than 6 Months	6 months to 1 Year	1 Year to 2 year	2 Year to 3 year	more than 3 year	
<b>Undisputed Trade receivables</b>								
(i) Considered good	10.59	64.88	111.54	4.59	7.69	0.30	0.05	199.64
(ii) Which have significant increase in credit risk	-	-	-	-	-	-	-	-
(iii) Credit impaired	-	-	-	-	-	-	-	-
<b>Disputed Trade receivables</b>								
(i) Considered good	-	-	-	-	-	-	-	-
(ii) Which have significant increase in credit risk	-	-	-	-	-	-	-	-
(iii) Credit impaired	-	-	-	-	-	-	-	-
<b>Total</b>	<b>10.59</b>	<b>64.88</b>	<b>111.54</b>	<b>4.59</b>	<b>7.69</b>	<b>0.30</b>	<b>0.05</b>	<b>199.64</b>

As at March 31, 2021

(₹ in Crores)

Particulars	Unbilled revenue*	Not due	Amount outstanding for following periods from due date of payment					Total
			Less than 6 Months	6 months to 1 Year	1 Year to 2 year	2 Year to 3 year	more than 3 year	
<b>Undisputed Trade receivables</b>								
(i) Considered good	18.04	11.33	215.17	11.86	22.85	12.24	15.98	307.47
(ii) Which have significant increase in credit risk	-	-	-	-	-	-	-	-
(iii) Credit impaired	-	-	-	-	-	-	-	-
<b>Disputed Trade receivables</b>								
(i) Considered good	-	-	-	-	-	-	-	-
(ii) Which have significant increase in credit risk	-	-	-	-	-	-	-	-
(iii) Credit impaired	-	-	-	-	-	-	-	-
<b>Total</b>	<b>18.04</b>	<b>11.33</b>	<b>215.17</b>	<b>11.86</b>	<b>22.85</b>	<b>12.24</b>	<b>15.98</b>	<b>307.47</b>

\* Represents sales made in the month of March which were subsequently billed.

**Notes forming part of the Standalone Financial Statements** for the year ended March 31, 2022**Note 15: Cash and Cash Equivalent**

(₹ in Crores)

Particulars	As at March 31, 2022	As at March 31, 2021
<b>Balances with banks :</b>		
- In current account *	40.33	1.69
- Funds in Transit **	-	56.50
Cash in hand	0.73	0.93
<b>Total</b>	<b>41.06</b>	<b>59.12</b>

\* Includes balance of ₹ 39.83 crores for dividend declared on March 21, 2022 and paid on April 11, 2022.

\*\* Received on next working day of Bank i.e April 03, 2021.

**Note 16: Bank Balances other than cash and cash equivalents**

(₹ in Crores)

Particulars	As at March 31, 2022	As at March 31, 2021
<b>Balances with banks :</b>		
-In unpaid dividend accounts	1.00	1.18
<b>Other bank balances :</b>		
Deposits earmarked for fixed deposit and others	7.87	4.45
Deposits earmarked for molasses storage fund	5.13	2.12
<b>Total</b>	<b>14.00</b>	<b>7.75</b>
<b>Value of Restricted Bank Balances</b>	<b>14.00</b>	<b>7.75</b>

**Note 17: Share capital****a. Authorised Share Capital**

(₹ in Crores)

	As at March 31, 2022		As at March 31, 2021	
	(in Numbers)	(₹ in Crores)	(in Numbers)	(₹ in Crores)
<b>Equity shares of ₹ 10/- each</b>				
<b>Opening Balance</b>	<b>11,38,26,000</b>	<b>113.83</b>	<b>11,38,26,000</b>	<b>113.83</b>
Add: Reclassification of preference share into Equity Share pursuant to Scheme of Arrangement (refer note 43 and 52 (ii))	6,91,74,000	69.17	-	-
Less: Transfer of Authorised Share Capital pursuant to Scheme of Arrangement (refer note 43)	(9,15,00,000)	(91.50)	-	-
<b>Closing Balance</b>	<b>9,15,00,000</b>	<b>91.50</b>	<b>11,38,26,000</b>	<b>113.83</b>

(₹ in Crores)

	As at March 31, 2022		As at March 31, 2021	
	(in Numbers)	(₹ in Crores)	(in Numbers)	(₹ in Crores)
<b>Preference shares of ₹ 100/- each</b>				
<b>Opening Balance</b>	<b>69,17,400</b>	<b>69.17</b>	<b>69,17,400</b>	<b>69.17</b>
Less: Reclassification of preference share into Equity Share pursuant to Scheme of Arrangement (refer note 43 and 52 (ii))	(69,17,400)	(69.17)	-	-
<b>Closing Balance</b>	<b>-</b>	<b>-</b>	<b>69,17,400</b>	<b>69.17</b>

## Notes forming part of the Standalone Financial Statements for the year ended March 31, 2022

### Note 17: Share capital (contd.)

#### b. Issued, subscribed & fully paid up

(₹ in Crores)

	As at March 31, 2022		As at March 31, 2021	
	(in Numbers)	(₹ in Crores)	(in Numbers)	(₹ in Crores)
<b>Equity shares of ₹ 10/- each</b>				
<b>Equity Shares</b>				
Equity shares of ₹ 10/- each fully paid-up	6,63,87,590	66.38	6,63,87,590	66.38
Equity shares forfeited	3,25,496	0.07	3,25,496	0.07
Less : Cancellation of forfeited shares transferred to Capital Reserves (refer note 43)	(3,25,496)	(0.07)	-	-
<b>Closing Balance</b>	<b>6,63,87,590</b>	<b>66.38</b>	<b>6,67,13,086</b>	<b>66.45</b>

#### c. Terms/ right attached to equity shares

- The Company has only one class of equity shares having a par value of ₹ 10 per share. Each holder of equity shares is entitled to one vote per share.
- The Company declares and pays dividend in Indian rupees. The dividend when proposed by the Board of Directors, is subject to the approval of the shareholders in the ensuing Annual General Meeting. In the event of liquidation, the shareholders of equity shares are eligible to receive the remaining assets of the Company after distribution of all preferential amounts, in proportion to their shareholding.

#### d. Details of Dividend

##### i) Detail of interim dividend and final dividend proposed

The Board of Directors has declared interim dividend of 60% on equity shares (₹ 6 per equity shares of ₹ 10 each) in the meeting held on March 21, 2022 and the same has been paid in stipulated timeline and it is treated as final dividend.

#### e. Other disclosures

The Company has not reserved any equity shares under options and contracts for the sale of shares.

#### f. Reconciliation of shares outstanding at the beginning and at the end of the reporting period is set out below : (₹ in Crores)

Issued , subscribed and paid-up shares	As at March 31, 2022		As at March 31, 2021	
	(in Numbers)	(₹ in Crores)	(in Numbers)	(₹ in Crores)
<b>Equity shares</b>				
Opening Balance	6,63,87,590	66.38	6,63,87,590	66.38
Issued/ (Adjusted) during the period	-	-	-	-
<b>Closing Balance</b>	<b>6,63,87,590</b>	<b>66.38</b>	<b>6,63,87,590</b>	<b>66.38</b>

#### g. Details of shareholders holding more than 5% shares :

Particulars	As at March 31, 2022		As at March 31, 2021	
	(in Numbers)	(in %)	(in Numbers)	(in %)
<b>Equity shares of ₹ 10 each fully paid-up</b>				
Goel Investments Limited	1,06,55,515	16.05%	1,06,55,515	16.05%
Anil Kumar Goel	60,00,000	9.04%	58,70,000	8.84%
Sonitron Limited	49,40,716	7.44%	49,40,716	7.44%
Shudh Edible Products Limited	42,99,680	6.48%	42,99,680	6.48%
Gautam Goel	42,42,339	6.39%	42,42,339	6.39%

**Notes forming part of the Standalone Financial Statements** for the year ended March 31, 2022**Note 17: Share capital** (contd.)**h. Promoters shareholding**

Promoter's Name	As at March 31, 2022		Change during the Year
	(in Numbers)	(in %)	(in %)
Goel Investments Limited	1,06,55,515	16.05%	-
Sonitron Limited	49,40,716	7.44%	-
Shudh Edible Products Limited	42,99,680	6.48%	-
Saraswati Properties Limited	32,66,758	4.92%	-
Ujjwal Rural Services Limited	1,25,000	0.19%	-
Gautam Goel	42,42,339	6.39%	-
Deepa Goel	23,41,936	3.53%	-
Gaurav Goel	20,16,904	3.04%	-
Vijay Kumar Goel	3,49,116	0.53%	-
Ishira Goel	1,05,525	0.16%	-
Bindu Vashist Goel	76,350	0.12%	-
Ashok Kumar Goel	55,384	0.08%	-
Aparna Jalan	46,100	0.07%	-
Shefali Poddar	31,760	0.05%	-
Vinita Goel	25,050	0.04%	-
Ritu Sanghi	7,500	0.01%	-
Asha Kumari Swaroop	4	0.00%	-

Promoter's Name	As at March 31, 2021		Change during the Year
	(in Numbers)	(in %)	(in %)
Goel Investments Limited	1,06,55,515	16.05%	-
Sonitron Limited	49,40,716	7.44%	-
Shudh Edible Products Limited	42,99,680	6.48%	-
Saraswati Properties Limited	32,66,758	4.92%	-
Ujjwal Rural Services Limited	1,25,000	0.19%	-
Gautam Goel	42,42,339	6.39%	-
Deepa Goel	23,41,936	3.53%	0.04
Gaurav Goel	20,16,904	3.04%	(0.03)
Vijay Kumar Goel	3,49,116	0.53%	-
Ishira Goel	1,05,525	0.16%	-
Bindu Vashist Goel	76,350	0.12%	-
Ashok Kumar Goel	55,384	0.08%	-
Aparna Jalan	46,100	0.07%	-
Shefali Poddar	31,760	0.05%	-
Vinita Goel	25,050	0.04%	-
Ritu Sanghi	7,500	0.01%	-
Asha Kumari Swaroop	4	0.00%	-

## Notes forming part of the Standalone Financial Statements for the year ended March 31, 2022

### Note 18: Other Equity

(₹ in Crores)

Particulars	As at March 31, 2022	As at March 31, 2021
<b>A. Reserves and Surplus</b>		
(i) Capital redemption reserve	-	3.72
(ii) Capital reserve	-	7.23
(iii) General reserve	-	122.04
(iv) Securities premium	-	379.94
(v) Storage fund/reserve for molasses	1.89	2.11
(vi) Retained Earnings	819.57	982.60
<b>B. Other reserves</b>		
(i) Remeasurement of post employment benefit obligation	(3.77)	(4.11)
(ii) FVOCI equity reserve	4.41	1.93
(iii) FVOCI Cash flow hedge reserve	-	0.98
<b>Total</b>	<b>822.10</b>	<b>1,496.44</b>

### Note 18 (i): Movement in Other equity

#### A. Reserve and Surplus

##### (i) Capital Redemption Reserve

(₹ in Crores)

Particulars	As at March 31, 2022	As at March 31, 2021
Opening Balance	3.72	3.72
Less: Balance transferred pursuant to scheme of arrangement (refer note 43)	(3.72)	-
<b>Closing Balance</b>	<b>-</b>	<b>3.72</b>

##### (ii) Capital Reserve

(₹ in Crores)

Particulars	As at March 31, 2022	As at March 31, 2021
Opening Balance	7.23	7.23
Add: Cancellation of forfeited shares pursuant to scheme of arrangement (refer note 43)	0.07	-
Less: Balance transferred pursuant to scheme of arrangement (refer note 43)	(7.30)	-
<b>Closing Balance</b>	<b>-</b>	<b>7.23</b>

##### (iii) General Reserve

(₹ in Crores)

Particulars	As at March 31, 2022	As at March 31, 2021
Opening Balance	122.04	122.04
Less: Balance transferred pursuant to scheme of arrangement (refer note 43)	(122.04)	-
<b>Closing Balance</b>	<b>-</b>	<b>122.04</b>

**Notes forming part of the Standalone Financial Statements** for the year ended March 31, 2022**Note 18: Other Equity** (contd.)**(iv) Securities Premium Reserve**

(₹ in Crores)

Particulars	As at March 31, 2022	As at March 31, 2021
Opening Balance	379.94	379.94
Less: Balance transferred pursuant to scheme of arrangement (refer note 43)	(379.94)	-
<b>Closing Balance</b>	<b>-</b>	<b>379.94</b>

**(v) Storage fund/reserve for molasses**

(₹ in Crores)

Particulars	As at March 31, 2022	As at March 31, 2021
Opening Balance	2.11	1.58
Add: Molasses fund created during the year	0.34	0.53
Less: Transferred to retained earning	(0.56)	-
<b>Closing Balance</b>	<b>1.89</b>	<b>2.11</b>

**(vi) Retained Earnings**

(₹ in Crores)

Particulars	As at March 31, 2022	As at March 31, 2021
Opening Balance	982.60	803.57
Add: Profit for the year	146.95	218.86
Add: Transfer/ Adjustments from other Reserves	0.81	-
<b>Less: Appropriations</b>		
i) Interim dividend inclusive of dividend distribution tax if any	(39.83)	(39.83)
ii) Demerger expenses pursuant to the scheme of arrangement	(3.00)	-
iii) Cancellation of investment pursuant to scheme of arrangement (refer note 43)	(0.01)	-
iv) Balance transferred pursuant to scheme of arrangement (refer note 43)	(267.95)	-
<b>Closing Balance</b>	<b>819.57</b>	<b>982.60</b>

**B. Other Reserves****(i) Remeasurement of post employment benefit obligation**

(₹ in Crores)

Particulars	As at March 31, 2022	As at March 31, 2021
Opening Balance	(4.11)	(4.31)
Add: Addition during the year	0.34	0.20
Less: Utilised during the year	-	-
<b>Closing Balance</b>	<b>(3.77)</b>	<b>(4.11)</b>

**(ii) FVOCI Equity Reserve**

(₹ in Crores)

Particulars	As at March 31, 2022	As at March 31, 2021
Opening Balance	1.93	0.58
Add: Addition during the year	2.48	1.35
Less: Utilised during the year	-	-
<b>Closing Balance</b>	<b>4.41</b>	<b>1.93</b>

## Notes forming part of the Standalone Financial Statements for the year ended March 31, 2022

### Note 18: Other Equity (contd.)

#### (iii) FVOCI Cash flow hedge reserve

(₹ in Crores)

Particulars	As at March 31, 2022	As at March 31, 2021
Opening Balance	0.98	(5.72)
Add: Addition during the year	-	0.98
Less: Reclassify to Profit & Loss	(0.73)	5.72
Less: Transferred to retained earning	(0.25)	-
<b>Closing Balance</b>	<b>-</b>	<b>0.98</b>

#### Note 18 (ii): Nature and purpose of reserves

##### (i) Capital Redemption Reserve

Capital redemption reserve was created against the redemption of cumulative preference shares.

##### (ii) Capital Reserve

Capital reserve was created against amalgamation.

##### (iii) General Reserve

This represents appropriation of profit after tax by the Company.

##### (iv) Securities Premium

Securities premium is used to record the premium on issue of securities. The reserve is utilised in accordance with the provision of the Companies Act, 2013.

##### (v) Storage fund/reserve for molasses

The storage fund for molasses has been created to meet the cost of construction of molasses storage tank as required under Uttar Pradesh Sheera Niyamtran (Sansodhan) Adesh, 1974.

##### (vi) Retained Earnings

This comprise the Company's undistributed profit after tax.

##### (vii) FVOCI Equity Investment

The Company has elected to recognise changes in fair value of certain investments in equity securities through OCI as Other Reserves. The Company transfers amount from this reserves to retained earnings when the relevant investment is sold and realised.

##### (viii) FVOCI Cash flow hedge reserve

The cash flow hedge reserve represents the cumulative effective portion of gain or losses arising on changes in fair value of designated portion of hedging instruments entered into for cash flow hedges. Such gains or losses will be reclassified to statement of profit and loss in the period in which the underlying hedge transaction occurs.



**Notes forming part of the Standalone Financial Statements** for the year ended March 31, 2022**Note 19: Financial Liabilities - Borrowings****Note 19 (i): Non- Current borrowings**

(₹ in Crores)

Particulars	As at March 31, 2022	As at March 31, 2021
<b>I. Secured Borrowings</b>		
<b>a. Term Loans</b>		
i. From Banks	126.06	226.08
ii. From Sugar Development Fund	19.81	34.20
<b>II. Unsecured Borrowings</b>		
<b>a. Term Loans</b>		
From bank	70.00	-
<b>b. Inter Corporate Deposit</b>		
From Related Parties	-	35.00
<b>c. Deposits from Public</b>		
From related parties	3.88	8.61
From Public	13.78	16.15
<b>Total</b>	<b>233.53</b>	<b>320.04</b>

Note:- For terms and details of security - refer note 19(iii).

**Note 19 (ii): Current borrowings**

(₹ in Crores)

Particulars	As at March 31, 2022	As at March 31, 2021
<b>I. Secured Borrowings</b>		
a. Current maturities of Non current Borrowings	44.35	110.48
b. Working capital loans From banks	586.65	707.23
<b>II. Unsecured Borrowings</b>		
a. Current maturities of Non current Borrowings	12.17	0.47
b. Deposits from public		
- from related parties	1.00	1.90
- from others	1.42	1.54
<b>Total</b>	<b>645.59</b>	<b>821.62</b>

Note:- For terms and details of security - refer note 19(iv).

## Notes forming part of the Standalone Financial Statements for the year ended March 31, 2022

(₹ in Crores)

Note 19(iii): Non-current borrowings-Securities and Terms of repayment

Name of Bank/ Financial Institution	Interest Rate % p.a.	Repayment Frequency	Amount outstanding as at March 31, 2022		Amount outstanding as at March 31, 2021		Number of Instalments Outstanding	Amount of each Instalment	Details of security offered
			Current	Non Current	Current	Non Current			
1) Punjab National Bank	7.50%	Quarterly	0.23	-	19.82	0.23	Instalments Outstanding- 1	0.23	Secured by third pari passu charge on block of fixed assets of the Company and the Resultant Company and personal guarantee of promoter(s)/ director(s).
Term loan	7.50%	Quarterly	1.50	-	3.00	1.50	Instalments Outstanding- 2	0.75	Secured by first pari passu charge on block of fixed assets of the Company and the Resultant Company and personal guarantee of promoter(s)/ director(s).
Term loan	7.50%	Quarterly	4.72	11.03	6.30	15.75	Instalments Outstanding- 9	1.58	Secured by first pari passu charge on block of fixed assets of the Company and the Resultant Company and personal guarantee of promoter(s)/ director(s).
Term loan	7.50%	Quarterly	3.80	-	15.18	3.80	Instalments Outstanding- 1	3.80	Secured by first pari passu charge on block of fixed assets of the Company and the Resultant Company. Part of the outstanding loan, amounting to ₹ 109.46 (including ₹ 34.56 crore current outstanding), pertaining to demerged undertaking has been transferred pursuant to Scheme of arrangement.
Term loan (Soft Loan)	5.00%	Monthly	17.13	23.34	53.24	115.36	Instalments Outstanding- 26	1.56	

**Notes forming part of the Standalone Financial Statements** for the year ended March 31, 2022

Note 19(iii): Non-current borrowings-Securities and Terms of repayment

(₹ in Crores)

Name of Bank/ Financial Institution	Interest Rate % p.a.	Repayment Frequency	Amount outstanding as at March 31, 2022		Amount outstanding as at March 31, 2021		Number of Instalments Outstanding	Amount of each Instalment	Details of security offered
			Current	Non Current	Current	Non Current			
Term Loan	7.50%	Quarterly	-	-	3.30	1.65	Instalments Outstanding- Nil	0.82	Term Loan has been transferred pursuant to Scheme of Arrangement, refer note 43.
Term loan	7.50%	Quarterly	-	-	3.00	7.50	Instalments Outstanding- Nil	0.75	These loans were secured by first pari passu charge on block of fixed assets of the Company and the Resultant Company and personal guarantee of promoter(s)/ director(s).
<b>Less :- Ind AS Impact</b>			<b>1.22</b>	<b>0.60</b>	<b>5.23</b>	<b>5.21</b>			
<b>Sub-Total</b>			<b>26.16</b>	<b>33.77</b>	<b>98.61</b>	<b>140.58</b>			
<b>2) UCO Bank</b>	8.35%	Quarterly	-	64.00	-	85.50	Instalments Outstanding- 12	₹ 5.375 except last four instalment of ₹ 5.25	Secured by subservient charge over land and building, plant & machinery and other immovable and movable fixed assets of the Company and the Resultant Company and present and future and personal guarantee of promoter(s)/ director(s).
<b>3) ICICI Bank</b>	6.05%	Quarterly	7.71	28.29	-	-	Instalments Outstanding- 14	2.57	Secured by residual charge over current assets and movable fixed assets of the Company present and future and personal guarantee of director.
<b>4) Government of India, Sugar Development Fund (SDF)</b>									
SDF Loan- Rajpura Unit, Cogen	4.75%	Half yearly	7.13	10.71	7.14	17.84	Instalments Outstanding- 5	3.57	Secured by first pari passu charge over the movable and immovable properties of Rajpura unit.
SDF Loan- Rajpura Unit, Sugar	4.75%	Half yearly	0.47	4.23	-	4.70	Instalments Outstanding- 10	0.47	Secured by first pari passu charge over the movable and immovable properties of Rajpura unit.

## Notes forming part of the Standalone Financial Statements for the year ended March 31, 2022

(₹ in Crores)

Note 19(iii): Non-current borrowings-Securities and Terms of repayment

Name of Bank/ Financial Institution	Interest Rate % p.a.	Repayment Frequency	Amount outstanding as at March 31, 2022		Amount outstanding as at March 31, 2021		Number of Instalments Outstanding	Amount of each Instalment	Details of security offered
			Current	Non Current	Current	Non Current			
SDF Loan- Dhampur Unit, Sugar	3.40%	Half yearly	3.84	5.76	3.84	9.60	Instalments Outstanding- 5	1.92	Secured by first pari passu charge over the movable and immovable properties of Dhampur Unit.
SDF Loan- Asmoli Unit	4.75%	Half yearly	-	-	1.22	1.82	Instalments Outstanding- Nil	0.61	Loan has been transferred pursuant to Scheme of Arrangement, refer note 43.
SDF Loan- Asmoli Unit	4.25%	Half yearly	-	-	1.17	2.36	Instalments Outstanding- Nil	0.59	
<b>Less :- Ind AS Impact</b>			<b>0.96</b>	<b>0.89</b>	<b>1.50</b>	<b>2.12</b>			
<b>Sub- Total</b>			<b>10.48</b>	<b>19.81</b>	<b>11.87</b>	<b>34.20</b>			
<b>5) Unsecured Loans from Bank and Inter Corporate Deposit</b>									
Kookmin Bank	7.30%	One time	-	70.00	-	-	Instalments Outstanding- 1	70.00	Personal guarantee of Director.
Inter Corporate Deposit from related parties	NA	NA	-	0.00	-	35.00	Instalments Outstanding- Nil	35.00	
<b>Sub- Total</b>			<b>-</b>	<b>70.00</b>	<b>-</b>	<b>35.00</b>			
<b>6) Unsecured Deposits from Public</b>									
Deposits from related parties	7.50% & 9.50%		5.34	3.88	-	8.61	On different due dates	-	
Deposits from Public	7.50% & 9.50%		6.83	13.78	0.47	16.15	On different due dates	-	
<b>Sub- Total</b>			<b>12.17</b>	<b>17.66</b>	<b>0.47</b>	<b>24.76</b>			
<b>Total</b>			<b>56.52</b>	<b>233.53</b>	<b>110.95</b>	<b>320.04</b>			

**Notes forming part of the Standalone Financial Statements** for the year ended March 31, 2022

Note 19(iv): Current borrowings-Securities and Terms of repayment

(₹ in Crores)

Name of Bank/ Financial Institution	Interest Rate % p.a.	Repayment Frequency	Amount outstanding as at March 31, 2022	Amount outstanding as at March 31, 2021	Details of security offered
Punjab National Bank- Working Capital Loans	7.50%	NA	452.53	341.15	Secured by - first pari passu charge and pledge of stocks of sugar and sugar-in-process both present and future. - first pari passu charge and hypothecation of molasses, bagasse, general stores, chemicals unit finished goods/raw material, co-generation unit raw material, book debts etc. both present and future of the Company. - third pari passu charge on the block of fixed assets/immovable properties of the Company - personal guarantee of the promoter(s)/ director(s) of the Company
Central Bank of India- Working Capital Loans	7.50%	NA	-	69.81	Secured by: - pledge of stocks of sugar and sugar-in-process both present and future on pari passu basis with other banks. - hypothecation of molasses, bagasse, general stores both present and future on pari passu basis of the Company. - first pari passu charge on the current assets of the Company. - third pari passu charge on the land and buildings of the Company. - personal guarantee of promoter(s)/ director(s) of the Company.
District Co-operative Banks- Working Capital Loans	7.50%	NA	95.97	219.59	Secured by - pledge of stocks of sugar - personal guarantee of promoter(s)/ director(s) of the Company.

## Notes forming part of the Standalone Financial Statements for the year ended March 31, 2022

### Note 19(iv): Current borrowings-Securities and Terms of repayment

(₹ in Crores)

Name of Bank/ Financial Institution	Interest Rate % p.a.	Repayment Frequency	Amount outstanding as at March 31, 2022	Amount outstanding as at March 31, 2021	Details of security offered
Prathma U P Gramin Bank- Working Capital Loan	7.75%	NA	5.95	51.66	Secured by - pledge of stocks of sugar and sugar-in-process - third pari passu charge on the block of fixed assets , both present and future, of the Company - by personal guarantee of promoter(s)/ director(s) of the Company.
State Bank of India - Working Capital Demand Loan	7.50%	NA	32.20	25.02	Secured by: - first and exclusive charge on the stocks of sugar - Personal guarantee of promoter(s)/ director(s) of the Company.
Unsecured Deposits from Public- from related parties	7.50% & 9.50%	1 year	1.00	1.90	NA
Unsecured Deposits from Public- from Others	7.50% & 9.50%	1 year	1.42	1.54	NA
<b>Total</b>			<b>589.07</b>	<b>710.67</b>	

**Notes forming part of the Standalone Financial Statements** for the year ended March 31, 2022**Note 20: Other Current Financial Liabilities**

(₹ in Crores)

Particulars	As at March 31, 2022	As at March 31, 2021
Carried at amortised cost		
Interest accrued but not due on borrowings	5.04	2.90
Interest accrued and due on borrowings*	0.01	0.02
Interest accrued on MSME	0.14	0.37
Unclaimed matured deposits and interest accrued thereon **	#	0.03
Provision for CSR	5.95	4.90
Unpaid liability	14.49	19.21
Employee benefits	5.30	11.42
Security deposits	3.26	4.42
Unpaid dividend	40.84	1.18
Other payables	0.05	0.01
<b>Total</b>	<b>75.06</b>	<b>44.46</b>

\* Includes interest debited by banks on loans at the close of business hours as at year end i.e. March 31 which has been repaid by the Company on next working day.

\*\*Amount includes ₹ # (PY ₹ 0.01 Crores) being interest accrued and due on unclaimed matured deposit.

# ₹ 44,000 as at March 31, 2022

**Note 21: Provisions****Note 21 (i): Non Current provision**

(₹ in Crores)

Particulars	As at March 31, 2022	As at March 31, 2021
<b>Provision for employee benefits</b>		
Gratuity (refer note 47)	15.32	32.80
<b>Total</b>	<b>15.32</b>	<b>32.80</b>

**Note 21 (ii): Current provision**

(₹ in Crores)

Particulars	As at March 31, 2022	As at March 31, 2021
<b>Provision for employee benefits</b>		
Gratuity (refer note 47)	1.82	2.93
Others	3.40	6.11
<b>Total</b>	<b>5.22</b>	<b>9.04</b>

**Note 22: Deferred tax asset/ (liability)**

(₹ in Crores)

Particulars	As at March 31, 2022	As at March 31, 2021
<b>Deferred tax asset :</b>		
- On account of difference in the tax base value and carrying amount of Investments	(0.50)	5.94
- On account of temporary differences on allowablility of expenses for tax purposes	6.75	8.60
- MAT credit entitlement	78.49	155.36
	<b>84.74</b>	<b>169.90</b>

## Notes forming part of the Standalone Financial Statements for the year ended March 31, 2022

### Note 22: Deferred tax asset/ (liability) (contd.)

(₹ in Crores)

Particulars	As at March 31, 2022	As at March 31, 2021
<b>Deferred tax liability :</b>		
- On account of accelerated depreciation for tax purposes	111.83	190.68
- On account of difference in the tax base value and carrying amount of land	2.96	10.42
	<b>114.79</b>	<b>201.10</b>
Net deferred tax assets/(liabilities)	<b>(30.05)</b>	<b>(31.20)</b>

### Note 22.1: Movement in deferred tax liabilities/ deferred tax assets

(₹ in Crores)

Particulars	Deferred Tax Assets			Deferred Tax Liability		Total
	Investment	Other Items	MAT credit entitlement	Land	Property, plant & equipments	
<b>At April 01, 2020</b>	<b>2.51</b>	<b>16.45</b>	<b>176.93</b>	<b>(12.87)</b>	<b>(176.83)</b>	<b>6.19</b>
(Charged)/credited:-						
-to profit & loss	3.43	(0.22)	(21.57)	2.45	(13.85)	(29.76)
-to other comprehensive income	0.00	(3.86)	0.00	0.00	0.00	(3.86)
-reversal of deferred tax on last year other comprehensive income	0.00	(3.77)	0.00	0.00	0.00	(3.77)
<b>At March 31, 2021</b>	<b>5.94</b>	<b>8.60</b>	<b>155.36</b>	<b>(10.42)</b>	<b>(190.68)</b>	<b>(31.20)</b>
<b>Opening Balance as at April 1, 2021</b>	<b>5.94</b>	<b>8.60</b>	<b>155.36</b>	<b>(10.42)</b>	<b>(190.68)</b>	<b>(31.20)</b>
Transfer pursuant to Scheme of Arrangement (refer note 43)	(6.12)	0.00	(63.71)	5.66	88.76	24.59
<b>Balance as at April 1, 2021 (post Demerger)</b>	<b>(0.18)</b>	<b>8.60</b>	<b>91.65</b>	<b>(4.76)</b>	<b>(101.92)</b>	<b>(6.61)</b>
(Charged)/credited:-						
-to profit & loss	0.00	(1.78)	(13.16)	1.80	(9.91)	(23.05)
-to other comprehensive income	(0.32)	0.27	0.00	0.00	0.00	(0.05)
-reversal of deferred tax on last year other comprehensive income	0.00	(0.34)	0.00	0.00	0.00	(0.34)
<b>At March 31, 2022</b>	<b>(0.50)</b>	<b>6.75</b>	<b>78.49</b>	<b>(2.96)</b>	<b>(111.83)</b>	<b>(30.05)</b>

### Note 23: Other Liabilities

#### Note 23 (i): Non Current Liabilities

(₹ in Crores)

Particulars	As at March 31, 2022	As at March 31, 2021
Deferred Government Grants (refer note no. 40)	1.60	9.21
<b>Total</b>	<b>1.60</b>	<b>9.21</b>



**Notes forming part of the Standalone Financial Statements** for the year ended March 31, 2022**Note 23: Other Liabilities** (contd.)**Note 23 (ii): Current Liabilities**

(₹ in Crores)

Particulars	As at March 31, 2022	As at March 31, 2021
Deferred Government Grants (refer note no. 40)	2.08	6.76
Advance from customers	5.40	6.49
Statutory dues payable	15.70	10.48
Others	8.01	0.94
<b>Total</b>	<b>31.19</b>	<b>24.67</b>

**Note 24: Trade payables**

(₹ in Crores)

Particulars	As at March 31, 2022	As at March 31, 2021
<b>Trade payables</b>		
(i) Total outstanding dues of micro enterprises and small enterprises	2.74	4.63
(ii) Trade payable other than (i) above	228.69	589.21
<b>Total</b>	<b>231.43</b>	<b>593.84</b>

**Note 24.1: Disclosures as required under the Micro, Small and Medium Enterprises Development Act, 2006**

(₹ in Crores)

Particulars	As at March 31, 2022	As at March 31, 2021
a) The principal amount remaining unpaid to suppliers as at the end of accounting year	2.74	4.63
b) The interest due thereon remaining unpaid to suppliers as at the end of accounting year	0.14	0.37
c) The amount of interest paid by the Company in terms of Section 16, along with the amount of payments made to the micro and small enterprise beyond the appointed date during the period	-	-
d) The amount of interest due and payable for the period of delay in making payment which have been paid but beyond the appointed day during the period but without adding the interest specified under this Act.	-	-
e) The amount of interest accrued during the year and remaining unpaid at the end of the accounting year	-	0.02
f) The amount of further interest remaining due and payable even in succeeding years	0.14	0.37

The above mentioned outstandings are in normal course of business and the information regarding micro and small enterprises have been determined to the extent such parties have been identified on the basis of information available with the Company.

## Notes forming part of the Standalone Financial Statements for the year ended March 31, 2022

### Note 24.2: Trade Payable Ageing Schedule

As at March 31, 2022

(₹ in Crores)

Particulars	Amount outstanding for following periods from due date of payment					Total
	Not due	Less than 1 Year	1 Year to 2 Year	2 Years to 3 years	More than 3 years	
<b>Undisputed dues</b>						
(i) MSME	-	2.74	-	-	-	2.74
(ii) Others	70.59	149.68	3.22	1.77	3.43	228.69
<b>Disputed dues</b>						
(i) MSME	-	-	-	-	-	-
(ii) Others	-	-	-	-	-	-
<b>Total</b>	<b>70.59</b>	<b>152.42</b>	<b>3.22</b>	<b>1.77</b>	<b>3.43</b>	<b>231.43</b>

As at March 31, 2021

(₹ in Crores)

Particulars	Amount outstanding for following periods from due date of payment					Total
	Not due	Less than 1 Year	1 Year to 2 Year	2 Years to 3 years	More than 3 years	
<b>Undisputed dues</b>						
(i) MSME	2.38	2.25	-	-	-	4.63
(ii) Others	23.00	484.17	57.21	1.87	22.96	589.21
<b>Disputed dues</b>						
(i) MSME	-	-	-	-	-	-
(ii) Others	-	-	-	-	-	-
<b>Total</b>	<b>25.38</b>	<b>486.42</b>	<b>57.21</b>	<b>1.87</b>	<b>22.96</b>	<b>593.84</b>

### Note 25: Current tax liabilities

(₹ in Crores)

Particulars	As at March 31, 2022	As at March 31, 2021
Provision for tax	34.24	53.15
Less: Advance tax paid	33.50	48.50
<b>Total</b>	<b>0.74</b>	<b>4.65</b>

**Notes forming part of the Standalone Financial Statements** for the year ended March 31, 2022**Note 26: Revenue From operations**

(₹ in Crores)

Particulars	For the Year ended March 31, 2022	For the Year ended March 31, 2021
<b>(i) Sale of Products:</b>		
<b>a) Manufactured goods</b>		
Sugar	1,075.06	1,316.89
Chemicals	277.65	163.61
Ethanol	427.11	399.90
Potable Spirits	290.67	86.90
Power	67.48	60.86
Others	9.69	41.14
<b>b) Traded goods</b>		
Others	24.36	27.04
<b>Sub-Total (i)</b>	<b>2,172.02</b>	<b>2,096.34</b>
<b>(ii) Other Operating Revenue</b>		
Scrap sale	3.32	2.74
Insurance claim received	0.08	0.26
Subsidy from Government (refer note no 40)	20.19	130.39
Fair value gain on re-measurement of biological assets through profit or loss*	1.45	1.11
Duty drawback	0.30	1.40
Miscellaneous income	0.80	0.73
<b>Sub-Total (ii)</b>	<b>26.14</b>	<b>136.63</b>
<b>Total (i+ii)</b>	<b>2,198.16</b>	<b>2,232.97</b>

\* excludes fair value of self consumed sugar cane of ₹ 1.58 crore (Previous Year ₹ 2.31 crore)

**Note 26 (i): Disaggregation of Revenue**

Disaggregated revenue information have been given along with segment information [Refer Note No. 46].

**Note 27: Other income**

(₹ in Crores)

Particulars	For the Year ended March 31, 2022	For the Year ended March 31, 2021
<b>Interest Income</b>		
- from financial assets carried at amortized cost	0.09	0.16
- from banks and others	1.44	0.19
Dividend income	0.04	0.04
Liabilities/ Provisions no longer required written back	0.21	1.29
<b>Other non-operating income</b>		
Income from rent	1.31	1.27
Profit on sales of fixed assets	1.33	-
Income from REC (net of expenses)	5.09	-
Impairment of investment written back	-	2.00
Miscellaneous Income	0.25	0.34
Foreign exchange Gain	0.79	6.78
<b>Total</b>	<b>10.55</b>	<b>12.07</b>

## Notes forming part of the Standalone Financial Statements for the year ended March 31, 2022

### Note 28: Cost of materials consumed

(₹ in Crores)

Particulars	For the Year ended March 31, 2022	For the Year ended March 31, 2021
<b>Cost of material consumed</b>		
- Sugar cane *	1,336.09	1,297.05
- Molasses	10.76	57.68
- Bagasse and other fuel	4.70	4.30
- Chemicals and others	249.00	126.12
<b>Total</b>	<b>1,600.55</b>	<b>1,485.15</b>

\* excludes fair value of self consumed sugar cane of ₹ 1.58 crore (Previous Year ₹ 2.31 crore)

### Note 29: Excise Duty on sale of goods

(₹ in Crores)

Particulars	For the Year ended March 31, 2022	For the Year ended March 31, 2021
Excise duty on sale of goods	258.93	74.90
<b>Total</b>	<b>258.93</b>	<b>74.90</b>

### Note 30: Purchase of goods for resale

(₹ in Crores)

Particulars	As at March 31, 2022	As at March 31, 2021
Purchase of goods for resale	24.21	26.73
<b>Total</b>	<b>24.21</b>	<b>26.73</b>

### Note 31: Changes in inventories of finished goods, work in progress and stock in trade

(₹ in Crores)

Particulars	For the Year ended March 31, 2022	For the Year ended March 31, 2021
<b>Closing Stock :</b>		
Finished goods	748.09	1,197.21
Work-in-progress	12.75	25.03
Stock-in-trade	0.92	0.55
<b>Total (a)</b>	<b>761.76</b>	<b>1,222.79</b>
<b>Opening Stock :</b>		
Finished stock	1,197.21	1,534.50
Work-in-progress	25.03	20.43
Stock-in-trade	0.55	0.32
Balance transferred pursuant to scheme of arrangement	(700.68)	-
<b>Total (b)</b>	<b>522.11</b>	<b>1,555.25</b>
Related to discontinued operations under the scheme of arrangement	-	236.81
<b>Net(Increase)/Decrease in stock (b-a)</b>	<b>(239.65)</b>	<b>95.65</b>

**Notes forming part of the Standalone Financial Statements** for the year ended March 31, 2022**Note 32: Employees benefits expense**

(₹ in Crores)

Particulars	For the Year ended March 31, 2022	For the Year ended March 31, 2021
Salaries and wages*	69.99	71.34
Contribution to Provident & other funds	5.37	5.17
Gratuity	2.11	2.05
Voluntary retirement compensation	0.10	0.09
Workmen & staff welfare expenses	0.59	0.57
<b>Total</b>	<b>78.16</b>	<b>79.22</b>

\* includes Directors and KMP Remunerations of ₹ 17.59 (Previous Year ₹ 17.59)

**Note 33: Finance costs**

(₹ in Crores)

Particulars	For the Year ended March 31, 2022	For the Year ended March 31, 2021
Interest expenses on financial liabilities measured at amortize cost	45.20	39.28
Other borrowing cost	5.73	2.58
	<b>50.93</b>	<b>41.86</b>
Less : Interest subsidy claimed on Buffer Stock	0.77	2.84
<b>Total</b>	<b>50.16</b>	<b>39.02</b>

**Note 34: Depreciation and amortisation expenses**

(₹ in Crores)

Particulars	For the Year ended March 31, 2022	For the Year ended March 31, 2021
Depreciation of property, plant and equipment (refer note no.4)	47.41	48.80
Depreciation of right of use assets (refer note no. 5)	2.48	1.94
Amortisation of intangible assets (refer note no.7)	0.40	0.40
<b>Total</b>	<b>50.29</b>	<b>51.14</b>

**Note 35: Other expense**

(₹ in Crores)

Particulars	For the Year ended March 31, 2022	For the Year ended March 31, 2021
Consumption of stores, spares & other manufacturing expenses	37.94	29.13
Power and fuel	2.57	2.22
Packing material expenses	28.52	17.34
<b>Selling Expenses :</b>		
- Commission to selling agents	2.32	3.56
- Other selling expenses	33.98	61.96
Less : Buffer stock subsidy claim agst. Insurance & handling	-	(0.51)
<b>Repair &amp; Maintenance :</b>		
- Plant & machinery	20.91	21.79
- Building	2.32	2.04
- Others	1.97	2.50
Short term leases (Refer Note 2(xiii))	3.58	1.65

## Notes forming part of the Standalone Financial Statements for the year ended March 31, 2022

### Note 35: Other expense (contd.)

(₹ in Crores)

Particulars	For the Year ended March 31, 2022	For the Year ended March 31, 2021
Rates and taxes	3.13	1.82
Charity and donations	3.64	0.55
Insurance	2.96	2.60
Transfer to storage fund for molasses	0.34	0.35
Consultancy/Retainship/Professional Fees	3.64	9.11
Payment to auditors (refer note 35.1)	0.23	0.20
CSR Expenses (refer note 45)	5.97	7.76
Cane development expenses	1.38	3.03
Expenditure on crop	1.47	1.69
Balance written-off	3.25	5.01
Provision for doubtful debts	0.33	1.39
Director sitting fees	0.14	0.12
Loss on sale of fixed/discarded assets	0.15	0.26
Loss on material held for disposal	-	1.64
Denaturation of SDS	0.09	-
Foreign exchange difference (net)	0.49	-
Miscellaneous expenses	20.24	16.80
<b>Total</b>	<b>181.56</b>	<b>194.01</b>

### Note 35.1

(₹ in Crores)

Payment to Auditors	For the Year ended March 31, 2022	For the Year ended March 31, 2021
- Audit fees*	0.15	0.31
- Tax Audit	0.05	0.05
- Other services	0.02	-
- Reimbursement of expenses	0.01	0.01
<b>Total</b>	<b>0.23</b>	<b>0.37</b>

\* for the year ended March 31, 2021, audit fee includes audit fee paid for the demerged undertaking.

### Note 36: Exceptional Item

(₹ in Crores)

Particulars	For the Year ended March 31, 2022	For the Year ended March 31, 2021
Loan given written off *	-	0.50
<b>Total</b>	<b>-</b>	<b>0.50</b>

\* Write-off of loans given to E Haat Ltd. a wholly owned subsidiary

**Notes forming part of the Standalone Financial Statements** for the year ended March 31, 2022**Note 37: Tax expense****Note 37(i): Income Tax Expenses**

(₹ in Crores)

Particulars	For the Year ended March 31, 2022	For the Year ended March 31, 2021
Current Tax	34.50	36.75
Deferred Tax	23.05	18.52
<b>Tax expenses of continuing operation in statement of profit and loss</b>	<b>57.55</b>	<b>55.27</b>
<b>Tax expenses of discontinued operation in statement of profit and loss</b>	<b>-</b>	<b>30.91</b>
<b>Total Tax Expenses</b>	<b>57.55</b>	<b>86.18</b>

**Note 37(ii): Reconciliation of tax expense and accounting profit multiplied by India's tax rate:**

(₹ in Crores)

Particulars	For the Year ended March 31, 2022	For the Year ended March 31, 2021
Profit before tax from continuing operations	204.50	198.72
Profit before tax from discontinued operations	-	106.32
Applicable tax rate	34.94%	34.94%
<b>Computed tax expenses</b>	<b>71.46</b>	<b>106.59</b>
<b>Adjustments :</b>		
Income exempt from tax purposes	(0.24)	(1.03)
Expenses not allowed for tax purposes	2.48	12.78
Additional allowances for tax purposes	(1.82)	(0.10)
Deferred tax on non-depreciable assets and investment (Net)	0.32	(3.44)
Deduction u/s 80IA of Income Tax Act in respect of power undertaking	(26.61)	(32.38)
Tax adjustment for previous year	(1.83)	3.26
Others	13.79	0.50
<b>Total Tax Expenses recognised in Statement of Profit and Loss for continuing operation and Discontinued Operations (excluding Deferred Tax Expenses)</b>	<b>57.55</b>	<b>86.18</b>
<b>Effective Tax Rate</b>	<b>28.14%</b>	<b>28.25%</b>
<b>Tax expenses of continuing operation in statement of profit and loss</b>	<b>-</b>	<b>55.27</b>
<b>Tax expenses of discontinued operation in statement of profit and loss</b>	<b>-</b>	<b>30.91</b>

**Note 37 (iii)**

Pursuant to Taxation Law (Amendment) Ordinance, 2019 (Ordinance), the domestic companies have option to pay corporate income tax @ 22% plus applicable surcharge and cess (New Tax Rate) subject to certain conditions w.e.f. financial year commencing from April 1, 2019 and thereafter. As at the year end, the Company has made an re-assessment of the impact of the Ordinance and decided to continue with the existing tax structure until utilization of accumulated minimum alternative tax (MAT) credits.

## Notes forming part of the Standalone Financial Statements for the year ended March 31, 2022

### Note 38: 'Earnings per Share (EPS)

(₹ in Crores)

Particulars	Details	As at March 31, 2022	As at March 31, 2021
<b>i) Net Profit/ Loss(-) available to Equity Shareholders</b>		<b>146.95</b>	<b>218.86</b>
- From Continuing Operation		146.95	143.45
- From Discontinuing Operation		-	75.41
(Used as numerator for calculating EPS)			
<b>ii) Weighted average No. of Equity Shares outstanding during the period:</b>			
- for Basic EPS	No.	6,63,87,590	6,63,87,590
- for Diluted EPS	No.	6,63,87,590	6,63,87,590
(Used as denominator for calculating EPS)			
<b>iii) Earning per Share from Continuing Operations</b>			
- Basic	₹	22.13	21.61
- Diluted	₹	22.13	21.61
<b>Earning per Share from Discontinuing Operations</b>			
- Basic	₹	-	11.36
- Diluted	₹	-	11.36
<b>Earning per Share from Continuing and Discontinuing Operations</b>			
- Basic	₹	22.13	32.97
- Diluted	₹	22.13	32.97
(Equity Share of Face value of ₹ 10 each)			

### Note 39: Contingent Liabilities and Commitments

#### I. Contingent Liabilities not provided for in respect of:

(₹ in Crores)

Particulars	As at March 31, 2022	As at March 31, 2021
<b>i) Demands being disputed by the Company :</b>		
a) Excise duty and Service Tax demands	13.50	14.91
b) Trade Tax and Entry Tax demands	2.29	7.98
c) Other demands	1.92	20.82
d) Estimated amount of interest on above	27.17	49.42
<b>ii) Claims against the Company not acknowledged as debts :</b>		
a) Statutory liability being disputed by authorities	0.90	1.24
b) Income Tax demand on processing of TDS Returns*	-	-
c) Other Liabilities	-	0.12
d) In respect of some pending cases of employees and others#	Amount not ascertainable	Amount not ascertainable

\* The Company has initiated steps for revising the TDS forms to remove various defects due to which demands were raised by authorities and is confident that the demand will be substantially reduced after these rectification.

# The amount shown above represents the best possible estimates arrived on the basis of available information. The uncertainties and timing of the cash flows are dependent on the outcome of the different legal process which have been invoked by the Company or the claimants as the case may be, therefore it cannot be estimated accurately. The Company does not expect any reimbursement in respect of above contingent liabilities.



**Notes forming part of the Standalone Financial Statements** for the year ended March 31, 2022**Note 39: Contingent Liabilities and Commitments** (contd.)**II Capital Commitments**

(₹ in Crores)

Particulars	As at March 31, 2022	As at March 31, 2021
Estimated amount of contracts remaining to be executed on capital account and not provided	63.73	68.12

**III. Other Legal Matters**

- i) Honourable Allahabad High Court in the case of PIL Rastriya Kisan Mazdoor Sangathan v/s State of U.P. passed a final order on March 09, 2017 directing the Cane Commissioner to decide afresh the issue as to whether the Sugar Mills are entitled for waiver of interest on the delayed payment of the price of sugarcane for the seasons 2012-13, 2013-14 and 2014-15 under the provisions of Section 17(3) of the U.P. Sugarcane (Regulations of Supply and Purchase) Act, 1953 (in short 'the Act'). The matter is yet to be finalised and pending before Supreme Court in SLP filed by the RKMS. Based on the legal review of the facts of this case, possibility of liability crystalizing is remote and hence no provision is considered necessary.
- ii) Cane societies are in dispute with the State Government of Uttar Pradesh with regard to retrospective partial waiver of society commission payable by the sugar mills for the crushing seasons 2012-13, 2014-15 and 2015-16. Company was the beneficiary of such waiver. The matter is yet to be finalised and pending before Supreme Court in SLP filed by the Association.
- iii) Hon'ble National Green Tribunal (NGT) vide its order dated September 1, 2021 imposed an environmental compensation of ₹ 20 crores i.e. ₹ 5 Crores each on the four units of the Company namely Dhampur Sugar and Distillery units; Asmoli Distillery and Meerganj Unit and constituted a committee to assess the damage caused, if any, to the environment. Management believes that while imposing the environmental compensation there was no evidence on record before NGT about the damage caused to the Environment. The said order of NGT was challenged by the Company before Hon'ble Supreme Court wherein stay has been granted in the matter. The study by the said committee is under process and the report is awaited.

**Note 40: Government Grants**

The Company is eligible to receive various grants/ financial assistance as per the schemes announced by Central and UP State Government for Sugar Industry. The Company has recognized these Government grants in the following manners:

(₹ in Crores)

S.No.	Particulars	Treatment in Accounts	For the Year ended March 31, 2022	For the Year ended March 31, 2021
1	<b>Revenue related Government grants:</b>			
i (a)	MAEQ Subsidy 2019-20 from Central Government (Refer footnote a)	Shown as separate line items "Government grant" under other operating income	-	95.66
i (b)	MAEQ Subsidy 2020-21 from Central Government (Refer footnote a)	Shown as separate line items "Government grant" under other operating income	20.19	63.23
ii (a)	Buffer subsidy claim (Refer footnote b)	Interest subsidy claim deducted from "finance cost"	-	8.09
ii (b)	Buffer subsidy claim (Refer footnote b)	Claim against insurance & handling Shown as separate line item in "Other expenses"	-	1.44

## Notes forming part of the Standalone Financial Statements for the year ended March 31, 2022

### Note 40: Government Grants (contd.)

(₹ in Crores)

S.No.	Particulars	Treatment in Accounts	For the Year ended March 31, 2022	For the Year ended March 31, 2021
iii	Interest subvention claim under Soft Loan (Refer note c)	Deducted from finance cost	-	0.16
iv	Interest subvention claim under Distillery Expansion Loan (Refer note d)	Deducted from finance cost	1.02	1.27
<b>2</b>	<b>Deferred Government grants:</b>			
i	Deferred income relating to term loans on concessional rate from Sugar Development Fund	Deducted from finance cost	-	1.72
ii	Deferred income relating to term loans on concessional rate (Refer note e)	Deducted from finance cost	0.78	7.12
iii	Deferred income relating grant on property, plant and equipment	Shown as separate line item "Deferred Government grant" under Other income	-	0.38

\*Previous year figures are inclusive of discontinuing operations

#### Sub Notes :

- a) The Central Government notified a scheme for providing assistance to sugar mills on export of sugar covering expenses on marketing costs including handling, upgrading and other processing costs and costs of international and internal transport and freight charges on export of sugar with a view to facilitate export of sugar thereby improving the liquidity position of sugar mills enabling them to clear cane price dues of farmers. Following are the scheme details for respective Sugar seasons:

For Sugar Season 19-20

Pursuant to notification 1(14/2019-S.P.-I dated 12th September 2019, assistance @ ₹10,448 per MT on export of sugar was given, limited to MAEQ (Maximum Admissible Export Quantity), as determined by the Central Government for such mills, for the sugar season 2019-20, either themselves or through a merchant exporter. Till March 31, 2021, the Company has complied with all the conditions as stated in the scheme the same has been received in full till March 31, 2021.

For Sugar Season 20-21

Pursuant to notification 1(6/2020-S.P.-I dated 29th December 2020, assistance @ ₹ 6,000 per MT on export of sugar limited to MAEQ (Maximum Admissible Export Quantity) determined by the Central Government for such mills for the sugar season 2020-21 either themselves or through a merchant exporter. Till March 31, 2022, the Company has complied with all the conditions as stated in the scheme and the same has been received in full till March 31, 2022.

- b) The Central Government, vide its Notification No. 1(8)/2019-SP-I dated July 31, 2019, notified a Scheme for creation and Maintenance of Buffer Stock of 40 Lakh MT. of sugar by the Sugar Mills in the country for one year w.e.f August 1, 2019. The Company is eligible for the reimbursement of the costs incurred for Interest (maximum 12%), insurance and storage charges (@ 1.5%) of Buffer stock to be valued at ₹ 31 per Kg. on quarterly basis till July 31, 2020. The Company had created buffer stock in accordance with the scheme and recognized the eligible subsidy during the year ended March 31, 2021.
- c) The Central Government, vide its Notification No. 1(4)/2019-SP-I dated March 02, 2019, notified a Scheme for extending soft loan to sugar mills to facilitate payment of cane price arrears of the farmers for the sugar season 2018-19 relating to the Fair and Remunerative Price (FRP) of sugarcane fixed by Central Government. Every sugar mill which fulfils the condition stipulated in the scheme will be eligible for the interest subvention @ 7% simple interest or actual rate of interest charge by the bank, whichever is less for maximum of 1 year from the date of disbursement of the soft loan.

**Notes forming part of the Standalone Financial Statements** for the year ended March 31, 2022**Note 40: Government Grants** (contd.)

Till March 31, 2022, the Company has complied with all the conditions as stated in the scheme and submitted the claim for interest subvention. Accordingly, interest subvention accrued under the Scheme till March 31, 2021 by ₹ 19.20 crore and same has been received in full.

- d) The Central Government, vide its Notification No. 1(10)/2018-SP-I dated July 19, 2018, notified a Scheme with a view to increase production of ethanol by enhancing the number of working days of existing distillery in a year by installation new Incineration boilers or by adoption any other matter approved by Central Pollution Control Board (CPCB) for Zero Liquid Discharge (ZLD) in a distillery. Every Sugar Mill which fulfils the conditions stipulated in the scheme will be eligible for the interest subvention @ 6% per annum or 50% of the rate of interest charged by bank, whichever is lower, on the loans to be extended by banks, shall be borne by Central Government for five years.

Till March 31, 2022, the Company has complied with all the conditions as stated in the scheme and submitted the claim for interest subvention. Accordingly, interest subvention accrued under the Scheme till March 31, 2022 by ₹ 3.33 crores (relating to Continuing operations) and out of which ₹ 2.31 crore has been received till March 31, 2022.

- e) The State Government, with a view to improve the liquidity position of private sector sugar mills of the State enabling them to clear the cane price arrears of crushing seasons 2016-17 and 2017-18 and timely settlement of cane price as per State Advised Price (SAP) fixed by the State Government, to the sugarcane farmers, has notified the scheme, namely "Scheme for Extending Financial Assistance to Sugar Undertakings-2018" vide notification No.: 15 /2018/1719/46-3-18-3 (36-A) / 2018 dated October 16, 2018. The Company had availed the term loan in the F.Y 2018-19 under the Scheme, wherein, the government grant has been received in form of Subsidized rate of interest.
- f) The Company was eligible for various incentives under U.P. Sugar Incentive Promotion Policy, 2004 (the scheme) which was subsequently withdrawn by the State Government. Petition filed by the Company, The Hon'ble Allahabad High Court vide order dated February 12, 2019 has set aside and quashed the policy withdrawal order and directed the State government to give the benefits under the scheme after examination of incentive claims filed by the respective units. The Company is in the process of filing its claim under the "Scheme".

**Note 41: Disclosures as required by the Listing Agreement****Loans and Advances given to Subsidiary Companies:**

(₹ in Crores)

Name of the Company	Amount Outstanding as at		Maximum Principal Amount Outstanding during the year (excluding interest accrued)	
	As at March 31, 2022	As at March 31, 2021	For the Year ended March 31, 2022	For the Year ended March 31, 2021
E-Haat Limited	0.60	0.60	0.60	1.10
DETS Limited	1.70	1.70	1.70	1.74

## Notes forming part of the Standalone Financial Statements for the year ended March 31, 2022

### Note 42: Related Party Disclosures:

#### A. List of Related Parties with whom transactions have taken place and relationships:

<b>I) Enterprises where control exists:</b>		
<b>Subsidiaries -</b>	E-HAAT Limited	
	DETS Limited	
	Dhampur Bio Organics Limited	(ceased to be subsidiary pursuant to Scheme of Arrangement)
	Dhampur International Pte Ltd.	
<b>II) Directors and Key Management Personnel (KMP)</b>	Mr. Ashok Kumar Goel	Chairman (w.e.f. May 4,2022) (Vice - Chairman upto May 3, 2022)
	Mr. Gaurav Goel	Managing Director
	Mr. Akshat Kapoor	Director (w.e.f. May 4,2022)
	Mr. Anuj Khanna	Additional Director
	Mr. M. P. Mehrotra	Independent Director
	Mrs. Nandita Chaturvedi,	Independent Director
	Mr. Satpal Arora	Independent Director
	Mr. Yashwardhan Poddar	Independent Director
	Mr. Susheel Kumar Mehrotra	Chief Financial Officer
	Mrs. Aparna Goel	Company Secretary
	Mr. Vijay Kumar Goel	Chairman (upto May 4, 2022)
	Mr. Gautam Goel	Managing Director (upto May 4, 2022)
	Mr. Sandeep Sharma	Chief Operating Officer & Director (upto May 4, 2022)
	Mr. Priya Brat	Independent Director (upto September 1, 2021)
	Mr. Ashwani Kumar Gupta	Independent Director (upto May 4, 2022)
	Mr. Nalin Gupta	Joint Chief Financial Officer (upto May 4,2022)
<b>III) Relatives of Key Management Personnel (with whom transactions have been entered into)</b>	Mrs. Deepa Goel, Ms. Shubra Agarwal	(Relative of Mr. Vijay Kumar Goel)
	Mrs. Vinita Goel	(Relative of Mr. Ashok Kumar Goel)
	Mrs. Priyanjali Goel, Ms. Ishira Goel	(Relatives of Mr. Gaurav Goel)
	Mrs Bindu Vashist Goel	(Relative of Mr. Gautam Goel)
	Mrs Poonam Sharma, Mr. Rahul Sharma, Ms. Sona Sharma	(Relatives of Mr. Sandeep Sharma)
	Mrs Namita Gupta	(Relative of Mr. Ashwani Kumar Gupta)
	Mrs Shakuntala Brat & Ms. Anu Mahendru	(Relative of Mr. Priya Brat)
	Mrs Rakhi Gupta, Mr. Sidharth Gupta, Mr. Sanjay Gupta	(Relatives of Mr. Nalin Gupta)
	Master Advay Goel, Mr. Mayank Goel	(Relative of Mrs Aparna Goel)
	Mrs Vanita Mehrotra, Ms Shivani Mehrotra, Mr Anant Narain Mehrotra	(Relatives of Mr Susheel Kumar Mehrotra)

**Notes forming part of the Standalone Financial Statements** for the year ended March 31, 2022**Note 42: Related Party Disclosures:** (contd.)**A. List of Related Parties with whom transactions have taken place and relationships:**

IV) Enterprises which have significant influence and also owned or significantly influenced by Key Management Personnel	Goel investments Limited	
	Ujjwal Rural Services Limited	
	Saraswati Properties Limited	
	Gaurav Goel, (HUF)	
	Gautam Goel, (HUF)	(upto May 4, 2022)
	Nalin Kumar Gupta (HUF)	(upto May 4, 2022)
	Sandeep Sharma (HUF)	(upto May 4, 2022)
	Dhampur Sugar Mill Provident Fund Trust	
	Shudh Edible Products Limited	
	Venus India Asset-Finance Pvt. Ltd.	
	Susheel Kumar Mehrotra (HUF)	

**B. Disclosure of transactions between the Company and Related Parties and the status of outstanding balances as on March 31, 2022**

(₹ in Crores)

Sr#	Particulars	For the Year ended March 31, 2022	For the Year ended March 31, 2021
	<b>Transactions during year ended 31.03.2022</b>		
<b>1</b>	<b>Loans/advances given</b>	-	<b>1.10</b>
	E-HAAT Limited	-	1.10
<b>2</b>	<b>Loans taken</b>	-	<b>35.00</b>
	Goel Investment Limited	-	15.00
	Venus India Asset-Finance Pvt. Ltd.	-	20.00
<b>3</b>	<b>Loans repaid</b>	<b>35.00</b>	-
	Goel Investment Limited	15.00	-
	Venus India Asset-Finance Pvt. Ltd.	20.00	-
<b>4</b>	<b>Unsecured Deposits Taken (Fixed Deposit)</b>	<b>1.62</b>	<b>5.26</b>
	Mr Ashwani Kumar Gupta	0.50	1.00
	Mr. Sandeep Sharma	0.26	0.07
	Sandeep Sharma (HUF)	0.21	-
	Mr. Susheel Kumar Mehotra	0.05	-
	Mr. Susheel Kumar Mehotra - (HUF)	0.01	-
	Relative of KMP	0.59	4.19
<b>5</b>	<b>Unsecured Deposits Matured (Fixed Deposit)</b>	<b>1.90</b>	<b>2.49</b>
	Mr Ashwani Kumar Gupta	1.00	-
	Gautam Goel (HUF)	-	0.17
	Relative of KMP	0.90	2.32

## Notes forming part of the Standalone Financial Statements for the year ended March 31, 2022

### Note 42: Related Party Disclosures: (contd.)

#### B. Disclosure of transactions between the Company and Related Parties and the status of outstanding balances as on March 31, 2022

(₹ in Crores)

Sr#	Particulars	For the Year ended March 31, 2022	For the Year ended March 31, 2021
<b>6</b>	<b>Sale of Goods</b>	<b>113.87</b>	<b>33.83</b>
	Dhampur International Pte Limited	-	33.83
	E-HAAT Limited	113.87	-
<b>7</b>	<b>Purchase of Goods</b>	<b>-</b>	<b>38.56</b>
	Dhampur International Pte Limited	-	38.56
<b>8</b>	<b>Rent paid</b>	<b>2.64</b>	<b>5.04</b>
	Goel Investment Limited	0.12	0.12
	Saraswati Properties Limited	2.52	2.52
	Shudh Edible Products Limited	-	2.40
<b>9</b>	<b>Remuneration (including Commission)</b>	<b>17.59</b>	<b>17.59</b>
	Mr. Vijay Kumar Goel	4.08	4.00
	Mr. Ashok Kumar Goel	4.08	4.00
	Mr. Gaurav Goel	4.08	4.00
	Mr. Gautam Goel	4.08	4.00
	Mr. Sandeep Sharma	0.14	0.82
	Mr. Nalin Gupta	-	0.28
	Mr. Susheel Kumar Mehrotra	0.85	0.19
	Mrs Aparna Goel	0.17	0.16
	Relative of KMP	0.11	0.14
<b>10</b>	<b>Sitting fees to Directors</b>	<b>0.14</b>	<b>0.12</b>
<b>11</b>	<b>Commission to Independent Directors</b>	<b>0.18</b>	<b>0.18</b>
	Mr Priya Brat	0.03	0.03
	Mr Satpal Kumar Arora	0.03	0.00
	Mr M.P Mehrotra	0.03	0.03
	Mr Rahul Bedi	0.00	0.03
	Mr Harish Saluja	0.00	0.03
	Mr Yashwardhan Poddar	0.03	0.00
	Mr Ashwani Kumar Gupta	0.03	0.03
	Mrs Nandita Chaturvedi	0.03	0.03
<b>12</b>	<b>Directors Perquisites</b>	<b>0.78</b>	<b>0.85</b>
	Mr. Vijay Kumar Goel	0.22	0.32
	Mr. Ashok Kumar Goel	0.21	0.20
	Mr. Gaurav Goel	0.21	0.20
	Mr. Gautam Goel	0.14	0.00
	Mr. Sandeep Sharma	-	0.13

**Notes forming part of the Standalone Financial Statements** for the year ended March 31, 2022**Note 42: Related Party Disclosures:** (contd.)**B. Disclosure of transactions between the Company and Related Parties and the status of outstanding balances as on March 31, 2022**

(₹ in Crores)

Sr #	Particulars	For the Year ended March 31, 2022	For the Year ended March 31, 2021
<b>13</b>	<b>Interest expense</b>	<b>2.76</b>	<b>0.94</b>
	Mr. Ashok Kumar Goel	0.15	0.14
	Mr. Sandeep Sharma	0.03	##
	Sandeep Sharma (HUF)	0.01	-
	Mr Ashwani Kumar Gupta	0.06	0.07
	Goel Investment Ltd.	0.73	##
	Mr. Susheel Kumar Mehrotra	##	-
	Susheel Kumar Mehrotra (HUF)	##	-
	Venus India Asset-Finance Pvt. Ltd.	0.97	0.01
	Relative of KMP	0.80	0.72
<b>14</b>	<b>Rental Income</b>	<b>0.03</b>	<b>-</b>
	E-HAAT Limited	0.03	-
<b>15</b>	<b>Contribution to Defined Contributions Plan</b>	<b>6.19</b>	<b>6.38</b>
	Dhampur Sugar Mill Provident Fund	6.19	6.38
<b>16</b>	<b>Balance written off/(Written back)</b>	<b>-</b>	<b>0.50</b>
	E-HAAT Limited	-	0.50
	DETS Limited	-	-
<b>17</b>	<b>Investment in subsidiary</b>	<b>-</b>	<b>0.01</b>
	Dhampur Bio Organics Limited (Formerly known as RMSD Enterprises Private Limited)	-	0.01
<b>18</b>	<b>Land Purchase</b>	<b>-</b>	<b>1.75</b>
	Goel Investment Limited	-	1.75

\* " As per the Scheme of Arrangement between the Company and Dhampur Bio Organics Limited (DBOL) , the Asmoli , Mansurpur and Meeranj units (Demerged Undertaking) have been transferred to DBOL w.e.f April, 1 2021 . The Company has continued to manage the operations of Demerged Undertaking during the year as per the scheme , hence such transfer of Demerged Undertaking and interse transactions between the Company and Demerged Undertaking pertaining to the operations of the units including interse transfer of goods/assets ,employees fund , reimbursement of expenses etc. have not been reported herein above."

## Notes forming part of the Standalone Financial Statements for the year ended March 31, 2022

### Note 42: Related Party Disclosures: (contd.)

Amount due to/ from Related Parties:

(₹ in Crores)

Sr#	Particulars	As at March 31, 2022	As at March 31, 2021
<b>1</b>	<b>Deposits from Related Parties</b>	<b>10.22</b>	<b>10.51</b>
	Mr. Ashok Kumar Goel	1.43	1.43
	Mr Ashwani Kumar Gupta	0.50	1.00
	Mr. Sandeep Sharma	0.32	0.07
	Mr. Susheel Kumar Mehotra	0.05	-
	Susheel Kumar Mehotra - (HUF)	0.01	-
	Sandeep Sharma (HUF)	0.21	-
	Relative of KMP	7.70	8.01
<b>2</b>	<b>Unsecured Loans and Advances to related parties</b>	<b>2.30</b>	<b>2.30</b>
	E-HAAT Limited	0.60	0.60
	DETS Limited	1.70	1.70
<b>3</b>	<b>Borrowings</b>	<b>-</b>	<b>35.00</b>
	Goel Investment Limited	-	15.00
	Venus India Asset-Finance Pvt. Ltd.	-	20.00
<b>4</b>	<b>Investments</b>	<b>5.18</b>	<b>42.12</b>
	Dhampur International Pte Limited	-	36.93
	E-HAAT Limited	3.77	3.77
	DETS Limited	1.41	1.41
	Dhampur Bio Organics Limited *	-	0.01
<b>5</b>	<b>Receivables</b>	<b>51.80</b>	<b>12.13</b>
	Dhampur International Pte Limited	-	12.13
	EHAAT Limited	51.80	-
<b>6</b>	<b>Payables</b>	<b>16.23</b>	<b>4.09</b>
	Goel Investment Limited	0.08	0.14
	Saraswati Properties Limited	3.08	0.81
	Shudh Edible Products Limited	-	1.82
	Dhampur Bio Organics Limited *	12.02	-
	Ujjwal Rural Services Limited	0.05	0.02
	Mr. Ashok Kumar Goel	0.50	0.66
	Mr. Gaurav Goel	0.09	0.22
	Mr. Gautam Goel	0.40	0.31
	Mr. Vijay Kumar Goel	-	0.11
<b>7</b>	<b>Security Deposits Receivables</b>	<b>1.60</b>	<b>2.80</b>
	Goel Investment Limited	0.50	0.50
	Saraswati Properties Limited	1.05	1.05
	Shudh Edible Products Limited	-	1.20
	Ujjwal Rural Services Limited	0.05	0.05



**Notes forming part of the Standalone Financial Statements** for the year ended March 31, 2022**Note 42: Related Party Disclosures:** (contd.)

<b>*Key Managerial person</b>		(₹ in Crores)	
<b>Particulars</b>	<b>2021-22</b>	<b>2020-21</b>	
Short term benefits	17.59	17.59	
Defined Contribution Plan	0.02	0.02	
Defined Benefit Plan	0.70	0.69	
<b>Total</b>	<b>18.31</b>	<b>18.30</b>	

# Short term benefits Including bonus, sitting fee, commission on accrual basis and value of perquisites.

## Represent amount below ₹ 50000/-

\* As the liability for gratuity is provided on actuarial basis for the Company as a whole, amounts accrued pertaining to key managerial personnel are not included above.

**C. Terms and Conditions and Settlement**

The transactions with the related parties are made on term equivalent to those that prevail in arm's length transactions. The assessment is under taken each financial year through examining the financial position of the related party and in the market in which the related party operates. Outstanding balances at the year end are un-secured and settlement occurs in cash.

**Note 43: Scheme of Arrangement**

**43(i)** Description of Scheme of Arrangement of Dhampur Sugar Mills Limited (DSML), Dhampur Bio Organics Limited (DBOL) and their respective Shareholders and Creditors

The Hon'ble National Company Law Tribunal ("NCLT"), Prayagraj, on April 27, 2022, sanctioned the Scheme of Arrangement ("Scheme") between Dhampur Sugar Mills Limited ("Company" or "DSML") and Dhampur Bio Organics Limited ("Resulting Company" or "DBOL") and their respective shareholders and creditors for the demerger of the Asmoli, Mansurpur and Meerganj units (collectively referred to as "Demerged undertaking") of the Company to DBOL. The Scheme became effective on May 3, 2022, upon filing of the certified copies of the NCLT Order sanctioning the Scheme, by both the companies, with the Registrar of Companies, Kanpur. Pursuant to the Scheme becoming effective, the Demerged undertaking has been transferred to and vested in DBOL with effect from April 1, 2021, i.e. the Appointed Date.

As per the clarification issued by Ministry of Corporate Affairs vide Circular no.09/2019 dated August 21, 2019 (MCA Circular), the Company has recognized the effect of the demerger on April 1, 2021, and made the following adjustments, pursuant to the Scheme:

- 325,496 forfeited equity shares have been cancelled and amount paid up against the same of ₹ 0.07 crores has been transferred to the Capital Reserve.
- All the assets and liabilities of the Demerged undertaking have been transferred to DBOL. Difference between the value of transferred assets and liabilities pertaining to the demerged undertaking amounting to ₹ 780.95 crores has been adjusted from the reserves.
- Investment in the Resulting Company amounting to ₹ 0.01 crores has been adjusted from the reserves.

Further, the standalone statement of profit and loss for the year ended March 31, 2021 have been restated by the management to give effect of the Scheme. The transferred business as defined in the 'Scheme have been disclosed as Discontinued Operations' in the standalone financial statements for the year ended March 31, 2021, as per the requirements of Ind AS 105 (refer note 44).

As a result, operations of the Demerged undertaking have been reclassified and re-presented as discontinued operations for all previous periods. Balance Sheet as at March 31, 2021 and Statement of Cash Flow for the year ended March 31, 2021 are not comparable with the previous year Balance Sheet and Statement of Cash Flow, respectively, since these include the Demerged undertaking's figures.

## Notes forming part of the Standalone Financial Statements for the year ended March 31, 2022

### Note 43: Scheme of Arrangement (contd.)

Pursuant to the scheme, Authorised Share capital representing 9,15,00,000 equity shares of ₹ 10 each of the Demerged Company has been transferred subsequently to the Resulting Company. Consequently, the authorised share capital of the Company stands decreased to ₹ 91,50,00,000 divided into 9,15,00,000 equity shares having face value of ₹ 10 each.

#### 43(ii) The Impact of the Demerger on these financial statements is as under:

The whole of the assets and liabilities of the Demerged Undertaking became the assets and liabilities of the resulting Company and were transferred at their book value as per the Order, as appearing in the books of the Company with effect from the appointed date (i.e. April 1, 2021). The details of assets and liabilities transferred to the resulting Company are as under:

(₹ in Crores)

Particulars	As at March 31, 2021
<b>Assets</b>	
<b>Non-Current Assets</b>	
Property, plant and equipment (net of accumulated depreciation)	619.70
Right to Use of Assets	8.78
Capital Work-in-progress	6.99
<b>Financial Assets</b>	
(i) Investments	10.63
(ii) Others	1.30
Other Non Current Assets	11.34
<b>Total Non-Current Assets</b>	<b>658.74</b>
<b>Current Assets</b>	
Inventories	717.39
<b>Financial Assets</b>	
(i) Trade Receivables	105.18
(ii) Cash and Cash Equivalents	0.68
(iii) Bank balances other than (ii) above	0.81
(iv) Others	0.05
Other Current Assets	55.79
<b>Total Current Assets</b>	<b>879.90</b>
<b>Total assets of transferred business (A)</b>	<b>1,538.64</b>

(₹ in Crores)

Particulars	As at March 31, 2021
<b>Non-Current Liabilities</b>	
<b>Financial Liabilities</b>	
(i) Borrowings	99.19
(ii) Lease Liabilities	5.60
Non Current Provisions	17.36
Deferred tax liabilities (net)	24.59
Other Non-Current Liabilities	5.45
<b>Total Non-Current Liabilities</b>	<b>152.19</b>

**Notes forming part of the Standalone Financial Statements** for the year ended March 31, 2022**Note 43: Scheme of Arrangement** (contd.)

(₹ in Crores)

Particulars	As at March 31, 2021
<b>Current Liabilities</b>	
<b>Financial Liabilities</b>	
(i) Borrowings	295.70
(ii) Lease Liabilities	2.07
(iii) Trade Payables	
(a) Due to Micro and Small Enterprises	0.28
(b) Other than Micro and Small Enterprises	285.67
(iv) Other Financial Liabilities	12.72
Other Current Liabilities	1.14
Provisions	7.92
Current Tax Liabilities (Net)	-
<b>Total Current Liabilities</b>	<b>605.50</b>
<b>Total liabilities of transferred business (B)</b>	<b>757.69</b>
<b>Net amount adjusted through corresponding debit to other equity as per the Order (A-B)</b>	<b>780.95</b>

**43(iii) Adjustment to Reserves**

Pursuant to the Order, the difference between the book value of the assets and liabilities transferred to the resulting Company has been debited to the following reserves of the Company on the Appointed date i.e April 01,2021

(₹ in Crores)

Particulars	Amount debited
(i) Capital Redemption Reserve	3.72
(ii) Capital Reserve	7.30
(iii) General Reserve	122.04
(iv) Securities Premium Reserve	379.94
(v) Retained Earnings	267.95
	<b>780.95</b>

**43(iv) Details of the contingent liabilities and commitments transferred to the Resulting Company are as under:**

(₹ in Crores)

Particulars	As at March 31, 2021
<b>i) Demands being disputed by the Company :</b>	
a) Excise duty and Service Tax demands	1.72
b) Trade Tax and Entry Tax demands	0.92
c) Other demands	18.89
d) Estimated amount of interest on above	15.61
<b>ii) Claims against the Company not acknowledged as debts :</b>	
a) In respect of some pending cases of employees under labour laws	Amount not ascertainable

## Notes forming part of the Standalone Financial Statements for the year ended March 31, 2022

### Note 43: Scheme of Arrangement (contd.)

**43 (v)** Pursuant to the Scheme, DBOL issued and allotted equity shares to the shareholders of the Company whose name appears in the register of members of the Company as on the record date (i.e. May 17, 2022), 1 (one) equity share of ₹ 10 each in DBOL credited as fully paid up for every 1 (one) equity share of ₹ 10 each held by them in the Company.

**43 (vi)** The transactions pertaining to the transferred business of the Company from the appointed date upto the effective date of the Scheme have been deemed to be made by DBOL.

**43 (vii)** As per the Order, the assets of the Company stand free from all charges, mortgages and encumbrances relating to liabilities relating to business transferred to DBOL. The Company had created charges over its assets (including those which now belong to DBOL) under section 77 of the Companies Act, 2013 in respect of certain credit facilities taken from various banks for itself and for various undertakings of DBOL. The Company continues to enjoy credit facilities by the subsisting charges, mortgages and encumbrances over such assets. Vice-versa, DBOL enjoys credit facilities by the subsisting charges, mortgages and encumbrances over assets retained by the DBOL. Till creation/modification/ satisfaction of Charges, as the case may be, in favour of the various banks of the respective Companies in terms of the applicable provisions of the Companies Act, 2013, the banks of the both the Companies continue to hold their respective charge over the assets of both the Companies.

### Note 44: Discontinued Operations

**44 (i)** Financial information relating to the discontinued operations i.e. transferred businesses of the Company to the resulting Company as defined in the Scheme for the period to the appointed date is set out below:

#### Statement of Profit & Loss

(₹ in Crores)

Particulars	For the Year ended March 31, 2021
<b>Income</b>	
I. Revenue from Operations	2,070.18
II. Other Income	4.07
<b>III. Total Income (I+II)</b>	<b>2,074.25</b>
<b>IV. Expenses</b>	
(a) Cost of materials consumed	1,441.10
(b) Purchase of Stock-in-Trade	7.60
(c) Change in Inventory	243.58
(d) Employees benefits expenses	63.56
(e) Depreciation and Amortisation	25.96
(f) Finance costs	40.64
(g) Other Expenses	129.99
<b>Total Expenses</b>	<b>1,952.43</b>
<b>V. Profit Before Exceptional Items and Tax (III-IV)</b>	<b>121.82</b>
VI. Exceptional Items	15.50
<b>VII. Profit Before Tax (V+VI)</b>	<b>106.32</b>
<b>VIII. Tax Expense</b>	
(a) Current Tax	19.66
(b) Deferred Tax	11.25
<b>IX. Profit for the year (VII-VIII)</b>	<b>75.41</b>
<b>X. Other Comprehensive Income</b>	

**Notes forming part of the Standalone Financial Statements** for the year ended March 31, 2022**Note 44: Discontinued Operations** (contd.)

(₹ in Crores)

Particulars	For the Year ended March 31, 2021
A (i) Items that will not be reclassified to profit or loss	0.95
- Remeasurement benefits (losses) on defined benefit obligation	-
- Gain (loss) on fair value of equity investments	
(ii) Tax on above	(0.33)
B (i) Items that will be reclassified to profit or loss	0.40
(ii) Tax on above	(0.13)
<b>Other Comprehensive Income to be transferred to Other Equity for the year</b>	<b>0.89</b>
<b>XI. Total Comprehensive Income for the year (IX+X)</b>	<b>76.30</b>

**44 (ii) The net cash flows attributable to the discontinued operations are as follows**

(₹ in Crores)

Particulars	For the year ended March 31, 2021
Net cash inflow from operating activities	508.56
Net cash outflow from investing activities	(43.30)
Net cash outflow from financing activities	(465.54)
<b>Net (decrease)/increase in cash and cash equivalents</b>	<b>(0.28)</b>
Cash and cash equivalents at April 1, 2020	0.96
Cash and cash equivalents at March 31, 2021	0.68
	<b>(0.28)</b>

**Note 45: Corporate Social Responsibility (CSR)****i. Details of Corporate Social Responsibility (CSR) expenditure**

(₹ in Crores)

Particulars	For the year ended March 31, 2022	For the year ended March 31, 2021
a) As per section 135 of the Companies Act, 2013 read with Schedule VII thereof Gross amount required to be spent by the Company	5.97	8.32
b) Amount spent during the year :		
-- Construction/acquisition of any assets		
- in cash	-	1.04
- yet to be paid in cash	-	4.90
-- On purpose other than (i) above		
- in cash	4.92	2.38
- yet to be paid in cash	5.95	-

**ii. Details of Unspent balance**

(₹ in Crores)

Particulars	For the year ended March 31, 2022	For the year ended March 31, 2021
Opening balance of Unspent amount	4.90	3.42
Closing balance of Unspent amount	5.95	4.90

## Notes forming part of the Standalone Financial Statements for the year ended March 31, 2022

### Note 45: Corporate Social Responsibility (CSR) (contd.)

iii. The Various heads which the CSR expenditure were incurred in cash is detailed as follows :-

(₹ in Crores)

Particulars	Relevant clause of Schedule VII to the Companies Act, 2013	For the Year ended March 31, 2022	For the Year ended March 31, 2021
(i) Eradicating Hunger and Poverty, Health Care and Sanitation	Clause (i)	0.85	0.90
(ii) Education and Skill Development	Clause (ii)	3.90	2.63
(iii) Empowerment of Women and other Economically Backward Sections	Clause (iii)	0.10	0.19
(iv) Ensuring environmental sustainability, ecological balance, protection of flora and fauna, animal welfare, agroforestry, conservation of natural resources and maintaining quality of soil, air and water;	Clause (iv)	0.05	-
(v) Protection of national heritage, art and culture and works of art;	Clause (v)	-	-
(vi) Sports	Clause (vii)	0.02	-
(vii) Contribution to the Prime Minister's National Relief Fund or any other fund set up by the Central Government	Clause (ix)	-	-

### Note 46: Disclosure required as per Ind AS 108 Operating Segments

#### a. Identification of Segments

The Company's operating segments are established on the basis of those components of the Company that are evaluated regularly by the Board of Director's (the 'Chief Operating Decision Maker' as defined in Ind AS 108 - 'Operating Segments').

The chief operational decision maker monitors the operating results of its Business Segments separately for the purpose of making decisions about resource allocation and performance assessment. Segment performance is evaluated based on profit or loss and is measured consistently with profit or loss in the financial statements. Operating Segments have been identified by the management and reported taking into account, the nature of products and services, the differing risks and returns, the organization structure, and the internal financial reporting systems.

#### b. Operating Segments

On the review during the year in terms of Ind AS 108 "Operating Segments", Chemical/ Ethanol segment has been further subdivided into three distinctive operating segments viz. Ethanol, Chemicals, and Potable Spirits. Accordingly, comparative figures of the previous year/periods have been regrouped wherever applicable to make them comparable with those of the current periods' figures. The Company is organized into following business segments:

- Sugar which consists of manufacture and sale of Sugar and its byproducts and,
- Chemicals which consists of manufacture and sale of Ethyl Acetate
- Ethanol which consists of manufacture and sale of RS, ENA, Industrial alcohol
- Potable Spirits consists of manufacture and sale of Country liquor.
- Power which consists of co-generation and sale of power
- Others which consists of sale of petrol and agricultural products

No operating segments have been aggregated in arriving at the aforesaid reportable segments of the Company.

**Notes forming part of the Standalone Financial Statements** for the year ended March 31, 2022**Note 46: Disclosure required as per Ind AS 108 Operating Segments** (contd.)**c. Geographical segments**

The Company is domiciled in India. The amount of revenue from external customers broken down by the location of the customers is shown in the table below.

**d. Segment Accounting Policies:**

In addition to the significant accounting policies applicable to the operating segments as set out in note 2, the accounting policies in relation to segment accounting are as under:

**Segment revenue and results:**

Revenue and expenses directly attributable to segments are reported under each reportable segment.

Other expenses and incomes which are not directly attributable to any business segment are shown as unallocable expenses (net of unallocated income).

**Segment assets and liabilities:**

Assets and liabilities that are directly attributable or allocable to segments are disclosed under each reportable segment. Unallocated assets include deferred tax, investments, interest bearing deposits loans to subsidiary and income tax refund. Unallocated liabilities include interest bearing liabilities, tax provisions and deferred tax. Capital expenditure pertains to additions made to fixed assets during the year and includes capital work in progress.

**Inter segment sales/transfer:**

Transactions between segments are primarily for materials which are transferred at cost /market determined prices. These transactions are eliminated in consolidation.

**e. Summary of Segmental Information**

For the FY 2021-22

(₹ in Crores)

Particulars	Sugar	Power	Ethanol	Chemicals	Potable Spirits	Others	Total
<b>1. Segment Revenue (including Excise Duty)</b>							
a) External Sales	1,113.37	68.23	426.96	277.65	290.67	21.28	2,198.16
b) Inter Segment Sales	338.42	144.79	-	-	-	1.57	484.78
<b>c) Total Revenue</b>	<b>1,451.79</b>	<b>213.02</b>	<b>426.96</b>	<b>277.65</b>	<b>290.67</b>	<b>22.85</b>	<b>2,682.94</b>
<b>2. Segment Results</b>							
(Profit+)/Loss(-) before Tax and Interest from each segment)	57.41	82.40	131.90	19.62	(0.78)	1.16	291.71
Less : Finance costs	-	-	-	-	-	-	50.16
Less/ Add :Other Unallocable Expense/Income net off	-	-	-	-	-	-	37.05
Unallocable Income/Expenses							
<b>Net Profit(+)/loss(-) before Tax</b>	<b>57.41</b>	<b>82.40</b>	<b>131.90</b>	<b>19.62</b>	<b>(0.78)</b>	<b>1.16</b>	<b>204.50</b>
Less: Tax expense (Net)	-	-	-	-	-	-	57.55
<b>Net Profit(+)/Loss(-) after Tax</b>	<b>57.41</b>	<b>82.40</b>	<b>131.90</b>	<b>19.62</b>	<b>(0.78)</b>	<b>1.16</b>	<b>146.95</b>

## Notes forming part of the Standalone Financial Statements for the year ended March 31, 2022

### Note 46: Disclosure required as per Ind AS 108 Operating Segments (contd.)

For the FY 2021-22

(₹ in Crores)

Particulars	Sugar	Power	Ethanol	Chemicals	Potable Spirits	Others	Total
<b>3. Other Information</b>							
a) Segment Assets	1,381.60	366.40	330.50	47.90	14.35	4.20	2,144.95
Unallocable Assets							19.71
<b>Total Assets</b>	<b>1,381.60</b>	<b>366.40</b>	<b>330.50</b>	<b>47.90</b>	<b>14.35</b>	<b>4.20</b>	<b>2,164.66</b>
b) Segment Liabilities	213.17	7.35	14.83	47.90	14.35	0.08	297.68
Unallocable Liabilities							978.50
<b>Total Liabilities</b>	<b>213.17</b>	<b>7.35</b>	<b>14.83</b>	<b>47.90</b>	<b>14.35</b>	<b>0.08</b>	<b>1,276.18</b>
c) Capital Expenditure	44.34	7.37	29.17	-	1.26	-	82.14
d) Depreciation	25.05	10.22	13.55	0.77	0.65	0.05	50.29
e) Non Cash Expenditure other than Depreciation	2.30	1.27	(0.03)	-	-	-	3.54

For the FY 2020-21

(₹ in Crores)

Particulars	Sugar	Power	Ethanol	Chemicals	Potable Spirits	Others	Total
<b>1. Segment Revenue (including Excise Duty)</b>							
a) External Sales	1,498.89	61.03	399.90	166.24	86.90	20.01	2,232.97
b) Inter Segment Sales	241.01	142.32	-	-	-	2.31	385.64
<b>c) Total Revenue</b>	<b>1,739.90</b>	<b>203.35</b>	<b>399.90</b>	<b>166.24</b>	<b>86.90</b>	<b>22.32</b>	<b>2,618.61</b>
<b>2. Segment Results</b>							
(Profit+)/Loss(-) before Tax and Interest from each segment	52.73	76.62	126.23	27.51	(3.18)	1.54	281.45
Less : Finance costs	-	-	-	-	-	-	39.02
Less/ Add :Other Unallocable Expense/Income net off Unallocable Income/Expenses							43.72
<b>Net Profit(+)/loss(-) before Tax</b>	<b>52.73</b>	<b>76.62</b>	<b>126.23</b>	<b>27.51</b>	<b>(3.18)</b>	<b>1.54</b>	<b>198.71</b>
Less: Tax expense (Net)							55.27
<b>Net Profit(+)/Loss(-) after Tax</b>	<b>52.73</b>	<b>76.62</b>	<b>126.23</b>	<b>27.51</b>	<b>(3.18)</b>	<b>1.54</b>	<b>143.44</b>
<b>3. Other Information</b>							
a) Segment Assets	2,353.87	626.92	386.50	38.61	14.54	3.47	3,423.91
Unallocable Assets	-	-	-	-	-	-	46.62
<b>Total Assets</b>	<b>2,353.87</b>	<b>626.92</b>	<b>386.50</b>	<b>38.61</b>	<b>14.54</b>	<b>3.47</b>	<b>3,470.53</b>
b) Segment Liabilities	633.89	9.43	30.08	3.73	4.55	0.07	681.75
Unallocable Liabilities	-	-	-	-	-	-	1,225.89
<b>Total Liabilities</b>	<b>633.89</b>	<b>9.43</b>	<b>30.08</b>	<b>3.73</b>	<b>4.55</b>	<b>0.07</b>	<b>1,907.64</b>
c) Capital Expenditure	41.67	11.65	16.43	-	4.22	0.02	73.99
d) Depreciation	25.40	10.04	14.36	0.81	0.48	0.05	51.14
e) Non Cash Expenditure other than Depreciation	1.53	-	5.83	-	-	-	7.36



**Notes forming part of the Standalone Financial Statements** for the year ended March 31, 2022**Note 46: Disclosure required as per Ind AS 108 Operating Segments** (contd.)**B. Geographical information : Segment Revenue & Non Current Assets by location**

(₹ in Crores)

Particulars	For the year ended March 31, 2022	For the year ended March 31, 2021
<b>Revenue</b>		
India	2,119.46	2,022.16
Outside India	78.70	210.81
<b>Total</b>	<b>2,198.16</b>	<b>2,232.97</b>
<b>Non Current Assets (other than financial assets)*</b>		
India	1,044.28	1,657.95
Outside India	-	-
<b>Total</b>	<b>1,044.28</b>	<b>1,657.95</b>

\* Non-current assets exclude those relating to Investments and non-current financial assets.

**C. Information about major customer**

Number of customers individually accounted for more than 10% of the revenue in the year ended March 31, 2022 - NIL  
(Previous year - NIL)

**Note 47: Employees benefits**

The required disclosures of employees benefits as per Indian Accounting Standard (Ind AS) -19 are given hereunder :-

**(i) Defined contribution plan :**

Details of contribution to defined contribution plan to Regional Provident Commissioner and the Central Provident Fund recognized as expense during the period are as under :

(₹ in Crores)

Particulars	For the year ended March 31, 2022	For the year ended March 31, 2021
Employer's Contribution to Provident Fund :	3.82	3.96
Employer's Contribution to Pension Fund :	1.55	3.64

\* Previous year figures are inclusive of discontinued operations

**(ii) Defined benefit plan :****(a) In respect of non funded defined benefit scheme of gratuity (Based on actuarial valuation) :**

The gratuity plan is governed by the payment of Gratuity Act, 1972. Under the said Act an employee who has completed five years of services is entitled to specific benefit. The Gratuity Plan provides a lump-sum payment to vested employees at retirement, death, incapacitation or termination of employment, of an amount based on the respective employee's salary and the tenure of employment with the Company.

**The Company is exposed to various risks in providing the above gratuity benefit which are as follows:**

**Interest Rate risk :** The plan exposes the Company to the risk of fall in interest rates. A fall in interest rates will result in an increase in the ultimate cost of providing the above benefit and will thus result in an increase in the value of the liability (as shown in financial statements).

**Salary escalation risk :** The present value of the defined benefit plan is calculated with the assumption of salary increase 0.50% per annum of plan participants in future. Deviation in the rate of increase of salary in future for plan participants from the rate of increase in salary used to determine the present value of obligation will have a bearing on the plan's liability.

Actual mortality & disability : deaths & disability cases proving lower or higher than assumed in the valuation can impact the liabilities.

## Notes forming part of the Standalone Financial Statements for the year ended March 31, 2022

### Note 47: Employees benefits (contd.)

The following tables summaries the components of net benefit expense recognized in the statement of Profit and Loss

a) Details of Non funded post retirement plans are as follows: (₹ in Crores)

I. Expenses recognized in the statement of profit and loss:

	For the year ended March 31, 2022	For the year ended March 31, 2021
Current service cost	0.90	1.88
Past service cost	-	-
Net interest on the net defined benefit liability	1.21	2.41
Curtailment/settlement	-	-
<b>Expense recognized in the statement of profit and loss</b>	<b>2.11</b>	<b>4.29</b>

\* Previous year figures are inclusive of discontinued operations

II. Other comprehensive income (₹ in Crores)

	For the year ended March 31, 2022	For the year ended March 31, 2021
Actuarial gain / (loss) arising from:		
. Change in financial assumptions	0.30	-
. Change in experience adjustments	0.17	0.30
<b>Components of defined benefit costs recognized in other comprehensive income</b>	<b>0.47</b>	<b>0.30</b>

The current service cost and the net interest expense for the year are included in the 'Employee benefits expense' line item in the statement of profit & loss. The remeasurement of the net defined benefit liability is included in other comprehensive income.

III. Change in present value of defined benefit obligation: (₹ in Crores)

	As at March 31, 2022	As at March 31, 2021
Present value of defined benefit obligation at the beginning of the year	35.73	34.87
Balance transferred pursuant to scheme of Arrangement	(18.30)	-
<b>Present value of defined benefit obligation as on April 01,2021</b>	<b>17.43</b>	
Interest expense/income	1.20	2.41
Past service cost	-	-
Current service cost	0.89	1.88
Benefits paid	(1.90)	(3.13)
Actuarial (gain)/ loss arising from:		
. Change in financial assumptions	(0.30)	-
. Change in experience adjustment	(0.17)	(0.30)
<b>Present value of defined obligation at the end of the year</b>	<b>17.14</b>	<b>35.73</b>

IV. Net liability recognized in the Balance Sheet as at the year end: (₹ in Crores)

	As at March 31, 2022	As at March 31, 2021
Present value of defined benefit obligation	35.44	35.73
<b>Balance transferred pursuant to scheme of Arrangement</b>	<b>(18.30)</b>	
<b>Present value of defined benefit obligation as on April 01,2021</b>	<b>17.14</b>	
Funded status ( surplus / (Deficit))	(17.14)	(35.73)
<b>Net liability recognized in balance sheet</b>	<b>17.14</b>	<b>35.73</b>
Current liability (Short term)	1.82	2.93
Non- current liability (long term)	15.32	32.80

**Notes forming part of the Standalone Financial Statements** for the year ended March 31, 2022**Note 47: Employees benefits** (contd.)**V. Actuarial assumptions:**

(₹ in Crores)

	As at March 31, 2022	As at March 31, 2021
Discount rate (per annum) %	7.20%	6.90%
Expected rate of salary increase %	5.00%	5.00%
Retirement / superannuation Age (year)	60	60
Mortality rates	100% of IALM (2012-14)	100% of IALM (2012-14)

**VI. Maturity profile of defined benefit obligation:**

(₹ in Crores)

	As at March 31, 2022	As at March 31, 2021
Expected cash flows (valued on undiscounted basis):		
With in 0 to 1 Year	1.82	2.93
With in 1 to 2 Year	4.89	2.82
With in 2 to 3 Year	1.20	2.89
With in 3 to 4 Year	1.31	2.89
With in 4 to 5 Year	1.69	2.59
With in 5 to 6 Year	1.00	2.39
6 Year onwards	5.33	19.22
<b>Total expected payments</b>	<b>17.24</b>	<b>35.73</b>
The average duration of the defined benefit plan obligation at the end of the balance sheet date(in years)	11.09	11.05

**VII. Sensitivity analysis on present value of defined benefit obligations:**

(₹ in Crores)

	As at March 31, 2022	As at March 31, 2021
<b>a) Discount rates</b>		
0.50% increases	(3.35)	(1.42)
0.50% decreases	3.56	0.59
<b>b) Salary growth rate :</b>		
0.50% increases	3.61	1.52
0.50% decreases	0.72	(1.46)

Sensitivity analysis presented above may not be representative of the actual change in the defined benefit obligation as it is unlikely that the change in assumptions would occur in isolation of one another as some of the assumptions may be correlated.

The sensitivity analysis above has been determined based on a method that extrapolates the impact on defined benefit obligation as a result of reasonable changes in key assumptions occurring as at the balance sheet date.

All sensitives are calculated using the same actuarial method as for the disclosed present value of the defined benefits obligation at year end.

## Notes forming part of the Standalone Financial Statements for the year ended March 31, 2022

### Note 47: Employees benefits (contd.)

The history of experience adjustments for non-funded retirement plans are as follows :

(₹ in Crores)

Particulars	Gratuity (Non funded)				
	2021-22	2020-21	2019-20	2018-19	2017-18
Present value of obligation as at the end of the year	17.14	35.73	35.73	31.41	30.04
Fair value of plan assets as at the end of the year	-	-	-	-	-
Net asset/(liability) recognized in the balance sheet	(17.14)	(35.73)	(35.73)	(31.41)	(30.04)
Net actuarial (gain)/loss recognized	0.47	0.30	0.30	0.01	0.64

#### b) In respect of funded defined contribution scheme of provident fund (Based on actuarial valuation) :

The Company's contribution to defined benefit plan to the irrecoverable trust, set up by the Company aggregating to ₹ 6.38 Crore (P. Y. ₹ 6.02 Crore) has been recognized in statement of profit and loss account. The Company is under obligation to mark-up any short fall in the fund.

The plan assets have been invested as per the regulations of Employees' Provident Fund Organisation (EPFO).

### Note 48: Financial instruments - Accounting, classification and fair value measurement

#### I. Financial instruments by category

The criteria for recognition of financial instruments is explained in accounting policies for Company:

#### II. Method and assumptions used to estimate fair values:

- Fair value of cash and cash equivalents, bank balances other than cash and cash equivalents, trade and other receivables, loans and other current financial assets, short term borrowings from banks and financial institutions, trade and other payables and other current financial liabilities approximate their carrying amounts due to the short-term nature of these instruments.
- Borrowings (non-current) consists of loans from banks and government authorities, other financial liabilities (non-current) consists of interest accrued but not due on deposits, Loans (non-current) consists of deposits given where the fair value is considered based on the discounted cash flow.
- The fair value of forward foreign exchange contracts is calculated as the present value determined using forward exchange rates, currency basis spreads between the respective currencies and interest rate curves.

(₹ in Crores)

Particulars	Level	Carrying Value as of		Fair Value as of	
		As at March 31, 2022	As at March 31, 2021	As at March 31, 2022	As at March 31, 2021
<b>Financial Assets</b>					
<b>Fair value through OCI</b>					
Derivative Assets					
- Foreign Currency Forward Contract	Level 2	-	1.52	-	1.52
Investments in equity instruments	Level 1	5.14	2.41	5.14	2.41

**Notes forming part of the Standalone Financial Statements** for the year ended March 31, 2022**Note 48: Financial instruments - Accounting, classification and fair value measurement** (contd.)

(₹ in Crores)

Particulars	Level	Carrying Value as of		Fair Value as of	
		As at March 31, 2022	As at March 31, 2021	As at March 31, 2022	As at March 31, 2021
<b>Amortized cost</b>					
Investments		0.24	10.88	0.24	10.88
Trade receivables		199.64	307.47	199.64	307.47
Cash and Bank Balances		41.06	59.12	41.06	59.12
Bank Balances other than Bank Balances above		14.00	7.75	14.00	7.75
Loans		2.47	2.30	2.47	2.30
Others Financial Assets		16.57	27.56	16.57	27.56
<b>Total Financial Assets</b>		<b>279.12</b>	<b>419.01</b>	<b>279.12</b>	<b>419.01</b>
<b>Financial Liabilities</b>					
<b>Fair value through OCI</b>					
Derivative Liabilities					
- Foreign Currency Forward Contract	Level 2	-	-	-	-
<b>Amortized cost</b>					
Borrowings		879.12	1,141.66	879.12	1,141.66
Trade payables		231.43	593.84	231.43	593.84
Lease Liabilities		6.45	16.11	6.45	16.11
Other Financial Liabilities		75.06	44.46	75.06	44.46
<b>Total Financial Liabilities</b>		<b>1,192.06</b>	<b>1,796.07</b>	<b>1,192.06</b>	<b>1,796.07</b>

**III Fair Value Hierarchy**

The fair value of the financial assets and financial liabilities are included at the amount at which the instrument could be exchanged in a current transaction between willing parties, other than in a forced or liquidation sale.

The following table provides the fair value measurement hierarchy of Company's asset and liabilities, grouped into Level 1 to Level 3 as described below :-

**Level 1:** Quoted prices (unadjusted) in active markets for identical assets or liabilities.

**Level 2:** Inputs other than quoted prices included within Level 1 that are observable for the asset or liability, either directly or indirectly.

**Level 3:** Inputs for the assets or liabilities that are not based on observable market data (unobservable inputs).

Management uses its best judgement in estimating the fair value of its financial instruments. However, there are inherent limitations in any estimation technique. Therefore, for substantially all financial instruments, the fair value estimates presented above are not necessarily indicative of the amounts that the Company could have realized or paid in sale transactions as of respective dates. As such, the fair value of financial instruments subsequent to the reporting dates may be different from the amounts reported at each reporting date. In respect of investments as at the transaction date, the Company has assessed the fair value to be the carrying value of the investments as these companies are in their initial years of operations.

## Notes forming part of the Standalone Financial Statements for the year ended March 31, 2022

### Note 49: Financial Risk Management

The Company's activities are exposed to market risk, credit risk and liquidity risk. The Company principal financial liabilities comprise borrowings, trade and other payables. The main purpose of these financial liabilities is to manage finances for the Company's operations. The Company principal financial asset includes loan, trade and other receivables, and cash and other financial assets that arise directly from its operations.

#### I. Market risk

Market risk is the risk that the fair value of future cash flows of a financial instrument will fluctuate because of changes in market prices. Market risk comprises three types of risk: interest rate risk, currency risk and other risks, such as regulatory risk and commodity price risk. Financial instruments affected by market risk include loans and borrowings, trade receivables and trade payables involving foreign currency exposure, and inventories.

The sensitivity analysis in the following sections relate to the position as at March 31, 2022 and March 31, 2021. The sensitivity of the relevant profit or loss item is the effect of the assumed changes in respective market risks. This is based on the financial assets and financial liabilities held at March 31, 2022 and March 31, 2021.

##### (a) Interest rate risk

Interest rate risk is the risk that the fair value or future cash flows of a financial instrument will fluctuate because of changes in market interest rates.

As the Company does not have exposure to any floating-interest bearing assets, or any significant long-term fixed interest bearing assets, its interest income and related cash inflows are not affected by changes in market interest rates. Consequently, the Company's interest rate risk arises mainly from borrowings obligations with floating interest rates.

(₹ in Crores)		
Particulars	As at March 31, 2022	As at March 31, 2021
Fixed interest rate borrowing	132.54	109.75
Variable interest rate borrowing	746.58	1,031.92
<b>Total</b>	<b>879.12</b>	<b>1,141.67</b>
<b>Loss due to increase in 0.5% Interest Rate on Variable interest Borrowing</b>	<b>(3.73)</b>	<b>(5.16)</b>
<b>Gain due to decrease in 0.5% Interest Rate on Variable interest Borrowing</b>	<b>3.73</b>	<b>5.16</b>

##### (b) Foreign currency risk

Foreign currency risk is the risk that the fair value or future cash flows of an exposure will fluctuate because of changes in foreign exchange rates. A) The Company used foreign currency forward contracts to hedge its risks associated with foreign currency fluctuations relating to certain firm commitments. The use of foreign currency forward contracts is governed by the Company's strategy approved by the Board of Directors, which provide principles on the use of such forward contracts consistent with the Company's Risk Management. The outstanding forward exchange contracts entered into by the Company at the year end and thereafter disclosed.

(₹ in Crores)		
Foreign currency exposure	As at March 31, 2022	
	₹ equivalent to Foreign Currency	
	EURO	USD
Trade Receivables	0.92	-
Trade Payables	-	12.06
Less Hedged Portion	-	-
<b>Net Exposure to foreign currency risk assets/(liabilities)</b>	<b>0.92</b>	<b>(12.06)</b>

**Notes forming part of the Standalone Financial Statements** for the year ended March 31, 2022**Note 49: Financial Risk Management** (contd.)

(₹ in Crores)

Foreign currency exposure	As at March 31, 2022	
	₹ equivalent to Foreign Currency	
	EURO	USD
Trade Receivables	0.39	11.74
Trade Payables	-	-
Less Hedged Portion	-	-
<b>Net Exposure to foreign currency risk assets/(liabilities)</b>	<b>0.39</b>	<b>11.74</b>

**Foreign currency sensitivity**

5% increase or decrease in foreign exchange rates will have following impact of profit :-

(₹ in Crores)

Particulars	Increase/ Decrease	₹ equivalent to Foreign Currency		
		EURO	USD	Total
As at March 31, 2022				
Net Exposure to foreign currency risk	5%	0.05	(0.60)	(0.56)
gain/(loss)	-5%	(0.05)	0.60	0.56
As at March 31, 2021				
Net Exposure to foreign currency risk	5%	0.02	0.59	0.61
gain/(loss)	-5%	(0.02)	(0.59)	(0.61)

**Derivative financial instruments**

The Company holds derivative financial instruments such as foreign currency forward to mitigate the risk of changes in exchange rates on foreign currency exposures. The counterparty is generally a bank. These derivative financial instruments are valued based on quoted prices for similar assets and liabilities in active markets or inputs that are directly or indirectly observable in the marketplace.

**Impact of Hedging Activities****(i) Disclosure of effects of Hedge Accounting on Financial Position**

March 31, 2022

(₹ in Crores)

Type of Hedge Risks	Nominal Value of Hedged Instruments *		Carrying Amount of Hedging Instrument #		Hedge Maturity	Hedge Ratio	Changes in Fair Value of Hedging Instrument	Changes in Value of Hedged Item used as the basis for recognizing hedge effectiveness
	Asset	Liabilities	Asset	Liabilities				
<b>Cash Flow Hedge</b>								
Foreign exchange risk								
(i) Foreign Exchange Forward Contracts	-	-	-	-	-	-	-	-

## Notes forming part of the Standalone Financial Statements for the year ended March 31, 2022

### Note 49: Financial Risk Management (contd.)

March 31, 2021

(₹ in Crores)

Type of Hedge Risks	Nominal Value of Hedged Instruments *		Carrying Amount of Hedging Instrument #		Hedge Maturity	Hedge Ratio	Changes in Fair Value of Hedging Instrument	Changes in Value of Hedged Item used as the basis for recognizing hedge effectiveness
	Asset	Liabilities	Asset	Liabilities				
<b>Cash Flow Hedge</b>								
Foreign exchange risk								
(i) Foreign Exchange Forward Contracts	93.35	-	91.88	-	Oct-2020 to May-2021	1:1	(1.47)	1.47

\* Nominal value is the ₹ value of the instrument based on spot rate of the first hedge

# Carrying value is the ₹ value of the instrument based on the spot rate of the reporting date

#### (ii) Disclosure of effect of hedge accounting on financial performance

##### Movement in cash flow hedging reserve

Risk Category	Foreign Currency Risk Foreign Exchange Forward Contract	
	As at March 31, 2022	As at March 31, 2021
<b>Derivative Instrument</b>		
<b>Cash Flow Hedge Reserve</b>		
Opening Balance	0.98	(5.72)
Gain/(loss) recognized in other comprehensive income during the year	(1.12)	4.58
Amount reclassified to Profit and loss during the year	(0.25)	5.72
Tax impact of above	0.39	(3.60)
<b>Closing Balance</b>	<b>-</b>	<b>0.98</b>

#### (c) Regulatory risk

Sugar industry is regulated both by Central Government as well as State Government. Central and State Governments policies and regulations affects the Sugar industry and the Company's operations and profitability. Distillery business is also dependent on the Government policy.

#### (d) Commodity price risk

Sugar industry being cyclical in nature, realizations get adversely affected during downturn. Higher cane price or higher production than the demand ultimately affect profitability. The Company has mitigated this risk by well integrated business model by diversifying into co-generation and distillation, thereby utilizing the by-products.

#### II. Credit risk

Credit risk is the risk that counterparty will not meet its obligations under a financial instrument or customer contract, leading to a financial loss. The Company's sugar sales are mostly on cash. Power and ethanol are sold to state government entities, thereby the credit default risk is significantly mitigated.



**Notes forming part of the Standalone Financial Statements** for the year ended March 31, 2022**Note 49: Financial Risk Management** (contd.)

The impairment for trade receivables are based on assumptions about risk of default and expected loss rates. The Company uses judgement in making these assumptions and selecting the inputs to the impairment calculation, based on The Company's past history, existing market conditions as well as forward looking estimates at the end of each balance sheet date.

Financial assets are written off when there is no reasonable expectation of recovery, however the Company continues to attempt to recover the receivables. Where recoveries are made, subsequently these are recognized in the statement of profit and loss.

The Company major exposure of credit risk is from trade receivables, which are unsecured and derived from external customers.

**Expected credit loss for trade receivable on simplified approach :**

The ageing analysis of the trade receivables (gross of provision) has been considered from the date the invoice falls due:

(₹ in Crores)

Ageing	Carrying Value	Less than 6 months	More than 6 months	Total
<b>As at March 31, 2021</b>				
Gross Carrying Amount	307.47	265.45	42.52	307.97
Expected Credit Loss	-	-	0.50	0.50
<b>Carrying Amount (net of impairment)</b>	<b>307.47</b>	<b>265.45</b>	<b>42.02</b>	<b>307.47</b>
<b>As at March 31, 2022</b>				
Gross Carrying Amount	199.64	187.01	12.63	199.64
Expected Credit Loss	-	-	-	-
<b>Carrying Amount (net of impairment)</b>	<b>199.64</b>	<b>187.01</b>	<b>12.63</b>	<b>199.64</b>

The Company uses a provision matrix to determine impairment loss on portfolio of its trade receivable. The provision matrix is based on its historically observed default data over the expected life of the trade receivable and is adjusted for forward-looking estimates. At every reporting date, the historical observed default rates are updated and changes in forward-looking estimates are analysed. In case of probability of non collection, default rate is 100%. However, there is no material expected credit loss based on the past experience.

The changes in loss allowance for trade receivables is as under :-

Particulars	As at March 31, 2022	As at March 31, 2021
<b>Opening Balance</b>	<b>0.50</b>	-
Provided during the year	-	0.50
Reversed during the year	-	-
<b>Closing Balance</b>	<b>0.50</b>	<b>0.50</b>

"There is no change in the loss allowances measured using expected credit loss model (ECL). The credit risk on cash and bank balances is limited because the counterparties and bank with credit ratings assigned by international credit rating agencies".

**III. Liquidity Risk**

Liquidity risk is defined as the risk that Company will not be able to settle or meet its obligation on time or at a reasonable price. The Company's objective is to at all times maintain optimum levels of liquidity to meet its cash and collateral requirements. The Company's management is responsible for liquidity, funding as well as settlement management. In addition, processes

## Notes forming part of the Standalone Financial Statements for the year ended March 31, 2022

### Note 49: Financial Risk Management (contd.)

and policies related to such risk are overseen by senior management. Management monitors the Company's net liquidity position through rolling, forecast on the basis of expected cash flows.

The table below provides details regarding the remaining contractual maturities of financial liabilities at the reporting date based on contractual undiscounted payments:

As at March 31, 2022

(₹ in Crores)

	Carrying Amount	Less than One Year	More than one year and less than five year	More than 5 Years	Total
Borrowings	879.12	645.59	233.53	-	879.12
Trade payables	231.43	223.01	8.42	-	231.43
Lease Liabilities	6.45	2.64	3.81	-	6.45
Other Liabilities	75.06	75.06	-	-	75.06
<b>Total</b>	<b>1,192.06</b>	<b>946.30</b>	<b>245.76</b>	<b>-</b>	<b>1,192.06</b>

As at March 31, 2021

(₹ in Crores)

	Carrying Amount	Less than One Year	More than one year and less than five year	More than 5 Years	Total
Borrowings	1,141.67	821.63	318.63	1.41	1,141.67
Trade payables	593.85	593.85	-	-	593.85
Lease Liabilities	16.11	5.04	11.07	-	16.11
Other Liabilities	44.43	44.43	-	-	44.43
<b>Total</b>	<b>1,796.06</b>	<b>1,464.95</b>	<b>329.70</b>	<b>1.41</b>	<b>1,796.06</b>

### Note 50: Capital Management

#### (a) Risk Management

For the purpose of the Company's capital management, capital includes issued equity capital, and other equity reserves attributable to the equity shareholders of the Company. The Company's capital management is intended to maximize the return to shareholders for meeting the long-term and short-term goals of the Company through the optimization of the debt and equity balance.

The Company manages its capital structure and makes adjustments in light of changes in the financial condition and the requirements of the financial covenants. To maintain or adjust the capital structure, the Company may adjust the dividend payment to shareholders, return capital to shareholders (buy back its shares) or issue new shares.

In order to achieve this overall objective, the Company's capital management, amongst other things, aims to ensure that it meets financial covenants attached to the interest-bearing loans and borrowings that define capital structure requirements. The Company has complied with these covenants and there have been no breaches in the financial covenants of any interest-bearing loans and borrowings.

The Company's policy is to maintain a strong capital base so as to maintain investor, creditor and market confidence and to sustain future development of the business. The primary objective of the Company's Capital Management is to maximize the shareholder's value. Management also monitors the return on capital. The Board of Directors seek to maintain a balance between the higher returns that might be possible with higher levels of borrowing and the advantages and security afforded by a sound capital position. However, sugar being a seasonal industry, it is very highly capital and working capital intensive, therefore required to raise need based short term and long term debt for smooth running of the operations.

**Notes forming part of the Standalone Financial Statements** for the year ended March 31, 2022**Note 50: Capital Management** (contd.)

The Company monitors capital using a gearing ratio calculated as below:

(₹ in Crores)

Particulars	As at March 31, 2022	As at March 31, 2021
Debt	879.12	1,141.66
Less: Cash and cash equivalents & bank balances	41.06	59.12
<b>Net debt</b>	<b>838.06</b>	<b>1,082.54</b>
Equity	888.48	1,562.89
Gearing Ratio { net debt / (equity + net debt)}	49%	41%

No changes were made in the objectives, policies or processes for managing capital during the year ended March 31, 2022 and March 31, 2021.

**(B) Dividends**

(₹ in Crores)

Particulars	As at March 31, 2022	As at March 31, 2021
	Recognized in the year ending	
<b>(i) Dividends Recognized</b>		
Interim dividend for the year ended March 31, 2022 of ₹ 6/- per equity share (March 31, 2021 ₹ 6/- per share)	39.83	39.83
Final dividend for the year ended March 31, 2021: Nil (March 31, 2020: Nil)	-	-
<b>(ii) Dividend proposed but not recognized in the books of accounts</b>		
In addition to the above dividends, for the year ended March 31, 2022 (March 31, 2021: Nil) the directors have not recommended the payment of a final dividend.	-	-

**Note 51: Ratio Analysis and its Elements****Note 51 (i): Ratios**

(₹ in Crores)

Particulars	Units	March 31, 2022	March 31, 2021	% change from March 31, 2021 to March 31, 2022
Current Ratio	Times	1.12	1.19	(6.09)
Debt-Equity Ratio	Times	0.99	0.73	35.45
Debt Service Coverage ratio	Times	0.34	0.39	(14.50)
Inventory Turnover ratio	Times	1.62	2.34	(30.62)
Trade Receivable Turnover Ratio	Times	4.22	3.27	29.20
Trade Payable Turnover Ratio	Times	4.10	5.14	(20.19)
Net Capital Turnover Ratio	Times	17.93	13.82	29.77
Net Profit ratio	Percentage	6.69%	5.19%	28.82
Return on Equity ratio	Percentage	11.99%	14.90%	(19.53)
Return on Capital Employed	Percentage	14.17%	15.92%	(11.04)
Return on Investment/ Net Worth	Percentage	16.54%	14.00%	18.11

## Notes forming part of the Standalone Financial Statements for the year ended March 31, 2022

### Note 51: Ratio Analysis and its Elements (contd.)

#### Note 51 (ii): Elements of Ratio

(₹ in Crores)

Particulars	March 31, 2022		March 31, 2021	
	Numerator	Denominator	Numerator	Denominator
Current ratio	1,113.02	991.87	1,796.39	1,503.32
Debt- Equity Ratio	879.12	888.48	1,141.66	1,562.89
Debt Service Coverage ratio	225.12	670.07	336.86	857.26
Inventory Turnover ratio	1,713.07	1,055.03	3,389.32	1,448.13
Trade Receivable Turnover Ratio	1,070.82	253.56	1,007.84	308.32
Trade Payable Turnover Ratio	1,693.79	412.64	2,980.27	579.42
Net Capital Turnover Ratio	2,172.02	121.15	4,049.04	293.07
Net Profit Ratio	146.95	2,198.16	218.86	4,217.37
Return on Equity ratio	146.95	1,225.69	218.86	1,468.99
Return on Capital Employed	254.66	1,797.65	384.70	2,415.72
Return on Investment/ Net Worth	146.95	888.48	218.86	1,562.89

#### Note 51 (iii): Consideration of Element of Ratio

i. Current Ratio:	Numerator= Current Assets Denominator= Current Liabilities
ii. Debt-Equity Ratio:	Numerator= Total Debt Denominator= Total Equity - Revaluation Reserve
iii. Debt Service Coverage ratio:	Numerator= Profit After Tax + Interest Cost + Depreciation Denominator= Principal Repayment + Interest Cost"
iv. Inventory Turnover ratio:	Numerator= Cost of Goods Sold Denominator= Average Inventory
v. Trade Receivable Turnover Ratio:	Numerator= Total Credit Sales Denominator= Average Trade Receivables
vi. Trade Payable Turnover Ratio:	Numerator= Total Credit Purchases Denominator= Average Trade Payables"
vii. Net Capital Turnover Ratio:	Numerator= Net Sales Denominator= Working Capital (i.e. Current Assets - Current Liabilities)
viii. Net Profit ratio:	Numerator= Net Profit after tax Denominator= Revenue from operations
ix. Return on Equity ratio:	Numerator= Profit after tax Denominator= Average Total Equity - Revaluation Reserve
x. Return on Capital Employed:	Numerator= Profit Before Tax + Finance cost Denominator= Equity - Revaluation Reserve + Debt + Deferred Tax Liability
xi. Return on Investment/ Networth:	Numerator= Profit after Tax Denominator= Total Equity

**Notes forming part of the Standalone Financial Statements** for the year ended March 31, 2022**Note 51: Ratio Analysis and its Elements** (contd.)**Note 51 (iv): Reasons for more than 25% increase/ (decrease) in above ratios**

The change in ratio is caused mainly due to Demerger of the Company and consequent transfer of Demerged Undertaking to Dhampur Bio Organics Limited (refer note 43), therefore ratios are not comparable.

**Note 52: Events occurring after the balance sheet date**

No adjusting or significant non adjusting events have occurred between the reporting date and date of authorization of financial statements, except as below:

**Note 52 (i): Demerger**

The Hon'ble National Company Law Tribunal ("NCLT"), Prayagraj, on April 27, 2022, sanctioned the Scheme of Arrangement ("Scheme"). The Scheme became effective on May 3, 2022, upon filing of the certified copies of the NCLT Order sanctioning the Scheme, by both the companies, with the Registrar of Companies, Kanpur, the same has been considered as adjusting event, refer note 44 for further details for the preparation of Standalone Financial statements for the year ended March 31, 2022.

**Note 52 (ii): Authorised Share Capital Restructuring**

a. The existing Authorised Share Capital of the Company included ₹ 69,17,40,000 divided into 69,17,400 preference shares of the face value of ₹ 100, which has been reclassified into 6,91,74,000 equity shares of the face value of ₹ 10 amounting to ₹ 69,17,40,000, vide Board Resolution passed in the Board Meeting of the Company held on May 04, 2022, pursuant to Scheme of Arrangement (refer note 43), consequent to which the total number of equity shares of the Company aggregated to 18,30,00,000 equity shares of ₹ 10 each.

b. Further to such reclassification, pursuant to scheme of arrangement (refer note 43) part of authorized share capital of the Company of ₹ 91,50,00,000 divided into 9,15,00,000 equity shares of face value ₹ 10 each has been transferred to and combined with the authorized share capital of Resulting Company i.e. Dhampur Bio Organics Limited, consequent to which the total number of equity shares of the Company aggregated to 9,15,00,000 equity shares of ₹ 10 each.

**Note 53: Borrowings secured against the current assets****Note 53 (i): Details of Borrowing secured against the current assets:**

The Company has obtained working capital limit from consortium of banks, namely Punjab National Bank (Lead Banker), Central Bank, Prathma UP Gramin Bank, State Bank of India and District Cooperative Banks (together referred to as "Working Capital Lenders"). The Company submits periodical statements with Lead Banker, details of which are as follows:

(₹ in Crores)

Name of the bank	Quarter	Particulars of Securities Provided	Amount as per books of account	Amount as reported in the quarterly returns/ statements	Amount of difference
Working Capital Lenders	31/Mar/22	Stock & Debtor	921.93	910.13	11.80
Working Capital Lenders	31/Dec/21	Stock & Debtor	499.98	480.54	19.44
Working Capital Lenders	30/Sep/21	Stock & Debtor	366.66	389.52	(22.86)
Working Capital Lenders	30/Jun/21	Stock & Debtor	684.68	728.60	(43.92)
Working Capital Lenders	31/Mar/21	Stock & Debtor	1,505.58	1,453.80	51.78
Working Capital Lenders	31/Dec/20	Stock & Debtor	928.90	927.14	1.76
Working Capital Lenders	30/Sep/20	Stock & Debtor	843.85	873.78	(29.93)
Working Capital Lenders	30/Jun/20	Stock & Debtor	1,670.33	1,691.24	(20.90)

## Notes forming part of the Standalone Financial Statements for the year ended March 31, 2022

### Note 53: Borrowings secured against the current assets (contd.)

#### Note 53 (ii): Reason for discrepancies :

The Quarterly Returns/ Statements (referred to as ""Bank returns""), which were prepared based on provisional books of accounts and filed before the completion of all financial statement closure activities including Ind AS related adjustments/ reclassifications, as applicable. Also, there were exclusion of certain current assets in the Bank returns filed with the Banks, which led to these differences between the Financial Statements and the bank return.

Further, difference also arises on account of different valuation methodology adopted for valuing the finished goods stock in the books and for the purpose of reporting in the bank return. In the books, stock of finished goods is recorded at lower of cost or net realisable value but for bank purposes it is taken at net realisable value which is determined as per bank norms. However, there is no material difference in reporting the quantity of stock in the bank returns as compared to books of accounts.

### Note 54: Disclosure for COVID 19

The Company is periodically reviewing possible impact of Covid 19 on its business and the same are considered while preparing the above financial results, including internal and external factors as known to the Company, up to the date of approval of these results to assess and finalize the carrying amount of its assets and liabilities. Accordingly as on date, no material impact is anticipated in the carrying amount of its assets and liabilities.

### Note 55: Other Statutory Information

- (i) The Company does not have any transactions with struck off companies.
- (ii) The Company does not have any charges or satisfaction of charges which is yet to be registered with ROC beyond the statutory period. Read along with note 43 (vii).
- (iii) The Company has not traded or invested in Crypto currency or Virtual Currency during the period/year.
- (iv) The Company has not advanced or loaned or invested funds to any other person(s) or entity(ies), including foreign entities (Intermediaries) with the understanding that the Intermediary shall:
  - (a) directly or indirectly lend or invest in other persons or entities identified in any manner whatsoever by or on behalf of the Company (Ultimate Beneficiaries) or
  - (b) provide any guarantee, security or the like to or on behalf of the Ultimate Beneficiaries.
- (v) The Company has not received any fund from any person(s) or entity(ies), including foreign entities (Funding Party) with the understanding (whether recorded in writing or otherwise) that the Company shall:
  - (a) directly or indirectly lend or invest in other persons or entities identified in any manner whatsoever by or on behalf of the Funding Party (Ultimate Beneficiaries) or
  - (b) provide any guarantee, security or the like on behalf of the Ultimate Beneficiaries.
- (vi) The Company has not raised funds on short term basis which have been utilised for long term purposes.
- (viii) The Company has not been declared willful defaulter by any bank or financial institution or other lender. The company has not defaulted in repayment of loans or other borrowings or in the payment of interest thereon to any lender.
- (ix) The Company has complied with the number of layers prescribed under clause (87) of section 2 of the Act read with Companies (Restriction on number of Layers) Rules, 2017, as amended.

### Note 56: Other Notes

- (i) In the opinion of the Board of Directors, Trade Receivables, other current financial assets, and other current assets have a value on realization in the ordinary course of the Company's business, which is at least equal to the amount at which they are stated in the balance sheet.

**Notes forming part of the Standalone Financial Statements** for the year ended March 31, 2022**Note 55: Other Statutory Information** (contd.)

- (ii) The balances of some of the accounts classified as Trade Payables, Trade Receivables, etc. are in the process of reconciliations/ confirmation. In the opinion of Board of directors, the result of such exercise will not have any material impact on the carrying value.
- (iii) The Board of Directors at its meeting held on May 29, 2022 has approved the Standalone Financial Statement for the year ended March 31, 2022..
- (iv) The Schedule III to the Companies Act 2013 vide notification dated 24th March 2021 issued by Ministry of Corporate Affairs (MCA) has been amended with effect from 1st April 2021 and these Financial statements have been presented giving effect to the said amendments. Accordingly, comparative figures of the previous year have been regrouped/ reclassified wherever applicable to make them comparable with those of the current year's figures.

---

The accompanying notes from 1 to 56 forms an integral part of the financial statements.

**For Atul Garg & Associates**

Chartered Accountants  
FRN 001544C

**Fiza Gupta**

Partner

**M No. 429196**

Place: New Delhi

Date: May 29, 2022

**For T R Chadha & Co LLP**

Chartered Accountants  
FRN 006711N/N500028

**Neena Goel**

Partner

**M No. 057986**

**For and on behalf of the Board of Directors****Ashok Kumar Goel**

Chairman

**(DIN 00076553)**

**Susheel Kumar Mehrotra**

Chief Financial Officer

**Gaurav Goel**

Managing Director

**(DIN 00076111)**

**Aparna Goel**

Company Secretary

# Consolidated Financial Statements



## INDEPENDENT AUDITORS' REPORT

To  
The Members of  
Dhampur Sugar Mills Limited

### Report on the Audit of the Consolidated Financial Statements

#### Opinion

We have audited the accompanying Consolidated Financial Statements of Dhampur Sugar Mills Limited (hereinafter referred to as "the Holding Company"), and its subsidiaries (the Holding Company and its subsidiaries together referred to as "the Group"), which comprise the Consolidated Balance Sheet as at March 31, 2022, the Consolidated Statement of Profit and Loss (including Other Comprehensive Income), the Consolidated Statement of Changes in Equity and the Consolidated Statement of Cash Flows for the year then ended, and notes to the Consolidated Financial Statements, including a summary of the significant accounting policies and other explanatory information (hereinafter referred to as "the Consolidated Financial Statements").

In our opinion and to the best of our information and according to the explanations given to us and based on the consideration of reports of other auditors on separate Financial Statements and on the other financial information of the subsidiaries as referred to in 'Other Matters' paragraph below, the aforesaid Consolidated Financial Statements give the information required by the Companies Act, 2013 ("the Act") in the manner so required and give a true and fair view in conformity with the Indian Accounting Standards prescribed under section 133 of the Act read with the Companies (Indian Accounting Standards) Rules, 2015, as amended, ("Ind AS") and other accounting principles generally accepted in India, of the consolidated state of affairs of the Group as at March 31, 2022, and the consolidated profit and consolidated total Other comprehensive income, consolidated changes in equity and its consolidated cash flows for the year then ended.

#### Basis for Opinion

We conducted our audit of the Consolidated Financial Statements in accordance with the Standards on Auditing (SAs) specified under section 143(10) of the Act. Our responsibilities under those Standards are further described in the Auditor's Responsibilities for the Audit of the Consolidated Financial

Statements section of our report. We are independent of the Group in accordance with the Code of Ethics issued by the Institute of Chartered Accountants of India ('ICAI') read together with the independence requirements that are relevant to our audit of the Consolidated Financial Statements under the provisions of the Act and the Rules made thereunder, and we have fulfilled our other ethical responsibilities in accordance with these requirements and the ICAI's Code of Ethics. We believe that the audit evidence obtained by us and the audit evidence obtained by the other auditors in terms of their reports referred to in the Other Matter section below, is sufficient and appropriate to provide a basis for our audit opinion on the Consolidated Financial Statements.

#### Emphasis of Matter

We draw attention to Note. 42 of the Consolidated Financial Statements with respect to Scheme of Arrangement amongst Dhampur Sugar Mills Limited and Dhampur Bio Organics Limited and their respective shareholders and creditors (the 'Scheme') for demerger of Asmoli, Mansurpur and Meerganj units of the Company (collectively referred to as "Demerged Undertakings"). The Scheme has been given effect to from the Appointed Date of April 1, 2021, as approved by the Hon'ble National Company Law Tribunal ("NCLT"), Prayagraj and which is deemed to be the demerger date for the purpose of accounting and consequently financial information in the statement of profit and loss for the year ended March 31, 2021, have been restated.

Our opinion is not modified in respect of this matter.

#### Key Audit Matters

Key audit matters ('KAM') are those matters that, in our professional judgment, were of most significance in our audit of the Consolidated financial statements of the current period. These matters were addressed in the context of our audit of the Consolidated financial statements as a whole, and in forming our opinion thereon, and we do not provide a separate opinion on these matters. We have determined the matters described below to be the key audit matters to be communicated in our report.

Key Audit Matter	How our audit addressed the Key Audit Matter
<p><b>1. Discontinued Operations</b></p> <p>The Group has demerged its Asmoli, Mansurpur and Meerganj units (the "Units") to Dhampur Bio Organics Limited ("DBOL") ('the Demerger') pursuant to a Scheme of Arrangement ('the Scheme'). The Scheme was approved by the National Company Law Tribunal (NCLT) with an Appointed date of April 1, 2021. Consequently, Dhampur Bio Organics Ltd and Dhampur International Pte Ltd, have ceased to be subsidiaries of the Holding Company w.e.f. appointed date. We have identified this transaction relating to discontinued operations, as a key audit matter because of significant complexities in its accounting and disclosure requirements.</p>	<p><b>Principle Audit Procedures</b></p> <ul style="list-style-type: none"> <li>▪ We obtained and read the key documents relating to the transfer of the Demerged Undertakings (scheme of arrangement and approval granted by NCLT).</li> <li>▪ We have evaluated whether the method of accounting followed by the Company is in accordance with the scheme approved by NCLT and the relevant accounting guidelines.</li> <li>▪ We assessed the adequacy and appropriateness of the disclosures in the financial statements, relating to the discontinued operations and the transfer of segment, as required by the accounting standards.</li> <li>▪ Based on the above procedures performed, the method of accounting and disclosures relating to the transfer of the Demerged Undertakings are considered to be adequate and reasonable.</li> </ul>
<p><b>2. Determination of NRV of Sugar for comparison with Cost of Production (COP) for valuation of inventory:</b></p> <p>As on March 31, 2022, the Group has an inventory of Sugar with a carrying amount of ₹ 702.07 crores. The Inventory of Sugar is valued at a lower of Cost and Net Realisable Value. We considered the value of the inventory of sugar as a key audit matter given the relative value of inventory in the financial statements and significant judgement involved in the consideration of factors such as minimum sale price, monthly quota, and fluctuation in domestic and international selling prices in the valuation of NRV.</p>	<p><b>Principal Audit Procedures</b></p> <ul style="list-style-type: none"> <li>▪ We understood and tested the design and operating effectiveness of controls as established by the management in the determination of cost of production and net realizable value of the inventory of sugar.</li> <li>▪ We considered various factors including the prevailing unit specific domestic selling price during and subsequent to the year end, minimum selling price &amp; monthly quota, selling price for contracted sugar export and initiatives taken by the Government with respect to sugar industry as a whole.</li> <li>▪ Based on the above procedures performed, the management's determination of the net realizable value of the inventory of sugar as at the year-end and comparison with cost for valuation of inventory is considered to be reasonable.</li> </ul>
<p><b>3. Recognition of Deferred Tax Assets (DTA) relating to minimum alternate tax (MAT) credit entitlement and re-measurement of Deferred Tax</b></p> <p>The Group has made an assessment of dual tax structures and decided to continue with the existing tax structure until the utilization of MAT credits and to measure deferred tax assets and liabilities at the tax rates that are expected to apply for its reversal in future. Accordingly, deferred tax assets and liabilities that are expected to reverse when the respective companies would migrate to new lower tax regime have been measured at lower tax rate.</p> <p>We considered the re-measurement of deferred tax assets and liabilities based on migration to lower tax regime and recognition of deferred tax assets relating to MAT credit entitlement as a key audit matter because significant judgement is required in forecasting future taxable profits for recognition of deferred tax asset relating to MAT credit entitlement as well as for migration to new lower tax regime.</p>	<p><b>Principal Audit Procedures</b></p> <p>We considered the issue of recognition of deferred tax asset and liabilities based on the tax rates expected to be applied at the time of its reversal and assessed the appropriateness of Group's accounting policy for recognition of deferred tax assets and liabilities and compliance of the policy with the requirement of prevailing accounting standards.</p> <p>Based on the above procedures performed, the recognition of deferred tax assets relating to the MAT credit entitlement and measurement of deferred tax assets and liabilities using the tax rates applicable at the time of reversal are considered adequate and reasonable.</p>

Key Audit Matter	How our audit addressed the Key Audit Matter
<p><b>4. Contingent Liabilities- Contingencies related to Regulatory, Direct and Indirect tax matters</b></p> <p>The Group has material contingencies related to Regulatory, Direct and Indirect tax matters which are under dispute with various authorities as more fully described in Note 39 (I) to the Consolidated Financial Statements. The Group exercises significant judgment to determine the possible outcome of these disputes. Thereafter, the Group makes a determination for recording/ write-back of provisions or alternatively disclosing them as contingencies unless the matters are considered as remote.</p> <p>We identified this as a key audit matter because the estimates on which these amounts are based involve a significant degree of management judgement in interpreting the cases and it may be subject to management bias.</p>	<p><b>Direct and Indirect tax matters</b></p> <p><b>Principal Audit Procedures</b></p> <p>We have obtained an understanding of the Group's internal instructions and procedures in respect of the estimation and disclosure of contingent liabilities and adopted the following audit procedures:</p> <ul style="list-style-type: none"> <li>▪ understood and tested the design and operating effectiveness of controls as established by the management for obtaining all relevant information for pending litigation cases;</li> <li>▪ discussing with the management any material developments and latest status of legal matters;</li> <li>▪ read various correspondences and related documents pertaining to litigation cases produced by the management and performed substantive procedures on calculations supporting the disclosure of contingent liabilities; examining management's judgements and assessments of whether provisions are required; considering the management assessments of those matters that are not disclosed as the probability of material outflow is considered to be remote;</li> <li>▪ reviewing the adequacy and completeness of disclosures;</li> </ul> <p>Based on the above procedures performed, the estimation and disclosures of contingent liabilities are considered to be adequate and reasonable.</p>

### Information Other than the Consolidated Financial Statements and Auditor's Report Thereon

The Holding Company's Board of Directors is responsible for the other information. The other information comprises the information included in the Management Discussion and Analysis, Report on Corporate Governance and Director's Report including Annexures to Director's Report, Business Responsibility Report and Shareholder's Information, but does not include the Consolidated Financial Statements and our auditor's report thereon. The aforesaid report is expected to be made available to us after the date of this auditor's report.

Our opinion on the Consolidated Financial Statements does not cover the other information and we do not express any form of assurance conclusion thereon.

In connection with our audit of the Consolidated Financial Statements, our responsibility is to read the other information identified above when it becomes available and, in doing so, consider whether the other information is materially inconsistent with the Consolidated Financial Statements or our knowledge obtained during the course of our audit or otherwise appears to be materially misstated.

When we read the Holding company's annual report and if we conclude that there is a material misstatement therein, we are required to communicate the matter to those charged with governance and shall take appropriate actions, if required.

### Responsibilities of Management and Those Charged with Governance for the Consolidated Financial Statements

The Holding Company's Board of Directors is responsible for the matters stated in section 134(5) of the Companies Act, 2013 ("the Act") with respect to the preparation of these Consolidated Financial Statements that give a true and fair view of the consolidated financial position, consolidated financial performance, consolidated changes in equity and consolidated cash flows of the Group in accordance with the accounting principles generally accepted in India, including the Indian Accounting Standards (Ind AS) specified under section 133 of the Act.

The respective Board of Directors of the entities included in the Group are responsible for the maintenance of adequate accounting records in accordance with the provisions of the

Act for the safeguarding of the assets of each entity and for preventing and detecting frauds and other irregularities; the selection and application of appropriate accounting policies; making judgments and estimates that are reasonable and prudent; and the design, implementation and maintenance of adequate internal financial controls, that were operating effectively for ensuring the accuracy and completeness of the accounting records, relevant to the preparation and presentation of the Consolidated Financial Statements that give a true and fair view and are free from material misstatement, whether due to fraud or error, which have been used for the purpose of preparation of the Consolidated Financial Statements by the Directors of the Holding Company, as aforesaid.

In preparing the Consolidated Financial Statements, the respective Board of Directors of the companies included in the Group are responsible for assessing the Company's ability to continue as a going concern, disclosing, as applicable, matters related to going concern and using the going concern basis of accounting unless Board of Directors either intends to liquidate the entity or to cease operations, or has no realistic alternative but to do so.

The respective Board of Directors of the companies included in the Group are responsible for overseeing the financial reporting process of each entity.

### **Auditor's Responsibilities for the Audit of the Consolidated Financial Statements**

Our objectives are to obtain reasonable assurance about whether the Consolidated Financial Statements as a whole are free from material misstatement, whether due to fraud or error, and to issue an auditor's report that includes our opinion. Reasonable assurance is a high level of assurance but is not a guarantee that an audit conducted in accordance with SAs will always detect a material misstatement when it exists. Misstatements can arise from fraud or error and are considered material if, individually or in the aggregate, they could reasonably be expected to influence the economic decisions of users taken on the basis of these Consolidated Financial Statements.

As part of an audit in accordance with SAs, we exercise professional judgment and maintain professional skepticism throughout the audit. We also:

- Identify and assess the risks of material misstatement of the Consolidated Financial Statements, whether due to fraud or error, design and perform audit procedures responsive to those risks, and obtain audit evidence that is sufficient and appropriate to provide a basis for our opinion. The risk of not detecting a material misstatement resulting from fraud is higher than for one resulting from

error, as fraud may involve collusion, forgery, intentional omissions, misrepresentations, or the override of internal control.

- Obtain an understanding of internal control relevant to the audit in order to design audit procedures that are appropriate in the circumstances. Under section 143(3)(i) of the Companies Act, 2013, we are also responsible for expressing our opinion on whether the Holding company has adequate internal financial controls system in place and the operating effectiveness of such controls.
- Evaluate the appropriateness of accounting policies used and the reasonableness of accounting estimates and related disclosures made by the management of the Holding Company.
- Conclude on the appropriateness of management's or the Holding Company use of the going concern basis of accounting in preparation of Consolidated Financial Statements and, based on the audit evidence obtained, whether a material uncertainty exists related to events or conditions that may cast significant doubt on the appropriateness of this assumption. If we conclude that a material uncertainty exists, we are required to draw attention in our auditor's report to the related disclosures in the Consolidated Financial Statements or, if such disclosures are inadequate, to modify our opinion. Our conclusions are based on the audit evidence obtained up to the date of our auditor's report. However, future events or conditions may cause the Group to cease to continue as a going concern.
- Evaluate the overall presentation, structure and content of the Consolidated Financial Statements, including the disclosures, and whether the Consolidated Financial Statements represent the underlying transactions and events in a manner that achieves fair presentation.
- Obtain sufficient appropriate audit evidence regarding the financial information of the entities or business activities within the Group to express an opinion on the consolidated financial statements. We are responsible for the direction, supervision and performance of the audit of the financial statements of such entities included in the Consolidated Financial Statements of which we are the independent auditors. For the other entities included in the Consolidated Financial Statements, which have been audited by other auditors, such other auditors remain responsible for the direction, supervision and performance of the audits carried out by them. We remain solely responsible for our audit opinion.

Materiality is the magnitude of misstatements in the Consolidated Financial Statements that, individually or in

aggregate, makes it probable that the economic decisions of a reasonably knowledgeable user of the Consolidated Financial Statements may be influenced. We consider quantitative materiality and qualitative factors in (i) planning the scope of our audit work and in evaluating the results of our work; and (ii) to evaluate the effect of any identified misstatements in the Consolidated Financial Statements.

We communicate with those charged with governance of the Holding Company, among other matters, the planned scope and timing of the audit and significant audit findings, including any significant deficiencies in internal control that we identify during our audit.

We also provide those charged with governance with a statement that we have complied with relevant ethical requirements regarding independence, and to communicate with them all relationships and other matters that may reasonably be thought to bear on our independence, and where applicable, related safeguards.

From the matters communicated with those charged with governance, we determine those matters that were of most significance in the audit of the Consolidated Financial Statements of the current period and are therefore the key audit matters. We describe these matters in our auditor's report unless law or regulation precludes public disclosure about the matter or when, in extremely rare circumstances, we determine that a matter should not be communicated in our report because the adverse consequences of doing so would reasonably be expected to outweigh the public interest benefits of such communication.

### Other Matters

We did not audit the standalone financial statements of two subsidiaries viz EHAAT Limited, and DETS Limited considered in the preparation of the Consolidated Financial Statements and which together constitute total assets of ₹58.29 Crores as at March 31, 2022, total revenue of ₹ 78.72 Crores and total comprehensive income (comprising of net income after tax and other comprehensive income) of ₹ 0.31 Crores for the year ended March 31, 2022. These standalone financial statements and other financial information have been audited by other firms of Chartered accountants whose reports have been furnished to us by the Management, and our opinion on the Consolidated Financial Statements, in so far as it relates to the amounts and disclosures included in respect of these subsidiaries, and our report in terms of sub-section (3) of section 143 of the Act, in so far as it relates to the aforesaid subsidiaries, is based solely on the report of the other auditors.

Our opinion on the Consolidated Financial Statements, and our report on Other Legal and Regulatory Requirements below, is not modified in respect of the above matters with

respect to our reliance on the work done and the reports of the other auditors and the financial statements provided by the Management.

### Report on Other Legal and Regulatory Requirements

1. As required by Section 143(3) of the Act, based on our report, we report that:
  - (a) We have sought and obtained all the information and explanations which to the best of our knowledge and belief were necessary for the purposes of our audit of the aforesaid Consolidated Financial Statements.
  - (b) In our opinion, proper books of account as required by law relating to the preparation of the aforesaid Consolidated Financial Statements have been kept so far as it appears from our examination of those books and the reports of the other auditors.
  - (c) The Consolidated Balance Sheet, the Consolidated Statement of Profit and Loss (including other comprehensive income), the Consolidated Statement of Changes in Equity and the Consolidated Statement of Cash Flow dealt with by this Report are in agreement with the relevant books of account maintained for the purpose of preparation of the Consolidated Financial Statements.
  - (d) In our opinion, the aforesaid Consolidated Financial Statements comply with the Accounting Standards specified under Section 133 of the Act, read with Rule 7 of the Companies (Accounts) Rules, 2014.
  - (e) On the basis of the written representations received from the directors of the Holding Company as on March 31, 2022 taken on record by the Board of Directors of the Holding Company and reports of the statutory auditors of its subsidiary companies which are incorporated in India, none of the directors of the Group's companies incorporated in India is disqualified as on March 31, 2022 from being appointed as a director in terms of Section 164 (2) of the Act.
  - (f) With respect to the adequacy of the internal financial controls over financial reporting and the operating effectiveness of such controls, refer to our separate Report in "Annexure A" which is based on the auditors' reports of the Holding company, and subsidiary companies incorporated in India. Our report expresses an unmodified opinion on the adequacy and operating effectiveness of internal financial controls over financial reporting of those companies.

- (g) With respect to the matter to be included in the Auditor's Report in accordance with the requirements of section 197(16) of the Act, as amended:

In our opinion and according to the information and explanation given to us, the remuneration paid during the current year by the Holding Company and its subsidiaries which are incorporated in India to its directors is in accordance with the provisions of Section 197 of the Act. The remuneration paid to any director by the Holding Company and its subsidiaries which are incorporated in India, is not in excess of the limit laid down under Section 197 of the Act. The Ministry of Corporate Affairs has not prescribed other details under Section 197(16) of the Act which are required to be commented upon by us.

- (h) With respect to the other matters to be included in the Auditor's Report in accordance with Rule 11 of the Companies (Audit and Auditors) Rules, 2014, in our opinion and to the best of our information and according to the explanations given to us:

- i. The Consolidated Financial Statements disclose the impact of pending litigations on its consolidated financial position of the Group-Refer Note 39 to the Consolidated Financial Statements;
- ii. The Group has made provision, as required under the applicable law or accounting standards, for material foreseeable losses, if any, on long-term contracts including derivative contracts;
- iii. There has been no delay in transferring amounts, required to be transferred, to the Investor Education and Protection Fund by the Company.
- iv. (a) The respective Managements of the Company and its subsidiaries which are companies incorporated in India, whose financial statements have been audited under the Act, have represented to us that, to the best of their knowledge and belief, no funds (which are material either individually or in the aggregate) have been advanced or loaned or invested (either from borrowed funds or share premium or any other sources or kind of funds) by the Company or any of such subsidiaries to or in any other

person or entity, including foreign entity ("Intermediaries"), with the understanding, whether recorded in writing or otherwise, that the Intermediary shall, directly or indirectly lend or invest in other persons or entities identified in any manner whatsoever by or on behalf of the Company or any of such subsidiaries ("Ultimate Beneficiaries") or provide any guarantee, security or the like on behalf of the Ultimate Beneficiaries.

- (b) The respective Managements of the Company and its subsidiaries which are companies incorporated in India, whose financial statements have been audited under the Act, have represented to us that, to the best of their knowledge and belief, no funds (which are material either individually or in the aggregate) have been received by the Company or any of such subsidiaries from any person or entity, including foreign entity ("Funding Parties"), with the understanding, whether recorded in writing or otherwise, that the Company or any of such subsidiaries shall, directly or indirectly, lend or invest in other persons or entities identified in any manner whatsoever by or on behalf of the Funding Party ("Ultimate Beneficiaries") or provide any guarantee, security or the like on behalf of the Ultimate Beneficiaries.
- (c) Based on the audit procedures that have been considered reasonable and appropriate in the circumstances performed by us on the Company and its subsidiaries which are companies incorporated in India whose financial statements have been audited under the Act, nothing has come to our notice that has caused us to believe that the representations under sub-clause (i) and (ii) of Rule 11(e), as provided under (a) and (b) above, contain any material misstatement.
- v. The interim dividend declared and paid by the Group during the year and until the date of this audit report is in accordance with section 123 of the Companies Act 2013.

2. With respect to the matters specified in paragraphs 3(xxi) and 4 of the Companies (Auditor's Report) Order, 2020 (the "Order"/ "CARO") issued by the Central Government in terms of Section 143(11) of the Act, to be included in the Auditor's report, according to the information and explanations given to us, and based on the CARO reports issued by the auditors of the subsidiary, included in the consolidated financial statements of the Company, to which reporting under CARO is applicable, provided to us by the Management of the Company and based on the identification of matters of qualifications or adverse remarks in their CARO reports by the respective component auditors and provided to us, we report that the auditors of such companies have not reported any qualifications or adverse remarks in their CARO report except for the following:

No.	Name of the Company	CIN	Nature of Relationship	Clause Number of CARO report with qualification or adverse remark
1.	DETS LIMITED	U74900UP2011PLC045167	Subsidiary Company	CARO clause number 3 (xvii)

**For Atul Garg & Associates**  
Chartered Accountants  
Firm Registration No.001544C

**For T R Chadha & Co LLP**  
Chartered Accountants  
Firm Registration No.006711N/N500028

**Fiza Gupta**  
Partner  
Membership No. 429196  
Place of signature: New Delhi  
Date: May 29, 2022  
UDIN: 22429196AJVKZY1144

**Neena Goel**  
Partner  
Membership No. 057986  
Place of signature: New Delhi  
Date: May 29, 2022  
UDIN: 22057986AJVMTQ6763

## **Annexure A to the Independent Auditors' Report on the Consolidated Financial Statements of the Dhampur Sugar Mills Limited for the year ended March 31, 2022**

**Report on the Internal Financial Controls with reference to aforesaid Consolidated Financial Statements under Clause (i) of Sub-section 3 of Section 143 of the Companies Act, 2013 ("the Act")**

**(Referred to in paragraph 1 (f) under 'Report on Other Legal and Regulatory Requirements' section of our report of even date)**

### **Opinion**

In conjunction with our audit of the Consolidated Financial Statements of Dhampur Sugar Mills Limited ("the Holding Company") as of March 31, 2022, we have audited the internal financial controls over financial reporting with reference to the Consolidated Financial Statements of the Holding Company and such companies incorporated in India under the Companies Act, 2013 which are its subsidiary companies, as of that date.

In our opinion, to the best of our information and according to the explanations given to us and based on the consideration of the reports of other auditors referred to in the Other Matters paragraph below, the Holding company, and its subsidiary companies, which are companies incorporated in India, have, in all material respects, an adequate internal financial controls system over financial reporting and such internal financial controls over financial reporting were operating effectively as at March 31, 2021, based on the criteria for internal financial control over financial reporting established by the respective companies considering the essential components of internal control stated in the Guidance Note on Audit of Internal Financial Controls Over Financial Reporting issued by the Institute of Chartered Accountants of India (the "Guidance Note").

### **Management's Responsibility for Internal Financial Controls**

The respective company's management and the Board of Directors are responsible for establishing and maintaining internal financial controls with reference to consolidated financial statements based on the criteria established by the respective company, considering the essential components of internal control stated in the Guidance Note. These responsibilities include the design, implementation and maintenance of adequate internal financial controls that were operating effectively for ensuring the orderly and efficient conduct of its business, including adherence to the respective company's policies, the safeguarding of its assets, the prevention and detection of frauds and errors, the accuracy and completeness of the accounting records, and the timely preparation of reliable financial information, as required under the Companies Act, 2013 (hereinafter referred to as "the Act").

### **Auditors' Responsibility**

Our responsibility is to express an opinion on the internal financial controls over financial reporting with reference to Consolidated Financial Statements based on our audit. We conducted our audit in accordance with the Guidance Note and the Standards on Auditing, prescribed under section 143(10) of the Act, to the extent applicable to an audit of internal financial controls with reference to consolidated financial statements. Those Standards and the Guidance Note require that we comply with ethical requirements and plan and perform the audit to obtain reasonable assurance about whether adequate internal financial controls over financial reporting with reference to consolidated financial statements were established and maintained and if such controls operated effectively in all material respects.

Our audit involves performing procedures to obtain audit evidence about the adequacy of the internal financial controls with reference to Consolidated Financial Statements and their operating effectiveness. Our audit of internal financial controls over financial reporting with reference to Consolidated Financial Statements included obtaining an understanding of internal financial controls over financial reporting with reference to Consolidated Financial Statements, assessing the risk that a material weakness exists, and testing and evaluating the design and operating effectiveness of the internal controls based on the assessed risk. The procedures selected depend on the auditor's judgement, including the assessment of the risk of misstatement of the Consolidated Financial Statements, whether due to fraud or error.

We believe that the audit evidence we have obtained and the audit evidence obtained by the other auditors in terms of their reports referred to is sufficient and appropriate to provide a basis for our audit opinion on the internal financial controls system over financial reporting with reference to Consolidated Financial Statements.

### **Meaning of Internal Financial Controls with reference to Consolidated Financial Statements**

A company's internal financial controls over financial reporting with reference to Consolidated Financial Statements is a process designed to provide reasonable assurance regarding the reliability of financial reporting and the preparation of Consolidated Financial Statements for external purposes in



accordance with generally accepted accounting principles. A company's internal financial control over financial reporting includes those policies and procedures that (1) pertain to the maintenance of records that, in reasonable detail, accurately and fairly reflect the transactions and dispositions of the assets of the company; (2) provide reasonable assurance that transactions are recorded as necessary to permit preparation of Consolidated Financial Statements in accordance with generally accepted accounting principles, and that receipts and expenditures of the company are being made only in accordance with authorizations of management and directors of the company; and (3) provide reasonable assurance regarding prevention or timely detection of unauthorized acquisition, use, or disposition of the company's assets that could have a material effect on the Consolidated Financial Statements.

### **Inherent Limitations of Internal Financial Controls with reference to Consolidated Financial Statements**

Because of the inherent limitations of internal financial

controls over financial reporting with reference to Consolidated Financial Statements, including the possibility of collusion or improper management override of controls, material misstatements due to error or fraud may occur and not be detected. Also, projections of any evaluation of the internal financial controls over financial reporting with reference to consolidated financial statements to future periods are subject to the risk that the internal financial controls over financial reporting with reference to consolidated financial statements may become inadequate because of changes in conditions, or that the degree of compliance with the policies or procedures may deteriorate.

### **Other Matters**

Our aforesaid report under Section 143 (3) (i) of the Act on the adequacy and operating effectiveness of the internal financial controls over financial reporting with reference to Consolidated Financial Statements insofar as it related to two subsidiary company, which is incorporated in India, is based on the corresponding report of auditors of such company.

---

#### **For Atul Garg & Associates**

Chartered Accountants  
Firm Registration No.001544C

#### **Fiza Gupta**

Partner  
Membership No. 429196  
Place of signature: New Delhi

Date: May 29, 2022  
UDIN: 22429196AJVKZY1144

#### **For T R Chadha & Co LLP**

Chartered Accountants  
Firm Registration No.006711N/N500028

#### **Neena Goel**

Partner  
Membership No. 057986  
Place of signature: New Delhi

Date: May 29, 2022  
UDIN: 22057986AJVMTQ6763

# CONSOLIDATED BALANCE SHEET as at March 31, 2022

CIN No :-L15249UP1933PLC000511

(₹ in Crores)

Particulars	Note No.	As at March 31, 2022	As at March 31, 2021
<b>ASSETS</b>			
<b>(1) Non - current assets</b>			
(a) Property, plant and equipment	4	990.34	1,593.22
(b) Right-of use-asset	5 (i)	6.83	18.43
(c) Capital work - in - progress	6	28.74	21.24
(d) Goodwill	7	-	0.01
(e) Other intangible assets	8	2.08	2.48
(f) Biological asset	9 (i)	-	#
(g) Financial assets			
(i) Investments	10	5.14	2.60
(ii) Others financial assets	12 (i)	1.98	2.90
(h) Other non - current assets	13 (i)	15.98	24.25
<b>Sub total (Non current assets)</b>		<b>1,051.09</b>	<b>1,665.13</b>
<b>(2) Current assets</b>			
(a) Inventories	14	852.35	1,292.55
(b) Biological asset	9 (ii)	1.37	1.04
(c) Financial assets			
(i) Trade receivables	15	159.91	296.80
(ii) Cash and cash equivalents	16	44.55	72.45
(iii) Bank Balances other than (ii) above	17	14.00	7.75
(iv) Loans	11	1.78	7.98
(v) Others financial assets	12 (ii)	0.90	4.88
(d) Other current assets	13 (ii)	38.66	122.01
<b>Sub total (Current assets)</b>		<b>1,113.52</b>	<b>1,805.46</b>
(e) Assets classified as held for sale - continuing operation		0.21	0.21
<b>Total assets</b>		<b>2,164.82</b>	<b>3,470.80</b>
<b>EQUITY AND LIABILITIES</b>			
<b>EQUITY</b>			
(a) Equity share capital	18	66.38	66.45
(b) Other equity	19	818.60	1,493.60
<b>Equity attributable to the owners of the parent</b>		<b>884.98</b>	<b>1,560.05</b>
Non-Controlling Interest	19	-	-
<b>Sub total (Equity)</b>		<b>884.98</b>	<b>1,560.05</b>
<b>LIABILITIES</b>			
<b>(1) Non - current liabilities</b>			
(a) Financial liabilities			
(i) Borrowings	20 (i)	233.53	320.13
(ii) Lease Liabilities	5 (ii)	3.81	11.07
(b) Other non - current liabilities	24 (i)	1.60	9.21
(c) Provisions	22 (i)	15.32	32.80
(d) Deferred tax liabilities (net)	23	30.05	33.69
<b>Sub total (non current liabilities)</b>		<b>284.31</b>	<b>406.90</b>
<b>(2) Current liabilities</b>			
(a) Financial liabilities			
(i) Borrowings	20 (ii)	645.59	821.68
(ii) Trade payables			
(A) total outstanding due of micro enterprises and small enterprises; and	25	2.74	4.64
(B) trade payable other than (A) above	25	228.97	589.34
(iii) Lease Liabilities	5 (ii)	2.64	5.17
(iv) Other financial liabilities	21	75.11	44.46
(b) Other current liabilities	24 (ii)	34.52	24.87
(c) Provisions	22 (ii)	5.22	9.04
(d) Current tax liabilities (net)	26	0.74	4.65
<b>Sub total (current liabilities)</b>		<b>995.53</b>	<b>1,503.85</b>
<b>Total equity &amp; liabilities</b>		<b>2,164.82</b>	<b>3,470.80</b>

See accompanying significant accounting policies and notes to the Financial statements - 1 to 58.

This is the Balance Sheet referred to in our report of even date

For Atul Garg & Associates  
Chartered Accountants  
FRN 001544C

For T R Chadha & Co LLP  
Chartered Accountants  
FRN 006711N/N500028

For and on behalf of the Board of Directors

Fiza Gupta  
Partner  
M No. 429196

Neena Goel  
Partner  
M No. 057986

Ashok Kumar Goel  
Chairman  
(DIN 00076553)

Gaurav Goel  
Managing Director  
(DIN 00076111)

Place: New Delhi  
Date: May 29, 2022

Susheel Kumar Mehrotra  
Chief Financial Officer

Aparna Goel  
Company Secretary

## CONSOLIDATED STATEMENT OF PROFIT AND LOSS for the year ended March 31, 2022

CIN No :-L15249UP1933PLC000511

(₹ in Crores)

Particulars	Note No.	For the year ended March 31, 2022	For the year ended March 31, 2021
<b>Continuing Operations</b>			
I Revenue from operations	27	2,162.98	2,232.97
II Other income	28	10.64	12.07
<b>III Total income (I + II)</b>		<b>2,173.62</b>	<b>2,245.04</b>
<b>IV Expenses</b>			
Cost of materials consumed	29	1,600.55	1,485.15
Excise duty on sale of goods	30	258.93	74.90
Purchase of Stock-in-Trade	31	24.21	26.73
Changes in inventories of finished goods, stock - in - trade and work - in - progress	32	(274.49)	95.65
Employee benefits expenses	33	78.16	79.22
Finance costs	34	50.16	39.02
Depreciation and amortization expenses	35	50.29	51.15
Other expenses	36	184.23	194.60
<b>Total expenses (IV)</b>		<b>1,972.04</b>	<b>2,046.42</b>
<b>V Profit / (loss) before exceptional items and tax from continuing operations (III - IV)</b>		<b>201.58</b>	<b>198.62</b>
VI Exceptional items		-	-
<b>VII Profit / (loss) before tax from continuing operations (V - VI)</b>		<b>201.58</b>	<b>198.62</b>
<b>VIII Tax expense</b>			
(1) Current tax	37	34.50	36.75
(2) Deferred tax	37	23.05	18.52
<b>Total Tax expense (VIII)</b>		<b>57.55</b>	<b>55.27</b>
<b>IX Profit from Continuing operation after Taxes (VII- VIII)</b>		<b>144.03</b>	<b>143.35</b>
<b>X Profit from discontinued operation before Taxes</b>			
Exceptional items for discontinued operations	43	-	-
Profit/(Loss) for the period from discontinued operations after exceptional items before taxes	43	-	116.52
Income tax expenses of discontinued operations	43	-	30.91
<b>Profit from Discontinuing operation after Taxes (X)</b>		<b>-</b>	<b>85.61</b>
<b>XI Profit / (loss) for the period (IX + X)</b>		<b>144.03</b>	<b>228.96</b>
<b>XII Other comprehensive income for Continuing operation</b>			
A (i) Items that will not be reclassified to profit or loss			
-- Remeasurement of post-employment benefits obligation		0.47	(0.65)
-- Change in Fair value of FVOCI equity investments		2.73	1.50
(ii) Income tax relating to items that will not be reclassified to profit or loss	23	(0.44)	0.08
B Items that will be reclassified to profit or loss			
(i) Net change in intrinsic value of derivatives designated as cash flow hedges		(1.12)	9.90
(ii) Income tax relating to items that will be reclassified to profit or loss	23	0.39	(3.46)
<b>Total other comprehensive income for Continuing operation (XII)</b>		<b>2.03</b>	<b>7.37</b>
<b>XIII Other comprehensive income from discontinued operation before taxes</b>			
Income tax		-	(0.47)
<b>Total Other comprehensive income from discontinued operation after taxes (XIII)</b>		<b>-</b>	<b>1.14</b>
<b>XIV Total comprehensive income for the period (XI + XII+XIII)</b>		<b>146.06</b>	<b>237.47</b>
<b>XV Profit for the year from continuing operation attributable to:-</b>			
(i) Owners of the parent		144.04	143.58
(ii) Non controlling interest		(0.01)	(0.23)
<b>Profit for the year from discontinuing operation attributable to:-</b>			
(i) Owners of the parent		-	85.61
(ii) Pre acquisition profit attributable to owners		-	-
<b>Profit for the year from total operation attributable to:-</b>			
(i) Owners of the parent		144.04	229.19
(ii) Pre acquisition profit attributable to owners		-	-
(iii) Non- controlling interest		(0.01)	(0.23)
<b>Other comprehensive income for the year attributable to:-</b>			
(i) Owners of the parent		2.03	8.50
(ii) Non- controlling interest		-	-
<b>Total comprehensive income for the year attributable to:-</b>			
(i) Owners of the parent		146.07	237.69
(ii) Pre acquisition profit attributable to owners		-	-
(ii) Non- controlling interest		(0.01)	(0.23)
<b>XVI Earning per equity share ( face value of ₹ 10 each) for continuing operations</b>	38		
Basic and Diluted (in ₹)		21.70	21.63
<b>Earning per equity share ( face value of ₹ 10 each) for discontinued operations</b>			
Basic and Diluted (in ₹)		-	12.89
<b>Earning per equity share ( face value of ₹ 10 each) for continuing and discontinued operations</b>			
Basic and Diluted (in ₹)		21.70	34.52

See accompanying significant accounting policies and notes to the Financial statements - 1 to 58.

This is Statement of Profit and Loss Statement referred to in our report of even date

For Atul Garg & Associates  
Chartered Accountants  
FRN 001544C

For T R Chadha & Co LLP  
Chartered Accountants  
FRN 006711N/N500028

For and on behalf of the Board of Directors

Fiza Gupta  
Partner  
M No. 429196

Neena Goel  
Partner  
M No. 057986

Ashok Kumar Goel  
Chairman  
(DIN 00076553)

Gaurav Goel  
Managing Director  
(DIN 00076111)

Place: New Delhi  
Date: May 29, 2022

Susheel Kumar Mehrotra  
Chief Financial Officer

Aparna Goel  
Company Secretary

# CONSOLIDATED STATEMENT OF CHANGES IN EQUITY for the year ended March 31, 2022

CIN No :- L15249UP1933PLC000511

## A. Equity share capital

(₹ in Crores)

Particulars	As at March 31, 2022		As at March 31, 2021	
	No. of Shares	Amount	No. of Shares	Amount
Balance at the beginning of the year	6,67,13,086	66.45	6,67,13,086	66.45
Changes in equity share capital during the year	(325,496)	(0.07)	-	-
Balance at the end of the reporting period	<b>6,63,87,590</b>	<b>66.38</b>	<b>6,67,13,086</b>	<b>66.45</b>

## B. Other Equity

(₹ in Crores)

Particulars	Surplus						Others reserves				Total	
	Capital reserve	Security premium	Storage fund/ reserve for molasses	Capital redemption reserve	General reserve	Retained earnings	Remeasurement of post-employment benefits obligation	FVOCI equity investment reserve	Foreign currency translation reserve	FVOCI cash flow hedge reserve		Non Controlling Interest
<b>Balance as at April 1, 2020</b>	7.56	379.94	1.58	3.72	122.04	789.73	(4.31)	(0.22)	0.90	(5.72)	0.23	<b>1,295.45</b>
Profit for the year	-	-	-	-	-	229.19	-	-	-	-	(0.23)	228.96
Loss on sale of equity trf from OCI to Retained Earning	-	-	-	-	-	(0.01)	-	-	-	-	-	(0.01)
Other comprehensive income	-	-	-	-	-	-	0.20	1.58	0.02	0.98	-	2.78
Molasses fund created during the year	-	-	0.53	-	-	-	-	-	-	-	-	0.53
Interim Dividend paid, inclusive of taxes	-	-	-	-	-	(39.83)	-	-	-	-	-	(39.83)
Reclassify to statement of Profit and loss	-	-	-	-	-	-	-	-	-	5.72	-	5.72
<b>Balance as at March 31, 2021</b>	<b>7.56</b>	<b>379.94</b>	<b>2.11</b>	<b>3.72</b>	<b>122.04</b>	<b>979.08</b>	<b>(4.11)</b>	<b>1.36</b>	<b>0.92</b>	<b>0.98</b>	<b>-</b>	<b>1,493.60</b>
Profit/ (Loss) for the year	-	-	-	-	-	144.04	-	-	-	-	(0.01)	144.03
Other comprehensive income	-	-	-	-	-	-	0.34	2.48	-	(0.73)	-	2.09
Add: Cancellation of forfeited shares pursuant to scheme of arrangement (refer note 42)	0.07	-	-	-	-	-	-	-	-	-	-	0.07
Less: Balance transferred pursuant to scheme of arrangement (refer note 42)	(7.30)	(379.94)	-	(3.72)	(122.04)	(267.79)	-	0.57	(0.92)	-	-	(781.14)
Molasses fund created during the year	-	-	0.34	-	-	-	-	-	-	-	-	0.34
Molasses transferred to retained earning	-	-	(0.56)	-	-	-	-	-	-	(0.25)	-	(0.56)
Transfer to retained earnings	-	-	-	-	-	-	-	-	-	-	-	(0.25)
Transfer/ Adjustments from Other Reserves	-	-	-	-	-	3.25	-	-	-	-	-	3.25
Interim dividend, inclusive of taxes	-	-	-	-	-	(39.83)	-	-	-	-	-	(39.83)
Demerger expenses pursuant to the scheme of arrangement	-	-	-	-	-	(3.00)	-	-	-	-	-	(3.00)
<b>Balance as at March 31, 2022</b>	<b>0.33</b>	<b>-</b>	<b>1.89</b>	<b>-</b>	<b>-</b>	<b>815.75</b>	<b>(3.78)</b>	<b>4.41</b>	<b>-</b>	<b>-</b>	<b>(0.01)</b>	<b>818.60</b>

See accompanying significant accounting policies and notes to the Financial statements - 1 to 58.

### This is Statement of Change in Equity referred to in our report of even date

**For Atul Garg & Associates**  
Chartered Accountants  
FRN 001544C

**For and on behalf of the Board of Directors**

**Fiza Gupta**  
Partner  
**M No. 429196**  
Place: New Delhi  
Date: May 29, 2022

**Ashok Kumar Goel**  
Chairman  
**(DIN 000765553)**  
**Susheel Kumar Mehrotra**  
Chief Financial Officer

**Gaurav Goel**  
Managing Director  
**(DIN 00076111)**  
**Aparna Goel**  
Company Secretary

**CONSOLIDATED STATEMENT OF CASH FLOW** for the year ended March 31, 2022

CIN No :-L15249UP1933PLC000511

(₹ in Crores)

Particulars	For the year ended March 31, 2022	For the year ended March 31, 2021
<b>A Cash flow from operating activities</b>		
<b>Profit before Tax</b>		
Continuing Operations	201.58	198.62
Discontinued Operations	-	116.52
<b>Profit before Tax including Discontinued Operations</b>	<b>201.58</b>	<b>315.14</b>
<b>Adjustments :</b>		
Depreciation and impairment of property, plant and equipment & Intangible asset	50.30	77.71
(Gain) / Loss on disposal of property, plant and equipment	(1.18)	3.69
Finance costs	50.16	79.88
Storage fund for molasses	0.34	0.53
Deferred Government grant	-	(0.38)
Finance income	(1.54)	(1.30)
Dividend income	(0.04)	(0.04)
Impairment of investment written back/provision for advances to subsidiary Company	-	(2.00)
Loss on material held for disposal	-	1.64
Provision for doubtful debts	0.33	2.38
Fair value gain on re-measurement of biological assets through profit or loss	(1.45)	(1.11)
Liabilities/ Provisions no longer required written back	(0.21)	(2.30)
Bad-debts written off	3.16	5.06
Exceptional items	-	-
Provision for Expenses	0.64	1.53
Adjustment for Non cash item	(3.00)	-
<b>Operating profit before working capital adjustments</b>	<b>299.09</b>	<b>480.43</b>
<b>Working capital adjustments</b>		
(Increase) /Decrease in trade receivables	(62.94)	40.08
(Increase) /Decrease in other financial assets	(2.85)	(0.71)
(Increase) /Decrease in other assets	(8.18)	12.61
(Increase) /Decrease in Government grants	39.06	87.86
(Increase) /Decrease in asset held for sale	-	1.64
(Increase) /Decrease in inventories	(277.17)	311.15
Increase / (Decrease) in trade and other financial liabilities	25.86	(10.25)
Increase / (Decrease) in provisions and other liabilities	21.17	(6.47)
<b>Cash generated from operations</b>	<b>34.04</b>	<b>916.34</b>
Tax expenses	(34.19)	(36.08)
<b>Net cash generated from operating activities</b>	<b>(0.15)</b>	<b>880.26</b>
<b>B Investing activities</b>		
Purchase of property, plant and equipment	(88.00)	(87.91)
Sale of property, plant and equipment	0.51	3.57
Purchase of financial instruments other than subsidiaries	-	3.48
Purchase of financial instruments in subsidiaries	-	-

## CONSOLIDATED STATEMENT OF CASH FLOW for the year ended March 31, 2022

CIN No :-L15249UP1933PLC000511

(₹ in Crores)

Particulars	For the year ended March 31, 2022	For the year ended March 31, 2021
Loan to subsidiaries companies	-	-
Sale/redemption of financial instruments	-	-
Interest received	1.37	1.83
Purchase/maturity of fixed deposits (Net)	(4.80)	(1.05)
Dividend received	0.04	0.04
<b>Net cash flow from / (used in) investing activities</b>	<b>(90.88)</b>	<b>(80.04)</b>
<b>C Financing activities</b>		
Repayments of long term borrowings	(118.60)	(165.10)
Payment of Lease Liabilities	(1.99)	(3.76)
Interest paid on Lease Liabilities	(0.65)	(1.55)
Receipt of long term borrowings	113.02	52.76
Proceeds from short term borrowings (net)	134.17	(490.14)
Dividend including dividend distribution tax	(0.13)	(39.83)
Finance cost paid	(48.70)	(90.08)
<b>Net cash flow from / (used in) financing activities</b>	<b>77.12</b>	<b>(737.70)</b>
<b>Net increase in cash and cash equivalents (A+B+C)</b>	<b>(13.91)</b>	<b>62.52</b>
<b>Opening cash &amp; cash equivalents</b>	<b>72.46</b>	<b>9.93</b>
<b>Less: Transferred pursuant to scheme of arrangement</b>	<b>(14.00)</b>	<b>-</b>
<b>Closing cash and cash equivalents for the purpose of Cash Flow Statement</b>	<b>44.55</b>	<b>72.45</b>

### Notes:

- The above cash flow statement has been prepared under the indirect method set out in Indian Accounting Standard (Ind AS) 7.
- Figures in brackets indicate cash outflow from respective activities.
- Cash and cash equivalents as at the Balance Sheet date consists of :

(₹ in Crores)

Particulars	As at March 31, 2022	As at March 31, 2021
<b>Balances with banks :</b>		
-On current account	43.82	71.46
Cash on hand	0.73	0.99
<b>Total</b>	<b>44.55</b>	<b>72.45</b>

See accompanying significant accounting policies and notes to the Financial statements - 1 to 58.

### This is Statement of Cash Flow referred to in our report of even date

#### For Atul Garg & Associates

Chartered Accountants  
FRN 001544C

#### Fiza Gupta

Partner

M No. 429196

Place: New Delhi

Date: May 29, 2022

#### For T R Chadha & Co LLP

Chartered Accountants  
FRN 006711N/N500028

#### Neena Goel

Partner

M No. 057986

#### For and on behalf of the Board of Directors

#### Ashok Kumar Goel

Chairman

(DIN 00076553)

#### Susheel Kumar Mehrotra

Chief Financial Officer

#### Gaurav Goel

Managing Director

(DIN 00076111)

#### Aparna Goel

Company Secretary

## Notes forming part of the Consolidated Financial Statements for the year ended March 31, 2022

### 1) Corporate Information:

The consolidated financial statements comprise financial statements of Dhampur Sugar Mills Limited ("DSML" or "the Company" or "the Parent") and its Subsidiaries Company, EHAAT Limited & DETS Limited ("the Subsidiary Company") (collectively referred to as "the Group") for the year ended March 31, 2022.

The Company having CIN No. L15249UP1933PLC000511 is a public company domiciled in India and incorporated under the provisions of the Companies Act applicable in India and has its registered office at Bijnor, Uttar Pradesh, India.

The Company's shares are listed on two stock exchanges in India namely, National Stock Exchange of India and Bombay Stock Exchange of India.

The company is engaged mainly in the manufacturing and selling of sugar, chemicals, ethanol and co-generation of power.

Its allied business consists of:

- (a) Business of importers, exporters of white crystal sugar, ethyl acetate, ethyl alcohol and yellow soybeans,
- (b) E-commerce business and,
- (c) Sale of machinery and providing services related with these machineries.

### 2) Consolidated Significant Accounting Policies:

The significant accounting policies applied by the Group in the preparation of its consolidated financial statements are listed below. Such accounting policies have been applied consistently to all the periods presented in these consolidated financial statements, unless otherwise indicated.

#### i. Basis of preparation and presentation

##### a) Compliance with Ind AS

The consolidated financial statements comply in all material aspects with Indian Accounting Standards (Ind AS) notified under section 133 of the Companies Act, 2013 (the Act) read with the Rule 3 of the Companies (Indian Accounting Standards) Rules, 2015 (as amended) and other relevant amendment rules thereafter and accounting principles generally accepted in India.

The consolidated accounting policies have been consistently applied except where a newly issued Indian Accounting Standard is initially adopted or a revision to an existing Indian Accounting Standard requires a change in the accounting policy hitherto in use.

##### b) Basis of preparation

The consolidated financial statements have been prepared on the historical cost basis except for certain financial assets and liabilities that are measured at fair values at the end of each reporting period, like assets for defined benefit plans and biological assets that are measured at fair value, and assets held for sale which is measured at lower of cost and fair value less cost to sell as explained further in notes to consolidated financial statements.

##### c) Functional and presentation currency

The consolidated financial statements are presented in Indian rupees (₹) and all values are rounded to the nearest crores and two decimals thereof, except if otherwise stated.

##### d) Basis of Consolidation

The consolidated financial statements related to Dhampur Sugar Mills Limited ("The Company" and its Subsidiaries Collectively referred as the "Group"). The Company consolidates all entities which are controlled by it.

In the case of subsidiaries, control is achieved when the group is exposed, or has right, to variable return from

## Notes forming part of the Consolidated Financial Statements for the year ended March 31, 2022

its involvement with the investee and has the ability to affect those returns through its power over the investee. Specifically, the Group controls an investee if and only if the Group has:

- Power over the investee (i.e. existing rights that give it the current ability to direct the relevant activities of the investee)
- Exposure, or rights, to variable returns from its involvement with the investee, and
- The ability to use its power over the investee to affect its returns

The group re-assesses whether or not it controls an investee if facts and circumstances indicate that there are changes to one or more of the three elements of control.

Consolidation of a subsidiary begins when the Group obtains control over the subsidiary and ceases when the Group loses control of the subsidiary. Assets, Liabilities, income and expenses of a subsidiary acquired or disposed of during the year are included in the consolidated financial statements from the date the group gains control until the date the Group ceases to control the subsidiary.

Consolidated financial statements are prepared using uniform accounting policies for like transactions and other events in similar circumstances. If a member of the group uses accounting policies other than those adopted in the consolidated financial statements for like transactions and events in similar circumstances, appropriate adjustments are made to that group member's financial statement in preparing the consolidated financial statements to ensure conformity with the group's accounting policies.

The consolidated financial statements of all entities used for the purpose of consolidation are drawn up to same reporting date as that of the parent company, i.e. year ended on March 31.

Profit or loss and each component of other comprehensive income (OCI) are attributed to the owners of the Company and to the non-controlling interests. Total comprehensive income of subsidiaries is attributed to the owners of the Company and to the non-controlling interests even if this results in the non-controlling interests having a deficit balance.

### e) Consolidation procedure

The consolidated financial statements have been prepared on the following basis:

- (i) The financial statements of the Company and its subsidiaries are combined on a line-by-line basis by adding together like items of assets, liabilities, equity, incomes, expenses and cash flows, after fully eliminating intra-group balances and intra-group transactions.
- (ii) Profits or losses resulting from intra-group transactions that are recognised in assets, such as inventory and property, plant & equipment, are eliminated in full.
- (iii) In case of foreign subsidiaries, revenue items are consolidated at the average rate prevailing during the year. All assets and liabilities are converted at rates prevailing at the end of the year. Any exchange difference arising on consolidation is recognised in the Foreign Currency Translation Reserve.
- (iv) Offset (eliminate) the carrying amount of the parent's investment in each subsidiary and the parent's portion of equity of each subsidiary.
- (v) The difference between the proceeds from disposal of investment in subsidiaries and the carrying amount of its assets less liabilities as on the date of disposal is recognised in the Consolidated Statement of Profit and Loss being the profit or loss on disposal of investment in subsidiary.
- (vi) Non-Controlling Interest's share of profit / loss of consolidated subsidiaries for the year is identified and adjusted against the income of the group in order to arrive at the net income attributable to owners of the Company.
- (vii) Non-Controlling Interest's share of net assets of consolidated subsidiaries is identified and presented in the Consolidated Balance Sheet separate from liabilities and the equity of the owners of the Company.



**Notes forming part of the Consolidated Financial Statements** for the year ended March 31, 2022**ii. Current versus non-current classification**

The Group presents assets and liabilities in the balance sheet based on current/ non-current classification.

An asset is treated as current when it satisfies any of the following criteria:-

- Expected to be realised or intended to be sold or consumed in the normal operating cycle
- Held primarily for the purpose of trading
- Expected to be realised within twelve months after the reporting date, or
- Cash or cash equivalent unless restricted from being exchanged or used to settle liability for at least twelve months after the reporting date.

Current assets include the current portion of non-current financial assets. All other assets are classified as non-current.

A liability is treated as current when it satisfies any of the following criteria:

- Expected to be settled in the company's normal operating cycle;
- Held primarily for the purpose of trading;
- Due to be settled within twelve months after the reporting date; or
- The Company does not have an unconditional right to defer settlement of the liability for at least twelve months after the reporting date.
- Terms of a liability that could, at the option of the counterparty, result in its settlement by the issue of equity instruments do not affect its classification.

Current liabilities include the current portion of non-current financial liabilities. All other liabilities are classified as non-current.

The Group has ascertained its operating cycle as 12 months for the purpose of current and non-current classification of assets and liabilities.

**iii. Property, plant and equipment & capital work-in-progress**

Property, plant and equipment are tangible items that are held for use in the production or supply for goods and services, rental to others or for administrative purposes and are expected to be used during more than one period.

The cost of an item of property, plant and equipment is being recognised as an asset if and only if it is probable that future economic benefits associated with the item will flow to the Group and the cost of the item can be measured reliably. Subsequent costs are included in the asset's carrying amount only when it is probable that future economic benefits associated with the item will flow to the entity and the cost of the item can be measured reliably.

Freehold lands are stated at cost. All other items of property, plant and equipment are stated at cost, net of recoverable taxes less accumulated depreciation, and impairment loss, if any.

The cost of an asset includes the purchase cost of material, including import duties and non-refundable taxes, and any directly attributable costs of bringing an asset to the location and condition of its intended use. For this purpose, cost includes carrying value as Deemed cost on the date of transition. Interest on borrowings used to finance the construction of qualifying assets are capitalised as part of the cost of the asset until such time that the asset is ready for its intended use.

Items of spare parts, stand-by equipment and servicing equipment which meet the definition of property, plant and equipment are capitalized. Other spare parts are carried as inventory and recognized in the statement of profit and loss on consumption. When parts of an item of PPE have different useful lives, they are accounted for as separate component.

The carrying amount of the replaced part is derecognised. All other repair and maintenance costs are recognised in the Statement of Profit and Loss as incurred.

The present value of the expected cost for the decommissioning of an asset after its use, if any, is included in the cost of the respective asset if the recognition criteria for a provision are met.

The cost and related accumulated depreciation are eliminated from the financial statement upon sale or retirement of the asset and resultant gain or loss are recognized in the Statement of Profit and Loss.

Assets identified and technically evaluated as obsolete are retired from active use and held for disposal are stated at the lower of its carrying amount and fair value less cost to sell.

Capital work-in-progress, representing expenditure incurred in respect of assets under development and not ready for their intended use, are carried at cost. Cost includes related acquisition expenses, construction cost, related borrowing cost and other direct expenditure.

#### iv. Intangible assets

Intangible assets acquired separately are measured on initial recognition at cost. Following initial recognition, intangible assets are carried at cost less accumulated amortisation and accumulated impairment losses. For this purpose, cost includes carrying value as Deemed cost on the date of transition.

Internally generated intangible assets, excluding capitalized development costs, are not capitalized and expenditure is reflected in the statement of profit and loss in the year in which the expenditure is incurred.

An intangible asset is derecognised on disposal, or when no future economic benefits are expected from use or disposal. Gains or losses arising from derecognition of an intangible asset, measured as the difference between the net disposal proceeds and the carrying amount of the asset, is recognised in the statement of profit and loss.

#### v. Depreciation and amortization

The classification of plant and machinery into continuous and non-continuous process is done as per their use and depreciation thereon is provided accordingly. Depreciation commences when the assets are available for their intended use. Depreciation is calculated using the straight-line method to allocate their cost, net of their residual values, over their estimated useful lives in respect of majority of assets.

The management has estimated the useful lives and residual values of all property, plant and equipment and adopted useful lives as stated in Schedule II of the Companies Act, 2013.

The Group has used the following useful lives to provide depreciation on its assets:

Assets	Useful Lives
Building	03-60 years
Plant & equipment	15-40 years
Furniture & fixtures	10 years
Railway sidings	15 years
Weighbridge	15 years
Computers	03 years
Office equipment	05 years
Electrical appliances	15 years
Vehicles	08 years
Farm asset and equipment	15 years

Intangible assets are amortized on a straight-line basis over the estimated useful economic life of the assets. The Group uses a rebuttable presumption that the useful life of intangible assets is ten years from the date when the assets is available for use.

The estimated useful lives, residual values and depreciation method are reviewed at the end of each financial year and are given effect to wherever appropriate.

**Notes forming part of the Consolidated Financial Statements** for the year ended March 31, 2022**vi. Foreign currency translations****Transactions and balances**

The Group's consolidated Ind AS financial statements are presented in Indian Rupee, which is also the parent company's functional currency. For each entity, the Group determines the functional currency and items included in the financial statements of each entity are measured using that functional currency.

Transactions in foreign currencies are initially recorded by the Group's entities at their respective functional currency spot rates at the date of the transaction first qualifies for recognition. However, for practical reasons, the Group uses an average rate if the average approximates the actual rate at the date of the transaction.

Monetary assets and liabilities related to foreign currency transactions remaining outstanding at the balance sheet date are translated at the functional currency spot rate of exchange prevailing at the balance sheet date. Any income or expense arising on account of foreign exchange difference either on settlement or on translation is recognised in the Statement of Profit and Loss.

Non-monetary items which are carried at historical cost denominated in a foreign currency are translated using the exchange rate at the date of the initial transaction.

The results and financial position of foreign operations (none of which has the currency of a hyperinflationary economy) that have a functional currency different from the presentation currency are translated into the presentation currency as follows:

- a) Assets and liabilities are translated at the closing rate at the date of that balance sheet
- b) Income and expenses are translated at average exchange rates (unless this is not a reasonable approximation of the cumulative effect of the rates prevailing on the transaction dates, in which case income and expenses are translated at the dates of the transactions), and
- c) All resulting exchange differences are recognised in Other Comprehensive Income and accumulated in the foreign currency translation reserve.

**vii. Inventories**

Raw material, process chemicals, stores and packing material are measured at weighted average cost.

Work in progress, traded and finished goods (other than by products and scraps) are measured at lower of cost or net realizable value.

By products and scrap are carried at estimated Net Realizable Value.

Cost of finished goods and work in progress comprises of raw material cost (net of realizable value of By-products), variable and fixed production overhead, which are allocated to work in progress and finished goods on full absorption cost basis. Cost of inventory also includes all other cost incurred in bringing the inventories to their respective present location and condition. Borrowing costs are not included in the value of inventories.

Net realisable value (NRV) is the estimated selling price in the ordinary course of business less estimated costs of completion and the estimated costs necessary to make the sale.

**viii. Biological assets**

Biological assets comprise of standing crop and livestock.

Biological assets are measured at fair value less cost to sell. Changes in fair value of biological assets is recognised in the statement of profit and loss account

The biological process starts with preparation of land for planting, seedlings and ends with the harvesting of crops.

## Notes forming part of the Consolidated Financial Statements for the year ended March 31, 2022

For Standing crop, where little biological transformation has taken place since the initial cost was incurred (for example seedlings planted immediately before the balance sheet date), such biological assets are measured at cost i.e. the total expenses incurred on such plantation up to the balance sheet date.

When harvested, crop is transferred to inventory at fair value less costs to sell.

### ix. Revenue recognition

The Group derives revenue primarily from sale of sugar and other by-products produced from processing of sugar cane, sale of power and sale of chemicals.

Revenue is recognized upon transfer of control of promised products or services to customers in an amount that reflects the consideration, the company expect to receive in exchange of those products or services. Revenue is inclusive of excise duty and excluding estimated discount, pricing incentives, rebates, other similar allowances to the customers and excluding Goods and Service Tax (GST) and other taxes and amounts collected on behalf of third parties or government, if any.

#### Recognising revenue from major business activities

##### Sale of goods

Revenue from the sale of goods is recognised when the goods are delivered and titles have passed, at which time all the following conditions are satisfied:

- the Group has transferred to the buyer the significant risks and rewards of ownership of the goods;
- the Group retains neither continuing managerial involvement to the degree usually associated with ownership nor effective control over the goods sold;
- the amount of revenue can be measured reliably;
- it is probable that the economic benefits associated with the transaction will flow to the Group; and
- the costs incurred or to be incurred in respect of the transaction can be measured reliably.

##### Contract Revenue

Contract revenue is recognised only to the extent of cost incurred till such time the outcome of the job cannot be ascertained reliably subject to condition that it is probable that such cost will be recoverable. When the outcome of the contract is ascertained reliably, contract revenue is recognised at cost of work performed on the contract plus proportionate margin, using the percentage of completion method. Percentage of completion is the proportion of cost of work performed to-date, to the total estimated contract costs.

The estimated outcome of a contract is considered reliable when all the following conditions are satisfied:

- i. the amount of revenue can be measured reliably;
- ii. it is probable that the economic benefits associated with the contract will flow to the Group;
- iii. the stage of completion of the contract at the end of the reporting period can be measured reliably; and
- iv. the costs incurred or to be incurred in respect of the contract can be measured reliably.

Expected loss, if any, on a contract is recognised as expense in the period in which it is foreseen, irrespective of the stage of completion of the contract.

##### Dividend income

Dividend income is recognised when the Group's right to receive the dividend is established, it is probable that the economic benefits associated with the dividend will flow to the entity and the amount of the dividend can be measured reliably i.e. in case of interim dividend, on the date of declaration by the Board of Directors; whereas in case of final dividend, on the date of approval by the shareholders.

**Notes forming part of the Consolidated Financial Statements** for the year ended March 31, 2022**Interest income**

Interest income from a financial asset is recognised when it is probable that the economic benefits will flow to the Group and the amount of income can be measured reliably. Interest income is accrued on a time basis, by reference to the principal outstanding and at the effective interest rate applicable, which is the rate that exactly discounts estimated future cash receipts through the expected life of the financial asset to that asset's net carrying amount on initial recognition.

**Insurance claims**

Insurance claim are accounted for on the basis of claims admitted / expected to be admitted and to the extent that the amount recoverable can be measured reliably and it is reasonable to expect ultimate collection.

**Export incentives**

Export incentives are accounted for in the year of exports based on eligibility and when there is no significant uncertainty in receiving the same.

**Other incomes**

All other incomes are accounted on accrual basis.

**x. Expenses**

All expenses are accounted for on accrual basis.

**xi. Long term borrowings**

Long term borrowings are initially recognised at net of material transaction costs incurred and measured at amortised cost. Any difference between the proceeds (net of transaction costs) and the redemption amount is recognised in the Statement of Profit and Loss over the period of the borrowings using the effective interest method.

Preference shares, which are mandatorily redeemable on a specific date are classified as liabilities. The dividend on cumulative preference shares is recognised in Statement of Profit and Loss as finance costs.

**xii. Borrowing costs**

Borrowing costs directly attributable to the acquisition, construction or production of a qualifying asset are capitalised during the period that is required to complete and prepare the asset for its intended use or sale. Qualifying assets are assets that necessarily take a substantial time to get ready for their intended use or sale. Borrowing costs consist of interest and other costs that the Company incurs in connection with the borrowing of funds. Borrowing costs also include exchange differences to the extent regarded as an adjustment to the borrowing costs. Other borrowing costs are expensed in the period in which they are incurred. Transaction costs incurred for long term borrowing until are not material are expensed in the period in which they are incurred.

**xiii. Leases**

A contract is, or contains, a lease if the contract conveys the right to control the use of an identified asset for a period of time in exchange for consideration.

The determination of whether an arrangement is (or contains) a lease is based on the substance of the arrangement at the inception of the lease. The arrangement is, or contains, a lease if fulfilment of the arrangement is dependent on the use of a specific asset and the arrangement conveys a right to use the asset even if that right is not explicitly specified in an arrangement.

**Company as a lessee**

The Group accounts for each lease component within the contract as a lease separately from non-lease components of the contract and allocates the consideration in the contract to each lease component based on the relative stand-alone price of the lease component and the aggregate stand-alone price of the non-lease components.

## Notes forming part of the Consolidated Financial Statements for the year ended March 31, 2022

The Group recognises right-of-use asset representing its right to use the underlying asset for the lease term at the lease commencement date. The cost of the right-of-use asset measured at inception shall comprise of the amount of the initial measurement of the lease liability adjusted for any lease payments made at or before the commencement date less any lease incentives received, plus any initial direct costs incurred and an estimate of costs to be incurred by the lessee in dismantling and removing the underlying asset or restoring the underlying asset or site on which it is located. The right-of-use assets is subsequently measured at cost less any accumulated depreciation, accumulated impairment losses, if any and adjusted for any remeasurement of the lease liability. The right-of-use assets is depreciated using the straight-line method from the commencement date over the shorter of lease term or useful life of right-of-use asset. The estimated useful lives of right-of-use assets are determined on the same basis as those of property, plant and equipment. Right-of-use assets are tested for impairment whenever there is any indication that their carrying amounts may not be recoverable. Impairment loss, if any, is recognised in the statement of profit and loss.

The Group measures the lease liability at the present value of the lease payments that are not paid at the commencement date of the lease. The lease payments are discounted using the interest rate implicit in the lease, if that rate can be readily determined. If that rate cannot be readily determined, the Group uses incremental borrowing rate. For leases with reasonably similar characteristics, the Group, on a lease by lease basis, may adopt either the incremental borrowing rate specific to the lease or the incremental borrowing rate for the portfolio as a whole. The lease payments shall include fixed payments, variable lease payments, residual value guarantees, exercise price of a purchase option where the Group is reasonably certain to exercise that option and payments of penalties for terminating the lease, if the lease term reflects the lessee exercising an option to terminate the lease.

The lease liability is subsequently remeasured by increasing the carrying amount to reflect interest on the lease liability, reducing the carrying amount to reflect the lease payments made and remeasuring the carrying amount to reflect any reassessment or lease modifications or to reflect revised in-substance fixed lease payments. The Group recognises the amount of the re-measurement of lease liability due to modification as an adjustment to the right-of-use asset and statement of profit and loss depending upon the nature of modification. Where the carrying amount of the right-of-use asset is reduced to zero and there is a further reduction in the measurement of the lease liability, the Group recognises any remaining amount of the re-measurement in statement of profit and loss.

The Group has elected not to apply the requirements of Ind AS 116 Leases to short-term leases of all assets that have a lease term of 12 months or less and leases for which the underlying asset is of low value. The lease payments associated with these leases are recognized as an expense on a straight-line basis over the lease term.

### Company as a lessor

At the inception of the lease the Group classifies each of its leases as either an operating lease or a finance lease. The Group recognises lease payments received under operating leases as income on a straight-line basis over the lease term. In case of a finance lease, finance income is recognised over the lease term based on a pattern reflecting a constant periodic rate of return on the lessor's net investment in the lease. When the Group is an intermediate lessor it accounts for its interests in the head lease and the sub-lease separately. It assesses the lease classification of a sub-lease with reference to the right-of-use asset arising from the head lease, not with reference to the underlying asset. If a head lease is a short-term lease to which the Group applies the exemption described above, then it classifies the sub-lease as an operating lease.

If an arrangement contains lease and non-lease components, the Group applies Ind AS 115 Revenue from contracts with customers to allocate the consideration in the contract.

### xiv. Provision for current and deferred tax

#### (i) Current income tax :

Current income tax assets and liabilities are measured at the amount expected to be recovered from or paid to the taxation authorities. The tax rates and tax laws used to compute the amount are those that are enacted or substantively enacted, at the reporting date.

## Notes forming part of the Consolidated Financial Statements for the year ended March 31, 2022

Current tax expense is recognized in profit or loss except to the extent that it relates to items recognized directly in other comprehensive income or equity, in which case it is recognized in OCI or equity.

Management periodically evaluates positions taken in the tax returns with respect to situations in which applicable tax regulations are subject to interpretation and established provisions, where appropriate, on the basis of amounts expected to be paid to the tax authorities.

The Group Offsets current tax assets and current tax liabilities, where it has a legally enforceable right to set off the recognised amounts and where it intends either to settle on a net basis or to realise the assets and settle the liabilities simultaneously.

The Group will update the amount in the financial statement if facts and circumstance change as a result of examination or action by tax authorities.

### (ii) Deferred tax:

Deferred tax is recognized using the balance sheet method, providing for temporary differences between the carrying amounts of assets and liabilities for financial reporting purposes and the amounts used for taxation purposes. Deferred income tax is determined using tax rates (and laws) that have been enacted or substantially enacted by the end of the reporting period and are expected to apply when the related deferred income tax assets is realised or the deferred income tax liability is settled.

Deferred tax is recognized in statement of profit or loss except to the extent that it relates to items recognized directly in OCI or equity, in which case it is recognized in OCI or equity.

Deferred tax liabilities are generally recognised for all taxable temporary differences. Deferred tax asset is recognized to the extent that it is probable that future taxable profits will be available against which the temporary difference can be utilized. Deferred tax assets are reviewed at each reporting date and are reduced to the extent that it is no longer probable that the related tax benefit will be realized.

Minimum Alternate Tax (MAT) credits is recognised as deferred tax assets in the Balance Sheet only when the asset can be measured reliably and to the extent there is convincing evidence that sufficient taxable profit will be available against which the MAT credits can be utilised by the Group in future.

### xv. Impairment of non-financial assets

Goodwill and Intangible assets that have an indefinite useful life are not subject to amortisation but are tested annually for impairment.

Other intangible assets and property, plant and equipment are evaluated for recoverability whenever events or changes in circumstances indicate that their carrying amounts may not be recoverable. For the purpose of impairment testing, the recoverable amount (i.e. the higher of the fair value less cost to sell and the value-in-use) is determined on an individual asset basis unless the asset does not generate cash flows that are largely independent of those from other assets. In such cases, the recoverable amount is determined for the Cash Generating Unit (CGU) to which the asset belongs.

The Carrying amount of assets is reviewed at each balance sheet date, if there is any indication of impairment based on internal/external factor. An asset is impaired when the carrying amount of the assets exceeds the recoverable amount. Impairment is charged to the profit and loss account in the year in which an asset is identified as impaired.

An impairment loss is reversed in the statement of profit and loss if there has been a change in the estimates used to determine the recoverable amount. The carrying amount of the asset is increased to its revised recoverable amount, provided that this amount does not exceed the carrying amount that would have been determined (net of any accumulated amortization or depreciation) had no impairment loss been recognized for the asset in prior years.

**xvi. Government grants**

Government grants are recognised at fair value where there is reasonable assurance that the grant will be received and all attached conditions will be complied with. When the grant relates to an expense item, it is recognised as income on a systematic basis over the periods that the related costs, for which it is intended to compensate, are expensed.

Government grants related to assets, including non-monetary grants recorded at fair value, are treated as deferred income and are recognized and credited in the Statement of Profit and Loss on a systematic and rational basis over the estimated useful life of the related asset.

When loans or similar assistance are provided by governments or related institutions, with an interest rate below the current applicable market rate, the effect of this favourable interest is regarded as a government grant. The loan or assistance is initially recognised and measured at fair value and the government grant is measured as the difference between the initial carrying value of the loan and the proceeds received. The loan is subsequently measured as per the accounting policy applicable to financial liabilities.

**xvii. Provisions, contingent liabilities and assets**

Provisions are recognized when the Group has a present obligation (legal or constructive) as a result of a past event, it is probable that an outflow of resources embodying economic benefits will be required to settle the obligation and a reliable estimate can be made of the amount of the obligation. The expense relating to a provision is presented in the statement of profit or loss net of any reimbursement. Provisions are not recognised for future operating losses.

If the effect of the time value of money is material, provisions are discounted using a current pre-tax rate that reflects, when appropriate, the risks specific to the liability. When discounting is used, the increase in the provision due to the passage of time is recognized as a finance cost.

Contingent liabilities are possible obligations that arise from past events and whose existence will only be confirmed by the occurrence or non-occurrence of one or more future events not wholly within the control of the Company. Where it is not probable that an outflow of economic benefits will be required, or the amount cannot be estimated reliably, the obligation is disclosed as a contingent liability, unless the probability of outflow of economic benefits is remote.

A contingent asset is not recognised but disclosed, when probable asset that arises from past events and whose existence will be confirmed only by the occurrence or non-occurrence of one or more uncertain future events not wholly within the control of the entity.

Provisions, contingent liabilities and contingent assets are reviewed at each balance sheet date.

**xviii. Cash and cash equivalents**

Cash and cash equivalents include cash on hand, cheques on hand, balance with banks on current accounts and short term, highly liquid investments with an original maturity of three months or less and which are subject to an insignificant risk of changes in value.

**xix. Dividend payable**

Dividends and interim dividends payable to Group's shareholders are recognized as changes in equity in the period in which they are approved by the shareholder's meeting and the Board of Directors respectively.

**xx. Non-current assets (or disposal group) held for sale and discontinued operations:**

Non-current assets and disposal groups classified as held for sale are measured at the lower of their carrying value and fair value less costs to sell.

Assets and disposal groups are classified as held for sale if their carrying value will be recovered through a sale transaction rather than through continuing use. This condition is only met when the sale is highly probable and the asset, or disposal group, is available for immediate sale in its present condition and is marketed for sale at a price that is reasonable in relation to its current fair value.



## Notes forming part of the Consolidated Financial Statements for the year ended March 31, 2022

Where a disposal group represents a separate major line of business or geographical area of operations, or is part of a single coordinated plan to dispose of a separate major line of business or geographical area of operations, then it is treated as a discontinued operation. The post-tax profit or loss of the discontinued operation together with the gain or loss recognised on its disposal are disclosed as a single amount in the consolidated statement of profit and loss, with all prior periods being presented on this basis.

### xxi. Equity Issue Expenses

Expenses incurred on issue of equity shares are charged in securities premium account in the year in which it is incurred.

### xxii. Financial instruments

A financial instrument is any contract that gives rise to a financial asset of one entity and a financial liability or equity instrument of another entity.

#### A. Financial assets

##### Initial recognition and measurement

All financial assets except trade receivables are initially recognized at fair value. Trade receivables are initially measured at transaction price. Transaction costs that are directly attributable to the acquisition or issue of financial assets, which are not at fair value through profit or loss, are adjusted to the fair value of the financial assets, as appropriate, on initial recognition.

##### Subsequent measurement

For purposes of subsequent measurement, financial assets are classified in following categories:

##### a Financial assets carried at amortised cost

A financial asset is measured at amortised cost if it is held within a business model whose objective is to hold the asset in order to collect contractual cash flows and the contractual terms of the financial assets give rise to cash flows on specified dates that are solely payments of principal and interest on the principal amount outstanding.

Amortised cost is determined using the Effective Interest Rate (EIR) method. Discount or premium on acquisition and fees or costs forms an integral part of the EIR.

##### b) Financial assets at fair value through other comprehensive income (FVTOCI)

A financial asset is measured at FVTOCI if it is held within a business model whose objective is achieved by both collecting contractual cash flows and selling financial assets and the contractual terms of the financial asset give rise on specified dates to cash flows that are solely payments of principal and interest on the principal amount outstanding. Interest income for these financial assets is included in other income using the effective interest rate method.

##### c) Financial assets at fair value through profit or loss (FVTPL)

FVTPL is a residual category for financial instruments. Any financial instrument, which does not meet the criteria for categorization as at amortized cost or as FVTOCI, is classified as at FVTPL.

In addition, the Group may elect to classify a financial instrument, which otherwise meets amortized cost or FVTOCI criteria, as at FVTPL. However, such election is allowed only if doing so reduces or eliminates a measurement or recognition inconsistency (referred to as 'accounting mismatch'). Financial instruments included within the FVTPL category are measured at fair value with all changes recognized in the profit and loss.

## Notes forming part of the Consolidated Financial Statements for the year ended March 31, 2022

### B. Equity investments

All equity investments in scope of Ind AS 109 are measured at fair value. Equity instruments which are held for trading are classified as at FVTPL. For all other equity instruments, the Group decides to classify the same either as at FVTOCI or FVTPL. The Group makes such election on an instrument by instrument basis. The classification is made on initial recognition and is irrevocable.

If the Group decides to classify an equity instrument as at FVTOCI, then all fair value changes on the instrument, excluding dividends, are recognized in the OCI. There is no recycling of the amounts from OCI to P&L, even on sale of investment. However, the Group may transfer the cumulative gain or loss within equity.

Equity instruments included within the FVTPL category are measured at fair value with all changes recognized in the profit and loss.

### C. Impairment of financial assets

The Group assesses on a forward looking basis the expected credit losses associated with the assets carried at amortised cost and FVOCI debt instruments. The impairment methodology applied depends on whether there has been a significant increase in credit risk since initial recognition. If credit risk has not increased significantly, 12-month ECL is used to provide for impairment loss. However, if credit risk has increased significantly, lifetime ECL is used. If, in a subsequent period, credit quality of the instrument improves such that there is no longer a significant increase in credit risk since initial recognition, then the entity reverts to recognising impairment loss allowance based on 12-month ECL.

For trade receivables, the Group applies the simplified approach permitted by Ind AS 109 "Financial Instruments" which requires expected life time losses to be recognised from initial recognition of receivables. The Group uses historical default rates to determine impairment loss on the portfolio of trade receivables. At every reporting date these historical default rates are reviewed and changes in the forward looking estimates are analysed.

### D. Derecognition of financial assets:

The Group derecognizes a financial asset when, and only when the contractual rights to the cash flows from the financial asset expire or it transfers the financial asset and substantially all risks and rewards of ownership of the asset to another entity.

If the Group neither transfers nor retains substantially all the risks and rewards of ownership and continues to control the transferred asset, the Group recognises its retained interest in the assets and an associated liability for amounts it may have to pay.

### E. Financial liabilities

#### Initial recognition and measurement

Financial liabilities are initially measured at fair value. Transaction costs that are directly attributable to the acquisition or issue of financial liabilities (other than financial liabilities at fair value through profit or loss) are added to or deducted from the fair value of the financial liabilities, as appropriate, on initial recognition.

#### Subsequent measurement

Financial liabilities are carried at amortized cost using the effective interest method or at FVTPL.

After initial recognition, interest-bearing loans and borrowings are subsequently measured at amortised cost using the EIR method. Gains and losses are recognised in profit or loss when the liabilities are derecognised as well as through the EIR amortisation process.

Amortised cost is calculated by considering any discount or premium on acquisition and fees or costs that are an integral part of the EIR. The EIR amortisation is included as finance costs in the statement of profit and loss.

For trade and other payables maturing within one year from the balance sheet date, the carrying amounts approximate fair value due to the short maturity of these instruments.

## Notes forming part of the Consolidated Financial Statements for the year ended March 31, 2022

### F. Derecognition of financial liabilities:

A financial liability (or a part of a financial liability) is derecognized from the Group's Balance Sheet when, and only when the obligation specified in the contract is discharged or cancelled or expires.

### G. Offsetting of financial instruments

Financial assets and financial liabilities including derivative instruments are offset and the net amount is reported in the balance sheet if there is a currently enforceable legal right to offset the recognised amounts and there is an intention to settle on a net basis, to realise the assets and settle the liabilities simultaneously.

### xxiii. Derivative Financial Instruments and Hedge Accounting

The Group uses various derivative financial instruments to mitigate the risk of changes in interest rates, exchange rates and commodity prices. Such derivative financial instruments are initially recognised at fair value on the date on which a derivative contract is entered into and are also subsequently measured at fair value. Derivatives are carried as Financial Assets when the fair value is positive and as Financial Liabilities when the fair value is negative.

Any gains or losses arising from changes in the fair value of derivatives are taken directly to Statement of Profit and Loss, except for the effective portion of cash flow hedge which is recognised in Other Comprehensive Income and later to Statement of Profit and Loss when the hedged item affects profit or loss or is treated as basis adjustment if a hedged forecast transaction subsequently results in the recognition of a Non-Financial Assets or Non-Financial liability.

Hedges that meet the criteria for hedge accounting are accounted for as follows:

**A. Cash Flow Hedge:** The Group designates derivative contracts or non-derivative Financial Assets / Liabilities as hedging instruments to mitigate the risk of movement in interest rates and foreign exchange rates for foreign exchange exposure on highly probable future cash flows attributable to a recognised asset or liability or forecast cash transactions. When a derivative is designated as a cash flow hedging instrument, the effective portion of changes in the fair value of the derivative is recognized in the cash flow hedging reserve being part of Other Comprehensive Income. Any ineffective portion of changes in the fair value of the derivative is recognized immediately in the Statement of Profit and Loss. If the hedging relationship no longer meets the criteria for hedge accounting, then hedge accounting is discontinued prospectively. If the hedging instrument expires or is sold, terminated or exercised, the cumulative gain or loss on the hedging instrument recognized in cash flow hedging reserve till the period the hedge was effective remains in cash flow hedging reserve until the underlying transaction occurs. The cumulative gain or loss previously recognized in the cash flow hedging reserve is transferred to the Statement of Profit and Loss upon the occurrence of the underlying transaction. If the forecasted transaction is no longer expected to occur, then the amount accumulated in cash flow hedging reserve is reclassified in the Statement of Profit and Loss.

**B. Fair Value Hedge:** The Group designates derivative contracts or non-derivative Financial Assets / Liabilities as hedging instruments to mitigate the risk of change in fair value of hedged item due to movement in interest rates, foreign exchange rates and commodity prices. Changes in the fair value of hedging instruments and hedged items that are designated and qualify as fair value hedges are recorded in the Statement of Profit and Loss. If the hedging relationship no longer meets the criteria for hedge accounting, the adjustment to the carrying amount of a hedged item for which the effective interest method is used for amortising to Statement of Profit and Loss over the period of maturity.

### xxiv. Fair value measurement

The Group measures financial instruments at fair value at each balance sheet date.

Fair value is the price that would be received to sell an asset or paid to transfer a liability in an orderly transaction between market participants at the measurement date. The fair value measurement is based on the presumption that the transaction to sell the asset or transfer the liability takes place either:

- In the principal market for the asset or liability or
- In the absence of a principal market, in the most advantageous market for the asset or liability

## Notes forming part of the Consolidated Financial Statements for the year ended March 31, 2022

A fair value measurement of a non-financial asset takes into account a market participant's ability to generate economic benefits by using the asset in its highest and best use or by selling it to another market participant that would use the asset in its highest and best use.

The Entity uses valuation techniques that are appropriate in the circumstances and for which sufficient data are available to measure fair value, maximizing the use of relevant observable inputs and minimizing the use of unobservable inputs.

All assets and liabilities for which fair value is measured or disclosed in the financial statements are categorized within the fair value hierarchy, described as follows, based on the lowest level input that is significant to the fair value measurement as a whole:

Level 1: Quoted (unadjusted) market prices in active markets for identical assets or liabilities

Level 2: Valuation techniques for which the lowest level input that is significant to the fair value measurement is directly or indirectly observable

Level 3: Valuation techniques for which the lowest level input that is significant to the fair value measurement is unobservable

For the purpose of fair value disclosures, the Group has determined classes of assets & liabilities on the basis of the nature, characteristics and the risks of the asset or liability and the level of the fair value hierarchy as explained above.

### xxv. Employees benefits

#### a) Short-term obligations

Short-term obligations for wages and salaries, including nonmonetary benefits that are expected to be settled wholly within twelve months after the end of the period in which the employees render the related service up to the end of the reporting period are recognised and measured at the undiscounted amounts expected to be paid when the liabilities are settled.

#### b) Post-employment obligations

##### i. Defined contribution plans

The eligible employees of the Group are entitled to receive benefits in respect of provident fund, a defined contribution plan, in which both employees and the Group make contribution at a specified percentage of the covered employee's salary. The contributions, as specified under Defined Contribution Plan to Regional Provident Commissioner and the Central Provident Fund recognised as expense during the period in the statement of profit and loss.

##### ii. Defined benefit plans

- **Non-funded defined benefits plans:** The Group provides for gratuity, a defined benefit retirement plan ('the Gratuity Plan') covering eligible employees of the Group. The Gratuity Plan provides a lumpsum payment to vested employees at retirement, death, or termination of employment, of an amount based on the respective employee's salary and the tenure of employment with the Group.

The cost of providing benefits is determined using the Projected Unit Credit Method, with actuarial valuation being carried out at each balance sheet date.

The net interest cost is calculated by applying the discount rate to the net balance of the defined benefit obligation.

The service cost and net interest on the net defined benefit liability/(asset) is included in employees benefits expenses in the statement of profit and loss.

Past service cost is recognised as an expense when the plan amendment or curtailment occurs or when any related restructuring costs or termination benefits are recognised, whichever is earlier.

## Notes forming part of the Consolidated Financial Statements for the year ended March 31, 2022

Re-measurement gain and loss arising from experience adjustments and change actuarial assumptions are recognised in the period in which they occur, directly in other comprehensive income. Re-measurements are not classified to the Statement of Profit and Loss in subsequent periods.

- **Funded defined benefits plans:** The Group's also made contribution to the provident fund set up as irrevocable trust. The Group generally liable for monthly contributions and any shortfall in the fund assets based on the government specified minimum rates of return or pension and recognises such contributions and shortfall, if any, as an expense in the year incurred.

### c) **Compensated absences**

The employees of the Group are entitled to compensated absences which are both accumulating and non-accumulating in nature. The expected cost of accumulating compensated absences is determined by actuarial valuation using projected unit credit method for the unused entitlement that has accumulated as at the balance sheet date.

The benefits are discounted using the market yields as at the end of the balance sheet date that has terms approximating to the terms of the related obligation.

Re-measurements as a result of experience adjustments and changes in actuarial assumptions are recognised in the statement of profit or loss.

### d) **Voluntary retirement scheme**

Compensation to employees who have opted for retirement under the "Voluntary Retirement scheme" is charged to the profit and loss account in the year of retirement.

The Group required to use updated actuarial assumptions to remeasure net defined benefit liability or assets on amendments, curtailment or settlement of defined benefit plan.

The Group adopted an amendment to Ind AS 19 as required by said notification to determine:

- Current Service Costs and net interest for the period after remeasurement using the assumptions used for remeasurement and
- Net interest for the remaining period based on the remeasured net defined benefit liability or asset.

## xxvi. Operating segments

The Group's operating segments are established on the basis of those components of the group that are evaluated regularly by the Board of Directors (the 'Chief Operating Decision Maker' as defined in Ind AS 108 - 'Operating Segments'), in deciding how to allocate resources and in assessing performance. These have been identified by taking into account the nature of products and services, the differing risks and returns and the internal business reporting systems.

Revenue and Expenses have been identified to a segment on the basis of the relationship to the operating activities of the segment. Revenue and Expenses which relate to the enterprise as a whole and are not allocable to a segment on a reasonable basis have been disclosed as "Un-allocable".

Segment Assets and Segment Liabilities represent Assets and Liabilities in respective segments. Assets and liabilities that cannot be allocated to a segment on a reasonable basis have been disclosed as "Un-allocable".

## xxvii. Cash flow statement

Cash flows are stated using the indirect method, whereby profit/loss before tax is adjusted for the effects of transactions of a non-cash nature, any deferrals or accruals of past or future operating cash receipts or payments and items of incomes and expenses associated with investing or financing flows. The cash flows from operating, investing and financing activities of the Group are segregated.

## Notes forming part of the Consolidated Financial Statements for the year ended March 31, 2022

### xxviii. Earnings per share

Basic earnings per share are calculated by dividing the profit/(loss) for the year (before other comprehensive income), attributable to the equity shareholders, by the weighted average number of equity shares outstanding during the year.

Diluted earnings per share are calculated by dividing the profit/(loss) for the year (before other comprehensive income), adjusting the after tax effect of interest and other financing costs associated with dilutive potential equity shares, attributable to the equity shareholders, by the weighted average number of equity shares considered for deriving basic earnings per share and also the weighted average number of equity shares which could be issued on the conversion of all dilutive potential equity shares.

### xxix. Recent Accounting Pronouncements

On March 24, 2021, the Ministry of Corporate Affairs (MCA) through a notification, amended schedule III of the Companies Act, 2013. The amendments revise Division I, II and III of Schedule III and are applicable from April 1, 2021.

Key amendments relating to Division II which relate to companies whose financial statements are required to comply with Companies (Indian Accounting Standards) Rules, 2015 are:

#### Balance Sheet:

- Lease Liabilities should be separately disclosed under the head "financial liabilities", duly distinguished as current or non-current.
- Certain additional disclosures in the statement of changes in equity such as changes in equity share capital due to prior period rectifications and restated balances at the beginning of the current reporting period.
- Specified format for disclosure of shareholding of promoters.
- Specified format for ageing schedule of trade receivables, trade payables, capital work-in-progress and intangible assets under development.
- If a Company has not used funds for the specific purpose for which it was borrowed from banks and financial institutions, then disclosure of details of where it has been used.
- Specific disclosure under 'additional regulatory requirement' such as compliance with approved schemes of arrangements, compliance with number of layers of companies, title deeds of immovable property not held in name of the Company, loans and advances to promoters, directors, key managerial personnel (KMP) and related parties, details of benami property held etc.
- Current maturities of Long term borrowings shall be disclosed separately under the Short Term Borrowing (Current) which was earlier shown under Other Financial Liabilities.
- Classification of Security Deposits has been reclassified from Loans to Other Financial Assets (Current and non-Current)

#### Statement of Profit and Loss:

- Additional disclosures relating to Corporate Social Responsibility (CSR), undisclosed income and crypto or virtual currency specified under the head 'additional information' in the notes forming part of the financial statements.

### 3) Use of estimates and management judgements

The preparation of financial statements in conformity with Indian Accounting Standards (Ind AS) requires the management of the company to make judgments, estimates and assumptions that affect the reported amount of revenues, expenses, assets, liabilities and related disclosures concerning the items involved as well as contingent assets and liabilities at the balance sheet date.

The estimates and management's judgments are based on previous experience and other factors considered reasonable and prudent in the circumstances. Actual results may differ from these estimates.

## Notes forming part of the Consolidated Financial Statements for the year ended March 31, 2022

Estimates and underlying assumptions are reviewed on an ongoing basis. Revisions to accounting estimates are recognised in the period in which the estimates are revised and in any future periods affected

The areas involving critical judgement are as follows:

### i. Useful lives of property plant and equipment / intangible assets

Property, plant and equipment / intangible assets are depreciated / amortised over their estimated useful lives, after taking into account estimated residual value. Management reviews the estimated useful lives and residual values of the assets annually in order to determine the amount of depreciation / amortisation to be recorded during any reporting period. The useful lives and residual values are based on the Group's historical experience with similar assets and take into account anticipated technological changes. The depreciation / amortisation for future periods is revised if there are significant changes from previous estimates.

### ii. Provisions and contingencies

The assessments undertaken in recognizing provisions and contingencies have been made in accordance with Ind AS 37, 'Provisions, Contingent Liabilities and Contingent Assets'. The evaluation of the likelihood of the contingent events has required best judgment by management regarding the probability of exposure to potential loss. The timing of recognition and quantification of the liability requires the application of judgement to existing facts and circumstances, which can be subject to change.

### iii. Post-employment benefit plans

Employee benefit obligations are measured on the basis of actuarial assumptions which include mortality and withdrawal rates as well as assumptions concerning future developments in discount rates, the rate of salary increases and the inflation rate. The Group considers that the assumptions used to measure its obligations are appropriate and documented. However, any changes in these assumptions may have a material impact on the resulting calculations.

### iv. Provision for income taxes and deferred tax assets

Significant judgements are involved in estimating budgeted profits for the purpose of paying advance tax, determining the provision for income taxes, including amount expected to be paid/recovered for uncertain tax positions

Deferred tax assets are recognised for unused tax losses and unused tax credit to the extent that it is probable that taxable profit would be available against which the losses could be utilised. Significant management judgment is required to determine the amount of deferred tax assets that can be recognised, based upon the likely timing and the level of future taxable profits together with future tax planning strategies.

### v. Leases

The Group evaluates if an arrangement qualifies to be a lease as per the requirements of Ind AS 116. Identification of a lease requires significant judgment. The Group uses significant judgement in assessing the lease term (including anticipated renewals) and the applicable discount rate.

The Group determines the lease term as the non-cancellable period of a lease, together with both periods covered by an option to extend the lease if the group is reasonably certain to exercise that option; and periods covered by an option to terminate the lease if the Group is reasonably certain not to exercise that option. In assessing whether the Group is reasonably certain to exercise an option to extend a lease, or not to exercise an option to terminate a lease, it considers all relevant facts and circumstances that create an economic incentive for the Group to exercise the option to extend the lease, or not to exercise the option to terminate the lease. The Group revises the lease term if there is a change in the non-cancellable period of a lease.

The discount rate is generally based on the incremental borrowing rate specific to the lease being evaluated or for a portfolio of leases with similar characteristics.

## Notes forming part of the Consolidated Financial Statements for the year ended March 31, 2022

### vi. Fair value measurement of financial instruments

When the fair value of financial assets and financial liabilities recorded in the balance sheet cannot be measured based on quoted price in markets, then fair value is measured using valuation techniques including the Discounted Cash Flow model. The inputs to these models are taken from observable markets where possible, but where this is not feasible, a degree of judgement is required in establishing fair values. Judgements include considerations of inputs such as liquidity risk, credit risk and volatility. Changes in assumptions about these factors could affect the reported fair value of financial instruments.



**Notes forming part of the Consolidated Financial Statements** for the year ended March 31, 2022**Non-Current Assets****Note 4: Property, Plant and Equipment (PPE)**

(₹ in Crores)

Particulars	Land	Building	Plant & Equipments	Furniture & Fixtures	Computers	Office Equipments	Electrical Appliances	Vehicles	Farm Assets and Equipment	Total
<b>Gross Block (at Cost)</b>										
<b>As at April 01, 2020</b>	<b>345.89</b>	<b>203.41</b>	<b>1,993.72</b>	<b>13.84</b>	<b>11.72</b>	<b>4.04</b>	<b>12.09</b>	<b>25.94</b>	<b>0.92</b>	<b>2,611.57</b>
Additions during the year	1.98	11.46	40.75	0.54	1.50	0.64	1.12	1.59	-	59.58
Disposals/ deductions during the year	(0.42)	(1.53)	(12.49)	-	-	-	-	(0.15)	-	(14.59)
<b>As at March 31, 2021</b>	<b>347.45</b>	<b>213.34</b>	<b>2,021.98</b>	<b>14.38</b>	<b>13.22</b>	<b>4.68</b>	<b>13.21</b>	<b>27.38</b>	<b>0.92</b>	<b>2,656.56</b>
<b>As at April 01, 2021</b>	<b>347.45</b>	<b>213.34</b>	<b>2,021.98</b>	<b>14.38</b>	<b>13.22</b>	<b>4.68</b>	<b>13.21</b>	<b>27.38</b>	<b>0.92</b>	<b>2,656.56</b>
Balance transferred pursuant to scheme of arrangement (refer note 42)	(150.89)	(87.70)	(823.35)	(3.64)	(4.46)	(1.81)	(2.68)	(9.97)	(0.03)	(1,084.53)
<b>Balance as at April 01, 2021 (post demerger)</b>	<b>196.56</b>	<b>125.64</b>	<b>1,198.63</b>	<b>10.74</b>	<b>8.76</b>	<b>2.87</b>	<b>10.53</b>	<b>17.41</b>	<b>0.89</b>	<b>1,572.03</b>
Additions during the year	-	5.92	59.36	1.14	0.33	0.10	0.10	0.23	0.38	67.56
Disposals/ deductions during the year	-	-	(18.52)	-	(0.27)	(0.20)	-	(1.18)	-	(20.17)
<b>As at March 31, 2022</b>	<b>196.56</b>	<b>131.56</b>	<b>1,239.47</b>	<b>11.88</b>	<b>8.82</b>	<b>2.77</b>	<b>10.63</b>	<b>16.46</b>	<b>1.27</b>	<b>1,619.42</b>
<b>Accumulated Depreciation</b>										
<b>As at April 01, 2020</b>	<b>-</b>	<b>75.63</b>	<b>873.08</b>	<b>10.38</b>	<b>10.04</b>	<b>3.01</b>	<b>9.74</b>	<b>13.07</b>	<b>0.60</b>	<b>995.55</b>
Charge for the year	-	6.52	64.11	0.54	0.73	0.25	0.53	2.39	0.05	75.12
Disposals/ deductions during the year	-	(0.72)	(6.53)	-	-	-	-	(0.08)	-	(7.33)
<b>As at March 31, 2021</b>	<b>-</b>	<b>81.43</b>	<b>930.66</b>	<b>10.92</b>	<b>10.77</b>	<b>3.26</b>	<b>10.27</b>	<b>15.38</b>	<b>0.65</b>	<b>1,063.34</b>
<b>As at April 01, 2021</b>	<b>-</b>	<b>81.43</b>	<b>930.66</b>	<b>10.92</b>	<b>10.77</b>	<b>3.26</b>	<b>10.27</b>	<b>15.38</b>	<b>0.65</b>	<b>1,063.34</b>
Balance transferred pursuant to scheme of arrangement (refer note 42)	-	(36.80)	(411.73)	(3.13)	(3.79)	(1.39)	(1.86)	(4.30)	(0.01)	(463.01)
<b>Balance as at April 01, 2021 (post demerger)</b>	<b>-</b>	<b>44.63</b>	<b>518.93</b>	<b>7.79</b>	<b>6.98</b>	<b>1.87</b>	<b>8.41</b>	<b>11.08</b>	<b>0.64</b>	<b>600.33</b>
Charge for the year	-	4.41	39.93	0.55	0.45	0.15	0.42	1.45	0.05	47.41
Disposals/ deductions during the year	-	-	(17.54)	-	-	-	-	(1.12)	-	(18.66)
<b>As at March 31, 2022</b>	<b>-</b>	<b>49.04</b>	<b>541.32</b>	<b>8.34</b>	<b>7.43</b>	<b>2.02</b>	<b>8.83</b>	<b>11.41</b>	<b>0.69</b>	<b>629.08</b>

## Notes forming part of the Consolidated Financial Statements for the year ended March 31, 2022

### Non-Current Assets

#### Note 4: Property, Plant and Equipment (PPE) (contd.)

(₹ in Crores)

Particulars	Land	Building	Plant & Equipments	Furniture & Fixtures	Computers	Office Equipments	Electrical Appliances	Vehicles	Farm Assets and Equipment	Total
<b>Net Carrying Cost</b>										
As at March 31, 2021	347.45	131.91	1,091.32	3.46	2.45	1.42	2.94	12.00	0.27	1,593.22
As at March 31, 2022	196.56	82.52	698.15	3.54	1.39	0.75	1.80	5.05	0.58	990.34

#### Note 4 (i) Disclosures

- Aggregate amount of depreciation has been included under "Depreciation and Amortisation" in the Statement of Profit and Loss, refer note 35.
- For information on Property, Plant & Equipment hypothecated as security by the Company, refer note 20.
- For disclosure of contractual commitments for the acquisition of Property, Plant and Equipment, refer note 39.
- Title deeds of all the immovable properties comprising of land and building are held in the name of the Company. In respect of lease-hold land and self-constructed buildings on leasehold land, the land lease agreement is in the name of the Company, where the Company is the lessee in the agreement.
- There are no proceedings against the Group being the Companies registered under "the Act", that have been initiated or pending against them for holding any Benami property under the Benami Transactions (Prohibition) Act, 1988 (45 of 1988) and the rules made thereunder.

### Note 5: Leases- Right to Use of Assets and Lease Liabilities

#### Note 5 (i): Right to Use of Assets

(₹ in Crores)

Particulars	As at March 31, 2022	As at March 31, 2021
		<b>Building</b>
<b>Gross Carrying Cost</b>		
<b>Opening Balance</b>	24.60	22.68
Balance transferred pursuant to scheme of arrangement (refer note 42)	(12.31)	-
<b>Balance as on April 01, 2021 (post Demerger)</b>	12.29	22.68
Additions during the year	-	2.33
Disposals/deductions during the year	-	(0.41)
<b>Closing Balance as on March 31, 2022</b>	12.29	24.60
<b>Accumulated Depreciation</b>		
<b>Opening Balance</b>	6.17	4.00
Balance transferred pursuant to scheme of arrangement (refer note 42)	(3.19)	-
<b>Balance as on April 01, 2021</b>	2.98	4.00
Charge for the year	2.48	2.19
Disposals/deductions during the year	-	(0.02)
<b>Closing Balance as on March 31, 2022</b>	5.46	6.17
<b>Net Carrying Cost</b>	6.83	18.43

**Notes forming part of the Consolidated Financial Statements** for the year ended March 31, 2022**Note 5: Leases- Right to Use of Assets and Lease Liabilities** (contd.)**Note 5 (ii): Lease Obligation (As a lessee):**

The Company has taken various premises on operating lease for lease period of 1 year to 5 years from the date of lease. The lease period may be further extended as per mutual decision of the parties. The Company has elected not to apply the requirements of Ind AS 116 Leases to short-term leases of all assets that have a lease term of 12 months or less and leases for which the underlying asset is of low value, the expenditure on which has been recognized under line item "Short term leases" under Other expenses (refer note 36).

Incremental borrowing rate of 8.60% has been used for measurement of present value of remaining lease payments and right of use assets.

(₹ in Crores)

Particulars	As at March 31, 2022	As at March 31, 2021
<b>Opening Balance</b>	<b>16.24</b>	<b>18.01</b>
Balance transferred pursuant to scheme of arrangement (refer note 42)	(7.80)	-
Opening balance (post Demerger)	<b>8.44</b>	<b>18.01</b>
Additions during the year	-	2.33
Deletions during the year	-	(0.35)
Finance Cost Accrued during the year	0.65	1.56
Payment of Lease Liabilities during the year	(2.64)	(5.31)
<b>Closing Balance</b>	<b>6.45</b>	<b>16.24</b>

**The break-up of current and non-current lease liabilities is as follows:**

(₹ in Crores)

Particulars	As at March 31, 2022	As at March 31, 2021
Lease Liabilities- Current	2.64	5.17
Lease Liabilities- Non-Current	3.81	11.07
<b>Total</b>	<b>6.45</b>	<b>16.24</b>

**Note 5 (iii): Contractual maturities of lease liabilities on an undiscounted basis:**

(₹ in Crores)

Particulars	For the year ended March 31, 2022	For the year ended March 31, 2021
Less than one year	2.64	5.17
One to five years	3.81	11.07
More than five years	-	-
	<b>6.45</b>	<b>16.24</b>

**Note 5 (iv): Lease Expenses**

(₹ in Crores)

Particulars	For the year ended March 31, 2022	For the year ended March 31, 2021
Depreciation of Right of Use Assets	2.48	2.19
Finance Cost on Lease Liability	0.65	1.56
Short term lease paid	(2.64)	(5.31)
	<b>0.49</b>	<b>(1.56)</b>

## Notes forming part of the Consolidated Financial Statements for the year ended March 31, 2022

### Note 5: Leases- Right to Use of Assets and Lease Liabilities (contd.)

#### Note 5 (v): Amount recognized in Statement of Cash Flow

The lease payments have been classified as financing activities in the Statement of Cash Flow under Ind AS 116. (₹ in Crores)

Particulars	For the year ended March 31, 2022	For the year ended March 31, 2021
Repayment of Lease liabilities-Principal amount	1.99	3.75
Repayment of Lease liabilities-Interest amount	0.65	1.56
<b>Total</b>	<b>2.64</b>	<b>5.31</b>

### Note 6: Capital Work In progress (CWIP)

(₹ in Crores)

Particulars	As at March 31, 2022	As at March 31, 2021
Opening Balance	21.24	6.78
Balance transferred pursuant to scheme of arrangement (refer note 42)	(6.99)	-
<b>Opening as on April 01, 2021 (post Demerger)</b>	<b>14.25</b>	<b>6.78</b>
Additions during the year	66.66	57.69
Capitalized during the year##	52.17	43.23
<b>Closing Balance</b>	<b>28.74</b>	<b>21.24</b>

## There were no pre-operative expenses which were required to be capitalised.

#### Note 6 (i): CWIP ageing Schedule:

(₹ in Crores)

Particulars	Less than 1 year	1-2 year	2-3 Year	More than 3 year	Total
<b>As at March 31, 2022</b>					
Project in Progress	28.20	0.54	-	-	28.74
Project temporarily suspended#	-	-	-	-	-
<b>Total</b>	<b>28.20</b>	<b>0.54</b>	<b>-</b>	<b>-</b>	<b>28.74</b>
<b>As at March 31, 2021</b>					
Project in Progress	20.38	0.86	-	-	21.24
Project temporarily suspended#	-	-	-	-	-
<b>Total</b>	<b>20.38</b>	<b>0.86</b>	<b>-</b>	<b>-</b>	<b>21.24</b>

#No Projects have been temporarily suspended.

### Note 7: Goodwill

(₹ in Crores)

Particulars	As at March 31, 2022	As at March 31, 2021
Opening Balance	0.01	-
Acquisitions through business combination *		0.01
Balance transferred pursuant to scheme of arrangement (refer note 42)	(0.01)	-
<b>Closing Balance</b>	<b>-</b>	<b>0.01</b>

\* During the previous year, the Company had acquired the 10,000 Equity shares of Dhampur Bio Organics Limited (erstwhile RMSD Enterprises Private Limited), constituting 100% of paid-up share capital and became the wholly owned subsidiary company w.e.f. March 31, 2021.

**Notes forming part of the Consolidated Financial Statements** for the year ended March 31, 2022**Note 8: Intangible Assets**

(₹ in Crores)

Particulars	As at	As at
	March 31, 2022	March 31, 2021
	<b>Computer Software Licenses</b>	
<b>Gross Assets</b>	3.93	3.92
<b>Opening balance</b>	-	0.01
Additions during the year	-	-
Disposals/deductions during the year	<b>3.93</b>	<b>3.93</b>
<b>Closing Balance</b>		
<b>Amortization Depericiations</b>		
<b>Opening balance</b>	1.45	1.05
Charges for the year	0.40	0.40
Disposals/deductions during the year	-	-
<b>Closing balance</b>	<b>1.85</b>	<b>1.45</b>
<b>Net Carrying Cost</b>	<b>2.08</b>	<b>2.48</b>

**Note 9: Biological Assets****Note 9 (i): Non-current biological assets**

(₹ in Crores)

Particulars	As at	As at
	March 31, 2022	March 31, 2021
Live stock (refer note. 2(viii))	#	#
Less: Live stock (Loss)	#	-
<b>Closing Balance</b>	-	#

# Value is ₹ 37,771 not reflecting due to rounding off.

**Note 9 (ii): Current biological assets**

(₹ in Crores)

Particulars	As at	As at
	March 31, 2022	March 31, 2021
Standing Crop	1.04	1.17
Add: Change in fair value *	3.03	1.11
Less: Harvested during the year	(2.70)	(1.24)
<b>Closing Balance</b>	<b>1.37</b>	<b>1.04</b>

\* excludes fair value of self consumed sugar cane of ₹ 1.58 crore (Previous Year ₹ 2.31 crore).

## Notes forming part of the Consolidated Financial Statements for the year ended March 31, 2022

### Note 10: Investments

#### Non - Current Investments

(₹ in Crores)

Particulars	Face Value	No. of Shares/ Units	As at March 31, 2022	No. of Shares/ Units	As at March 31, 2021
<b>(I) (a) Equity instruments</b>					
<b>(i) Investment in others (Unquoted)</b> (Carried at deemed cost)					
Rāmgangā Sanyukta Sahkari Kheti Samiti Limited	₹ 100	1	#	1	#
# (Value is ₹ 100, not reflecting due to rounding off)					
<b>Total of Investment in others (Unquoted)</b>			#		#
<b>(ii) Investment in others (Quoted)</b>					
VLS Finance Limited	₹ 10	2,63,142	4.21	2,63,142	2.15
South Asian Enterprises Limited	₹ 10	2,50,000	0.93	2,50,000	0.26
BP PLC	GBP 5.7269			6,400	0.19
<b>Total Investment in others (Quoted)</b>			<b>5.14</b>		<b>2.60</b>
<b>Total</b>			<b>5.14</b>		<b>2.60</b>

#### Note 10 (i): Fair Value Disclosure

(₹ in Crores)

Particulars	As at March 31, 2022	As at March 31, 2021
Investment carried at deemed cost	#	#
Investment carried at fair value through FVTPL (Market Price)	-	-
Investment carried at fair value through OCI (Market Price)	5.14	2.60

#### Note 10 (ii): Disclosure for Valuation method used

(₹ in Crores)

Disclosure of non-current investments	As at March 31, 2022	As at March 31, 2021
Aggregate amount of quoted investments and market value	5.14	2.60
Aggregate amount of unquoted investments	#	#
Aggregate amount of write off and impairment in value of Investments	-	-

#### Note 10 (iii): Investments at Fair Value Through Other Comprehensive Income (FVTOCI)

Investments at Fair Value Through Other Comprehensive Income (FVTOCI) reflect investment in quoted and unquoted equity securities. These equity shares are designated as FVTOCI as they are not held for trading purpose and are not in similar line of business as the Company, thus disclosing their fair value change in profit and loss will not reflect the purpose of holding.

**Notes forming part of the Consolidated Financial Statements** for the year ended March 31, 2022**Note 11: Financial assets - Loans and advances****Note 11 (i): Current Loans and advances**

(₹ in Crores)

Disclosure of non-current investments	As at March 31, 2022	As at March 31, 2021
(Unsecured and considered good, unless otherwise stated)		
<b>Other loans and advances :</b>		
Advances recoverable in cash or in kind	1.78	7.98
<b>Total</b>	<b>1.78</b>	<b>7.98</b>

**Note 12: Other financial assets****Note 12(i): Other Non- current financial assets**

(₹ in Crores)

Particulars	As at March 31, 2022	As at March 31, 2021
(Unsecured and considered good, unless otherwise stated)		
<b>Security deposits*</b>		
- to related parties	1.32	2.06
- to others	0.66	0.84
<b>Total</b>	<b>1.98</b>	<b>2.90</b>

\*Security deposits majorly include deposits given towards premises taken on rent.

**Note 12(ii): Other Current financial assets**

(₹ in Crores)

Particulars	As at March 31, 2022	As at March 31, 2021
(Unsecured and considered good, unless otherwise stated)		
Carried at amortised cost		
Insurance claim receivable	0.46	0.12
Interest receivable	0.44	0.73
Carried at fair value through other comprehensive income		
Derivative Assets	-	1.52
Other recoverable	-	2.51
<b>Total</b>	<b>0.90</b>	<b>4.88</b>

**Note 13: Other assets****Note 13(i): Other Non-current assets**

(₹ in Crores)

Particulars	As at March 31, 2022	As at March 31, 2021
(Unsecured considered good unless otherwise stated)		
Capital advance	12.60	16.55
Income tax refundable (refer note 13 (i) a)	2.76	6.04
Payment of taxes under protest/appeal	0.62	1.66
<b>Total</b>	<b>15.98</b>	<b>24.25</b>

## Notes forming part of the Consolidated Financial Statements for the year ended March 31, 2022

### Note 13: Other assets (contd.)

#### a. Non-current income tax

(₹ in Crores)

Particulars	As at March 31, 2022	As at March 31, 2021
Advance Taxes Paid and TDS receivables	163.11	219.21
Less : Provision for tax	(160.35)	(213.17)
<b>Total</b>	<b>2.76</b>	<b>6.04</b>

#### Note 13(ii): Other Current assets

(₹ in Crores)

Particulars	As at March 31, 2022	As at March 31, 2021
(Unsecured considered good unless otherwise stated)		
Advance to suppliers	10.48	13.72
Advances to employees	0.14	0.42
Balance with revenue authorities	22.59	11.21
Subsidy receivable from Government/Government Authority	1.02	83.28
Prepaid expenses	4.27	11.35
Advance recoverable - other	0.16	2.03
<b>Total</b>	<b>38.66</b>	<b>122.01</b>

### Note 14: Inventories

(₹ in Crores)

Particulars	As at March 31, 2022	As at March 31, 2021
Valued at or below cost (refer note no. - 2 (vii))		
Raw materials	35.23	30.06
Work-in-process	12.75	25.03
Finished goods	748.10	1,197.21
Stock in trade	35.77	0.55
Stores & Spare parts	20.45	39.58
Loose tools	0.05	0.12
<b>Total</b>	<b>852.35</b>	<b>1,292.55</b>

#### Note 14 (i): Inventories given as security of bank borrowings

Inventory above includes charge by way of pledge of Stock of Sugar and by way of Hypothecation of Stock of Molasses, Bagasse, Ethanol, Ethyl Acetate, Chemicals, and Stores & Spares.



**Notes forming part of the Consolidated Financial Statements** for the year ended March 31, 2022**Note 15: Trade receivables**

(₹ in Crores)

Particulars	As at March 31, 2022	As at March 31, 2021
(Unsecured considered good unless otherwise stated)		
Trade Receivables from Related Party	0.00	1.46
Trade Receivables from Others *	159.91	295.34
<b>Total</b>	<b>159.91</b>	<b>296.80</b>

\* Includes unbilled revenue of ₹ 10.59 Crores (PY: ₹ 18.04 Crores).

**Note 15(i): Trade receivables ageing schedule**

As at March 31, 2022

(₹ in Crores)

Particulars	Unbilled revenue*	Not due	Amount outstanding for following periods from due date of payment					Total
			Less than 6 Months	6 months to 1 Year	1 Year to 2 year	2 Year to 3 year	more than 3 year	
<b>Undisputed Trade receivables</b>								
(i) Considered good	10.59	61.31	75.38	4.59	7.69	0.30	0.05	159.91
(ii) Which have significant increase in credit risk	-	-	-	-	-	-	-	-
(iii) Credit impaired	-	-	-	-	-	-	-	-
<b>Disputed Trade receivables</b>								
(i) Considered good	-	-	-	-	-	-	-	-
(ii) Which have significant increase in credit risk	-	-	-	-	-	-	-	-
(iii) Credit impaired	-	-	-	-	-	-	-	-
<b>Total</b>	<b>10.59</b>	<b>61.31</b>	<b>75.38</b>	<b>4.59</b>	<b>7.69</b>	<b>0.30</b>	<b>0.05</b>	<b>159.91</b>

As at March 31, 2021

(₹ in Crores)

Particulars	Unbilled revenue*	Not due	Amount outstanding for following periods from due date of payment					Total
			Less than 6 Months	6 months to 1 Year	1 Year to 2 year	2 Year to 3 year	more than 3 year	
<b>Undisputed Trade receivables</b>								
(i) Considered good	18.04	11.33	203.00	13.36	22.85	12.24	15.98	296.80
(ii) Which have significant increase in credit risk	-	-	-	-	-	-	-	-
(iii) Credit impaired	-	-	-	-	-	-	-	-
<b>Disputed Trade receivables</b>								
(i) Considered good	-	-	-	-	-	-	-	-
(ii) Which have significant increase in credit risk	-	-	-	-	-	-	-	-
(iii) Credit impaired	-	-	-	-	-	-	-	-
<b>Total</b>	<b>18.04</b>	<b>11.33</b>	<b>203.00</b>	<b>13.36</b>	<b>22.85</b>	<b>12.24</b>	<b>15.98</b>	<b>296.80</b>

\* Represents sales made in the month of March which were subsequently billed.

## Notes forming part of the Consolidated Financial Statements for the year ended March 31, 2022

### Note 16: Cash and Cash Equivalent

(₹ in Crores)

Particulars	As at March 31, 2022	As at March 31, 2021
<b>Balances with banks :</b>		
- In current account *	43.82	14.96
- Funds in Transit **	-	56.50
Cash in hand	0.73	0.99
<b>Total</b>	<b>44.55</b>	<b>72.45</b>

\* Includes balance of ₹ 39.83 crores for dividend declared on March 21, 2022 and paid on April 11, 2022.

\*\* Received on next working day of Bank i.e April 03, 2021.

### Note 17: Bank Balances other than cash and cash equivalents

(₹ in Crores)

Particulars	As at March 31, 2022	As at March 31, 2021
<b>Balances with banks :</b>		
-In unpaid dividend accounts	1.00	1.18
<b>Other bank balances :</b>		
Deposits earmarked for fixed deposit and others	7.87	4.45
Deposits earmarked for molasses storage fund	5.13	2.12
<b>Total</b>	<b>14.00</b>	<b>7.75</b>
<b>Value of Restricted Bank Balances</b>	<b>14.00</b>	<b>7.75</b>

### Note 18: Share capital

#### a. Authorised Share Capital

(₹ in Crores)

	As at March 31, 2022		As at March 31, 2021	
	(in Numbers)	(₹ in Crores)	(in Numbers)	(₹ in Crores)
<b>Equity shares of ₹ 10/- each</b>				
<b>Opening Balance</b>	<b>11,38,26,000</b>	<b>113.83</b>	<b>11,38,26,000</b>	<b>113.83</b>
Add: Reclassification of preference share into Equity Share pursuant to Scheme of Arrangement (refer note 42 and 53 (ii))	6,91,74,000	69.17	-	-
Less: Transfer of Authorised Share Capital pursuant to Scheme of Arrangement (refer note 42)	(9,15,00,000)	(91.50)	-	-
<b>Closing Balance</b>	<b>9,15,00,000</b>	<b>91.50</b>	<b>11,38,26,000</b>	<b>113.83</b>

(₹ in Crores)

	As at March 31, 2022		As at March 31, 2021	
	(in Numbers)	(₹ in Crores)	(in Numbers)	(₹ in Crores)
<b>Preference shares of ₹ 100/- each</b>				
<b>Opening Balance</b>	<b>69,17,400</b>	<b>69.17</b>	<b>69,17,400</b>	<b>69.17</b>
Less: Reclassification of preference share into Equity Share pursuant to Scheme of Arrangement (refer note 42 and 53 (i))	(69,17,400)	(69.17)	-	-
<b>Closing Balance</b>	<b>-</b>	<b>-</b>	<b>69,17,400</b>	<b>69.17</b>

**Notes forming part of the Consolidated Financial Statements** for the year ended March 31, 2022**Note 18: Share capital** (contd.)**b. Issued, subscribed & fully paid up**

(₹ in Crores)

	As at March 31, 2022		As at March 31, 2021	
	(in Numbers)	(₹ in Crores)	(in Numbers)	(₹ in Crores)
<b>Equity shares of ₹ 10/- each</b>				
Equity shares of ₹ 10/- each fully paid-up	6,63,87,590	66.38	6,63,87,590	66.38
Equity shares forfeited	3,25,496	0.07	3,25,496	0.07
Less : Cancellation of forfeited shares transferred to Capital Reserves (refer note 42)	(3,25,496)	(0.07)	-	-
<b>Closing Balance</b>	<b>6,63,87,590</b>	<b>66.38</b>	<b>6,67,13,086</b>	<b>66.45</b>

**c. Terms/ right attached to equity shares**

- The Company has only one class of equity shares having a par value of ₹ 10 per share. Each holder of equity shares is entitled to one vote per share.
- The Company declares and pays dividend in Indian rupees. The dividend when proposed by the Board of Directors, is subject to the approval of the shareholders in the ensuing Annual General Meeting. In the event of liquidation, the shareholders of equity shares are eligible to receive the remaining assets of the Company after distribution of all preferential amounts, in proportion to their shareholding.

**d. Details of Dividend****i) Detail of interim dividend and final dividend proposed**

The Board of Directors has declared interim dividend of 60% on equity shares (₹ 6 per equity shares of ₹ 10 each) in the meeting held on March 21, 2022 and the same has been paid in stipulated timeline and it is treated as final dividend.

**e. Other disclosures**

The Company has not reserved any equity shares under options and contracts for the sale of shares.

**f. Reconciliation of shares outstanding at the beginning and at the end of the reporting period is set out below :****Issued , subscribed and paid-up shares**

(₹ in Crores)

	As at March 31, 2022		As at March 31, 2021	
	(in Numbers)	(₹ in Crores)	(in Numbers)	(₹ in Crores)
<b>Equity shares</b>				
Opening Balance	6,63,87,590	66.38	6,63,87,590	66.38
Issued/ (Adjusted) during the period	-	-	-	-
<b>Closing Balance</b>	<b>6,63,87,590</b>	<b>66.38</b>	<b>6,63,87,590</b>	<b>66.38</b>

**g. Details of shareholders holding more than 5% shares :**

Particulars	As at March 31, 2022		As at March 31, 2021	
	(in Numbers)	(in %)	(in Numbers)	(in %)
<b>Equity shares of ₹ 10 each fully paid-up</b>				
Goel Investments Limited	1,06,55,515	16.05%	1,06,55,515	16.05%
Anil Kumar Goel	60,00,000	9.04%	58,70,000	8.84%
Sonitron Limited	49,40,716	7.44%	49,40,716	7.44%
Shudh Edible Products Limited	42,99,680	6.48%	42,99,680	6.48%
Gautam Goel	42,42,339	6.39%	42,42,339	6.39%

## Notes forming part of the Consolidated Financial Statements for the year ended March 31, 2022

### Note 18: Share capital (contd.)

#### h. Promoters shareholding

Promoter's Name	As at March 31, 2022		Change during the Year
	(in Numbers)	(in %)	(in %)
Goel Investments Limited	1,06,55,515	16.05%	-
Sonitron Limited	49,40,716	7.44%	-
Shudh Edible Products Limited	42,99,680	6.48%	-
Saraswati Properties Limited	32,66,758	4.92%	-
Ujjwal Rural Services Limited	1,25,000	0.19%	-
Gautam Goel	42,42,339	6.39%	-
Deepa Goel	23,41,936	3.53%	-
Gaurav Goel	20,16,904	3.04%	-
Vijay Kumar Goel	3,49,116	0.53%	-
Ishira Goel	1,05,525	0.16%	-
Bindu Vashist Goel	76,350	0.12%	-
Ashok Kumar Goel	55,384	0.08%	-
Aparna Jalan	46,100	0.07%	-
Shefali Poddar	31,760	0.05%	-
Vinita Goel	25,050	0.04%	-
Ritu Sanghi	7,500	0.01%	-
Asha Kumari Swaroop	4	0.00%	-

Promoter's Name	As at March 31, 2021		Change during the Year
	(in Numbers)	(in %)	(in %)
Goel Investments Limited	1,06,55,515	16.05%	-
Sonitron Limited	49,40,716	7.44%	-
Shudh Edible Products Limited	42,99,680	6.48%	-
Saraswati Properties Limited	32,66,758	4.92%	-
Ujjwal Rural Services Limited	1,25,000	0.19%	-
Gautam Goel	42,42,339	6.39%	-
Deepa Goel	23,41,936	3.53%	0.04
Gaurav Goel	20,16,904	3.04%	(0.03)
Vijay Kumar Goel	3,49,116	0.53%	-
Ishira Goel	1,05,525	0.16%	-
Bindu Vashist Goel	76,350	0.12%	-
Ashok Kumar Goel	55,384	0.08%	-
Aparna Jalan	46,100	0.07%	-
Shefali Poddar	31,760	0.05%	-
Vinita Goel	25,050	0.04%	-
Ritu Sanghi	7,500	0.01%	-
Asha Kumari Swaroop	4	0.00%	-

**Notes forming part of the Consolidated Financial Statements** for the year ended March 31, 2022**Note 19: Other Equity**

(₹ in Crores)

Particulars	As at March 31, 2022	As at March 31, 2021
<b>A. Reserves and Surplus</b>		
(i) Capital redemption reserve	-	3.72
(ii) Capital reserve	0.33	7.56
(iii) General reserve	-	122.04
(iv) Securities premium	-	379.94
(v) Storage fund/reserve for molasses	1.89	2.11
(vi) Retained Earnings	815.75	979.08
<b>B. Other reserves</b>		
(i) Remeasurement of post employment benefit obligation	(3.77)	(4.11)
(ii) FVOCI equity reserve	4.41	1.36
(iii) FVOCI Cash flow hedge reserve	-	0.98
(iv) Foreign currency translation reserve	-	0.92
(v) Non controlling interest	(0.01)	-
<b>Total</b>	<b>818.60</b>	<b>1,493.60</b>

**Note 19 (i): Movement in Other equity****(i) Capital Redemption Reserve**

(₹ in Crores)

Particulars	As at March 31, 2022	As at March 31, 2021
<b>Opening Balance</b>	<b>3.72</b>	<b>3.72</b>
Less: Balance transferred pursuant to scheme of arrangement (refer note 42)	(3.72)	-
<b>Closing Balance</b>	<b>-</b>	<b>3.72</b>

**(ii) Capital Reserve**

(₹ in Crores)

Particulars	As at March 31, 2022	As at March 31, 2021
<b>Opening Balance</b>	<b>7.56</b>	<b>7.56</b>
Add: Cancellation of forfeited shares pursuant to scheme of arrangement (refer note 42)	0.07	-
Less: Balance transferred pursuant to scheme of arrangement (refer note 42)	(7.30)	-
<b>Closing Balance</b>	<b>0.33</b>	<b>7.56</b>

**(iii) General Reserve**

(₹ in Crores)

Particulars	As at March 31, 2022	As at March 31, 2021
<b>Opening Balance</b>	<b>122.04</b>	<b>122.04</b>
Less: Balance transferred pursuant to scheme of arrangement (refer note 42)	(122.04)	-
<b>Closing Balance</b>	<b>-</b>	<b>122.04</b>

## Notes forming part of the Consolidated Financial Statements for the year ended March 31, 2022

### Note 19: Other Equity (contd.)

#### (iv) Securities Premium Reserve

(₹ in Crores)

Particulars	As at March 31, 2022	As at March 31, 2021
Opening Balance	379.94	379.94
Less: Balance transferred pursuant to scheme of arrangement (refer note 42)	(379.94)	-
<b>Closing Balance</b>	<b>-</b>	<b>379.94</b>

#### (v) Storage fund/reserve for molasses

(₹ in Crores)

Particulars	As at March 31, 2022	As at March 31, 2021
Opening Balance	2.11	1.58
Add: Molasses fund created during the year	0.34	0.53
Less: Transferred to retained earning	(0.56)	-
<b>Closing Balance</b>	<b>1.89</b>	<b>2.11</b>

#### (vi) Retained Earnings

(₹ in Crores)

Particulars	As at March 31, 2022	As at March 31, 2021
Opening Balance	979.08	789.73
Add: Profit for the year	144.04	229.19
Add: Loss on sale of equity trf from OCI to Retained Earning	-	(0.01)
Add: Transfer/ Adjustments from other reserves	3.25	-
<b>Less: Appropriations</b>		
i) Interim dividend inclusive of dividend distribution tax if any	(39.83)	(39.83)
ii) Demerger expenses pursuant to the scheme of arrangement	(3.00)	-
iii) Balance transferred pursuant to scheme of arrangement (refer note 42)	(267.79)	-
<b>Closing Balance</b>	<b>815.75</b>	<b>979.08</b>

### B. Other Reserves

#### (i) Remeasurement of post employment benefit obligation

(₹ in Crores)

Particulars	As at March 31, 2022	As at March 31, 2021
Opening Balance	(4.11)	(4.31)
Add: Addition during the year	0.34	0.20
Less: Utilised during the year	-	-
<b>Closing Balance</b>	<b>(3.77)</b>	<b>(4.11)</b>

#### (ii) FVOCI Equity Reserve

(₹ in Crores)

Particulars	As at March 31, 2022	As at March 31, 2021
Opening Balance	1.36	(0.22)
Add: Addition during the year	2.48	1.58
Less: Balance transferred pursuant to scheme of arrangement (refer note 42)	0.57	-
<b>Closing Balance</b>	<b>4.41</b>	<b>1.36</b>

**Notes forming part of the Consolidated Financial Statements** for the year ended March 31, 2022**Note 19: Other Equity** (contd.)**(iii) FVOCI Cash flow hedge reserve**

(₹ in Crores)

Particulars	As at March 31, 2022	As at March 31, 2021
Opening Balance	0.98	(5.72)
Add: Addition during the year	-	0.98
Less: Reclassify to Profit & Loss	(0.73)	5.72
Less: Transferred to retained earning	(0.25)	-
<b>Closing Balance</b>	<b>-</b>	<b>0.98</b>

**(iv) Foreign currency translation reserve**

(₹ in Crores)

Particulars	As at March 31, 2022	As at March 31, 2021
Opening Balance	0.92	0.90
Add: Addition during the year	-	0.02
Less: Balance transferred pursuant to scheme of arrangement (refer note 42)	(0.92)	-
<b>Closing Balance</b>	<b>(0.00)</b>	<b>0.92</b>

**Note 19 (ii): Nature and purpose of reserves****(i) Capital Redemption Reserve**

Capital redemption reserve was created against the redemption of cumulative preference shares.

**(ii) Capital Reserve**

Capital reserve was created against amalgamation.

**(iii) General Reserve**

This represents appropriation of profit after tax by the Company.

**(iv) Securities Premium**

Securities premium is used to record the premium on issue of securities. The reserve is utilised in accordance with the provision of the Companies Act, 2013.

**(v) Storage fund/reserve for molasses**

The storage fund for molasses has been created to meet the cost of construction of molasses storage tank as required under Uttar Pradesh Sheera Niyamtran (Sansodhan) Adesh, 1974.

**(vi) Retained Earnings**

This comprise the Company's undistributed profit after tax.

**(vii) FVOCI Equity Investment**

The Company has elected to recognise changes in fair value of certain investments in equity securities through OCI as Other Reserves. The Company transfers amount from this reserves to retained earnings when the relevant investment is sold and realised.

**(viii) FVOCI Cash flow hedge reserve**

The cash flow hedge reserve represents the cumulative effective portion of gain or losses arising on changes in fair value of designated portion of hedging instruments entered into for cash flow hedges. Such gains or losses will be reclassified to statement of profit and loss in the period in which the underlying hedge transaction occurs.

## Notes forming part of the Consolidated Financial Statements for the year ended March 31, 2022

### Note 20: Financial Liabilities - Borrowings

#### Note 20 (i): Non- Current borrowings

(₹ in Crores)

Particulars	As at March 31, 2022	As at March 31, 2021
<b>I. Secured Borrowings</b>		
<b>a. Term Loans</b>		
i. From Banks	126.06	226.17
ii. From Sugar Development Fund	19.81	34.20
<b>II. Unsecured Borrowings</b>		
<b>a. Term Loans</b>		
From bank	70.00	-
<b>b. Inter Corporate Deposit</b>		
From Related Parties	-	35.00
<b>c. Deposits from Public</b>		
From related parties	3.88	8.61
From Public	13.78	16.15
<b>Total</b>	<b>233.53</b>	<b>320.13</b>

Note:- For terms and details of security - refer note 20(iii).

#### Note 20 (ii): Current borrowings

(₹ in Crores)

Particulars	As at March 31, 2022	As at March 31, 2021
<b>I. Secured Borrowings</b>		
a. Current maturities of Non current Borrowings	44.35	110.54
b. Working capital loans From banks	586.65	707.23
<b>II. Unsecured Borrowings</b>		
a. Current maturities of Non current Borrowings	12.17	0.47
b. Deposits from public	-	-
- from related parties	1.00	1.90
- from others	1.42	1.54
<b>Total</b>	<b>645.59</b>	<b>821.68</b>

Note:- For terms and details of security - refer note 20(iv).



**Notes forming part of the Consolidated Financial Statements** for the year ended March 31, 2022  
 Note 20(iii): Non-current borrowings-Securities and Terms of repayment

(₹ in Crores)

Name of Bank/ Financial Institution	Interest Rate % p.a.	Repayment Frequency	Amount outstanding as at March 31, 2022		Amount outstanding as at March 31, 2021		Number of Instalments Outstanding	Amount of each Instalment	Details of security offered
			Current	Non Current	Current	Non Current			
1) Punjab National Bank Term loan (Soft Loan)	7.50%	Quarterly	0.23	-	19.82	0.23	Instalments Outstanding- 1	0.23	Secured by third pari passu charge on block of fixed assets of the Company and the Resultant Company and personal guarantee of promoter(s)/ director(s).
Term loan	7.50%	Quarterly	1.50	-	3.00	1.50	Instalments Outstanding- 2	0.75	Secured by first pari passu charge on block of fixed assets of the Company and the Resultant Company and personal guarantee of promoter(s)/ director(s).
Term loan	7.50%	Quarterly	4.72	11.03	6.30	15.75	Instalments Outstanding- 9	1.58	Secured by first pari passu charge on block of fixed assets of the Company and the Resultant Company and personal guarantee of promoter(s)/ director(s).
Term loan	7.50%	Quarterly	3.80	-	15.18	3.80	Instalments Outstanding- 1	3.80	Secured by first pari passu charge on block of fixed assets of the Company and the Resultant Company. Part of the outstanding loan, amounting to ₹ 109.46 (including ₹ 34.56 crore current outstanding), pertaining to demerged undertaking has been transferred pursuant to Scheme of arrangement.
Term loan (Soft Loan)	5.00%	Monthly	17.13	23.34	53.24	115.36	Instalments Outstanding- 26	1.56	Secured by first pari passu charge on block of fixed assets of the Company and the Resultant Company. Part of the outstanding loan, amounting to ₹ 109.46 (including ₹ 34.56 crore current outstanding), pertaining to demerged undertaking has been transferred pursuant to Scheme of arrangement.

## Notes forming part of the Consolidated Financial Statements for the year ended March 31, 2022

(₹ in Crores)

Note 20(iii): Non-current borrowings-Securities and Terms of repayment

Name of Bank/ Financial Institution	Interest Rate % p.a.	Repayment Frequency	Amount outstanding as at March 31, 2022		Amount outstanding as at March 31, 2021		Number of Instalments Outstanding	Amount of each Instalment	Details of security offered
			Current	Non Current	Current	Non Current			
Term Loan	7.50%	Quarterly	-	-	3.30	1.65	Instalments Outstanding- Nil	0.82	Term Loan has been transferred pursuant to Scheme of Arrangement, refer note 42.
Term loan	7.50%	Quarterly	-	-	3.00	7.50	Instalments Outstanding- Nil	0.75	These loans were secured by first pari passu charge on block of fixed assets of the Company and the Resultant Company and personal guarantee of promoter(s)/ director(s).
<b>Less :- Ind AS Impact</b>			<b>1.22</b>	<b>0.60</b>	<b>5.23</b>	<b>5.21</b>			
<b>Sub- Total</b>			<b>26.16</b>	<b>33.77</b>	<b>98.61</b>	<b>140.58</b>			
<b>2) UCO Bank</b>	8.35%	Quarterly	-	64.00	-	85.50	Instalments Outstanding- 12	₹ 5.375 except last four instalment of ₹ 5.25	Secured by subservient charge over land and building, plant & machinery and other immovable and movable fixed assets of the Company and the Resultant Company and present and future and personal guarantee of promoter(s)/ director(s)
<b>3) ICICI Bank</b>	6.05%	Quarterly	7.71	28.29	-	-	Instalments Outstanding- 14	2.57	Secured by residual charge over current assets and movable fixed assets of the Company present and future and personal guarantee of director.
<b>4) Car loan from Bank</b>	-	-	-	-	0.06	0.09	Monthly	Monthly	Hypothecation of Cars
<b>5) Government of India, Sugar Development Fund (SDF)</b>									
SDF Loan- Rajpura Unit, Cogen	4.75%	Half yearly	7.13	10.71	7.14	17.84	Instalments Outstanding- 5	3.57	Secured by first pari passu charge over the movable and immovable properties of Rajpura unit.

**Notes forming part of the Consolidated Financial Statements** for the year ended March 31, 2022  
 Note 20(iii): Non-current borrowings-Securities and Terms of repayment

(₹ in Crores)

Name of Bank/ Financial Institution	Interest Rate % p.a.	Repayment Frequency	Amount outstanding as at March 31, 2022		Amount outstanding as at March 31, 2021		Number of Instalments Outstanding	Amount of each Instalment	Details of security offered
			Current	Non Current	Current	Non Current			
SDF Loan- Rajpura Unit, Sugar	4.75%	Half yearly	0.47	4.23	-	4.70	Instalments Outstanding- 10	0.47	Secured by first pari passu charge over the movable and immovable properties of Rajpura unit.
SDF Loan- Dhampur Unit, Sugar	3.40%	Half yearly	3.84	5.76	3.84	9.60	Instalments Outstanding- 5	1.92	Secured by first pari passu charge over the movable and immovable properties of Dhampur Unit.
SDF Loan- Asmoli Unit	4.75%	Half yearly	-	-	1.22	1.82	Instalments Outstanding- Nil	0.61	Loan has been transferred pursuant to Scheme of Arrangement, refer note 42.
SDF Loan- Asmoli Unit	4.25%	Half yearly	-	-	1.17	2.36	Instalments Outstanding- Nil	0.59	
<b>Less :- Ind AS Impact</b>			<b>0.96</b>	<b>0.89</b>	<b>1.50</b>	<b>2.12</b>			
<b>Sub-Total</b>			<b>10.48</b>	<b>19.81</b>	<b>11.87</b>	<b>34.20</b>			
<b>6) Unsecured Loans from Bank and Inter Corporate Deposit</b>									
Kookmin Bank	7.30%	One time	-	70.00	-	-	Instalments Outstanding- 1	70.00	Personal guarantee of Director.
Inter Corporate Deposit from related parties	NA	NA	-	-	-	35.00	Instalments Outstanding- Nil	35.00	
<b>Sub-Total</b>			<b>-</b>	<b>70.00</b>	<b>-</b>	<b>35.00</b>			
<b>7) Unsecured Deposits from Public</b>									
Deposits from related parties	7.50% & 9.50%		5.34	3.88	-	8.61	On different due dates	-	
Deposits from Public	7.50% & 9.50%		6.83	13.78	0.47	16.15	On different due dates	-	
<b>Sub-Total</b>			<b>12.17</b>	<b>17.66</b>	<b>0.47</b>	<b>24.76</b>			
<b>Total</b>			<b>56.52</b>	<b>233.53</b>	<b>111.01</b>	<b>320.13</b>			

**Notes forming part of the Consolidated Financial Statements** for the year ended March 31, 2022  
 Note 20(iv): Current borrowings-Securities and Terms of repayment

(₹ in Crores)

Name of Bank/ Financial Institution	Interest Rate % p.a.	Repayment Frequency	Amount outstanding as at March 31, 2022	Amount outstanding as at March 31, 2021	Details of security offered
Punjab National Bank- Working Capital Loans	7.50%	NA	452.53	341.15	Secured by - first pari passu charge and pledge of stocks of sugar and sugar-in-process both present and future. - first pari passu charge and hypothecation of molasses, bagasse, general stores, chemicals unit finished goods/raw material, co-generation unit raw material, book debts etc. both present and future of the Company. - third pari passu charge on the block of fixed assets/ immovable properties of the Company - personal guarantee of the promoter(s)/ director(s) of the Company
Central Bank of India- Working Capital Loans	7.50%	NA	-	69.81	Secured by: - pledge of stocks of sugar and sugar-in-process both present and future on pari passu basis with other banks. - hypothecation of molasses, bagasse, general stores both present and future on pari passu basis of the Company. - first pari passu charge on the current assets of the Company. - third pari passu charge on the land and buildings of the Company. - personal guarantee of promoter(s)/ director(s) of the Company.
District Co-operative Banks- Working Capital Loans	7.50%	NA	95.97	219.59	Secured by - pledge of stocks of sugar - personal guarantee of promoter(s)/ director(s) of the Company.

**Notes forming part of the Consolidated Financial Statements** for the year ended March 31, 2022

Note 20(iv): Current borrowings-Securities and Terms of repayment

(₹ in Crores)

Name of Bank/ Financial Institution	Interest Rate % p.a.	Repayment Frequency	Amount outstanding as at March 31, 2022	Amount outstanding as at March 31, 2021	Details of security offered
Prathma U P Gramin Bank- Working Capital Loan	7.75%	NA	5.95	51.66	Secured by - pledge of stocks of sugar and sugar-in-process - third pari passu charge on the block of fixed assets , both present and future, of the Company - by personal guarantee of promoter(s)/ director(s) of the Company."
State Bank of India - Working Capital Demand Loan	7.50%	NA	32.20	25.02	Secured by: - first and exclusive charge on the stocks of sugar - Personal guarantee of promoter(s)/ director(s) of the Company.
Unsecured Deposits from Public- from related parties	7.50% & 9.50%	1 year	1.00	1.90	NA
Unsecured Deposits from Public- from Others	7.50% & 9.50%	1 year	1.42	1.54	NA
<b>Total</b>			<b>589.07</b>	<b>710.67</b>	

## Notes forming part of the Consolidated Financial Statements for the year ended March 31, 2022

### Note 21: Other Current Financial Liabilities

(₹ in Crores)

Particulars	As at March 31, 2022	As at March 31, 2021
<b>Carried at amortised cost</b>		
Interest accrued but not due on borrowings	5.04	2.90
Interest accrued and due on borrowings*	0.01	0.02
Interest accrued on MSME	0.14	0.37
Unclaimed matured deposits and interest accrued thereon **	#	0.03
Provision for CSR	5.95	4.90
Unpaid liability	14.49	19.21
Employee benefits	5.29	11.42
Security deposits	3.26	4.42
Unpaid dividend	40.83	1.18
Other payables	0.10	0.01
<b>Total</b>	<b>75.11</b>	<b>44.46</b>

\* Includes interest debited by banks on loans at the close of business hours as at year end i.e. March 31 which has been repaid by the Company on next working day.

\*\*Amount includes ₹ # (PY ₹ 0.01 Crores) being interest accrued and due on unclaimed matured deposit.

# ₹ 44,000 as at March 31, 2022

### Note 22: Provisions

#### Note 22 (i): Non Current provision

(₹ in Crores)

Particulars	As at March 31, 2022	As at March 31, 2021
<b>Provision for employee benefits</b>		
Gratuity (refer note 47)	15.32	32.80
<b>Total</b>	<b>15.32</b>	<b>32.80</b>

#### Note 22 (ii): Current provision

(₹ in Crores)

Particulars	As at March 31, 2022	As at March 31, 2021
<b>Provision for employee benefits</b>		
Gratuity (refer note 47)	1.82	2.93
Others	3.40	6.11
<b>Total</b>	<b>5.22</b>	<b>9.04</b>

### Note 23: Deferred tax asset/ (liability)

(₹ in Crores)

Particulars	As at March 31, 2022	As at March 31, 2021
<b>Deferred tax asset :</b>		
- On account of difference in the tax base value and carrying amount of Investments	(0.50)	5.94
- On account of temporary differences on allowability of expenses for tax purposes	6.75	6.11
- MAT credit entitlement	78.49	155.36
	<b>84.74</b>	<b>167.41</b>

**Notes forming part of the Consolidated Financial Statements** for the year ended March 31, 2022**Note 23: Deferred tax asset/ (liability)** (contd.)

(₹ in Crores)

Particulars	As at March 31, 2022	As at March 31, 2021
<b>Deferred tax liability :</b>		
- On account of accelerated depreciation for tax purposes	111.83	190.68
- On account of difference in the tax base value and carrying amount of land	2.96	10.42
	<b>114.79</b>	<b>201.10</b>
Net deferred tax assets/(liabilities)	<b>(30.05)</b>	<b>(33.69)</b>

**Note 23.1: Movement in deferred tax Liabilities/ deferred tax assets**

(₹ in Crores)

Particulars	Deferred Tax Assets			Deferred Tax Liability		Total
	Investment	Other Items	MAT credit entitlement	Land	Property, plant & equipments	
<b>At April 01, 2020</b>	<b>2.51</b>	<b>16.45</b>	<b>176.93</b>	<b>(12.87)</b>	<b>(176.83)</b>	<b>6.19</b>
<b>(Charged)/credited:-</b>						
-to profit & loss	3.43	(0.22)	(21.57)	2.45	(13.85)	(29.76)
-to other comprehensive income	-	(3.86)	-	-	-	(3.86)
-reversal of deferred tax on last year other comprehensive income	-	(3.77)	-	-	-	(3.77)
<b>At March 31, 2021</b>	<b>5.94</b>	<b>8.60</b>	<b>155.36</b>	<b>(10.42)</b>	<b>(190.68)</b>	<b>(31.20)</b>
<b>Opening Balance as at April 1, 2021</b>	<b>5.94</b>	<b>8.60</b>	<b>155.36</b>	<b>(10.42)</b>	<b>(190.68)</b>	<b>(31.20)</b>
Transfer pursuant to Scheme of Arrangement (refer note 42)	(6.12)	-	(63.71)	5.66	88.76	24.59
<b>Balance as at April 1, 2021 (post Demerger)</b>	<b>(0.18)</b>	<b>8.60</b>	<b>91.65</b>	<b>(4.76)</b>	<b>(101.92)</b>	<b>(6.61)</b>
<b>(Charged)/credited:-</b>						
-to profit & loss	-	(1.78)	(13.16)	1.80	(9.91)	(23.05)
-to other comprehensive income	(0.32)	0.27	-	-	-	(0.05)
-reversal of deferred tax on last year other comprehensive income	-	(0.34)	-	-	-	(0.34)
<b>At March 31, 2022</b>	<b>(0.50)</b>	<b>6.75</b>	<b>78.49</b>	<b>(2.96)</b>	<b>(111.83)</b>	<b>(30.05)</b>

**Note 24: Other Liabilities****Note 24 (i): Non Current Liabilities**

(₹ in Crores)

Particulars	As at March 31, 2022	As at March 31, 2021
Deferred Government Grants (refer note no. 40)	1.60	9.21
<b>Total</b>	<b>1.60</b>	<b>9.21</b>

## Notes forming part of the Consolidated Financial Statements for the year ended March 31, 2022

### Note 24: Other Liabilities (contd.)

#### Note 24 (ii): Current Liabilities

(₹ in Crores)

Particulars	As at March 31, 2022	As at March 31, 2021
Deferred Government Grants (refer note no. 40)	2.08	6.76
Advance from customers	8.72	6.62
Statutory dues payable	15.70	10.49
Others	8.02	1.00
<b>Total</b>	<b>34.52</b>	<b>24.87</b>

### Note 25: Trade payables

(₹ in Crores)

Particulars	As at March 31, 2022	As at March 31, 2021
<b>Trade payables</b>		
(i) Total outstanding dues of micro enterprises and small enterprises	2.74	4.64
(ii) Trade payable other than (i) above	228.97	589.34
<b>Total</b>	<b>231.71</b>	<b>593.98</b>

#### Note 25.1: Disclosures as required under the Micro, Small and Medium Enterprises Development Act, 2006

(₹ in Crores)

Particulars	As at March 31, 2022	As at March 31, 2021
a) The principal amount remaining unpaid to suppliers as at the end of accounting year	2.74	4.64
b) The interest due thereon remaining unpaid to suppliers as at the end of accounting year	0.14	0.37
c) The amount of interest paid by the Company in terms of Section 16, along with the amount of payments made to the micro and small enterprise beyond the appointed date during the period	-	-
d) The amount of interest due and payable for the period of delay in making payment which have been paid but beyond the appointed day during the period but without adding the interest specified under this Act.	-	-
e) The amount of interest accrued during the year and remaining unpaid at the end of the accounting year	-	0.02
f) The amount of further interest remaining due and payable even in succeeding years	0.14	0.37

The above mentioned outstandings are in normal course of business and the information regarding micro and small enterprises have been determined to the extent such parties have been identified on the basis of information available with the Company.



**Notes forming part of the Consolidated Financial Statements** for the year ended March 31, 2022**Note 25: Trade payables** (contd.)**Note 25.2: Trade Payable Ageing Schedule**

As at March 31, 2022

(₹ in Crores)

Particulars	Amount outstanding for following periods from due date of payment					Total
	Not due	Less than 1 Year	1 Year to 2 Year	2 Years to 3 years	More than 3 years	
<b>Undisputed dues</b>						
(i) MSME	-	2.74	-	-	-	2.74
(ii) Others	70.59	149.96	3.22	1.77	3.43	228.97
<b>Disputed dues</b>						
(i) MSME	-	-	-	-	-	-
(ii) Others	-	-	-	-	-	-
<b>Total</b>	<b>70.59</b>	<b>152.70</b>	<b>3.22</b>	<b>1.77</b>	<b>3.43</b>	<b>231.71</b>

As at March 31, 2021

(₹ in Crores)

Particulars	Amount outstanding for following periods from due date of payment					Total
	Not due	Less than 1 Year	1 Year to 2 Year	2 Years to 3 years	More than 3 years	
<b>Undisputed dues</b>						
(i) MSME	2.38	2.26	-	-	-	4.64
(ii) Others	23.00	484.31	57.21	1.87	22.95	589.34
<b>Disputed dues</b>						
(i) MSME	-	-	-	-	-	-
(ii) Others	-	-	-	-	-	-
<b>Total</b>	<b>25.38</b>	<b>486.57</b>	<b>57.21</b>	<b>1.87</b>	<b>22.95</b>	<b>593.98</b>

**Note 26: Current tax liabilities**

(₹ in Crores)

Particulars	As at March 31, 2022	As at March 31, 2021
Provision for tax	34.24	53.15
Less: Advance tax paid	(33.50)	(48.50)
<b>Total</b>	<b>0.74</b>	<b>4.65</b>

## Notes forming part of the Consolidated Financial Statements for the year ended March 31, 2022

### Note 27: Revenue from operations

(₹ in Crores)

Particulars	For the Year ended March 31, 2022	For the Year ended March 31, 2021
<b>(i) Sale of Products:</b>		
<b>a) Manufactured goods</b>		
Sugar	961.16	1,316.89
Chemicals	277.65	163.61
Ethanol	427.11	399.90
Potable Spirits	290.67	86.90
Power	67.48	60.86
Others	9.69	41.14
<b>b) Traded goods</b>		
Others	103.08	27.04
<b>Sub-Total (i)</b>	<b>2,136.84</b>	<b>2,096.34</b>
<b>(ii) Other Operating Revenue</b>		
Scrap sale	3.32	2.74
Insurance claim received	0.08	0.26
Subsidy from Government (refer note no 40)	20.19	130.39
Fair value gain on re-measurement of biological assets through profit or loss*	1.45	1.11
Duty drawback	0.30	1.40
Miscellaneous income	0.80	0.73
<b>Sub-Total (ii)</b>	<b>26.14</b>	<b>136.63</b>
<b>Total (i+ii)</b>	<b>2,162.98</b>	<b>2,232.97</b>

\* excludes fair value of self consumed sugar cane of ₹ 1.58 crore (Previous Year ₹ 2.31 crore)

#### Note 27 (i): Disaggregation of Revenue

Disaggregated revenue information have been given along with segment information (Refer Note No. 46)

### Note 28: Other income

(₹ in Crores)

Particulars	For the Year ended March 31, 2022	For the Year ended March 31, 2021
<b>Interest Income</b>		
- from financial assets carried at amortized cost	0.09	0.16
- from banks and others	1.44	0.19
Dividend income	0.04	0.04
Liabilities/ Provisions no longer required written back	0.30	1.29
<b>Other non-operating income</b>		
Income from rent	1.31	1.27
Profit on sales of fixed assets	1.33	-
Income from REC (net of expenses)	5.09	-
Impairment of investment written back	-	2.00
Miscellaneous Income	0.25	0.34
Foreign exchange Gain	0.79	6.78
<b>Total</b>	<b>10.64</b>	<b>12.07</b>

**Notes forming part of the Consolidated Financial Statements** for the year ended March 31, 2022**Note 29: Cost of materials consumed**

(₹ in Crores)

Particulars	For the Year ended March 31, 2022	For the Year ended March 31, 2021
<b>Cost of material consumed</b>		
- Sugar cane *	1,336.09	1,297.05
- Molasses	10.76	57.68
- Bagasse and other fuel	4.70	4.30
- Chemicals and others	249.00	126.12
<b>Total</b>	<b>1,600.55</b>	<b>1,485.15</b>

\* excludes fair value of self consumed sugar cane of ₹ 1.58 crore (Previous Year ₹ 2.31 crore)

**Note 30: Excise Duty on sale of goods**

(₹ in Crores)

Particulars	For the Year ended March 31, 2022	For the Year ended March 31, 2021
Excise duty on sale of goods	258.93	74.90
<b>Total</b>	<b>258.93</b>	<b>74.90</b>

**Note 31: Purchase of goods for resale**

(₹ in Crores)

Particulars	As at March 31, 2022	As at March 31, 2021
Purchase of goods for resale	24.21	26.73
<b>Total</b>	<b>24.21</b>	<b>26.73</b>

**Note 32: Changes in inventories of finished goods, work in progress and stock in trade**

(₹ in Crores)

Particulars	For the Year ended March 31, 2022	For the Year ended March 31, 2021
<b>Closing Stock: :</b>		
Finished goods	748.09	1,197.21
Work-in-progress	12.75	25.03
Stock-in-trade	35.76	0.55
<b>Total (a)</b>	<b>796.60</b>	<b>1,222.79</b>
<b>Opening Stock :</b>		
Finished stock	1,197.21	1,534.50
Work-in-progress	25.03	20.43
Stock-in-trade	0.55	0.32
Balance transferred pursuant to scheme of arrangement	(700.68)	-
<b>Total (b)</b>	<b>522.11</b>	<b>1,555.25</b>
Related to discontinued operations under the scheme of arrangement	-	236.81
<b>Net(Increase)/Decrease in stock (b-a)</b>	<b>(274.49)</b>	<b>95.65</b>

## Notes forming part of the Consolidated Financial Statements for the year ended March 31, 2022

### Note 33: Employees benefits expense

(₹ in Crores)

Particulars	For the Year ended March 31, 2022	For the Year ended March 31, 2021
Salaries and wages*	69.99	71.34
Contribution to Provident & other funds	5.37	5.17
Gratuity	2.11	2.05
Voluntary retirement compensation	0.10	0.09
Workmen & staff welfare expenses	0.59	0.57
<b>Total</b>	<b>78.16</b>	<b>79.22</b>

\* includes Directors and KMP Remunerations of ₹ 17.59 (Previous Year ₹ 17.59 )

### Note 34: Finance costs

(₹ in Crores)

Particulars	For the Year ended March 31, 2022	For the Year ended March 31, 2021
Interest expenses on financial liabilities measured at amortize cost	45.20	39.28
Other borrowing cost	5.73	2.58
	<b>50.93</b>	<b>41.86</b>
Less : Interest subsidy claimed on Buffer Stock	0.77	2.84
<b>Total</b>	<b>50.16</b>	<b>39.02</b>

### Note 35: Depreciation and amortisation expenses

(₹ in Crores)

Particulars	For the Year ended March 31, 2022	For the Year ended March 31, 2021
Depreciation of property, plant and equipment (refer note no.4)	47.41	48.81
Depreciation of right of use assets (refer note no. 5)	2.48	1.94
Amortisation of intangible assets (refer note no.8)	0.40	0.40
<b>Total</b>	<b>50.29</b>	<b>51.15</b>

### Note 36: Other expense

(₹ in Crores)

Particulars	For the Year ended March 31, 2022	For the Year ended March 31, 2021
Consumption of stores, spares & other manufacturing expenses	37.94	29.13
Power and fuel	2.57	2.22
Packing material expenses	28.52	17.34
<b>Selling Expenses :</b>		
- Commission to selling agents	2.32	3.56
- Other selling expenses	36.37	61.96
Less : Buffer stock subsidy claim agst. Insurance & handling	-	-0.51
<b>Repair &amp; Maintenance :</b>		
- Plant & machinery	20.91	21.79
- Building	2.32	2.04
- Others	1.97	2.50
Short term leases (Refer Note 5)	3.61	1.65

**Notes forming part of the Consolidated Financial Statements** for the year ended March 31, 2022**Note 36: Other expense** (contd.)

(₹ in Crores)

Particulars	For the Year ended March 31, 2022	For the Year ended March 31, 2021
Rates and taxes	3.13	2.26
Charity and donations	3.64	0.55
Insurance	2.99	2.60
Transfer to storage fund for molasses	0.34	0.35
Consultancy/Retainship/Professional Fees	3.65	8.87
Payment to auditors (refer note 36.1)	0.23	0.44
CSR Expenses (refer note 45)	5.97	7.76
Cane development expenses	1.38	3.03
Expenditure on crop	1.47	1.69
Balance written-off	3.25	4.02
Provision for doubtful debts	0.33	2.41
Director sitting fees	0.14	0.12
Loss on sale of fixed/discarded assets	0.15	0.26
Loss on material held for disposal	-	1.64
Denaturation of SDS	0.09	-
Foreign exchange difference (net)	0.49	-
Miscellaneous expenses	20.45	16.92
<b>Total</b>	<b>184.23</b>	<b>194.60</b>

**Note 36.1 Payment to Auditors**

(₹ in Crores)

Payment to Auditors	For the Year ended March 31, 2022	For the Year ended March 31, 2021
- Audit fees*	0.15	0.38
- Tax Audit	0.05	0.05
- Other services	0.02	-
- Reimbursement of expenses	0.01	0.01
<b>Total</b>	<b>0.23</b>	<b>0.44</b>

\* for the year ended March 31, 2021, audit fee includes audit fee paid for the demerged undertaking.

## Notes forming part of the Consolidated Financial Statements for the year ended March 31, 2022

### Note 37: Tax expense

#### Note 37(i): Income Tax Expenses

(₹ in Crores)

Particulars	For the Year ended March 31, 2022	For the Year ended March 31, 2021
Current Tax	34.50	36.75
Deferred Tax	23.05	18.52
<b>Tax expenses of continuing operation in statement of profit and loss</b>	<b>57.55</b>	<b>55.27</b>
<b>Tax expenses of discontinued operation in statement of profit and loss</b>	<b>-</b>	<b>30.91</b>
<b>Total Tax Expenses</b>	<b>57.55</b>	<b>86.18</b>

#### Note 37(ii): Reconciliation of tax expense and accounting profit multiplied by India's tax rate:

(₹ in Crores)

Particulars	For the Year ended March 31, 2022	For the Year ended March 31, 2021
Profit before tax from continuing operations	204.50	198.62
Profit before tax from discontinued operations	-	116.52
Applicable tax rate	34.94%	34.94%
<b>Computed tax expenses</b>	<b>71.46</b>	<b>106.60</b>
<b>Adjustments :</b>		
Income exempt from tax purposes	(0.24)	(1.03)
Expenses not allowed for tax purposes	2.48	12.78
Additional allowances for tax purposes	(1.82)	(0.10)
Deferred tax on non-depreciable assets and investment (Net)	0.32	(3.44)
Deduction u/s 80IA of Income Tax Act in respect of power undertaking	(26.61)	(32.38)
Tax adjustment for previous year	(1.83)	3.26
Deferred tax on change in income tax rate	-	-
Others	13.79	0.49
<b>Total Tax Expenses recognised in Statement of Profit and Loss for continuing operation and Discontinued Operations (excluding Deferred Tax Expenses)</b>	<b>57.55</b>	<b>86.18</b>
<b>Effective Tax Rate</b>	<b>28.14%</b>	<b>28.46%</b>
<b>Tax expenses of continuing operation in statement of profit and loss</b>	<b>57.55</b>	<b>55.27</b>
<b>Tax expenses of discontinued operation in statement of profit and loss</b>	<b>-</b>	<b>30.91</b>

#### Note 37 (iii)

Pursuant to Taxation Law (Amendment) Ordinance, 2019 (Ordinance), the domestic companies have option to pay corporate income tax @ 22% plus applicable surcharge and cess (New Tax Rate) subject to certain conditions w.e.f. financial year commencing from April 1, 2019 and thereafter. As at the year end, the Company has made an re-assessment of the impact of the Ordinance and decided to continue with the existing tax structure until utilization of accumulated minimum alternative tax (MAT) credits.

**Notes forming part of the Consolidated Financial Statements** for the year ended March 31, 2022**Note 38: 'Earnings per Share (EPS)**

(₹ in Crores)

Particulars	Details	As at March 31, 2022	As at March 31, 2021
<b>i) Net Profit/ Loss(-) available to Equity Shareholders</b>		<b>144.04</b>	<b>229.19</b>
- From Continuing Operation		144.04	143.58
- From Discontinuing Operation		-	85.61
(Used as numerator for calculating EPS)			
<b>ii) Weighted average No. of Equity Shares outstanding during the period:</b>			
- for Basic EPS	No.	6,63,87,590	6,63,87,590
- for Diluted EPS	No.	6,63,87,590	6,63,87,590
(Used as denominator for calculating EPS)			
<b>iii) Earning per Share from Continuing Operations</b>			
- Basic	₹	21.70	21.63
- Diluted	₹	21.70	21.63
<b>Earning per Share from Discontinuing Operations</b>			
- Basic	₹	-	12.89
- Diluted	₹	-	12.89
<b>Earning per Share from Continuing and Discontinuing Operations</b>			
- Basic	₹	21.70	34.51
- Diluted	₹	21.70	34.51
(Equity Share of Face value of ₹ 10 each)			

**Note 39: Contingent Liabilities and Commitments****I. Contingent Liabilities not provided for in respect of:**

(₹ in Crores)

Particulars	As at March 31, 2022	As at March 31, 2021
<b>i) Demands being disputed by the Company :</b>		
a) Excise duty and Service Tax demands	13.50	14.91
b) Trade Tax and Entry Tax demands	2.29	7.98
c) Other demands	1.92	20.82
d) Estimated amount of interest on above	27.17	49.42
<b>ii) Claims against the Company not acknowledged as debts :</b>		
a) Statutory liability being disputed by authorities	0.90	1.24
b) Income Tax demand on processing of TDS Returns*	-	-
c) Other Liabilities	-	0.12
d) In respect of some pending cases of employees and others#	Amount not ascertainable	Amount not ascertainable

\* The Company has initiated steps for revising the TDS forms to remove various defects due to which demands were raised by authorities and is confident that the demand will be substantially reduced after these rectification.

# The amount shown above represents the best possible estimates arrived on the basis of available information. The uncertainties and timing of the cash flows are dependent on the outcome of the different legal process which have been invoked by the Company or the claimants as the case may be, therefore it cannot be estimated accurately. The Company does not expect any reimbursement in respect of above contingent liabilities.

## Notes forming part of the Consolidated Financial Statements for the year ended March 31, 2022

### Note 39: Contingent Liabilities and Commitments (contd.)

#### II Capital Commitments

(₹ in Crores)

Particulars	As at March 31, 2022	As at March 31, 2021
Estimated amount of contracts remaining to be executed on capital account and not provided	63.73	68.12

#### III. Other Legal Matters

- i) Honourable Allahabad High Court in the case of PIL Rastriya Kisan Mazdoor Sangathan v/s State of U.P. passed a final order on March 09, 2017 directing the Cane Commissioner to decide afresh the issue as to whether the Sugar Mills are entitled for waiver of interest on the delayed payment of the price of sugarcane for the seasons 2012-13, 2013-14 and 2014-15 under the provisions of Section 17(3) of the U.P. Sugarcane (Regulations of Supply and Purchase) Act, 1953 (in short 'the Act'). The matter is yet to be finalised and pending before Supreme Court in SLP filed by the RKMS. Based on the legal review of the facts of this case, possibility of liability crystalizing is remote and hence no provision is considered necessary.
- ii) Cane societies are in dispute with the State Government of Uttar Pradesh with regard to retrospective partial waiver of society commission payable by the sugar mills for the crushing seasons 2012-13, 2014-15 and 2015-16. Company was the beneficiary of such waiver. The matter is yet to be finalised and pending before Supreme Court in SLP filed by the Association.
- iii) Hon'ble National Green Tribunal (NGT) vide its order dated September 1, 2021 imposed an environmental compensation of ₹ 20 crores i.e. ₹ 5 Crores each on the four units of the Company namely Dhampur Sugar and Distillery units; Asmoli Distillery and Meerganj Unit and constituted a committee to assess the damage caused, if any, to the environment. Management believes that while imposing the environmental compensation there was no evidence on record before NGT about the damage caused to the Environment. The said order of NGT was challenged by the Company before Hon'ble Supreme Court wherein stay has been granted in the matter. The study by the said committee is under process and the report is awaited.

### Note 40: Government Grants

The Company is eligible to receive various grants/ financial assistance as per the schemes announced by Central and UP State Government for Sugar Industry. The Company has recognized these Government grants in the following manners:

(₹ in Crores)

S.No.	Particulars	Treatment in Accounts	For the Year ended March 31, 2022	For the Year ended March 31, 2021
1	<b>Revenue related Government grants:</b>			
i (a)	MAEQ Subsidy 2019-20 from Central Government (Refer footnote a)	Shown as separate line items "Government grant" under other operating income	-	95.66
i (b)	MAEQ Subsidy 2020-21 from Central Government (Refer footnote a)	Shown as separate line items "Government grant" under other operating income	20.19	63.23
ii (a)	Buffer subsidy claim (Refer footnote b)	Interest subsidy claim deducted from "finance cost"	-	8.09
ii (b)	Buffer subsidy claim (Refer footnote b)	Claim against insurance & handling Shown as separate line item in "Other expenses"	-	1.44



**Notes forming part of the Consolidated Financial Statements** for the year ended March 31, 2022**Note 40: Government Grants** (contd.)

(₹ in Crores)

S.No.	Particulars	Treatment in Accounts	For the Year ended March 31, 2022	For the Year ended March 31, 2021
iii	Interest subvention claim under Soft Loan (Refer note c)	Deducted from finance cost	-	0.16
iv	Interest subvention claim under Distillery Expansion Loan (Refer note d)	Deducted from finance cost	1.02	1.27
<b>2</b>	<b>Deferred Government grants:</b>			
i	Deferred income relating to term loans on concessional rate from Sugar Development Fund	Deducted from finance cost	-	1.72
ii	Deferred income relating to term loans on concessional rate (Refer note e)	Deducted from finance cost	0.78	7.12
iii	Deferred income relating grant on property, plant and equipment	Shown as separate line item "Deferred Government grant" under Other income	-	0.38

\*Previous year figures are inclusive of discontinuing operations

**Sub Notes :**

- a) The Central Government notified a scheme for providing assistance to sugar mills on export of sugar covering expenses on marketing costs including handling, upgrading and other processing costs and costs of international and internal transport and freight charges on export of sugar with a view to facilitate export of sugar thereby improving the liquidity position of sugar mills enabling them to clear cane price dues of farmers. Following are the scheme details for respective Sugar seasons:

For Sugar Season 19-20

Pursuant to notification 1(14/2019-S.P.-I dated 12th September 2019, assistance @ ₹10,448 per MT on export of sugar was given, limited to MAEQ (Maximum Admissible Export Quantity), as determined by the Central Government for such mills, for the sugar season 2019-20, either themselves or through a merchant exporter. Till March 31, 2021, the Group has complied with all the conditions as stated in the scheme the same has been received in full till March 31, 2021.

For Sugar Season 20-21

Pursuant to notification 1(6/2020-S.P.-I dated 29th December 2020, assistance @ ₹ 6,000 per MT on export of sugar limited to MAEQ (Maximum Admissible Export Quantity) determined by the Central Government for such mills for the sugar season 2020-21 either themselves or through a merchant exporter. Till March 31, 2022, the Group has complied with all the conditions as stated in the scheme and the same has been received in full till March 31, 2022."

- b) The Central Government, vide its Notification No. 1(8)/2019-SP-I dated July 31, 2019, notified a Scheme for creation and Maintenance of Buffer Stock of 40 Lakh MT. of sugar by the Sugar Mills in the country for one year w.e.f August 1, 2019. The Group is eligible for the reimbursement of the costs incurred for Interest (maximum 12%), insurance and storage charges (@ 1.5%) of Buffer stock to be valued at ₹ 31 per Kg. on quarterly basis till July 31, 2020. The Group had created buffer stock in accordance with the scheme and recognized the eligible subsidy during the year ended March 31, 2021.
- c) The Central Government, vide its Notification No. 1(4)/2019-SP-I dated March 02, 2019, notified a Scheme for extending soft loan to sugar mills to facilitate payment of cane price arrears of the farmers for the sugar season 2018-19 relating to the Fair and Remunerative Price (FRP) of sugarcane fixed by Central Government. Every sugar mill which fulfils the condition

## Notes forming part of the Consolidated Financial Statements for the year ended March 31, 2022

### Note 40: Government Grants (contd.)

stipulated in the scheme will be eligible for the interest subvention @ 7% simple interest or actual rate of interest charge by the bank, whichever is less for maximum of 1 year from the date of disbursement of the soft loan.

Till March 31, 2022, the Group has complied with all the conditions as stated in the scheme and submitted the claim for interest subvention. Accordingly, interest subvention accrued under the Scheme till March 31, 2021 by ₹ 19.20 crore and same has been received in full.

- d) The Central Government, vide its Notification No. 1(10)/2018-SP-I dated July 19, 2018, notified a Scheme with a view to increase production of ethanol by enhancing the number of working days of existing distillery in a year by installation new Incineration boilers or by adoption any other matter approved by Central Pollution Control Board (CPCB) for Zero Liquid Discharge (ZLD) in a distillery. Every Sugar Mill which fulfils the conditions stipulated in the scheme will be eligible for the interest subvention @ 6% per annum or 50% of the rate of interest charged by bank, whichever is lower, on the loans to be extended by banks, shall be borne by Central Government for five years.

Till March 31, 2022, the Group has complied with all the conditions as stated in the scheme and submitted the claim for interest subvention. Accordingly, interest subvention accrued under the Scheme till March 31, 2022 by ₹ 3.33 crores (relating to Continuing operations) and out of which ₹ 2.31 crore has been received till March 31, 2022.

- e) The State Government, with a view to improve the liquidity position of private sector sugar mills of the State enabling them to clear the cane price arrears of crushing seasons 2016-17 and 2017-18 and timely settlement of cane price as per State Advised Price (SAP) fixed by the State Government, to the sugarcane farmers, has notified the scheme, namely "Scheme for Extending Financial Assistance to Sugar Undertakings-2018" vide notification No.: 15 /2018/1719/46-3-18-3 (36-A) / 2018 dated October 16, 2018. The Group had availed the term loan in the F.Y 2018-19 under the Scheme, wherein, the government grant has been received in form of Subsidized rate of interest.
- f) The Group was eligible for various incentives under U.P. Sugar Incentive Promotion Policy, 2004 (the scheme) which was subsequently withdrawn by the State Government. Petition filed by the Group, The Hon'ble Allahabad High Court vide order dated February 12, 2019 has set aside and quashed the policy withdrawal order and directed the State government to give the benefits under the scheme after examination of incentive claims filed by the respective units. The Group is in the process of filing its claim under the "Scheme".

**Notes forming part of the Consolidated Financial Statements** for the year ended March 31, 2022**Note 41: Related Party Disclosures:****A. List of Related Parties with whom transactions have taken place and relationships:**

<b>I) a.) Key Management Personnel (KMP)</b>	Mr. Ashok Kumar Goel	Chairman (w.e.f. May 4,2022) (Vice - Chairman upto May 3, 2022)
	Mr. Gaurav Goel	Managing Director
	Mr. Akshat Kapoor	Director (w.e.f. May 4,2022)
	Mr. Anuj Khanna	Additional Director
	Mr. M. P. Mehrotra	Independent Director
	Mrs. Nandita Chaturvedi,	Independent Director
	Mr. Satpal Arora	Independent Director
	Mr. Yashwardhan Poddar	Independent Director
	Mr. Susheel Kumar Mehrotra	Chief Financial Officer
	Mrs. Aparna Goel	Company Secretary
	Mr. Vijay Kumar Goel	Chairman (upto May 4, 2022)
	Mr. Gautam Goel	Managing Director (upto May 4, 2022)
	Mr. Sandeep Sharma	Chief Operating Officer & Director (upto May 4, 2022)
	Mr. Priya Brat	Independent Director (upto September 1, 2021)
	Mr. Ashwani Kumar Gupta	Independent Director (upto May 4, 2022)
Mr. Nalin Gupta	Joint Chief Financial Officer (upto May 4, 2022)	
<b>b.) Ehaat Limited</b>	Mr. Sanjiv Kumar Bhatnagar	Director
	Mr. Vineet Kumar Gupta	Director
	Mr. Akshat Kapoor	Director (w.e.f. May 6, 2022)
<b>c.) DETS Limited</b>	Mr. Kishore Shah	Director (upto May 6, 2022)
	Mr. Akshat Kapoor	Director
<b>II) Relatives of Key Management Personnel</b> (with whom transactions entered into)	Mr. Susheel Kumar Mehrotra	Director (w.e.f. December 1, 2021)
	Mr. Vineet Kumar Gupta	Director
	Mrs. Deepa Goel, Ms. Shubra Agarwal	(Relative of Mr. Vijay Kumar Goel)
	Mrs. Vinita Goel	(Relative of Mr. Ashok Kumar Goel)
	Mrs. Priyanjali Goel, Ms. Ishira Goel	(Relatives of Mr. Gaurav Goel)
	Mrs Bindu Vashist Goel	(Relative of Mr. Gautam Goel)
	Mrs Poonam Sharma, Mr. Rahul Sharma, Ms. Sona Sharma	(Relatives of Mr. Sandeep Sharma)
	Mrs Namita Gupta	(Relative of Mr. Ashwani Kumar Gupta)
	Mrs Shakuntala Brat & Ms. Anu Mahendru	(Relative of Mr. Priya Brat)
	Mrs Rakhi Gupta, Mr. Sidharth Gupta, Mr. Sanjay Gupta	(Relatives of Mr. Nalin Gupta)
Master Advay Goel, Mr. Mayank Goel	(Relative of Mrs Aparna Goel)	
Mrs Vanita Mehrotra, Ms Shivani Mehrotra, Mr Anant Narain Mehrotra	(Relatives of Mr Susheel Kumar Mehrotra)	

## Notes forming part of the Consolidated Financial Statements for the year ended March 31, 2022

### Note 41: Related Party Disclosures: (contd.)

#### A. List of Related Parties with whom transactions have taken place and relationships:

III) Enterprises which have significant influence and also owned or significantly influenced by Key Management Personnel	Goel investments Limited	
	Ujjwal Rural Services Limited	
	Saraswati Properties Limited	
	Gaurav Goel, (HUF)	
	Gautam Goel, (HUF)	(upto May 4, 2022)
	Nalin Kumar Gupta (HUF)	(upto May 4, 2022)
	Sandeep Sharma (HUF)	(upto May 4, 2022)
	Dhampur Sugar Mill Provident Fund Trust	
	Shudh Edible Products Limited	
	Venus India Asset-Finance Pvt. Ltd.	
	Susheel Kumar Mehrotra (HUF)	

#### B. Disclosure of transactions between the Company and Related Parties and the status of outstanding balances as on March 31, 2022

(₹ in Crores)

Sr#	Particulars	For the Year ended March 31, 2022	For the Year ended March 31, 2021
	<b>Transactions during year ended 31.03.2022</b>		
<b>1</b>	<b>Loans taken</b>	<b>-</b>	<b>35.00</b>
	Goel Investment Limited	-	15.00
	Venus India Asset-Finance Pvt. Ltd.	-	20.00
<b>2</b>	<b>Loans repaid</b>	<b>35.00</b>	<b>-</b>
	Goel Investment Limited	15.00	-
	Venus India Asset-Finance Pvt. Ltd.	20.00	-
<b>3</b>	<b>Unsecured Deposits Taken (Fixed Deposit)</b>	<b>1.62</b>	<b>5.26</b>
	Mr Ashwani Kumar Gupta	0.50	1.00
	Mr. Sandeep Sharma	0.26	0.07
	Sandeep Sharma (HUF)	0.21	-
	Mr. Susheel Kumar Mehotra	0.05	-
	Mr. Susheel Kumar Mehotra - (HUF)	0.01	-
	Relative of KMP	0.59	4.19
<b>4</b>	<b>Unsecured Deposits Matured (Fixed Deposit)</b>	<b>1.90</b>	<b>2.49</b>
	Mr Ashwani Kumar Gupta	1.00	-
	Gautam Goel (HUF)	-	0.17
	Relative of KMP	0.90	2.32

**Notes forming part of the Consolidated Financial Statements** for the year ended March 31, 2022**Note 41: Related Party Disclosures:** (contd.)**B. Disclosure of transactions between the Company and Related Parties and the status of outstanding balances as on March 31, 2022**

(₹ in Crores)

<b>Sr #</b>	<b>Particulars</b>	<b>For the Year ended March 31, 2022</b>	<b>For the Year ended March 31, 2021</b>
<b>5</b>	<b>Rent paid</b>	<b>2.64</b>	<b>5.04</b>
	Goel Investment Limited	0.12	0.12
	Saraswati Properties Limited	2.52	2.52
	Shudh Edible Products Limited	-	2.40
<b>6</b>	<b>Remuneration (including Commission)</b>	<b>17.59</b>	<b>20.29</b>
	Mr. Vijay Kumar Goel	4.08	4.00
	Mr. Ashok Kumar Goel	4.08	4.00
	Mr. Gaurav Goel	4.08	4.00
	Mr. Gautam Goel	4.08	6.11
	Mr. Sandeep Sharma	0.14	0.82
	Mr. Nalin Gupta	-	0.28
	Mr. Susheel Kumar Mehrotra	0.85	0.19
	Mrs Aparna Goel	0.17	0.16
	Mr. Siti Dayana Binte Muhammad Zalmisham Relative of KMP	- 0.11	0.59 0.14
<b>7</b>	<b>Sitting fees to Directors</b>	<b>0.14</b>	<b>0.12</b>
<b>8</b>	<b>Commission to Independent Directors</b>	<b>0.18</b>	<b>0.18</b>
	Mr Priya Brat	0.03	0.03
	Mr Satpal Kumar Arora	0.03	0.00
	Mr M.P Mehrotra	0.03	0.03
	Mr Rahul Bedi	0.00	0.03
	Mr Harish Saluja	0.00	0.03
	Mr Yashwardhan Poddar	0.03	0.00
	Mr Ashwani Kumar Gupta	0.03	0.03
	Mrs Nandita Chaturvedi	0.03	0.03
<b>9</b>	<b>Directors Perquisites</b>	<b>0.78</b>	<b>0.85</b>
	Mr. Vijay Kumar Goel	0.22	0.32
	Mr. Ashok Kumar Goel	0.21	0.20
	Mr. Gaurav Goel	0.21	0.20
	Mr. Gautam Goel	0.14	0.00
	Mr. Sandeep Sharma	-	0.13

## Notes forming part of the Consolidated Financial Statements for the year ended March 31, 2022

### Note 41: Related Party Disclosures: (contd.)

#### B. Disclosure of transactions between the Company and Related Parties and the status of outstanding balances as on March 31, 2022

(₹ in Crores)

Sr #	Particulars	For the Year ended March 31, 2022	For the Year ended March 31, 2021
<b>10</b>	<b>Interest expense</b>	<b>2.75</b>	<b>0.94</b>
	Mr. Ashok Kumar Goel	0.15	0.14
	Mr. Sandeep Sharma	0.03	##
	Sandeep Sharma (HUF)	0.01	-
	Mr Ashwani Kumar Gupta	0.06	0.07
	Goel Investment Ltd.	0.73	##
	Mr. Susheel Kumar Mehrotra	##	-
	Susheel Kumar Mehrotra (HUF)	##	-
	Venus India Asset-Finance Pvt. Ltd.	0.97	0.01
	Relative of KMP	0.80	0.72
<b>11</b>	<b>Contribution to Defined Contributions Plan</b>	<b>6.19</b>	<b>6.38</b>
	Dhampur Sugar Mill Provident Fund	6.19	6.38
<b>12</b>	<b>Land Purchase</b>	<b>-</b>	<b>1.75</b>
	Goel Investment Limited	-	1.75

\* " As per the Scheme of Arrangement between the Company and Dhampur Bio Organics Limited (DBOL), the Asmoli, Mansurpur and Meerganj units (Demerged Undertaking) have been transferred to DBOL w.e.f April, 1 2021. The Company has continued to manage the operations of Demerged Undertaking during the year as per the scheme, hence such transfer of Demerged Undertaking and interse transactions between the Company and Demerged Undertaking pertaining to the operations of the units including interse transfer of goods/assets, employees fund, reimbursement of expenses etc. have not been reported herein above."

**Notes forming part of the Consolidated Financial Statements** for the year ended March 31, 2022**Note 41: Related Party Disclosures:** (contd.)

Amount due to/ from Related Parties:

(₹ in Crores)

Sr#	Particulars	As at March 31, 2022	As at March 31, 2021
<b>1</b>	<b>Deposits from Related Parties</b>	<b>10.22</b>	<b>10.51</b>
	Mr. Ashok Kumar Goel	1.43	1.43
	Mr Ashwani Kumar Gupta	0.50	1.00
	Mr. Sandeep Sharma	0.32	0.07
	Mr. Susheel Kumar Mehotra	0.05	-
	Susheel Kumar Mehotra - (HUF)	0.01	-
	Sandeep Sharma (HUF)	0.21	-
	Relative of KMP	7.70	8.01
<b>2</b>	<b>Payables</b>	<b>16.22</b>	<b>4.09</b>
	Goel Investment Limited	0.08	0.14
	Saraswati Properties Limited	3.08	0.81
	Shudh Edible Products Limited	-	1.82
	Dhampur Bio Organics Limited *	12.02	-
	Ujjwal Rural Services Limited	0.05	0.02
	Mr. Ashok Kumar Goel	0.50	0.66
	Mr. Gaurav Goel	0.09	0.22
	Mr. Gautam Goel	0.40	0.31
	Mr. Vijay Kumar Goel	-	0.11
<b>3</b>	<b>Security Deposits Receivables</b>	<b>1.60</b>	<b>2.80</b>
	Goel Investment Limited	0.50	0.50
	Saraswati Properties Limited	1.05	1.05
	Shudh Edible Products Limited	-	1.20
	Ujjwal Rural Services Limited	0.05	0.05

**\*Key Managerial person**

Particulars	2021-22	2020-21
Short term benefits	17.59	20.29
Defined Contribution Plan	0.02	0.02
Defined Benefit Plan	0.70	0.69
<b>Total</b>	<b>18.31</b>	<b>21.00</b>

# Short term benefits Including bonus, sitting fee, commission on accrual basis and value of perquisites.

## Represent amount below ₹ 50000/-

\* As the liability for gratuity is provided on actuarial basis for the Company as a whole, amounts accrued pertaining to key managerial personnel are not included above.

**C. Terms and Conditions and Settlement**

The transactions with the related parties are made on term equivalent to those that prevail in arm's length transactions. The assessment is under taken each financial year through examining the financial position of the related party and in the market in which the related party operates. Outstanding balances at the year end are un-secured and settlement occurs in cash.

## Notes forming part of the Consolidated Financial Statements for the year ended March 31, 2022

### Note 42: Scheme of Arrangement

#### 42 (i) Description of Scheme of Arrangement of Dhampur Sugar Mills Limited (DSML), Dhampur Bio Organics Limited (DBOL) and their respective Shareholders and Creditors

The Hon'ble National Company Law Tribunal ("NCLT"), Prayagraj, on April 27, 2022, sanctioned the Scheme of Arrangement ("Scheme") between Dhampur Sugar Mills Limited ("Company" or "DSML") and Dhampur Bio Organics Limited ("Resulting Company" or "DBOL") and their respective shareholders and creditors for the demerger of the Asmoli, Mansurpur and Meerganj units (collectively referred to as "Demerged undertaking") of the Company to DBOL. The Scheme became effective on May 3, 2022, upon filing of the certified copies of the NCLT Order sanctioning the Scheme, by both the companies, with the Registrar of Companies, Kanpur. Pursuant to the Scheme becoming effective, the Demerged undertaking has been transferred to and vested in DBOL with effect from April 1, 2021, i.e. the Appointed Date.

As per the clarification issued by Ministry of Corporate Affairs vide Circular no.09/2019 dated August 21, 2019 (MCA Circular), the Company has recognized the effect of the demerger on April 1, 2021, and made the following adjustments, pursuant to the Scheme:

- 325,496 forfeited equity shares have been cancelled and amount paid up against the same of ₹ 0.07 crores has been transferred to the Capital Reserve.
- All the assets and liabilities of the Demerged undertaking have been transferred to DBOL. Difference between the value of transferred assets and liabilities pertaining to the demerged undertaking amounting to ₹ 780.95 crores has been adjusted from the reserves.
- Investment in the Resulting Company amounting to ₹ 0.01 crores has been adjusted from the reserves.

Further, the consolidated statement of profit and loss for the year ended March 31, 2021 have been restated by the management to give effect of the Scheme. The transferred business as defined in the 'Scheme have been disclosed as Discontinued Operations' in the consolidated financial statements for the year ended March 31, 2021, as per the requirements of Ind AS 105 (refer note 43).

As a result, operations of the Demerged undertaking have been reclassified and re-presented as discontinued operations for all previous periods. Balance Sheet as at March 31, 2021 and Statement of Cash Flow for the year ended March 31, 2021 are not comparable with the previous year Balance Sheet and Statement of Cash Flow, respectively, since these include the Demerged undertaking's figures.

Pursuant to scheme, Authorised Share capital representing 9,15,00,000 equity shares of ₹ 10 each of the Demerged Company has been transferred subsequently to the Resulting Company. Consequently, the authorised share capital of the Company stands decreased to ₹ 91,50,00,000 divided into 9,15,00,000 equity shares having face value of ₹ 10 each.

#### 42 (ii) The Impact of the Demerger on these financial statements is as under:

The whole of the assets and liabilities of the Demerged Undertaking became the assets and liabilities of the resulting Company and were transferred at their book value as per the Order, as appearing in the books of the Company with effect from the appointed date (i.e. April 1, 2021). The details of assets and liabilities transferred to the resulting Company are as under:

Particulars	As at March 31, 2021
(₹ in Crores)	
<b>Assets</b>	
<b>Non-Current Assets</b>	
Property, plant and equipment (net of accumulated depreciation)	621.52
Right to Use of Assets	9.13
Goodwill	0.01
Intangible Assets	-
Capital Work-in-progress	6.99



**Notes forming part of the Consolidated Financial Statements** for the year ended March 31, 2022**Note 42: Scheme of Arrangement** (contd.)

<b>Financial Assets</b>	
(i) Investments	0.19
(ii) Others	1.30
Other Non Current Assets	11.34
<b>Total Non-Current Assets</b>	<b>650.48</b>
<b>Current Assets</b>	
Inventories	717.39
<b>Financial Assets</b>	
(i) Trade Receivables	106.56
(ii) Cash and Cash Equivalents	13.87
(iii) Bank balances other than (ii) above	0.81
(iv) Others	0.05
Other Current Assets	62.26
<b>Total Current Assets</b>	<b>900.94</b>
<b>Total assets of transferred business (A)</b>	<b>1,551.42</b>

(₹ in Crores)

Particulars	As at March 31, 2021
<b>Non-Current Liabilities</b>	
<b>Financial Liabilities</b>	
(i) Borrowings	99.19
(ii) Lease Liabilities	5.69
Non Current Provisions	17.36
Deferred tax liabilities (net)	24.59
Other Non-Current Liabilities	5.45
<b>Total Non-Current Liabilities</b>	<b>152.28</b>
<b>Current Liabilities</b>	
<b>Financial Liabilities</b>	
(i) Borrowings	295.70
(ii) Lease Liabilities	2.20
(iii) Trade Payables	
(a) Due to Micro and Small Enterprises	0.28
(b) Other than Micro and Small Enterprises	297.80
(iv) Other Financial Liabilities	12.96
Other Current Liabilities	1.14
Provisions	7.92
Current Tax Liabilities (Net)	-
<b>Total Current Liabilities</b>	<b>618.00</b>
<b>Total liabilities of transferred business (B)</b>	<b>770.28</b>
<b>Net amount adjusted through corresponding debit to other equity as per the Order (A-B)</b>	<b>781.14</b>

## Notes forming part of the Consolidated Financial Statements for the year ended March 31, 2022

### Note 42: Scheme of Arrangement (contd.)

#### 42 (iii) Adjustment to Reserves

Pursuant to the Order, the difference between the book value of the assets and liabilities transferred to the resulting Company has been debited to the following reserves of the the Company on the Appointed date i.e April 01, 2021

(₹ in Crores)

Particulars	Amount debited
(i) Capital Redemption Reserve	(3.72)
(ii) Capital Reserve	(7.30)
(iii) General Reserve	(122.04)
(iv) Securities Premium Reserve	(379.94)
(v) Retained Earnings	(267.79)
(vi) FVOCI Equity reserve	0.57
(vii) Foreign Currecnry translation reserve	(0.92)
	<b>(781.14)</b>

#### 42 (iv) Details of the contingent liabilities and commitments transferred to the Resulting Company are as under:

(₹ in Crores)

Particulars	As at March 31, 2021
<b>i) Demands being disputed by the Company :</b>	
a) Excise duty and Service Tax demands	1.72
b) Trade Tax and Entry Tax demands	0.92
c) Other demands	18.89
d) Estimated amount of interest on above	15.61
<b>ii) Claims against the Company not acknowledged as debts :</b>	
a) In respect of some pending cases of employees under labour laws	Amount not ascertainable

**42 (v)** Pursuant to the Scheme, DBOL issued and allotted equity shares to the shareholders of the Company whose name appears in the register of members of the Company as on the record date (i.e. May 17, 2022), 1 (one) equity share of ₹ 10 each in DBOL credited as fully paid up for every 1 (one) equity share of ₹ 10 each held by them in the Company.

**42 (vi)** The transactions pertaining to the transferred business of the Company from the appointed date upto the effective date of the Scheme have been deemed to be made by DBOL.

**42 (vii)** As per the Order, the assets of the Company stands free from all charges, mortgages and encumbrances relating to liabilities relating to transferred business which stands transferred to DBOL. The Company had created charges over its assets (including those which now belong to DBOL) under section 77 of the Companies Act, 2013 in respect of certain credit facilities taken from various banks for itself and for various undertakings of DBOL. The Company continues to enjoy credit facilities by the subsisting charges, mortgages and encumbrances over such assets. Vice-versa, DBOL enjoys credit facilities by the subsisting charges, mortgages and encumbrances over assets retained by the DBOL. Till creation/ modification/ satisfaction of Charges, as the case may be, in favour of the various banks of the respective Companies in terms of the applicable provisions of the Companies Act, 2013, the banks of the both the Companies continue to hold their respective charge over the assets of both the Companies.

**Notes forming part of the Consolidated Financial Statements** for the year ended March 31, 2022**Note 43: Discontinued Operations**

43 (i) Financial information relating to the discontinued operations i.e. transferred businesses of the Company to the resulting Company as defined in the Scheme for the period to the appointed date is set out below:

**Statement of Profit and Loss**

(₹ in Crores)

Particulars	For the Year ended March 31, 2021
<b>Income</b>	
I. Revenue from Operations	2,156.70
II. Other Income	5.40
<b>III. Total Income (I+II)</b>	<b>2,162.10</b>
<b>IV. Expenses</b>	
(a) Cost of materials consumed	1,525.15
(b) Purchase of Stock-in-Trade	7.60
(c) Change in Inventory	243.58
(d) Employees benefits expenses	67.89
(e) Depreciation and Amortisation	26.56
(f) Finance costs	40.85
(g) Other Expenses	133.95
<b>Total Expenses</b>	<b>2,045.58</b>
<b>V. Profit Before Exceptional Items and Tax (III-IV)</b>	<b>116.52</b>
VI. Exceptional Items	-
<b>VII. Profit Before Tax (V+VI)</b>	<b>116.52</b>
<b>VIII. Tax Expense</b>	
(a) Current Tax	19.66
(b) Deferred Tax	11.25
<b>IX. Profit for the year (VII-VIII)</b>	<b>85.61</b>
<b>X. Other Comprehensive Income</b>	
A (i) Items that will not be reclassified to profit or loss	1.19
- Remeasurement benefits (losses) on defined benefit obligation	-
- Gain (loss) on fair value of equity investments	
(ii) Tax on above	(0.31)
B (i) Items that will be reclassified to profit or loss	0.41
(ii) Tax on above	(0.15)
<b>Other Comprehensive Income to be transferred to Other Equity for the year</b>	<b>1.14</b>
<b>XI. Total Comprehensive Income for the year (IX+X)</b>	<b>86.75</b>

43 (ii) The net cash flows attributable to the discontinued operations are as follows

(₹ in Crores)

Particulars	For the year ended March 31, 2021
Net cash inflow from operating activities	512.01
Net cash outflow from investing activities	(465.95)
Net cash outflow from financing activities	(39.23)
<b>Net (decrease)/increase in cash and cash equivalents</b>	<b>6.83</b>
Cash and cash equivalents at April 1, 2020	7.04
Cash and cash equivalents at March 31, 2021	13.87
	<b>6.83</b>

## Notes forming part of the Consolidated Financial Statements for the year ended March 31, 2022

### Note No. 44 Disclosure as per Ind AS 103 'Business Combinations

#### a. Description of Business combination

The Company's business acquisitions are accounted for under the purchase method of accounting in accordance with the IND AS's accounting guidance on the accounting for business combinations. Accordingly, the consideration paid by the Company for the business it purchase is allocated to the assets and liabilities acquired based upon their estimated fair values as of the date of the acquisition. The excess of the purchase price over the estimated fair values of assets acquired and liabilities assumed is recorded as goodwill.

#### b. Summary of Acquisitions

(₹ in Crores)

Particulars	As at March 31, 2021
Consideration Paid for Acquiring Shares	100,000
Less : Total Assets Acquired	(34,159)
Add : Total Liabilities Acquired	11,800
Goodwill	<b>77,641</b>
Goodwill (In Crore)	<b>0.01</b>

#### c. Acquisition related costs

The Company has not incurred any acquisition related costs for the Business Combination.

#### d. Pro Forma Financial Information

The Subsidiary Company was incorporated in October 2020, and is yet to start its operations. Therefore no pro forma financial information has been given.

### Note 45: Corporate Social Responsibility (CSR)

#### i. Details of Corporate Social Responsibility (CSR) expenditure

(₹ in Crores)

Particulars	For the year ended March 31, 2022	For the year ended March 31, 2021
a) As per section 135 of the Companies Act, 2013 read with Schedule VII thereof Gross amount required to be spent by the company	5.97	8.32
b) Amount spent during the year :		
-- Construction/acquisition of any assets		
- in cash	-	1.04
- yet to be paid in cash	-	4.90
-- On purpose other than (i) above		
- in cash	4.92	2.38
- yet to be paid in cash	5.95	-

#### ii. Details of Unspent balance

(₹ in Crores)

Particulars	For the year ended March 31, 2022	For the year ended March 31, 2021
Opening balance of Unspent amount	4.90	3.42
Closing balance of Unspent amount	5.95	4.90

**Notes forming part of the Consolidated Financial Statements** for the year ended March 31, 2022**Note 45: Corporate Social Responsibility (CSR)** (contd.)

iii. The Various heads which the CSR expenditure were incurred in cash is detailed as follows :-

(₹ in Crores)

Particulars	Relevant clause of Schedule VII to the Companies Act, 2013	For the Year ended March 31, 2022	For the Year ended March 31, 2021
(i) Eradicating Hunger and Poverty, Health Care and Sanitation	Clause (i)	0.85	0.90
(ii) Education and Skill Development	Clause (ii)	3.90	2.63
(iii) Empowerment of Women and other Economically Backward Sections	Clause (iii)	0.10	0.19
(iv) ensuring environmental sustainability, ecological balance, protection of flora and fauna, animal welfare, agroforestry, conservation of natural resources and maintaining quality of soil, air and water;	Clause (iv)	0.05	-
(v) protection of national heritage, art and culture and works of art;	Clause (v)	-	-
(vi) Sports	Clause (vii)	0.02	-
(vii) Contribution to the Prime Minister's National Relief Fund or any other fund set up by the Central Government	Clause (ix)	-	-

**Note 46: Disclosure required as per Ind AS 108 Operating Segments****a. Identification of Segments**

The Group's operating segments are established on the basis of those components of the Group that are evaluated regularly by the Board of Director's (the 'Chief Operating Decision Maker' as defined in Ind AS 108 - 'Operating Segments').

The chief operational decision maker monitors the operating results of its Business Segments separately for the purpose of making decisions about resource allocation and performance assessment. Segment performance is evaluated based on profit or loss and is measured consistently with profit or loss in the financial statements. Operating Segments have been identified by the management and reported taking into account, the nature of products and services, the differing risks and returns, the organization structure, and the internal financial reporting systems.

**b. Operating Segments**

On the review during the year in terms of Ind AS 108 "Operating Segments", Chemical/ Ethanol segment has been further subdivided into three distinctive operating segments viz. Ethanol, Chemicals, and Potable Spirits. Accordingly, comparative figures of the previous year/periods have been regrouped wherever applicable to make them comparable with those of the current periods' figures. The Group is organized into following business segments:

- Sugar which consists of manufacture and sale of Sugar and its byproducts and,
- Chemicals which consists of manufacture and sale of Ethyl Acetate
- Ethanol which consists of manufacture and sale of RS, ENA, Industrial alcohol
- Potable Spirits consists of manufacture and sale of Country liquor.
- Power which consists of co-generation and sale of power
- Others which consists of sale of petrol and agricultural products

No operating segments have been aggregated in arriving at the aforesaid reportable segments of the Group.

## Notes forming part of the Consolidated Financial Statements for the year ended March 31, 2022

### Note 46: Disclosure required as per Ind AS 108 Operating Segments (contd.)

#### c. Geographical segments

The Group is domiciled in India. The amount of revenue from external customers broken down by the location of the customers is shown in the table below.

#### d. Segment Accounting Policies:

In addition to the significant accounting policies applicable to the operating segments as set out in note 2, the accounting policies in relation to segment accounting are as under:

##### Segment revenue and results:

Revenue and expenses directly attributable to segments are reported under each reportable segment.

Other expenses and incomes which are not directly attributable to any business segment are shown as unallocable expenses (net of unallocated income).

##### Segment assets and liabilities:

Assets and liabilities that are directly attributable or allocable to segments are disclosed under each reportable segment. Unallocated assets include deferred tax, investments, interest bearing deposits loans to subsidiary and income tax refund. Unallocated liabilities include interest bearing liabilities, tax provisions and deferred tax. Capital expenditure pertains to additions made to fixed assets during the year and includes capital work in progress.

##### Inter segment sales/transfer:

Transactions between segments are primarily for materials which are transferred at cost /market determined prices. These transactions are eliminated in consolidation.

#### e. Summary of Segmental Information

For the FY 2021-22

(₹ in Crores)

Particulars	Sugar	Power	Ethanol	Chemicals	Potable Spirits	Others	Total
<b>1. Segment Revenue (including Excise Duty)</b>							
a) External Sales	999.47	68.23	426.96	277.65	290.67	100.00	2,162.98
b) Inter Segment Sales	452.32	144.79	-	-	-	1.57	598.68
<b>c) Total Revenue</b>	<b>1,451.79</b>	<b>213.02</b>	<b>426.96</b>	<b>277.65</b>	<b>290.67</b>	<b>101.57</b>	<b>2,761.66</b>
<b>2. Segment Results</b>							
(Profit+)/Loss(-) before Tax and Interest from each segment)	54.18	82.40	131.90	19.62	(0.78)	1.16	288.48
Less : Finance costs	-	-	-	-	-	-	50.16
Less/ Add :Other Unallocable Expense/Income net off Unallocable Income/Expenses	-	-	-	-	-	-	36.74
<b>Net Profit(+)/loss(-) before Tax</b>	<b>54.18</b>	<b>82.40</b>	<b>131.90</b>	<b>19.62</b>	<b>(0.78)</b>	<b>1.16</b>	<b>201.58</b>
Less: Tax expense (Net)	-	-	-	-	-	-	57.55
<b>Net Profit(+)/Loss(-) after Tax</b>	<b>54.18</b>	<b>82.40</b>	<b>131.90</b>	<b>19.62</b>	<b>(0.78)</b>	<b>1.16</b>	<b>144.03</b>

**Notes forming part of the Consolidated Financial Statements** for the year ended March 31, 2022**Note 46: Disclosure required as per Ind AS 108 Operating Segments** (contd.)

For the FY 2021-22

(₹ in Crores)

Particulars	Sugar	Power	Ethanol	Chemicals	Potable Spirits	Others	Total
<b>3. Other Information</b>							
a) Segment Assets	1,381.60	366.40	330.50	47.90	14.35	7.60	2,148.35
Unallocable Assets	-	-	-	-	-	-	16.46
<b>Total Assets</b>	<b>1,381.60</b>	<b>366.40</b>	<b>330.50</b>	<b>47.90</b>	<b>14.35</b>	<b>7.60</b>	<b>2,164.81</b>
b) Segment Liabilities	213.17	7.35	39.77	31.63	5.68	3.86	301.46
Unallocable Liabilities	-	-	-	-	-	-	978.36
<b>Total Liabilities</b>	<b>213.17</b>	<b>7.35</b>	<b>39.77</b>	<b>31.63</b>	<b>5.68</b>	<b>3.86</b>	<b>1,279.82</b>
c) Capital Expenditure	44.34	7.37	29.17	-	1.26	-	82.14
d) Depreciation	25.05	10.22	13.55	0.77	0.65	0.05	50.29
e) Non Cash Expenditure other than Depreciation	2.30	1.27	(0.03)	-	-	-	3.54

For the FY 2020-21

(₹ in Crores)

Particulars	Sugar	Power	Ethanol	Chemicals	Potable Spirits	Others	Total
<b>1. Segment Revenue (including Excise Duty)</b>							
a) External Sales	1,498.89	61.03	399.90	166.24	86.90	20.01	2,232.97
b) Inter Segment Sales	241.01	142.32	-	-	-	2.31	385.64
<b>c) Total Revenue</b>	<b>1,739.90</b>	<b>203.35</b>	<b>399.90</b>	<b>166.24</b>	<b>86.90</b>	<b>22.32</b>	<b>2,618.61</b>
<b>2. Segment Results</b>							
(Profit+)/Loss(-) before Tax and Interest from each segment	52.73	76.62	126.23	27.51	(3.18)	0.95	280.86
Less : Finance costs	-	-	-	-	-	-	39.02
Less/ Add :Other Unallocable Expense/Income net off Unallocable Income/Expenses							43.22
<b>Net Profit(+)/loss(-) before Tax</b>	<b>52.73</b>	<b>76.62</b>	<b>126.23</b>	<b>27.51</b>	<b>(3.18)</b>	<b>0.95</b>	<b>198.62</b>
Less: Tax expense (Net)							55.27
<b>Net Profit(+)/Loss(-) after Tax</b>	<b>52.73</b>	<b>76.62</b>	<b>126.23</b>	<b>27.51</b>	<b>(3.18)</b>	<b>0.95</b>	<b>143.35</b>
<b>3. Other Information</b>							
a) Segment Assets	2,353.87	626.92	374.36	38.61	14.54	22.70	3,431.00
Unallocable Assets	-	-	-	-	-	-	39.80
<b>Total Assets</b>	<b>2,353.87</b>	<b>626.92</b>	<b>374.36</b>	<b>38.61</b>	<b>14.54</b>	<b>22.70</b>	<b>3,470.80</b>
b) Segment Liabilities	633.89	9.43	30.08	3.73	4.55	0.46	682.14
Unallocable Liabilities	-	-	-	-	-	-	1,228.60
<b>Total Liabilities</b>	<b>633.89</b>	<b>9.43</b>	<b>30.08</b>	<b>3.73</b>	<b>4.55</b>	<b>0.46</b>	<b>1,910.74</b>
c) Capital Expenditure	41.67	11.65	16.43	-	4.22	0.02	73.99
d) Depreciation	25.40	10.04	14.36	0.81	0.48	0.05	51.14
e) Non Cash Expenditure other than Depreciation	1.53	-	5.83	-	-	-	7.36

## Notes forming part of the Consolidated Financial Statements for the year ended March 31, 2022

### Note 46: Disclosure required as per Ind AS 108 Operating Segments (contd.)

#### B. Geographical information : Segment Revenue & Non Current Assets by location

(₹ in Crores)

Particulars	For the year ended March 31, 2022	For the year ended March 31, 2021
<b>Revenue</b>		
India	2084.28	2,022.16
Outside India	78.70	210.81
<b>Total</b>	<b>2162.98</b>	<b>2,232.97</b>
<b>Non Current Assets (other than financial assets)*</b>		
India	1,043.97	1,657.46
Outside India	-	2.17
<b>Total</b>	<b>1,043.97</b>	<b>1,659.63</b>

\* Non-current assets exclude those relating to Investments and non-current financial assets.

#### C. Information about major customer

Number of customers individually accounted for more than 10% of the revenue in the year ended March 31,2022 - NIL  
(Previous year - NIL)

### Note 47: Employees benefits

The required disclosures of employees benefits as per Indian Accounting Standard (Ind AS) -19 are given hereunder :-

#### (i) Defined contribution plan :

Details of contribution to defined contribution plan to Regional Provident Commissioner and the Central Provident Fund recognized as expense during the period are as under :

(₹ in Crores)

Particulars	For the year ended March 31, 2022	For the year ended March 31, 2021
Employer's Contribution to Provident Fund :	3.82	3.96
Employer's Contribution to Pension Fund :	1.55	3.64

\* Previous year figures are inclusive of discontinued operations

#### (ii) Defined benefit plan :

##### (a) In respect of non funded defined benefit scheme of gratuity (Based on actuarial valuation) :

The gratuity plan is governed by the payment of Gratuity Act,1972. Under the said Act an employee who has completed five years of services is entitled to specific benefit. The Gratuity Plan provides a lump-sum payment to vested employees at retirement, death, incapacitation or termination of employment, of an amount based on the respective employee's salary and the tenure of employment with the Company.

**The Company is exposed to various risks in providing the above gratuity benefit which are as follows:**

**Interest Rate risk :** The plan exposes the Company to the risk of fall in interest rates. A fall in interest rates will result in an increase in the ultimate cost of providing the above benefit and will thus result in an increase in the value of the liability (as shown in financial statements).

**Salary escalation risk :** The present value of the defined benefit plan is calculated with the assumption of salary increase 0.50% per annum of plan participants in future. Deviation in the rate of increase of salary in future for plan participants from the rate of increase in salary used to determine the present value of obligation will have a bearing on the plan's liability.

**Actual mortality & disability :** deaths & disability cases proving lower or higher than assumed in the valuation can impact the liabilities.



**Notes forming part of the Consolidated Financial Statements** for the year ended March 31, 2022**Note 47: Employees benefits** (contd.)

The following tables summaries the components of net benefit expense recognized in the statement of Profit and Loss

## a) Details of Non funded post retirement plans are as follows:

## I. Expenses recognized in the statement of profit and loss: (₹ in Crores)

	For the year ended March 31, 2022	For the year ended March 31, 2021
Current service cost	0.90	1.88
Past service cost	-	-
Net interest on the net defined benefit liability	1.21	2.41
Curtailment/settlement	-	-
<b>Expense recognized in the statement of profit and loss</b>	<b>2.11</b>	<b>4.29</b>

\* Previous year figures are inclusive of discontinued operations

## II. Other comprehensive income (₹ in Crores)

	For the year ended March 31, 2022	For the year ended March 31, 2021
Actuarial gain / (loss) arising from:		
. Change in financial assumptions	0.30	-
. Change in experience adjustments	0.17	0.30
<b>Components of defined benefit costs recognized in other comprehensive income</b>	<b>0.47</b>	<b>0.30</b>

The current service cost and the net interest expense for the year are included in the 'Employee benefits expense' line item in the statement of profit & loss. The remeasurement of the net defined benefit liability is included in other comprehensive income.

## III. Change in present value of defined benefit obligation: (₹ in Crores)

	As at March 31, 2022	As at March 31, 2021
Present value of defined benefit obligation at the beginning of the year	35.73	34.87
<b>Balance transferred pursuant to scheme of Arrangement</b>	<b>(18.30)</b>	<b>-</b>
<b>Present value of defined benefit obligation as on April 01,2021</b>	<b>17.43</b>	
Interest expense/income	1.20	2.41
Past service cost	-	-
Current service cost	0.89	1.88
Benefits paid	(1.90)	(3.13)
Actuarial (gain)/ loss arising from:		
. Change in financial assumptions	(0.31)	-
. Change in experience adjustment	(0.17)	(0.30)
<b>Present value of defined obligation at the end of the year</b>	<b>17.14</b>	<b>35.73</b>

## IV. Net liability recognized in the Balance Sheet as at the year end: (₹ in Crores)

	As at March 31, 2022	As at March 31, 2021
Present value of defined benefit obligation	35.44	35.73
Balance transferred pursuant to scheme of Arrangement	<b>(18.30)</b>	
<b>Present value of defined benefit obligation as on April 01,2021</b>	<b>17.14</b>	
Funded status ( surplus / (Deficit))	(17.14)	(35.73)
<b>Net liability recognized in balance sheet</b>	<b>17.14</b>	<b>35.73</b>
Current liability (Short term)	1.82	2.93
Non- current liability (long term)	15.32	32.80

## Notes forming part of the Consolidated Financial Statements for the year ended March 31, 2022

### Note 47: Employees benefits (contd.)

#### V. Actuarial assumptions:

(₹ in Crores)

	As at March 31, 2022	As at March 31, 2021
Discount rate ( per annum )%	7.20%	6.90%
Expected rate of salary increase %	5.00%	5.00%
Retirement / superannuation Age (year)	60	60
Mortality rates	100% of IALM (2012-14)	100% of IALM (2012-14)

#### VI. Maturity profile of defined benefit obligation:

(₹ in Crores)

	As at March 31, 2022	As at March 31, 2021
Expected cash flows (valued on undiscounted basis):		
With in 0 to 1 Year	1.82	2.93
With in 1 to 2 Year	4.89	2.82
With in 2 to 3 Year	1.20	2.89
With in 3 to 4 Year	1.31	2.89
With in 4 to 5 Year	1.69	2.59
With in 5 to 6 Year	1.00	2.39
6 Year onwards	5.33	19.22
<b>Total expected payments</b>	<b>17.24</b>	<b>35.73</b>
The average duration of the defined benefit plan obligation at the end of the balance sheet date(in years)	11.09	11.05

#### VII. Sensitivity analysis on present value of defined benefit obligations:

(₹ in Crores)

	As at March 31, 2022	As at March 31, 2021
<b>a) Discount rates</b>		
0.50% increases	(3.35)	(1.42)
0.50% decreases	3.56	0.59
<b>b) Salary growth rate :</b>		
0.50% increases	3.61	1.52
0.50% decreases	0.72	(1.46)

Sensitivity analysis presented above may not be representative of the actual change in the defined benefit obligation as it is unlikely that the change in assumptions would occur in isolation of one another as some of the assumptions may be correlated.

The sensitivity analysis above has been determined based on a method that extrapolates the impact on defined benefit obligation as a result of reasonable changes in key assumptions occurring as at the balance sheet date.

All sensitives are calculated using the same actuarial method as for the disclosed present value of the defined benefits obligation at year end.

**Notes forming part of the Consolidated Financial Statements** for the year ended March 31, 2022**Note 47: Employees benefits** (contd.)

The history of experience adjustments for non-funded retirement plans are as follows :

(₹ in Crores)

Particulars	Gratuity (Non funded)				
	2021-22	2020-21	2019-20	2018-19	2017-18
Present value of obligation as at the end of the year	17.14	35.73	35.73	31.41	30.04
Fair value of plan assets as at the end of the year	-	-	-	-	-
Net asset/(liability) recognized in the balance sheet	(17.14)	(35.73)	(35.73)	(31.41)	(30.04)
Net actuarial (gain)/loss recognized	0.47	0.30	0.30	0.01	0.64

**b) In respect of funded defined contribution scheme of provident fund (Based on actuarial valuation) :**

The Company's contribution to defined benefit plan to the irrecoverable trust, set up by the Company aggregating to ₹ 6.38 Crore (P. Y. ₹ 6.02 Crore) has been recognized in statement of profit and loss account. The Company is under obligation to mark-up any short fall in the fund.

The plan assets have been invested as per the regulations of Employees' Provident Fund Organisation (EPFO).

**Note 48: Financial instruments - Accounting, classification and fair value measurement****I. Financial instruments by category**

The criteria for recognition of financial instruments is explained in accounting policies for Company:

**II. Method and assumptions used to estimate fair values:**

1. Fair value of cash and cash equivalents, bank balances other than cash and cash equivalents, trade and other receivables, loans and other current financial assets, short term borrowings from banks and financial institutions, trade and other payables and other current financial liabilities approximate their carrying amounts due to the short-term nature of these instruments.
2. Borrowings (non-current) consists of loans from banks and government authorities, other financial liabilities (non-current) consists of interest accrued but not due on deposits, Loans (non-current) consists of deposits given where the fair value is considered based on the discounted cash flow.
3. The fair value of forward foreign exchange contracts is calculated as the present value determined using forward exchange rates, currency basis spreads between the respective currencies and interest rate curves.

(₹ in Crores)

Particulars	Level	Carrying Value as of		Fair Value as of	
		As at March 31, 2022	As at March 31, 2021	As at March 31, 2022	As at March 31, 2021
<b>Financial Assets</b>					
<b>Fair value through OCI</b>					
Derivative Assets					
- Foreign Currency Forward Contract	Level 2	-	1.52	-	1.52
Investments in equity instruments	Level 1	5.14	2.60	5.14	2.60

## Notes forming part of the Consolidated Financial Statements for the year ended March 31, 2022

### Note 48: Financial instruments - Accounting, classification and fair value measurement (contd.)

(₹ in Crores)

Particulars	Level	Carrying Value as of		Fair Value as of	
		As at March 31, 2022	As at March 31, 2021	As at March 31, 2022	As at March 31, 2021
<b>Amortized cost</b>					
Investments		-	-	-	-
Trade receivables		159.91	296.80	159.91	296.80
Cash and Bank Balances		44.55	72.45	44.55	72.45
Bank Balances other than Bank Balances above		14.00	7.75	14.00	7.75
Loans		1.78	7.98	1.78	7.98
Others Financial Assets		16.88	27.61	16.88	27.61
<b>Total Financial Assets</b>		<b>242.26</b>	<b>416.71</b>	<b>242.26</b>	<b>416.71</b>
<b>Financial Liabilities</b>					
<b>Fair value through OCI</b>					
Derivative Liabilities					
- Foreign Currency Forward Contract	Level 2	-	-	-	-
<b>Amortized cost</b>					
Borrowings		879.12	1,141.81	879.12	1,141.81
Trade payables		231.71	593.98	231.71	593.98
Lease Liabilities		6.45	16.24	6.45	16.24
Other Financial Liabilities		75.11	44.46	75.11	44.46
<b>Total Financial Liabilities</b>		<b>1,192.39</b>	<b>1,796.49</b>	<b>1,192.39</b>	<b>1,796.49</b>

### III Fair Value Hierarchy

The fair value of the financial assets and financial liabilities are included at the amount at which the instrument could be exchanged in a current transaction between willing parties, other than in a forced or liquidation sale.

The following table provides the fair value measurement hierarchy of Company's asset and liabilities, grouped into Level 1 to Level 3 as described below :-

**Level 1:** Quoted prices (unadjusted) in active markets for identical assets or liabilities.

**Level 2:** Inputs other than quoted prices included within Level 1 that are observable for the asset or liability, either directly or indirectly.

**Level 3:** Inputs for the assets or liabilities that are not based on observable market data (unobservable inputs).

Management uses its best judgement in estimating the fair value of its financial instruments. However, there are inherent limitations in any estimation technique. Therefore, for substantially all financial instruments, the fair value estimates presented above are not necessarily indicative of the amounts that the Company could have realized or paid in sale transactions as of respective dates. As such, the fair value of financial instruments subsequent to the reporting dates may be different from the amounts reported at each reporting date. In respect of investments as at the transaction date, the Company has assessed the fair value to be the carrying value of the investments as these companies are in their initial years of operations.

**Notes forming part of the Consolidated Financial Statements** for the year ended March 31, 2022**Note 49: Financial Risk Management**

The Group's activities are exposed to market risk, credit risk and liquidity risk. The Group principal financial liabilities comprise borrowings, trade and other payables. The main purpose of these financial liabilities is to manage finances for the Group's operations. The Group principal financial asset includes loan, trade and other receivables, and cash and other financial assets that arise directly from its operations.

**I. Market risk**

Market risk is the risk that the fair value of future cash flows of a financial instrument will fluctuate because of changes in market prices. Market risk comprises three types of risk: interest rate risk, currency risk and other risks, such as regulatory risk and commodity price risk. Financial instruments affected by market risk include loans and borrowings, trade receivables and trade payables involving foreign currency exposure, and inventories.

The sensitivity analysis in the following sections relate to the position as at March 31, 2022 and March 31, 2021. The sensitivity of the relevant profit or loss item is the effect of the assumed changes in respective market risks. This is based on the financial assets and financial liabilities held at March 31, 2022 and March 31, 2021.

**(a) Interest rate risk**

Interest rate risk is the risk that the fair value or future cash flows of a financial instrument will fluctuate because of changes in market interest rates.

As the Group does not have exposure to any floating-interest bearing assets, or any significant long-term fixed interest bearing assets, its interest income and related cash inflows are not affected by changes in market interest rates. Consequently, the Group's interest rate risk arises mainly from borrowings obligations with floating interest rates.

(₹ in Crores)

Particulars	As at March 31, 2022	As at March 31, 2021
Fixed interest rate borrowing	132.54	109.75
Variable interest rate borrowing	746.58	1,031.92
<b>Total</b>	<b>879.12</b>	<b>1,141.67</b>
<b>Loss due to increase in 0.5% Interest Rate on Variable interest Borrowing</b>	<b>(3.73)</b>	<b>(5.16)</b>
<b>Gain due to decrease in 0.5% Interest Rate on Variable interest Borrowing</b>	<b>3.73</b>	<b>5.16</b>

**(b) Foreign currency risk**

Foreign currency risk is the risk that the fair value or future cash flows of an exposure will fluctuate because of changes in foreign exchange rates. A) The Group used foreign currency forward contracts to hedge its risks associated with foreign currency fluctuations relating to certain firm commitments. The use of foreign currency forward contracts is governed by the Group's strategy approved by the Board of Directors, which provide principles on the use of such forward contracts consistent with the Group's Risk Management. The outstanding forward exchange contracts entered into by the Group at the year end and thereafter disclosed.

**Foreign currency exposure**

(₹ in Crores)

	As at March 31, 2022	
	₹ equivalent to Foreign Currency	
	EURO	USD
Trade Receivables	0.92	-
Trade Payables	-	12.06
Less Hedged Portion	-	-
<b>Net Exposure to foreign currency risk assets/(liabilities)</b>	<b>0.92</b>	<b>(12.06)</b>

## Notes forming part of the Consolidated Financial Statements for the year ended March 31, 2022

### Note 49: Financial Risk Management (contd.)

#### Foreign currency exposure

(₹ in Crores)

	As at March 31, 2021	
	₹ equivalent to Foreign Currency	
	EURO	USD
Trade Receivables	0.39	11.74
Trade Payables	-	-
Less Hedged Portion	-	-
<b>Net Exposure to foreign currency risk assets/(liabilities)</b>	<b>0.39</b>	<b>11.74</b>

#### Foreign currency sensitivity

5% increase or decrease in foreign exchange rates will have following impact of profit :-

(₹ in Crores)

Particulars	Increase/ Decrease	₹ equivalent to Foreign Currency		
		EURO	USD	Total
<b>As at March 31, 2022</b>				
Net Exposure to foreign currency risk	5%	0.05	(0.60)	(0.56)
gain/(loss)	-5%	(0.05)	0.60	0.56
<b>As at March 31, 2021</b>				
Net Exposure to foreign currency risk	5%	0.02	0.59	0.61
gain/(loss)	-5%	(0.02)	(0.59)	(0.61)

#### Derivative financial instruments

The Group holds derivative financial instruments such as foreign currency forward to mitigate the risk of changes in exchange rates on foreign currency exposures. The counterparty is generally a bank. These derivative financial instruments are valued based on quoted prices for similar assets and liabilities in active markets or inputs that are directly or indirectly observable in the marketplace.

#### Impact of Hedging Activities

##### (i) Disclosure of effects of Hedge Accounting on Financial Position

March 31, 2022

(₹ in Crores)

Type of Hedge Risks	Nominal Value of Hedged Instruments *		Carrying Amount of Hedging Instrument #		Hedge Maturity	Hedge Ratio	Changes in Fair Value of Hedging Instrument	Changes in Value of Hedged Item used as the basis for recognizing hedge effectiveness
	Asset	Liabilities	Asset	Liabilities				
<b>Cash Flow Hedge</b>								
Foreign exchange risk								
(i) Foreign Exchange Forward Contracts	-	-	-	-	-	-	-	-

**Notes forming part of the Consolidated Financial Statements** for the year ended March 31, 2022**Note 49: Financial Risk Management** (contd.)

March 31, 2021

(₹ in Crores)

Type of Hedge Risks	Nominal Value of Hedged Instruments *		Carrying Amount of Hedging Instrument #		Hedge Maturity	Hedge Ratio	Changes in Fair Value of Hedging Instrument	Changes in Value of Hedged Item used as the basis for recognizing hedge effectiveness
	Asset	Liabilities	Asset	Liabilities				
<b>Cash Flow Hedge</b>								
Foreign exchange risk								
(i) Foreign Exchange Forward Contracts	93.35	-	91.88	-	Oct-2020 to May-2021	1:1	(1.47)	1.47

\* Nominal value is the ₹ value of the instrument based on spot rate of the first hedge

# Carrying value is the ₹ value of the instrument based on the spot rate of the reporting date

**(ii) Disclosure of effect of hedge accounting on financial performance****Movement in cash flow hedging reserve**

Risk Category	Foreign Currency Risk Foreign Exchange Forward Contract	
	As at March 31, 2022	As at March 31, 2021
<b>Derivative Instrument</b>		
<b>Cash Flow Hedge Reserve</b>		
Opening Balance	0.98	(5.72)
Gain/(loss) recognized in other comprehensive income during the year	(1.12)	4.58
Amount reclassified to Profit and loss during the year	(0.25)	5.72
Tax impact of above	0.39	(3.60)
<b>Closing Balance</b>	<b>-</b>	<b>0.98</b>

**(c) Regulatory risk**

Sugar industry is regulated both by Central Government as well as State Government. Central and State Governments policies and regulations affects the Sugar industry and the Group's operations and profitability. Distillery business is also dependent on the Government policy.

**(d) Commodity price risk**

Sugar industry being cyclical in nature, realizations get adversely affected during downturn. Higher cane price or higher production than the demand ultimately affect profitability. The Group has mitigated this risk by well integrated business model by diversifying into co-generation and distillation, thereby utilizing the by-products.

**II. Credit risk**

Credit risk is the risk that counterparty will not meet its obligations under a financial instrument or customer contract, leading to a financial loss. The Group's sugar sales are mostly on cash. Power and ethanol are sold to state government entities, thereby the credit default risk is significantly mitigated.

## Notes forming part of the Consolidated Financial Statements for the year ended March 31, 2022

### Note 49: Financial Risk Management (contd.)

The impairment for trade receivables are based on assumptions about risk of default and expected loss rates. The Group uses judgement in making these assumptions and selecting the inputs to the impairment calculation, based on The Group's past history, existing market conditions as well as forward looking estimates at the end of each balance sheet date.

Financial assets are written off when there is no reasonable expectation of recovery, however the Group continues to attempt to recover the receivables. Where recoveries are made, subsequently these are recognized in the statement of profit and loss.

The Group major exposure of credit risk is from trade receivables, which are unsecured and derived from external customers."

#### Expected credit loss for trade receivable on simplified approach :

The ageing analysis of the trade receivables (gross of provision) has been considered from the date the invoice falls due:

(₹ in Crores)

Ageing	Carrying Value	Less than 6 months	More than 6 months	Total
<b>As at March 31, 2021</b>				
Gross Carrying Amount	307.47	265.45	42.02	307.47
Expected Credit Loss	-	-	-	-
<b>Carrying Amount (net of impairment)</b>	<b>307.47</b>	<b>265.45</b>	<b>42.02</b>	<b>307.47</b>
<b>As at March 31, 2022</b>				
Gross Carrying Amount	159.91	147.28	12.63	159.91
Expected Credit Loss	-	-	-	-
<b>Carrying Amount (net of impairment)</b>	<b>159.91</b>	<b>147.28</b>	<b>12.63</b>	<b>159.91</b>

The Group uses a provision matrix to determine impairment loss on portfolio of its trade receivable. The provision matrix is based on its historically observed default data over the expected life of the trade receivable and is adjusted for forward-looking estimates. At every reporting date, the historical observed default rates are updated and changes in forward-looking estimates are analysed. In case of probability of non collection, default rate is 100%. However, there is no material expected credit loss based on the past experience.

The changes in loss allowance for trade receivables is as under :-

(₹ in Crores)

Particulars	As at March 31, 2022	As at March 31, 2021
<b>Opening Balance</b>	<b>0.50</b>	-
Provided during the year	-	0.50
Reversed during the year	-	-
<b>Closing Balance</b>	<b>0.50</b>	<b>0.50</b>

"There is no change in the loss allowances measured using expected credit loss model (ECL). The credit risk on cash and bank balances is limited because the counterparties and bank with credit ratings assigned by international credit rating agencies".

### III. Liquidity Risk

Liquidity risk is defined as the risk that Group will not be able to settle or meet its obligation on time or at a reasonable price. The Group's objective is to at all times maintain optimum levels of liquidity to meet its cash and collateral requirements. The Group's management is responsible for liquidity, funding as well as settlement management. In addition, processes and policies related to such risk are overseen by senior management. Management monitors the Group's net liquidity position through rolling, forecast on the basis of expected cash flows.



**Notes forming part of the Consolidated Financial Statements** for the year ended March 31, 2022**Note 49: Financial Risk Management** (contd.)

The table below provides details regarding the remaining contractual maturities of financial liabilities at the reporting date based on contractual undiscounted payments:

(₹ in Crores)

As at March 31, 2022	Carrying Amount	Less than One Year	More than one year and less than five year	More than 5 Years	Total
Borrowings	879.12	645.59	233.53	-	879.12
Trade payables	231.71	223.29	8.42	-	231.71
Lease Liabilities	6.45	2.64	3.81	-	6.45
Other Liabilities	75.11	75.11	-	-	75.11
<b>Total</b>	<b>1,192.39</b>	<b>946.63</b>	<b>245.76</b>	<b>-</b>	<b>1,192.39</b>

(₹ in Crores)

As at March 31, 2021	Carrying Amount	Less than One Year	More than one year and less than five year	More than 5 Years	Total
Borrowings	1,141.67	821.63	318.63	1.41	1,141.67
Trade payables	593.85	593.85	-	-	593.85
Lease Liabilities	16.11	5.04	11.07	-	16.11
Other Liabilities	44.43	44.43	-	-	44.43
<b>Total</b>	<b>1,796.06</b>	<b>1,464.95</b>	<b>329.70</b>	<b>1.41</b>	<b>1,796.06</b>

**Note 50: Capital Management****(a) Risk Management**

For the purpose of the Group's capital management, capital includes issued equity capital, and other equity reserves attributable to the equity shareholders of the Group. The Group's capital management is intended to maximize the return to shareholders for meeting the long-term and short-term goals of the Group through the optimization of the debt and equity balance.

The Group manages its capital structure and makes adjustments in light of changes in the financial condition and the requirements of the financial covenants. To maintain or adjust the capital structure, the Group may adjust the dividend payment to shareholders, return capital to shareholders (buy back its shares) or issue new shares.

In order to achieve this overall objective, the Group's capital management, amongst other things, aims to ensure that it meets financial covenants attached to the interest-bearing loans and borrowings that define capital structure requirements. The Group has complied with these covenants and there have been no breaches in the financial covenants of any interest-bearing loans and borrowings.

The Group's policy is to maintain a strong capital base so as to maintain investor, creditor and market confidence and to sustain future development of the business. The primary objective of the Group's Capital Management is to maximize the shareholder's value. Management also monitors the return on capital. The Board of Directors seeks to maintain a balance between the higher returns that might be possible with higher levels of borrowing and the advantages and security afforded by a sound capital position. However, sugar being a seasonal industry, it is very highly capital and working capital intensive, therefore required to raise need based short term and long term debt for smooth running of the operations.

## Notes forming part of the Consolidated Financial Statements for the year ended March 31, 2022

### Note 50: Capital Management (contd.)

The Company monitors capital using a gearing ratio calculated as below:

(₹ in Crores)

Particulars	As at March 31, 2022	As at March 31, 2021
Debt	879.12	1,141.81
Less: Cash and cash equivalents & bank balances	44.55	72.45
<b>Net debt</b>	<b>834.57</b>	<b>1,069.36</b>
Equity	884.98	1,560.05
Gearing Ratio { net debt / (equity + net debt)}	49%	41%

No changes were made in the objectives, policies or processes for managing capital during the year ended March 31, 2022 and March 31, 2021.

### (B) Dividends

(₹ in Crores)

Particulars	As at March 31, 2022	As at March 31, 2021
<b>Recognized in the year ending</b>		
<b>(i) Dividends Recognized</b>		
Interim dividend for the year ended March 31, 2022 of ₹ 6/- per equity share (March 31, 2021 ₹ 6/- per share)	39.83	39.83
Final dividend for the year ended March 31, 2021: Nil (March 31, 2020: Nil)	-	-
<b>(ii) Dividend proposed but not recognized in the books of accounts</b>		
In addition to the above dividends, for the year ended March 31, 2022 (March 31, 2021: Nil) the directors have not recommended the payment of a final dividend.	-	-

### Note No. 51 Informaiton related Subsidiaries Companies:

#### Note No. 51(i) Interest in Subsidiaries Companies :

The Group's subsidiaries at March 31, 2022 are set out below. Unless otherwise stated, they have share capital consisting solely of equity shares that are held directly by the group, and the proportion of ownership interests held equals the voting rights held by the group. The country of incorporation or registration and principal place of business is mentioned as below:-

Particulars	Year	EHAAT Limited	DETS Limited
Principal Activities		Trading business	Sale of machinery and providing services related with these machineries.
Place of Business/ Country of Incorporation		India	India
Ownership interest held by the group	March 31, 2022	100%	51%
	March 31, 2021	100%	51%
Ownership interest held by non-controlling interest	March 31, 2022	0%	49%
	March 31, 2021	0%	49%

There is no significant impact of the subsidiaries having non-controlling interests on consolidated financial statement of the Company and accordingly, financial information of the subsidiaries has not been disclosed.

**Notes forming part of the Consolidated Financial Statements** for the year ended March 31, 2022**Note No. 51 Informaiton related Subsidiaries Companies:** (contd.)

Note No. 51(ii) Additional Information as required under Schedule III to the Companies Act, 2013 :

Name of the entity	Net Assets i.e. total assets minus total liabilities		Share in profit or loss		Share in other comprehensive income		Share in total comprehensive income	
	As % of consolidated net assets	Amount	As % of consolidated profit or loss	Amount	As % of consolidated other comprehensive income	Amount	As % of consolidated total comprehensive income	Amount
<b>As at March 31, 2022</b>	<b>100.00%</b>	<b>884.99</b>	<b>100.00%</b>	<b>144.03</b>	<b>100.00%</b>	<b>2.03</b>	<b>100.00%</b>	<b>146.06</b>
<b>Parent</b>								
Dhampur Sugar Mills Limited	99.94%	884.45	99.79%	143.72	100%	2.03	99.80%	145.77
<b>Subsidiaries- Indian</b>								
EHAAT Limited	0.06%	0.55	0.23%	0.33	0%	-	0.23%	0.33
DETS Limited	0.00%	(0.01)	-0.01%	(0.01)	0%	-	(0.00)	(0.02)
Non- Controlling interest in subsidiary			-0.01%	(0.01)	0%	-	(0.00)	(0.01)
<b>As at March 31, 2021</b>	<b>100%</b>	<b>1,560.06</b>	<b>100.00%</b>	<b>228.97</b>	<b>100.00%</b>	<b>8.50</b>	<b>100.00%</b>	<b>237.47</b>
<b>Parent</b>								
Dhampur Sugar Mills Limited	99.29%	1,549.02	102.66%	235.07	96.94%	8.24	102.46%	243.31
<b>Subsidiaries- Indian</b>								
EHAAT Limited	0.01%	0.21	-0.05%	(0.12)	0.00%	-	-0.05%	(0.12)
DETS Limited	0.00%	0.02	-0.20%	(0.46)	0.00%	-	-0.19%	(0.46)
Dhampur Bio Organics Limited	0.00%	-	0.00%	-				
<b>Subsidiaries- Foreign</b>								
Dhampur International Pte. Ltd.	0.70%	10.80	-2.31%	(5.29)	3.06%	0.26	-2.12%	(5.03)
Non- Controlling interest in subsidiary	0.00%	-	-0.10%	(0.23)	0.00%	-	-0.10%	(0.23)

**Note 52: Ratio Analysis and its Elements****Note 52 (i): Ratios**

(₹ in Crores)

Particulars	Units	March 31, 2022	March 31, 2021	% change from March 31, 2021 to March 31, 2022
Current Ratio	Times	1.12	1.20	(6.83)
Debt-Equity Ratio	Times	0.99	0.73	35.72
Debt Service Coverage ratio	Times	0.33	0.40	(17.83)
Inventory Turnover ratio	Times	1.56	2.34	(33.14)
Trade Receivable Turnover Ratio	Times	5.03	3.40	48.22
Trade Payable Turnover Ratio	Times	4.10	5.02	(18.24)
Net Capital Turnover Ratio	Times	18.11	13.42	34.89
Net Profit ratio	Percentage	6.66%	5.43%	22.65
Return on Equity ratio	Percentage	11.78%	15.67%	(24.83)
Return on Capital Employed	Percentage	14.03%	16.34%	(14.11)
Return on Investment/ Net Worth	Percentage	16.27%	14.68%	10.89

## Notes forming part of the Consolidated Financial Statements for the year ended March 31, 2022

### Note 52: Ratio Analysis and its Elements (contd.)

#### Note 52 (ii): Elements of Ratio

(₹ in Crores)

Particulars	March 31, 2022		March 31, 2021	
	Numerator	Denominator	Numerator	Denominator
Current ratio	1,113.52	995.53	1,805.46	1,503.85
Debt- Equity Ratio	879.12	884.98	1,141.81	1,560.05
Debt Service Coverage ratio	222.20	670.07	345.97	857.32
Inventory Turnover ratio	1,678.23	1,072.45	3,389.32	1,448.13
Trade Receivable Turnover Ratio	1,149.54	228.36	1,007.84	296.74
Trade Payable Turnover Ratio	1,693.79	412.84	2,980.27	593.91
Net Capital Turnover Ratio	2,136.84	118.00	4,049.04	301.61
Net Profit Ratio	144.03	2,162.98	228.96	4,217.37
Return on Equity ratio	144.03	1,222.52	228.96	1,460.98
Return on Capital Employed	251.74	1,794.15	395.02	2,418.21
Return on Investment/ Net Worth	144.03	884.98	228.96	1,560.05

#### Note 52 (iii): Consideration of Element of Ratio

i. Current Ratio:	Numerator= Current Assets Denominator= Current Liabilities
ii. Debt-Equity Ratio:	Numerator= Total Debt Denominator= Total Equity - Revaluation Reserve
iii. Debt Service Coverage ratio:	Numerator= Profit After Tax + Interest Cost + Depreciation Denominator= Principal Repayment + Interest Cost"
iv. Inventory Turnover ratio:	Numerator= Cost of Goods Sold Denominator= Average Inventory
v. Trade Receivable Turnover Ratio:	Numerator= Total Credit Sales Denominator= Average Trade Receivables
vi. Trade Payable Turnover Ratio:	Numerator= Total Credit Purchases Denominator= Average Trade Payables
vii. Net Capital Turnover Ratio:	Numerator= Net Sales Denominator= Working Capital (i.e. Current Assets - Current Liabilities)
viii. Net Profit ratio:	Numerator= Net Profit after tax Denominator= Revenue from operations
ix. Return on Equity ratio:	Numerator= Profit after tax Denominator= Average Total Equity - Revaluation Reserve
x. Return on Capital Employed:	Numerator= Profit Before Tax + Finance cost Denominator= Equity - Revaluation Reserve + Debt + Deferred Tax Liability
xi. Return on Investment/ Networth:	Numerator= Profit after Tax Denominator= Total Equity

## Notes forming part of the Consolidated Financial Statements for the year ended March 31, 2022

### Note 52: Ratio Analysis and its Elements (contd.)

#### Note 52 (iv): Reasons for more than 25% increase/ (decrease) in above ratios

The change in ratio is caused mainly due to Demerger of the Company and consequent transfer of Demerged Undertaking to Dhampur Bio Organics Limited (refer note 42), therefore ratios are not comparable.

### Note 53: Events occurring after the balance sheet date

No adjusting or significant non adjusting events have occurred between the reporting date and date of authorization of financial statements, except as below:

#### Note 53 (i): Demerger

The Hon'ble National Company Law Tribunal ("NCLT"), Prayagraj, on April 27, 2022, sanctioned the Scheme of Arrangement ("Scheme"). The Scheme became effective on May 3, 2022, upon filing of the certified copies of the NCLT Order sanctioning the Scheme, by both the companies, with the Registrar of Companies, Kanpur, the same has been considered as an adjusting event, refer note 42 for further details for the preparation of these Financial statements for the year ended March 31, 2022.

#### Note 53 (ii): Authorised Share Capital Restructuring

a. The existing Authorised Share Capital of the Group included ₹ 69,17,40,000 divided into 69,17,400 preference shares of the face value of ₹ 100, which has been reclassified into 6,91,74,000 equity shares of the face value of ₹ 10 amounting to ₹ 69,17,40,000, vide Board Resolution passed in the Board Meeting of the Group held on May 04, 2022, pursuant to Scheme of Arrangement (refer note 42). Consequent to which the total number of equity shares of the Group aggregated to 18,30,00,000 equity shares of ₹ 10 each.

b. Further to such reclassification, pursuant to the scheme of arrangement (refer note 42) part of authorized share capital of the Group of ₹91,50,00,000 divided into 9,15,00,000 equity shares of face value ₹ 10 each has been transferred to and combined with the authorized share capital of Resulting Company i.e. Dhampur Bio Organics Limited. Consequent to which the total number of equity shares of the Group aggregated to 9,15,00,000 equity shares of ₹ 10 each.

### Note 54: Offsetting financial instruments

There are no financial instruments which are offset, or subject to enforceable master netting arrangements and other similar agreements but not offset, as at each reporting date.

## Notes forming part of the Consolidated Financial Statements for the year ended March 31, 2022

### Note 55: Borrowings secured against the current assets

#### Note 55 (i): Details of Borrowing secured against the current assets:

The Holding Company has obtained working capital limit from consortium of bank namely Punjab National Bank (Lead Banker), Central Bank, Prathma UP Gramin Bank, State Bank of India and District Cooperative Banks (together referred to as "Working Capital Lenders"). The Holding Company submits periodical statements with Lead Banker, details of which are as follows:

(₹ in Crores)

Name of the bank	Quarter	Particulars of Securities Provided	Amount as per books of account	Amount as reported in the quarterly returns/ statements	Amount of difference
Working Capital Lenders	31/Mar/22	Stock & Debtor	921.93	910.13	11.80
Working Capital Lenders	31/Dec/21	Stock & Debtor	499.98	480.54	19.44
Working Capital Lenders	30/Sep/21	Stock & Debtor	366.66	389.52	(22.86)
Working Capital Lenders	30/Jun/21	Stock & Debtor	684.68	728.60	(43.92)
Working Capital Lenders	31/Mar/21	Stock & Debtor	1,505.58	1,453.80	51.78
Working Capital Lenders	31/Dec/20	Stock & Debtor	928.90	927.14	1.76
Working Capital Lenders	30/Sep/20	Stock & Debtor	843.85	873.78	(29.93)
Working Capital Lenders	30/Jun/20	Stock & Debtor	1,670.33	1,691.24	(20.90)

#### Note 55 (ii): Reason for discrepancies :

The Quarterly Returns/ Statements (referred to as "Bank returns"), which were prepared based on provisional books of accounts and filed before the completion of all financial statement closure activities including Ind AS related adjustments/ reclassifications, as applicable. Also, there were exclusion of certain current assets in the Bank returns filled with the Banks, which led to these differences between the Financial Statements and the bank return.

Further, difference also arises on account of different valuation methodology adopted for valuing the finished goods stock in the books and for the purpose of reporting in the bank return. In the books, stock of finished goods is recorded at lower of cost or net realisable value but for bank purposes it is taken at net realisable value which is determined as per bank norms. However, there is no material difference in reporting the quantity of stock in the bank returns as compared to books of accounts."

### Note 56: Disclosure for COVID 19

The Group is periodically reviewing possible impact of Covid 19 on its business and the same are considered while preparing the above financial results, including internal and external factors as known to the Group, up to the date of approval of these results to assess and finalize the carrying amount of its assets and liabilities. Accordingly as on date, no material impact is anticipated in the carrying amount of its assets and liabilities.

### Note 57: Other Statutory Information

- (i) The Group does not have any transactions with struck off companies.
- (ii) The Group does not have any charges or satisfaction of charges which is yet to be registered with ROC beyond the statutory period. Read along with note 42 (vii).
- (iii) The Group has not traded or invested in Crypto currency or Virtual Currency during the period/year.

**Notes forming part of the Consolidated Financial Statements** for the year ended March 31, 2022**Note 57: Other Statutory Information** (contd.)

- (iv) The Group has not advanced or loaned or invested funds to any other person(s) or entity(ies), including foreign entities (Intermediaries) with the understanding that the Intermediary shall:
- directly or indirectly lend or invest in other persons or entities identified in any manner whatsoever by or on behalf of the Group (Ultimate Beneficiaries) or
  - provide any guarantee, security or the like to or on behalf of the Ultimate Beneficiaries.
- (v) The Group has not received any fund from any person(s) or entity(ies), including foreign entities (Funding Party) with the understanding (whether recorded in writing or otherwise) that the Group shall:
- directly or indirectly lend or invest in other persons or entities identified in any manner whatsoever by or on behalf of the Funding Party (Ultimate Beneficiaries) or
  - provide any guarantee, security or the like on behalf of the Ultimate Beneficiaries.
- (vi) The Group has not raised funds on short term basis which have been utilised for long term purposes.
- (viii) The Group has not been declared willful defaulter by any bank or financial institution or other lender. The Group has not defaulted in repayment of loans or other borrowings or in the payment of interest thereon to any lender.
- (ix) The Group has complied with the number of layers prescribed under clause (87) of section 2 of the Act read with Companies (Restriction on number of Layers) Rules, 2017, as amended.

**Note 58: Other Notes**

- (i) In the opinion of the Board of Directors, Trade Receivables, other current financial assets, and other current assets have a value on realization in the ordinary course of the Group's business, which is at least equal to the amount at which they are stated in the balance sheet.
- (ii) The balances of some of the accounts classified as Trade Payables, Trade Receivables, etc. are in the process of reconciliations/ confirmation. In the opinion of Board of directors, the result of such exercise will not have any material impact on the carrying value.
- (iii) The Board of Directors at its meeting held on May 29, 2022, has approved the Consolidated Financial Statement for the year ended March 31, 2022.
- (iv) The Schedule III to the Companies Act 2013 vide notification dated 24th March 2021 issued by Ministry of Corporate Affairs (MCA) has been amended with effect from 1st April 2021 and these Financial statements have been presented giving effect to the said amendments. Accordingly, comparative figures of the previous year have been regrouped/ reclassified wherever applicable to make them comparable with those of the current year's figures.

**For Atul Garg & Associates**

Chartered Accountants  
FRN 001544C

**Fiza Gupta**

Partner

**M No. 429196**

Place: New Delhi

Date: May 29, 2022

**For T R Chadha & Co LLP**

Chartered Accountants  
FRN 006711N/N500028

**Neena Goel**

Partner

**M No. 057986**

**For and on behalf of the Board of Directors****Ashok Kumar Goel**

Chairman

**(DIN 00076553)**

**Susheel Kumar Mehrotra**

Chief Financial Officer

**Gaurav Goel**

Managing Director

**(DIN 00076111)**

**Aparna Goel**

Company Secretary

## Form No. AOC-1

Statement containing salient features of the Financial Statements of Subsidiaries/Associate Companies/Joint Ventures.  
(Pursuant to first proviso to Sub-section (3) of Section 129 read with Rule 5 of Companies (Accounts) Rules, 2014)

### Part "A": Subsidiaries

(Information in respect of each subsidiary to be presented with amounts in Rs. in Crores)

1. Name of the subsidiary: Ehaat Limited and DETS Limited.
2. Reporting period for the subsidiaries concerned: - April 01, 2021, to March 31, 2022.
3. Other Information:

Particulars	DETS Limited * (Rs. in Crores)	EHAAT Limited ** (Rs. in Crores)
Share Capital (including share application money)	0.84	3.77
The date since when subsidiary was acquired	03.10.2016 (Since incorporation)	24.10.2016 (Since incorporation)
Shareholding (in Percentage)	51%	100%
Reserves & Surplus	(0.85)	(3.23)
Total Assets	1.75	56.54
Total Liabilities	1.76	55.99
Investments	0	0
Revenue from Operation (Previous Year)	0.00 (0.00)	78.72 (0.00)
Profit/(Loss) before Taxation	(0.02)	0.33
Provision for Taxation	0	0
Profit after Taxation	(0.02)	0.33
Proposed Dividend	NIL	NIL
% of Shareholding	51%	100%

- i) Name of Subsidiaries which have been liquidated or sold during the year: Dhampur International Pte Limited and Dhampur Bio Organics Limited ceased to be subsidiaries w.e.f. 1st April 2021. Please refer note no. 42 to the consolidated financial statements.

\* Manufacturing and fabricating plant and machineries and other engineering goods and equipment.

\*\* Trading in Consumer Products.

### Part "B": Associates and Joint Ventures

Statement pursuant to Section 129(3) of the Companies Act, 2013 related to Associate Companies and Joint Ventures:

The Company has no associate or joint venture.

For and on behalf of the Board of Directors

Ashok Kumar Goel

Chairman

(DIN: 00076553)

Place: New Delhi

Date: May 29, 2022



# Corporate Information

## Board of Directors

**Mr. Ashok Kumar Goel**, Chairman  
**Mr. Gaurav Goel**, Managing Director  
**Mr. Mahesh Prasad Mehrotra**, Independent Director  
**Mr. Yashwardhan Poddar**, Independent Director  
**Mr. Satpal Kumar Arora**, Independent Director  
**Mr. Anuj Khanna**, Independent Director  
**Ms Pallavi Khandelwal**, Independent Woman Director  
**Mr. Anant Pande**, Whole Time Director

## Chief Executive Officer

**Mr. Anant Pande**

## Chief Financial Officer

**Mr. Susheel Kumar Mehrotra**

## Company Secretary

**Ms. Aparna Goel**

## Auditors

### Joint Statutory Auditors:

T R Chadha & Co LLP, Chartered Accountants,  
New Delhi  
Atul Garg & Associates, Chartered Accountants, Kanpur

## Internal Auditors

Ernst & Young LLP, Chartered Accountants, New Delhi  
S.S. Kothari Mehta & Co., Chartered Accountants,  
New Delhi

## Secretarial Auditors

GSK & Associates, Company Secretaries, Kanpur

## Cost Auditors

Mr. S. R. Kapur, Cost Accountant, Meerut

## Bankers

Punjab National Bank  
Prathma Bank  
UCO Bank  
State Bank of India  
HDFC Bank  
ICICI Bank  
Kookmin Bank  
UP Co-operative & District Co-operative Banks

## Registered Office

Dhampur (N.R.), District Bijnor – 246761 (U.P)

## Corporate Office

6th Floor, Max House, Okhla Industrial Estate, Phase-III,  
New Delhi – 110020

## Website

[www.dhampursugar.com](http://www.dhampursugar.com)

## Corporate Identification Number

L15249UP1933PLC000511

## Works

Dhampur, District Bijnor (U.P.)  
Rajpura, District Sambhal (U.P.)

## Registrar and Share Transfer Agents

M/s Alankit Assignments Limited  
Alankit House, 4E/2 Jhandewalan Extension,  
New Delhi – 110055



**DHAMPUR**

Legacy for tomorrow