



KNR Constructions Limited.

Date: 29th May 2024

Ref: KNRCL/SD/2024/724 & 725

To, The Manager BSE Limited, P J Towers, Dalal Street, Fort, Mumbai - 400001 Scrip code: 532942	To, The Manager, National Stock Exchange of India Limited, Exchange Plaza, Bandra Kurla Complex, Bandra (E), Mumbai - 400051. Scrip Code: KNRCON
--	---

Dear Sir/Madam,

Sub: Investor Presentation

Ref: Reg 30 of SEBI (LODR) Regulations, 2015

With regard to the aforementioned subject, we herewith submit the latest Investors Presentation for Q4FY24.

This is for the information and records of the Exchange, please.

Thanking you,

Yours truly

For **KNR Constructions Limited**

Haritha Varanasi
Company Secretary

Encl as above

Regd.Office : 'KNR House',3rd & 4th Floor, Plot No.114,Phase-I,Kavuri Hills,
Hyderabad -500 033 Phone.:+91-40-40268759 ,40268761/ 62, Fax : 040- 40268760 ,

E-mail : info@knrcl.com, Web : www.knrcl.com

CIN: L74210TG1995PLC130199

A collage of four images showing infrastructure projects: a long highway stretching into the distance, a multi-lane highway with a median, a complex highway interchange with multiple overpasses, and a large dam structure across a river.

**BALANCING GROWTH
AND SUSTAINABILITY**

KNR Constructions
Limited
Investor Presentation
May 2024


Disclaimer



This presentation and the accompanying slides (the “Presentation”), which have been prepared by **KNR Constructions Limited** (the “Company”), have been prepared solely for information purposes and do not constitute any offer, recommendation or invitation to purchase or subscribe for any securities, and shall not form the basis or be relied on in connection with any contract or binding commitment whatsoever. No offering of securities of the Company will be made except by means of a statutory offering document containing detailed information about the Company.

This Presentation has been prepared by the Company based on information and data which the Company considers reliable, but the Company makes no representation or warranty, express or implied, whatsoever, and no reliance shall be placed on, the truth, accuracy, completeness, fairness and reasonableness of the contents of this Presentation. This Presentation may not be all inclusive and may not contain all of the information that you may consider material. Any liability in respect of the contents of, or any omission from, this Presentation is expressly excluded.

Certain matters discussed in this Presentation may contain statements regarding the Company’s market opportunity and business prospects that are individually and collectively forward-looking statements. Such forward-looking statements are not guarantees of future performance and are subject to known and unknown risks, uncertainties and assumptions that are difficult to predict. These risks and uncertainties include, but are not limited to, the performance of the Indian economy and of the economies of various international markets, the performance of the industry in India and world-wide, competition, the company’s ability to successfully implement its strategy, the Company’s future levels of growth and expansion, technological implementation, changes and advancements, changes in revenue, income or cash flows, the Company’s market preferences and its exposure to market risks, as well as other risks. The Company’s actual results, levels of activity, performance or achievements could differ materially and adversely from results expressed in or implied by this Presentation. The Company assumes no obligation to update any forward-looking information contained in this Presentation. Any forward-looking statements and projections made by third parties included in this Presentation are not adopted by the Company and the Company is not responsible for such third party statements and projections.



Key Highlights & Result Update

Key Highlights



- ❑ **Letter of Award for Water supply projects in 26 ULBs and Sewerage Projects in 04 ULBs under AMRUT 2.0 under the Jurisdiction of (Nalgonda and Khammam PH Divisions) in Package - II**
 - ✓ Letter of Award issued on 12th March 2024
 - ✓ Project Cost of Rs. 11,048.8 million

- ❑ **Declaration for Appointment Date for Greenfield Highway from Marrisudi to Somavarappadu - NH-544G**
 - ✓ Part of the Bengaluru-Vijayawada economic corridor on HAM Mode under Bharatmala Pariyojana Phase-1 in the state of Andhra Pradesh (Package 13) received Appointed Date as 10th February 2024

- ❑ **Update on claims of Walayar Vadakenchery Expressway Private Limited**
 - ✓ Received claims and passed on to the Company as per Share Purchase Agreement & Claim Management Agreement for an amount of Rs. 610.69 million and Rs. 949.1 million, which has been recognised as Contract Receipt included in Revenue from Operations and Interest Income, respectively.
 - ✓ Further also expenses related to such claims of Rs. 84.16 million included in Other expenses and the resultant tax of Rs. 371.39 million is included in current tax.

- ❑ **Update on claims of Patel KNR Infrastructures Ltd**
 - ✓ has received claims and passed on to the Company for an amount of Rs. 83.09 million, which was set off against existing unbilled revenue of Rs. 2,09.55 million and the balance unbilled revenue has been written off to the tune of Rs. 1,26.47 million included in other expenses and also received Rs. 1,45.91 million towards Interest included in other income and the resultant tax of Rs. 4.89 million is included in current tax.

Key Highlights



❑ Claim of Patel KNR JV & KNR Patel JV

- ✓ In two of Company's JOs i.e. Patel KNR JV & KNR Patel JV, the Company has received claims from the JOs for an amount of Rs. 741.18 million included in Revenue from Operations and also expenses related to such claims of Rs. 58.86 million included in Other expenses and the resultant tax of Rs. 171.74 million included in current tax.

❑ KNR Muzaffarpur Barauni Tollways Pvt. Ltd

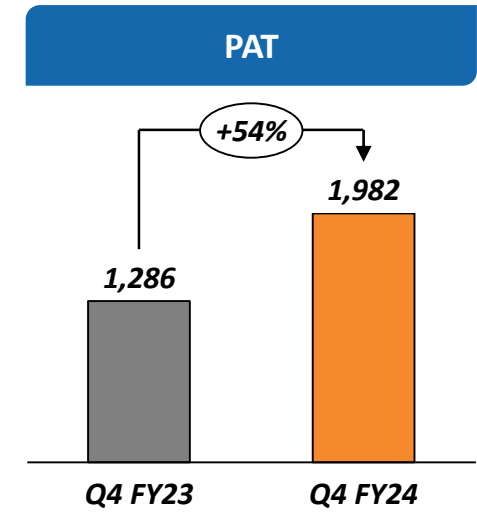
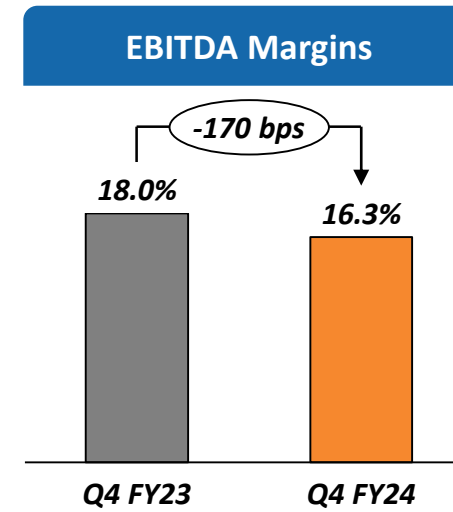
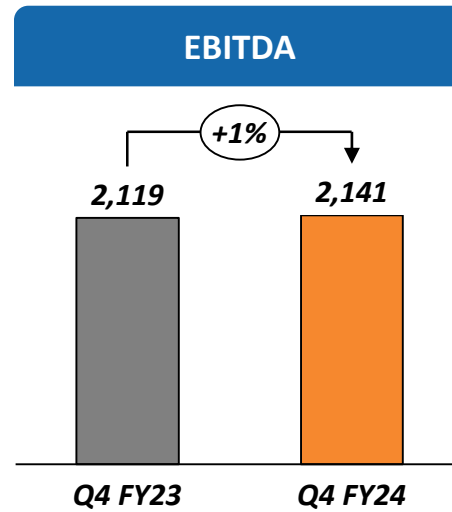
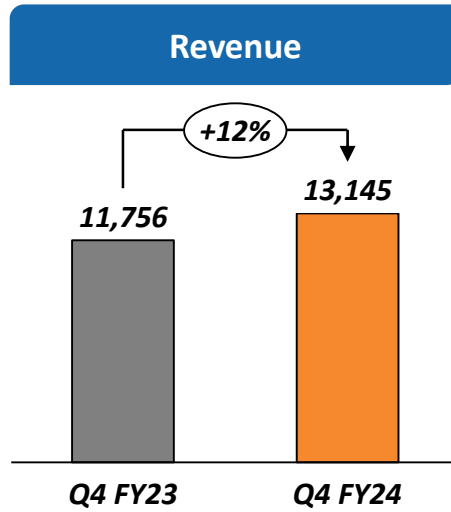
- ✓ Created provision towards impairment of equity of Rs. 545 million, towards doubtful advances of Rs. 327.98 million and towards doubtful trade receivables of Rs. 101.44 million for one of its Subsidiary Company i.e KNR Muzaffarpur Barauni Tollways Pvt. Ltd., as the toll collection of the Project is not sufficient to recover the cost of the maintenance and debt obligation and is included in Other expenses in the statement of Standalone profit and loss.

Standalone Financial Highlights

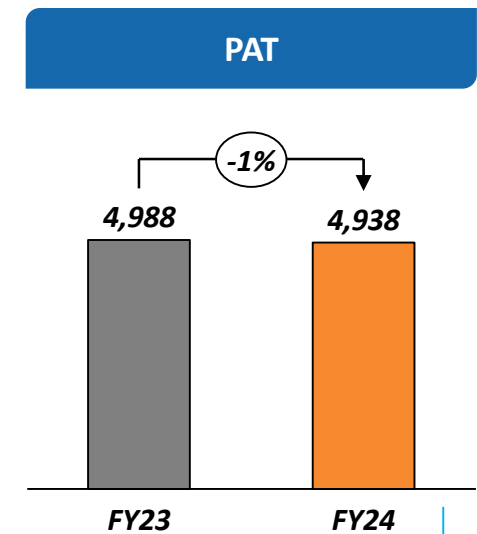
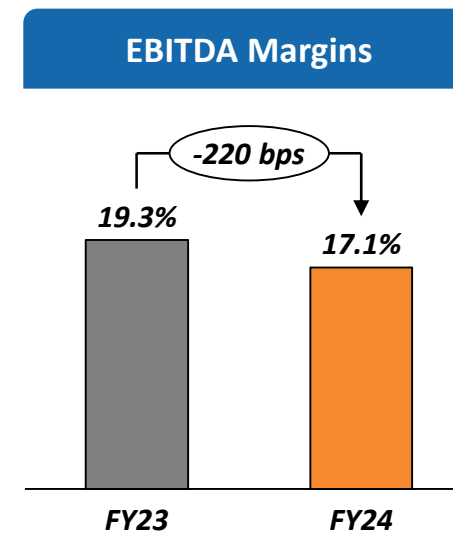
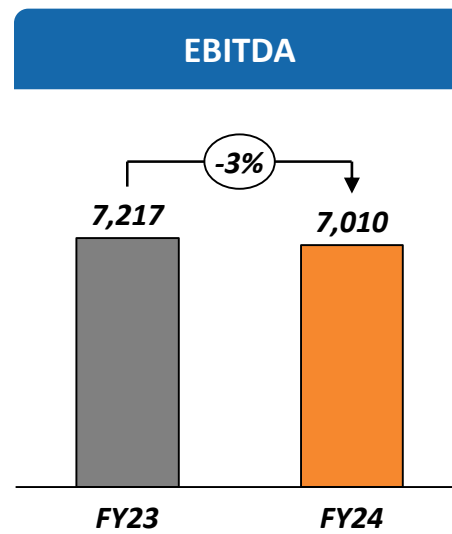
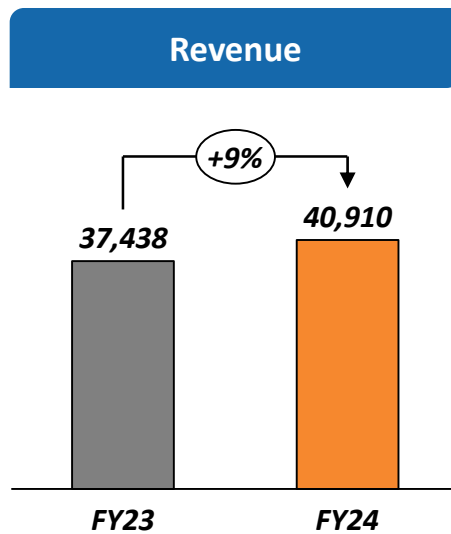


Rs. Million

Quarter 4



FY24



Standalone Financial Results



Rs. Million	Standalone							
	Q4 FY24	Q4 FY23	YoY	Q3 FY24	QoQ	FY24	FY23	YoY
Total Revenue	13,144.9	11,755.9	12%	9,054.2	45%	40,909.8	37,437.9	9%
Operating Expenses	8,299.2	8,175.2		6,334.5		27,495.2	25,795.4	
Employees Expenses	432.4	410.2		494.0		1,735.5	1,709.9	
Other Expenditure	2,272.4	1,051.1		752.3		4,669.5	2,715.4	
EBITDA	2,140.9	2,119.4	1%	1,473.4	45%	7,009.6	7,217.2	-3%
EBITDA margin	16.3%	18.0%		16.3%		17.1%	19.3%	
Other Income	1,240.6	95.7		60.2		1,421.7	320.9	
Depreciation	325.6	400.5		325.3		1,245.0	1,474.3	
Interest	112.8	79.7		72.1		292.9	392.6	
Exceptional Item	0.0	0.0		0.0		0.0	1,379.7	
PBT	2,943.1	1,734.9	70%	1,136.2	159%	6,893.4	7,050.9	-2%
Tax	961.4	448.7		281.0		1,955.1	2,062.4	
Current Tax	1,017.6	442.0		273.2		2,028.4	1,805.3	
Prior Period Tax	85.2	8.4		-5.0		80.2	313.9	
Deferred Tax	-141.4	-1.7		12.8		-153.5	-56.8	
Profit After Tax	1,981.7	1,286.2	54%	855.2	132%	4,938.3	4,988.5	-1%
PAT margin	15.1%	10.9%		9.4%		12.1%	13.3%	
Other Comprehensive Income	42.1	9.7		0.9		45.8	5.0	
Total Comprehensive Income	2,023.8	1,295.9	56%	856.1	136%	4,984.1	4,993.5	0%

Standalone Balance Sheet



ASSETS (Rs. Million)	Mar-24	Mar-23
Non-Current Assets		
Property, plant and equipment	3,659.7	4,084.1
Capital work-in-progress	21.8	25.1
Right of Use Asset	45.5	69.2
Investment property	663.5	658.8
Other Intangible assets	0.4	0.5
Financial Assets		
Investments	3,502.1	1,974.6
Other Investments	3,117.7	3,269.3
Trade Receivable	417.2	295.3
Loans	34.7	32.9
Other financial assets	7.5	277.5
Deferred tax assets (Net)	1,367.5	1,229.3
Non current tax assets (Net)	242.6	267.4
Other non-current assets	713.1	714.6
Total Non-current assets	13,793.3	12,898.6
Current assets		
Inventories	2,207.2	2,340.7
Financial assets		
Trade receivables	13,642.2	9,834.5
Cash and cash equivalents	2,165.3	1,855.8
Bank Balances	180.8	142.7
Loans	18.4	1.1
Other financials assets	8,845.9	8266.7
Current tax assets (Net)	0.0	0.0
Other current assets	1,524.3	1656.1
Total Current assets	28,584.1	24,097.6
TOTAL ASSETS	42,377.4	36,996.2

EQUITY & LIABILITIES (Rs. Million)	Mar-24	Mar-23
Equity		
Equity Share capital	562.5	562.5
Other equity	31,694.1	26,780.3
Total equity	32,256.6	27,342.8
Liabilities		
Non-current liabilities		
Financial liabilities		
Borrowings	0.0	0.0
Lease Liability	42.2	56.6
Provisions	66.3	115.0
Other non-current liabilities	107.1	112.8
Total non-current liabilities	215.6	284.4
Current liabilities		
Financial liabilities		
Borrowings	0.0	2.5
Trade Payables	2,738.9	3,760.4
Other financial liabilities	5,136.4	2,935.9
Provisions	80.0	145.8
Current Tax Liability (net)	61.4	156.8
Other current liabilities	1,888.5	2,367.6
Total current liabilities	9,905.2	9,369.0
TOTAL EQUITY AND LIABILITIES	42,377.4	36,996.2

Consolidated Financial Results



Rs. Million	Consolidated							
	Q4 FY24	Q4 FY23	YoY	Q3 FY24	QoQ	FY24	FY23	YoY
Total Revenue	14,140.0	12,453.3	14%	9,960.1	42%	44,294.9	40,623.6	9%
Operating Expenses	8,328.4	8,484.4		6,444.0		27,931.8	26,320.1	
Employees Expenses	434.1	411.9		495.6		1,741.9	1,742.1	
Other Expenditure	1,632.3	1,097.3		761.4		4,143.6	3,388.3	
EBITDA	3,745.2	2,459.7	52%	2,259.1	66%	10,477.6	9,173.1	14%
EBITDA margin	26.5%	19.8%		22.7%		23.7%	22.6%	
Other Income	1,252.5	101.0		65.2		1,446.9	366.8	
Depreciation	405.4	482.4		406.8		1,568.3	1,807.0	
Interest	370.7	205.6		276.6		1,056.7	1,530.8	
Share of Profit / loss of associates	131.0	-2.9		-1.5		185.2	-8.1	
Exceptional Item	0.0	0.0		0.0		0.0	618.4	
PBT	4,352.6	1,869.8	133%	1,639.4	165%	9,484.7	6,812.4	39%
Tax	946.4	452.4		282.6		1,961.6	2,418.4	
Current Tax	999.6	445.7		274.8		2,031.9	1,812.0	
Prior Period Tax	88.2	8.4		-5.0		83.2	313.9	
Deferred Tax	-141.4	-1.7		12.8		-153.5	292.5	
Profit After Tax	3,406.2	1,417.4	140%	1,356.8	151%	7,523.1	4,394.0	71%
PAT margin	24.1%	11.4%		13.6%		17.0%	10.8%	622
Other Comprehensive Income	42.0	9.8		0.9		45.8	5.1	
Total Comprehensive Income	3,448.2	1,427.2	142%	1,357.7	154%	7,568.9	4,399.1	72%

Consolidated Balance Sheet



ASSETS (Rs. Million)	Mar-24	Mar-23
Non-Current Assets		
Property, plant and equipment	4,030.2	4,480.3
Capital work-in-progress	21.8	25.1
Right of Use Asset	45.5	69.2
Investment property	1,375.2	1,327.2
Other Intangible assets	2,612.7	3,028.2
Financial Assets		
Investments	755.4	570.2
Other financial assets	417.2	295.3
Trade Receivable	18,591.4	8,413.7
Deferred tax assets (Net)	1,367.5	1,229.3
Non current tax assets (Net)	474.2	342.3
Other non-current assets	3,459.1	2,047.3
Total Non-current assets	33,150.2	21,828.2
Current assets		
Inventories	2,208.7	2,342.3
Financial assets		
Other Investments	396.4	153.2
Trade receivables	6,739.8	6,229.0
Cash and cash equivalents	3,563.8	1,909.8
Bank Balances	545.1	292.2
Loans	18.4	1.1
Other financials assets	9,294.1	8,351.7
Current tax assets (Net)	214.0	133.0
Other current assets	1,907.1	2,179.6
Total Current assets	24,887.4	21,591.9
TOTAL ASSETS	58,037.6	43,420.1

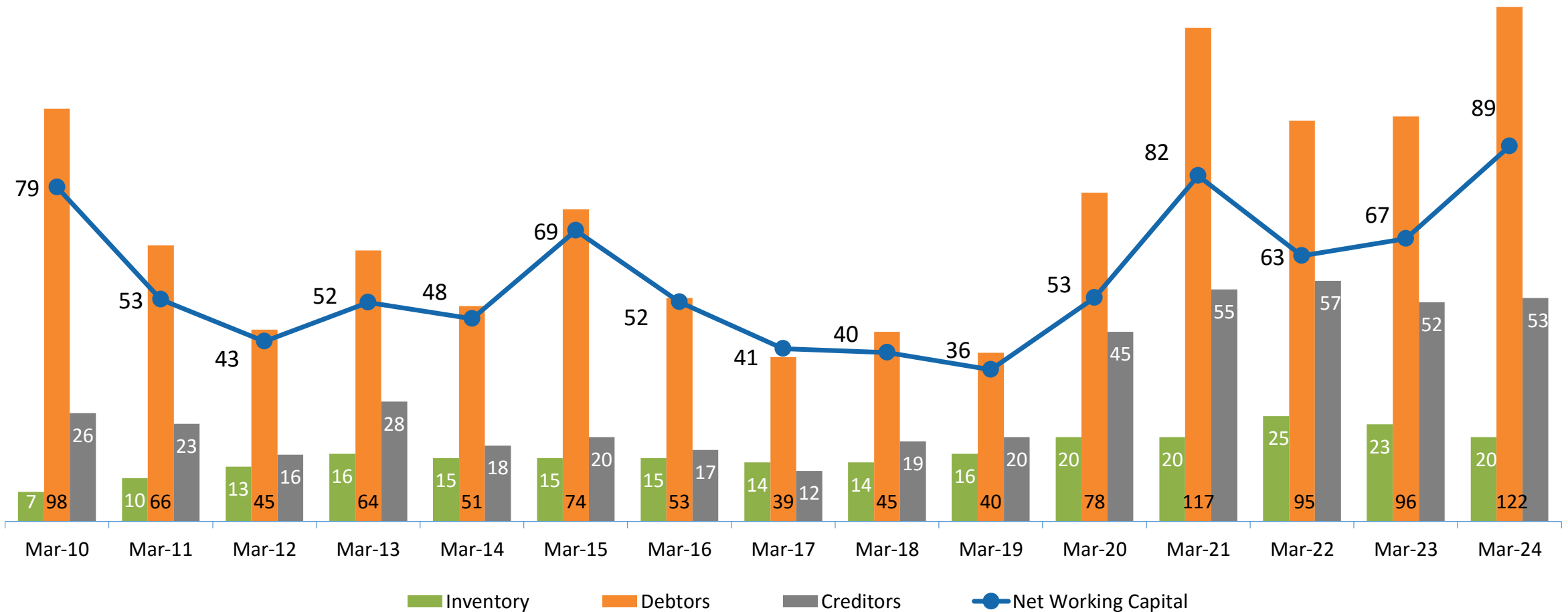
EQUITY & LIABILITIES (Rs. Million)	Mar-24	Mar-23
Equity		
Equity Share capital	562.5	562.5
Instruments entirely equity in nature	85.0	85.0
Other equity	34,894.0	27,144.5
Non-Controlling Interests	-564.7	-313.7
Total equity	34,976.8	27,478.3
Liabilities		
Non-current liabilities		
Financial liabilities		
Borrowings	11,617.9	4,916.2
Lease Liability	42.2	56.6
Other financial liabilities	60.0	41.8
Provisions	216.8	138.0
Other non-current liabilities	107.2	112.8
Total non-current liabilities	12,044.1	5,265.4
Current liabilities		
Financial liabilities		
Borrowings	964.3	1,547.8
Trade Payables	2,811.9	3,877.0
Other financial liabilities	5,121.2	3,010.5
Provisions	605.3	620.0
Current Tax Liability (net)	65.0	163.5
Other current liabilities	1,449.3	1,457.7
Total current liabilities	11,017.0	10,676.4
TOTAL EQUITY AND LIABILITIES	58,037.9	43,420.1

Cash Flow Statement



Particulars (Rs. Million)	Standalone		Consolidated	
	Year ended 31-Mar-24	Year ended 31-Mar-23	Year ended 31-Mar-24	Year ended 31-Mar-23
Net Profit Before Tax	6,893.3	7,050.7	9,484.6	6,812.5
Adjustments for: Non-Cash Items / Other Investment or Financial Items	1529.9	430.1	-448.1	995.1
Operating profit before working capital changes	8,423.2	7,480.8	9,036.5	7,807.6
Changes in working capital	-4,068.4	-5,234.8	-9,583.3	6,082.1
Cash generated from Operations	4,354.8	2,246.0	-546.8	13,889.7
Share of profit / loss of Associate or JV	0.0	0.0	-185.2	8.1
Direct taxes paid (net of refund)	-2,176.9	-2,117.3	-2,424.5	-1,956.5
Net Cash from Operating Activities	2,177.8	128.7	-3,156.5	11,941.3
Net Cash from Investing Activities	-1,578.1	830.3	-150.8	668.1
Net Cash from Financing Activities	-290.2	-470.2	4,961.3	-12,173.4
Net Decrease in Cash and Cash equivalents	309.5	488.7	1,654.0	436.0
Add: Cash & Cash equivalents at the beginning of the period	1,855.8	1,367.0	1,909.8	1,473.7
Cash & Cash equivalents at the end of the period	2,165.3	1,855.8	3,563.8	1,909.8

Standalone Net Working Capital Days



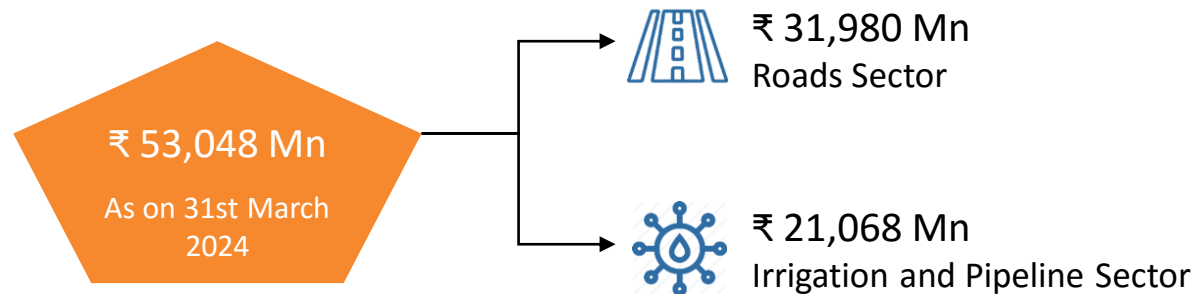


Business Update

Business Overview

- ❑ One of the leading companies providing Engineering, Procurement and Construction (EPC) services
 - Major Projects in Roads & Highways – one of the fast-growing sectors
 - Established presence in Irrigation and Urban Water Infrastructure Management
- ❑ 25+ years of experience of project execution
 - Successfully executed more than ~8,700 lane km Road Projects
 - Projects executed across 12 states in India
- ❑ Portfolio of BOT/HAM Projects
 - 668 lane Kms Projects in the state of Telangana, Karnataka & Bihar
 - 2 Annuity based Projects, 1 Toll based project and 8 HAM based projects
 - 8 HAM based projects with total Bid Project cost of Rs. 96,188 million

❑ Strong EPC Order Book



Vision

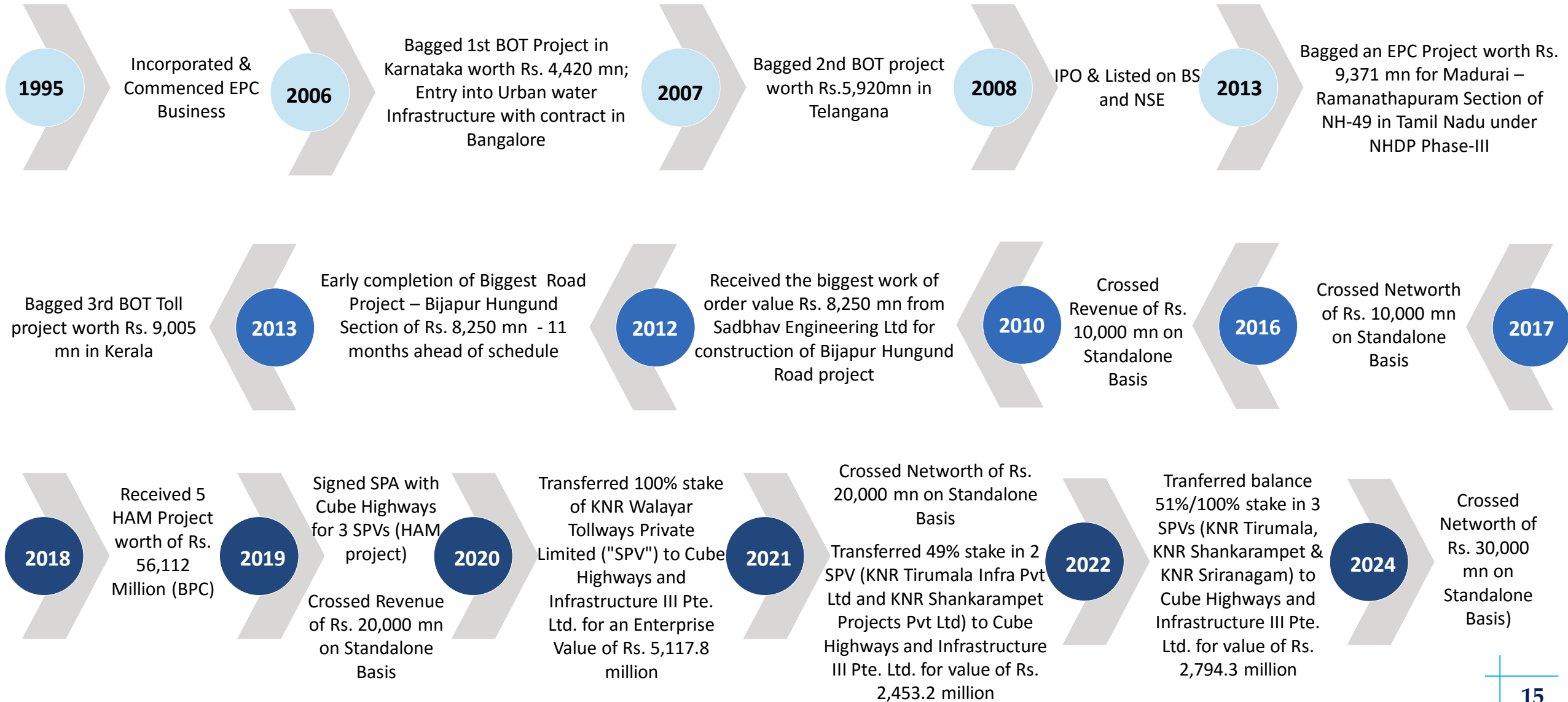
To develop KNRC as a Centre of excellence in the field of Infrastructure services by striving continuously to provide eco-friendly solution adopting state-of-the-art practices and commitment to quality through motivated human resource



Mission

We would aim to add more business verticals to the organisation in the fields of construction of Elevated Metro Rail and Railway Projects.

Transformation





Mr. K. Narasimha Reddy –
Founder Promoter & Managing Director

- Over 50 years of experience in the Highway sector
- Started career in 1968 and engaged in the business of undertaking civil and mechanical contracts
- Extensive knowledge and experience in multi project planning Scheduling, cost controls in addition to overall construction and multi project management & driving force in taking the company towards greater heights



Mr. K. Jalandhar Reddy –
Promoter & Executive Director

- Over 25 years of experience in the Highway and infrastructure sector
- Started his career with the organisation as a project Manager and was elevated to Executive Director on April 1, 1997
- Heads the tendering and bidding activities and oversees most of the projects

Supported by Professional Team

Mr. T.L. Verma
(Sr. Vice President - Projects)

- A Bachelor of Engineering (BE) from MITS Gwalior (MP) with Over 40 years of total experience with ~20 years of experience in Highway sector
- Working with the company since 2006 on various projects i.e. Bridges and Highways, including construction of Concrete Roads

Mr. S Vaikuntanathan
(Vice President - Finance)


- A Fellow Member of the Institute of Chartered Accountants of India with over 40 years of experience in the areas of finance, accountancy and taxation
- Has the overall responsibility for the finalization of corporate accounts, taxation, finance and related jobs

Mr. V. Narasimha Ramana
(Sr. Vice President - Technical)

- M. Tech in Civil Engineering from IIT Madras with over 30 years of rich experience in various Highway Projects connected with MORTH & NHAI
- Actively involved all the verticals of highway and bridge projects

Ms. V. Harita
(Company Secretary)

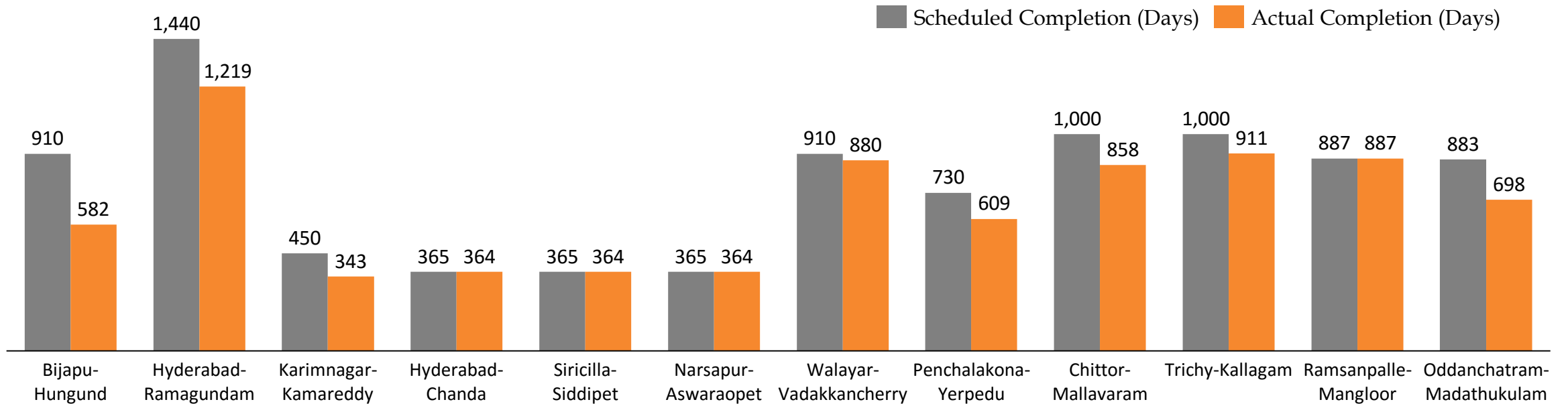
- A Member of the Institute of Company Secretaries of India
- Overall responsibility towards compliance of Rules & Regulations laid down by various authorities



Key Business Strength

1. Project Execution Capabilities

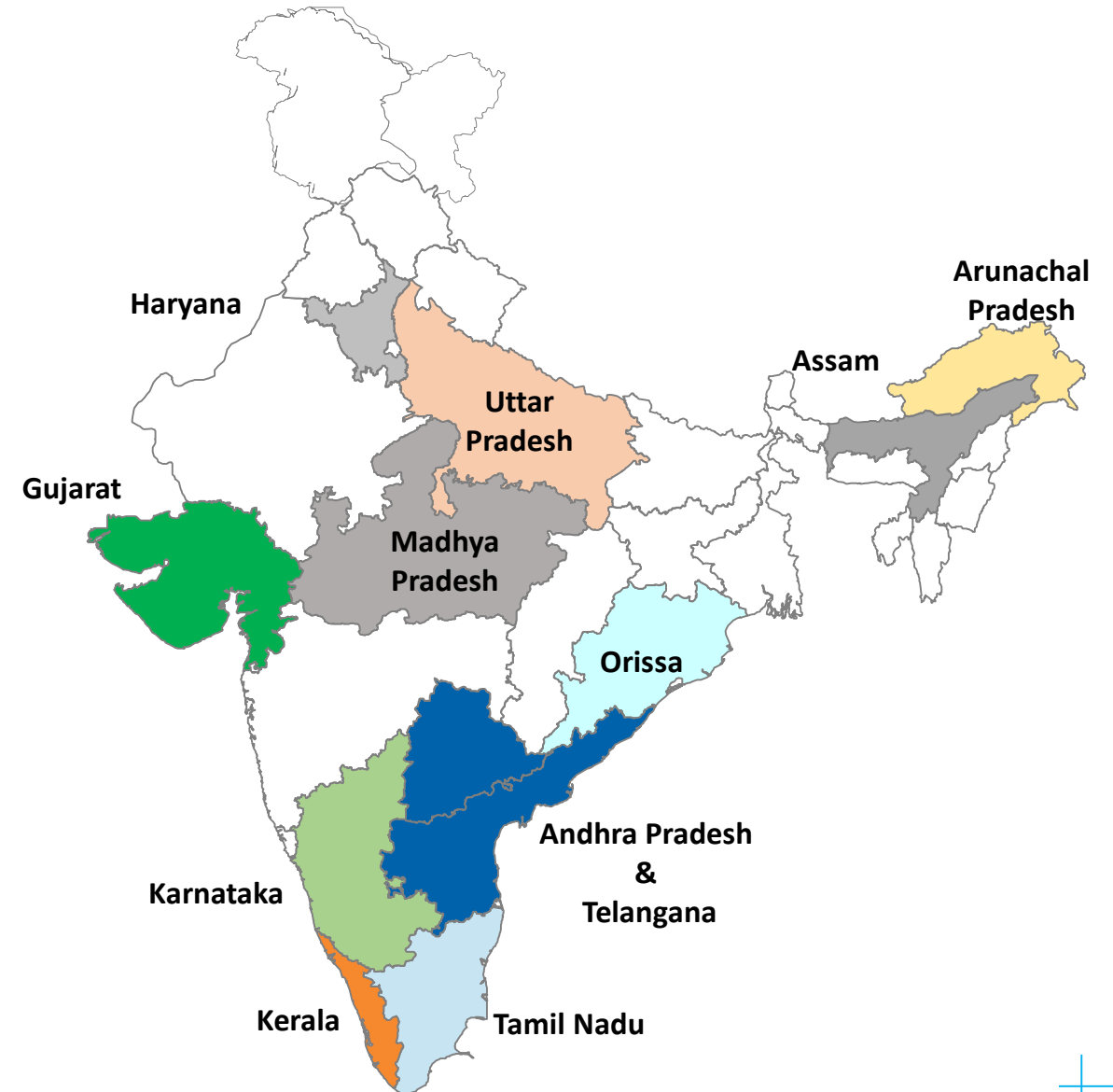
- ❑ **Top management’s active involvement at all stages of Project execution**
 - Selection of Major Raw Material
 - Selection of construction Camp location
- ❑ **Faster Decision making to ensure project completion on schedule**
- ❑ **Received Bonus for completion of construction ahead of schedule**



SIGNIFICANT EXPERIENCE AND STRONG TRACK RECORD IN TIMELY EXECUTION OF PROJECTS

Pan India Project Execution Capability*

Sr. No.	State	No. of Projects	Project Value (Rs. Mn)
1	Tamil Nadu	12	44,998
2	AP & Telangana	30	43,534
3	Karnataka	15	33,176
4	Kerala	2	17,068
5	Madhya Pradesh	4	6,619
6	Uttar Pradesh	10	4,549
7	Assam	2	4,038
8	Arunachal Pradesh	1	3,468
9	Gujarat	1	2,550
10	Orissa	1	1,866
11	Haryana	1	118
	Total	79	1,61,984



*Projects executed in last 25 years

Disclaimer: Maps not to scale. All data, information, and maps are provided "as is" without warranty or any representation of accuracy, timeliness or completeness

Project Execution Highlights



Grade Separator

- ❑ **Constructed Grade Separator in Coimbatore city with a cumulative length of flyover, 2.853 km**
 - Length of 1st level flyover is 1.752 km
 - Length of 2nd level flyover is 1.101 km as a part of multipronged approach to ease traffic congestion in main city roads
- ❑ **Scope of the Project:**
 - 92 spans with 264 piles having a length of 2,617 Rm in 32 foundation locations and 62 number of open foundations
 - 39,802 cum of various grades of concrete, 6,524 MT of steel, 368 number of POT/PTFE bearings, 1,311 Rm of expansion Joints, 2,691 sqm of Reinforced Earth Wall in the approaches

Two-Tier Flyover in Salem City

- ❑ **Total cumulative length of flyover is 7.87 km**
 - Length of 1st level flyover is 3.891 km
 - Length of 2nd level flyover is 3.980 km
- ❑ **Scope of the Project:**
 - 206 spans with 133 piles having 1,347 running meters at 18 foundation locations and 155 number of Open Foundations
 - Major quantities executed are 89,324 Cum of Concrete, 12,341 MT of HYSD Steel, 821 numbers of POT/PTFE Bearings, 2,100 running meters of Expansion Joints, 8,493 Sqm of Reinforced Earth Wall in the approaches
 - Prestressed Precast Segmental Construction was adopted for super structure

Konda Pochamma Sagar Reservoir

- ❑ **Completed Konda Pochamma Sagar Reservoir of 50 TMC capacity**
 - About 12 Million Cum of earthwork was completed in record time of 500 days in the State of Telangana
 - Almost completed two major reservoirs in the State of Telangana
 - Execution is going on for 4 X 90 MW Pump House project in the State of Telangana now

2. In-house Construction Equipment

Sr. No.	Machinery	Quantity
1	Tipplers & Tankers	1275
2	Excavators	399
3	Generators	296
4	Concrete Mixers And Pumps	203
5	Compactors	137
6	Drillers & Breakers	101
7	Loaders	99
8	Cranes	100
9	Graders	71
10	Compressors	65
11	Batching Plants	54
12	Pavers	52
13	Rollers	49
14	Weigh Bridges	53

Sr. No.	Machinery	Quantity
15	Tractors	47
16	Transformers	35
17	Crushers	32
18	Trailers	34
19	Dozers	24
20	Light Soures	24
21	Wet Mix Plants	17
22	Hot Mix Plants	14
23	Deisel Bunks	12
24	Kerb Laying Machine	10
25	Sprayers	10
26	Sweeping Machines	8
27	Drum Mix Plants	7
28	Piling Machines	6
29	Sub Stations	3



Gross Block of Plant & Machinery*
₹ 14,468 Million

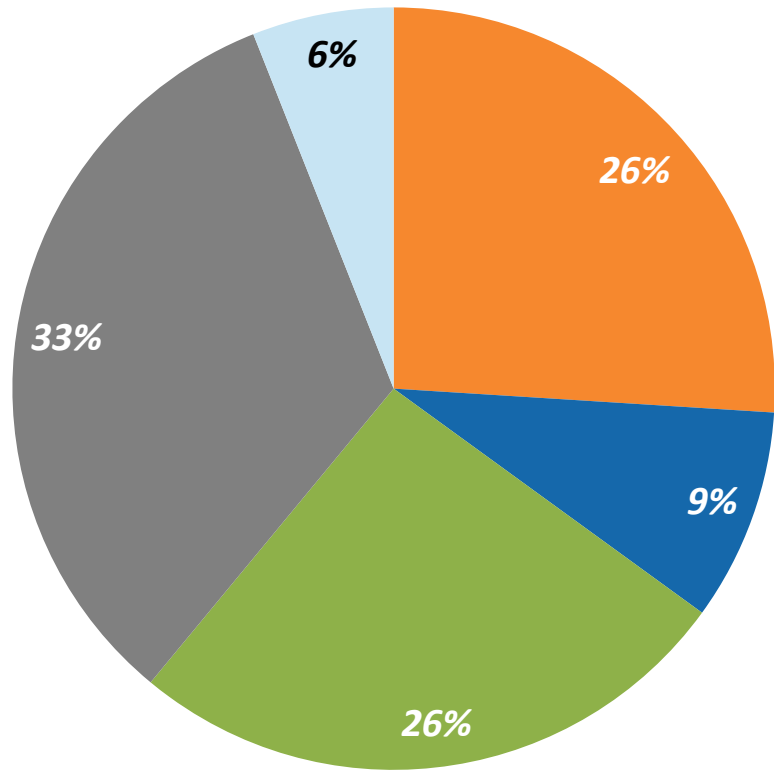


WORLD CLASS CONSTRUCTION EQUIPMENTS USE OF RIGHT TOOLS FOR RIGHT WORK

* as on March 31, 2024

3. In-house Execution Team

Total Employees*
2,456



- *Project Engineering*
- *Site Supervision*
- *Site Engineers*
- *Equipment Operators*
- *Admin & Office Staff*

IN-HOUSE TEAM OF QUALIFIED AND EXPERIENCED EMPLOYEES LED BY PROVEN MANAGEMENT TEAM

* as on March 31, 2024

4. Host of Marquee Clients



National Highways Authority of India (NHAI)



Andhra Pradesh Road Development Corporation (APRDC)



Ministry of Road Transport & Highways (MoRTH)




Hyderabad Growth Corridor Limited (HGCL)



Karnataka State Highway Improvement Project (KSHIP)



Karnataka Road Development Corporation (KRDCL)



Madhya Pradesh Road Development Corporation Limited (MPRDCL)



Bruhat Bangalore Mahanagara Palike (BBMP)



Uttar Pradesh State Highways Authority (UPSHA)



Telangana Irrigation (Government of Telangana)



A.P. Irrigation (Government of Andhra Pradesh)



GMR Projects Private Limited



Engineers India Limited (Government of India Undertaking)



NMDC Limited



Sadbhav Engineering Limited



Public Works Department (Government of Arunachal Pradesh)



Highways Department (Government of Tamil Nadu)



Oriental Structural Engineers Pvt. Ltd.



BOT Porfolio

BOT Portfolio – Annuity Projects



	Particulars	Patel KNR Infrastructures limited (PKIL)	Patel KNR Heavy Infrastructures Limited (PKHIL)
Project Details	Stake	40%	40%
	Project Type	Road-Annuity	Road-Annuity
	State	Karnataka	Telangana
	JV Partner	PEL	PEIL
	Client	NHAI	NHAI
	Length (KM)	60.0	53.0
Terms	Concession Start Date	26 th March 2007	2 nd March 2008
	Concession Period	20 Years	20 Years
	COD	21 st December 2009	11 th June 2010
Financials	Project Cost (Rs. mn)	4,420.0	5,920.0
	Equity (31.03.2024) (Rs. mn)	370.0	648.7
	Debt (31.03.2024) (Rs. mn)	1,256.1	1,759
	Securitized	Yes*	Yes**
	Semi-Annuity - 36 Instalments (Rs. mn)	329.4	443.7

* PKIL securitized its project loan through issuance of non-convertible debentures to LIC of India & raised Rs. 4,090 mn in April 2010. The said proceeds were used to retire the existing high cost project loan and unsecured loans of promoters and to meet the issue expenses.

**PKHIL securitized its project loan through issuance of non-convertible debentures to L&T Infrastructures Finance Company Limited and raised Rs 4000 mn in Sept. 2013. The said proceeds were used to retire the existing high cost project loans (Other than the ECB of USD 25 Millions availed from the Standard Chartered Bank, London) and unsecured loans of promoters and to meet the issue expenses.

BOT Portfolio – Toll Project




	Particulars	KNR Muzaffarpur Barauni Tollway Private Limited
Project Details	Stake	51%
	Project Type	Road-Toll
	State	Bihar
	JV Partner	JKM Infra Project Ltd
	Client	NHAI
	No of Lanes	Two
	Length(KM)	108
Terms	Concession Start Date	8th July 2012
	Concession Period	21 Years
	Scheduled COD	9th July 2014
	Actual Scheduled COD	3rd June 2016
	Revenue Sharing	Premium
Financials	Project Cost (Rs. mn)	3,596.8 / (Revised: 4,588.6)
	Equity (31.03.2024) (Rs. mn)	1,771.5
	Debt (31.03.2024) (Rs. mn)	2,201.7
	Status	100% PCOD issued on 24th August 2017
	Toll Revenue – (Rs. mn)	Q4 & 12M FY24: Rs. 95.8 mn & 413.1 mn

HAM Portfolio



	Particulars	Magadi - Somwarpet	Oddanchatram - Madathukulam	Ramanattukara - Valanchery	Valanchery - Kappirikkad	Chittor -Thatchur	Mysore to Kushalnagara (Pkg V)	Mysore to Kushalnagara (Pkg IV)	Marripudi to Somvarappadu
Project Detail	SPV Name	KNR Somwarpet Infra Pvt. Ltd.	KNR Palani Infra Pvt. Ltd.	KNR Ramanattukara Infra Pvt. Ltd.	KNR Guruvayur Infra Pvt. Ltd.	KNR Ramagiri Infra Pvt. Ltd.	KNR Sriranganatha Infra Private Limited	KNR Kaveri Infra Private Limited	KNR Ramatheertham Infra Private Limited
	Stake	100%	100%	100%	100%	100%	100%	100%	100%
	Project Type	Hybrid Annuity	Hybrid Annuity	Hybrid Annuity	Hybrid Annuity	Hybrid Annuity	Hybrid Annuity	Hybrid Annuity	Hybrid Annuity
	State	Karnataka	Tamil Nadu	Kerala	Kerala	Andhra Pradesh	Karnataka	Karnataka	Andhra Pradesh
	Client	KSHIP	NHAI	NHAI	NHAI	NHAI	NHAI	NHAI	NHAI
	No of Lanes	Two	Four	Six	Six	Six	Four	Four	Six
	Length(KM)	166.0	45.4	39.7	37.4	34.7	83.4	26.6	29.1
	Concession Period	9 Years	17 Years	17.5 Years	17.5 Years	17 Years	17 Years	17 Years	17 Years
Financials	Bid Project Cost (Rs. mn)	11,445.0	9,200.0	23,675.0	21,400.0	10,415.0	6,903.0	6,500.0	6,650.0
	Total Project Cost (Rs. mn)	11,276.0	7,920.0	21,500.0	19,594.0	9,309.1	7,981.2	7,387.3	7,716.8
	Grant (Rs. mn)^	7,485.0	3,945.4	10,250.0	9,242.5	4,501.7	3,506.3	3,301.6	3,372.2
	Estimated Equity (Rs. mn)	1,221.0	804.6	2,250.0	2,091.5	961.5	895.0	817.2	874.6
	Estimated Debt (Rs. mn)	2,570.0	3,170.0	9,000.0	8,260.0	3,845.9	3,579.9	3,268.5	3,470.0
	Appointed Date	5 th Oct. 2020	5 th Oct. 2020	21st Jan. 2022	21st Jan. 2022	25 th Jan. 2023			
	PCOD / COD	27 th June 2023	2 nd Sept. 2022	-	-	-	FC Achieved as 27 th September 2023	FC Achieved as 21 st September 2023	10th February 2024
Progress	% Physical Progress	82.5%	99.4%	72.7%	74.6%	51.0%	0.0%	0.0%	0.0%
	Equity Invested (Rs. mn)	1,124.1	644.0	1,330.6	1,258.5	524.2	1.0	1.0	1.0
	Grant Received (Rs. mn)	6,750.1	4,386.6	8,190.9	7,978.0	2,891.2	0.0	0.0	0.0
	Debt Already Drawn (Rs. mn)	1,200.0	2,450.0	3,000.0	3,000.0	0.0	0.0	0.0	0.0

^Grant includes estimated Price Index Multiple of Rs. 4,222.5 mn

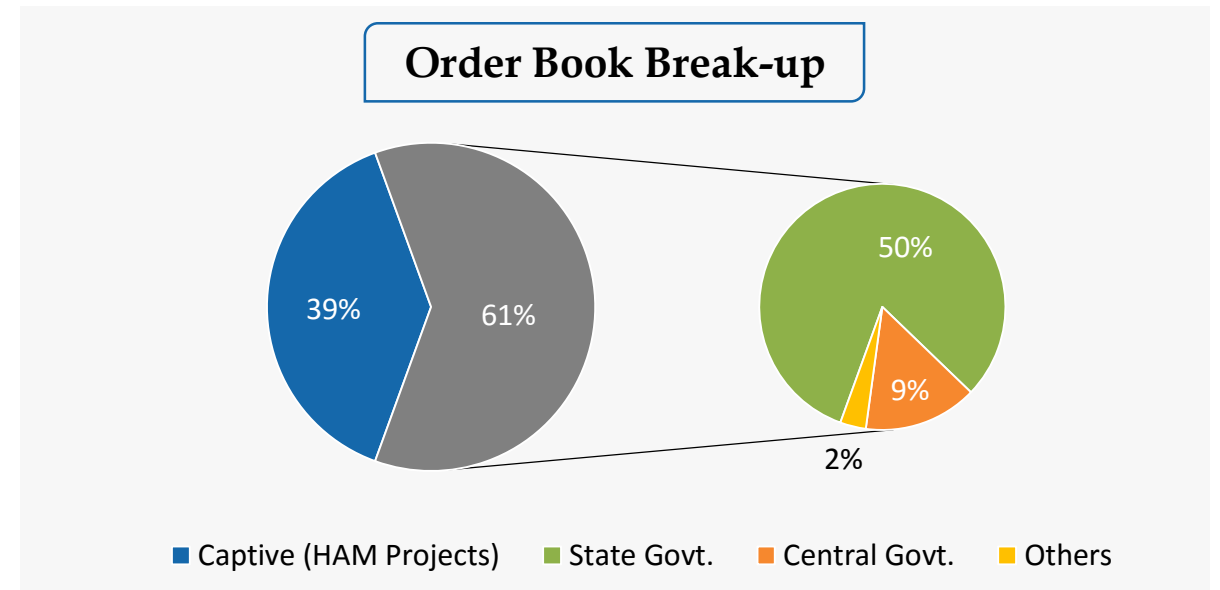


Order Book & Business Strategy

Order-book Highlights



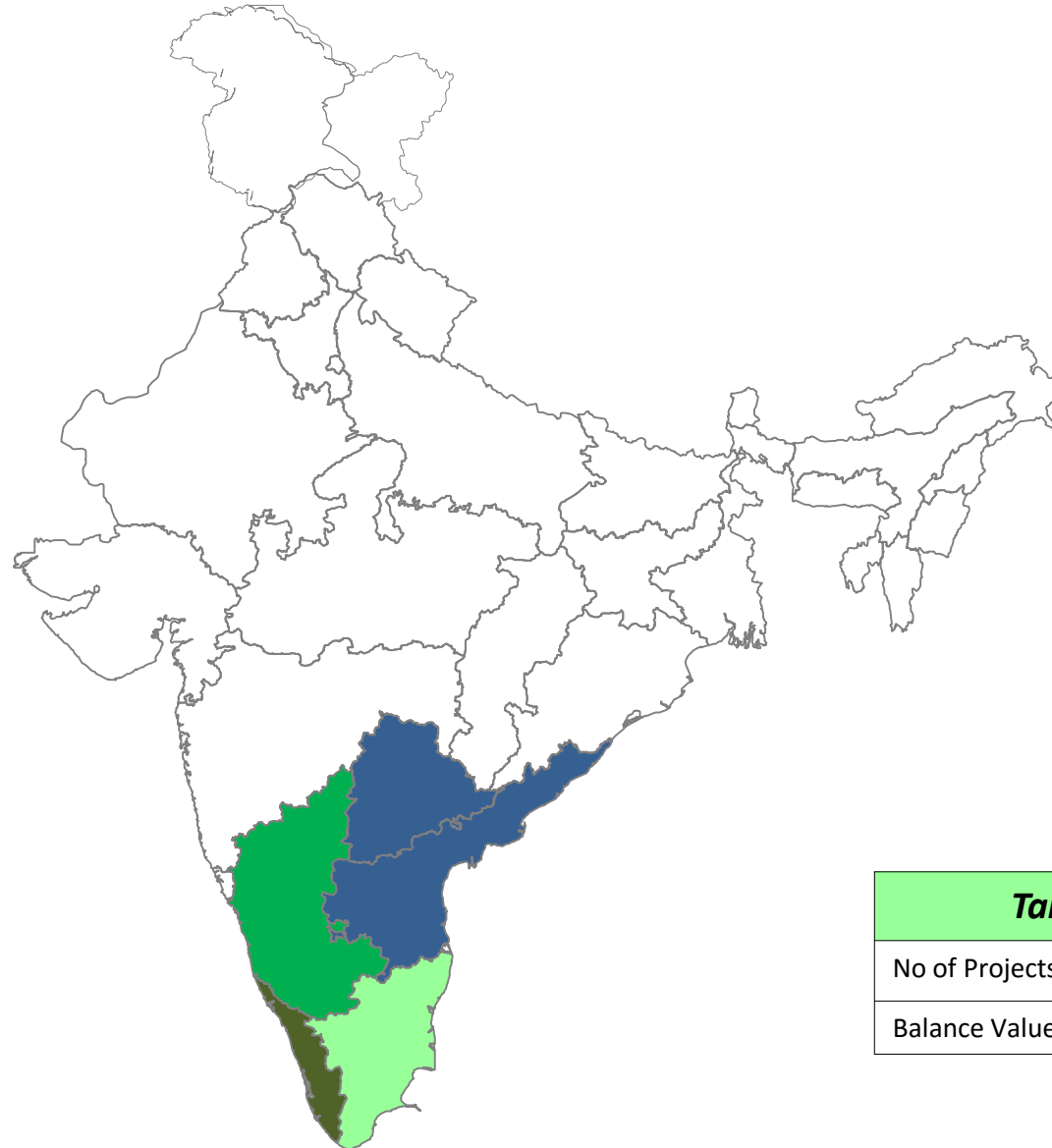
Key Projects	Rs. Mn
Marripudi to Somvarappadu Project (HAM)	5,800
Ramanattukara to Valanchery bypass project (HAM)	4,987
Bangalore-Mangalore Project (Periya Shanthi to Bntwal) (EPC)	4,561
Development of Six lane Chittoor-Thatchur Highway (HAM)	4,259
Valanchery Bypass to Kappirikkad project (HAM)	4,044
Top 5 Road Projects	23,651
Other Road Projects	8,329
Irrigation Projects	10,019
Pipeline Projects	11,049
Total Orderbook as on 31st March 2024	53,048



Order-book: State-wise

Karnataka	
No of Projects	4
Balance Value	Rs. 6,778 mn

Kerala	
No of Projects	2
Balance Value	Rs. 9,030 mn



AP & Telangana	
No of Projects	14
Balance Value	Rs. 32,538 mn

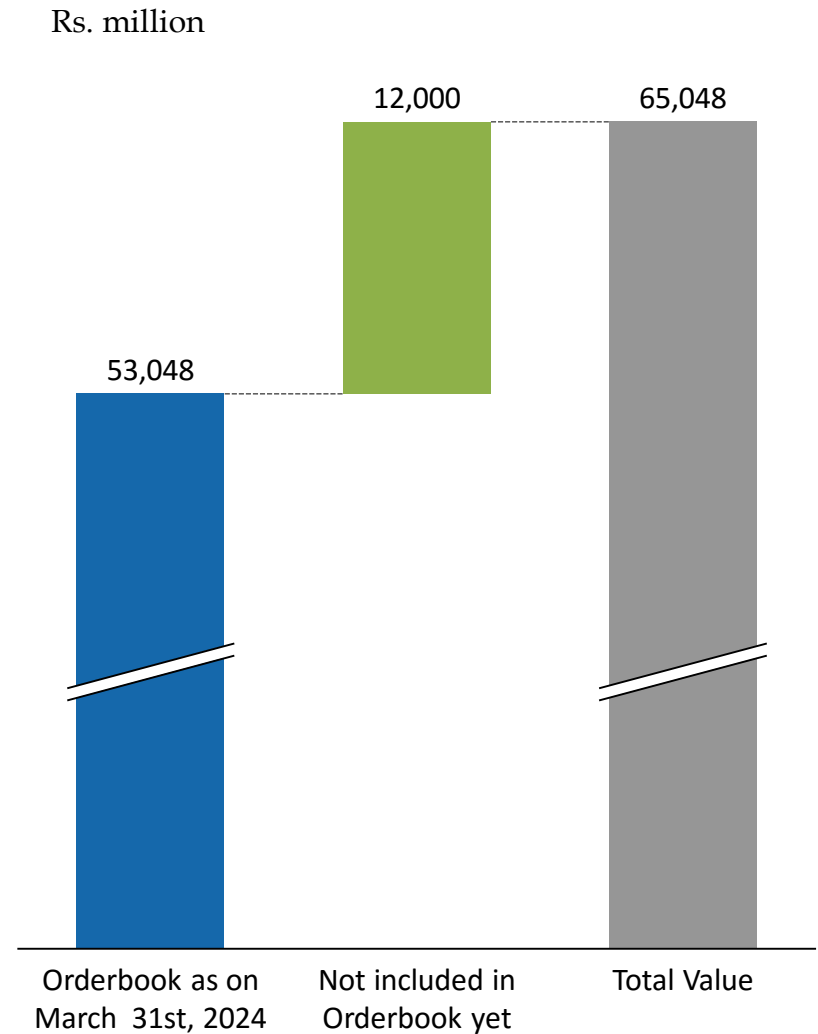
Tamil Nadu	
No of Projects	4
Balance Value	Rs. 4,702 mn

Recently Won Projects

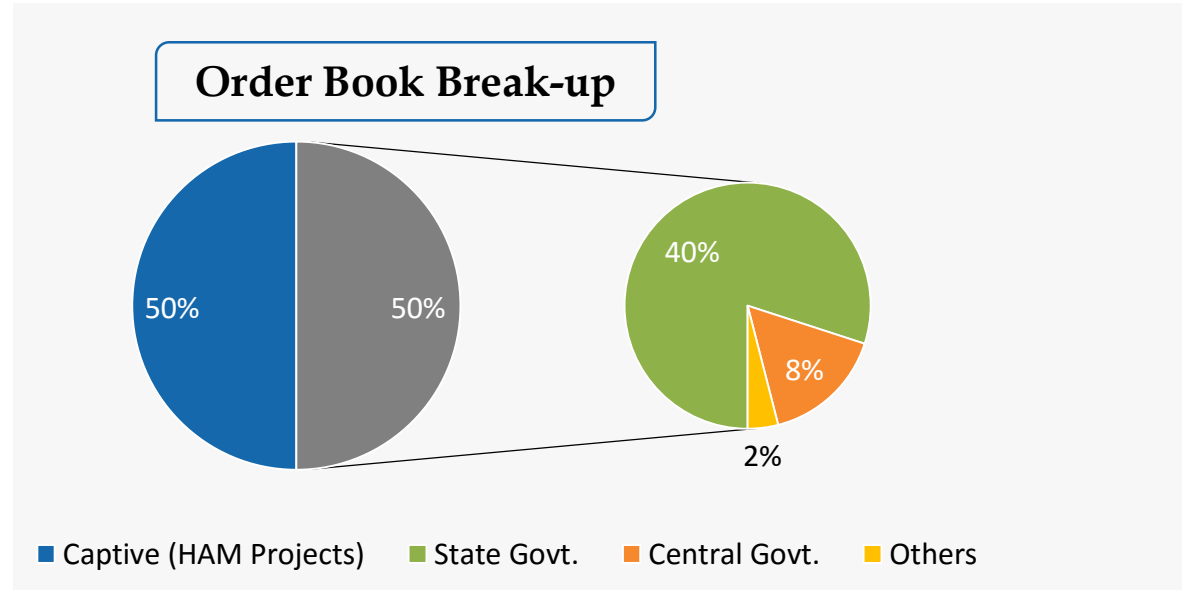


New Projects	Rs. Million (Excluding GST)
Construction of Access Controlled four laning with paved shoulder from Mysore to Kushalnagara Section of NH-275 on Hybrid Annuity Mode under NH(O) in the State of Karnataka (Package IV)	5,750*
Construction of Access Controlled four laning with paved shoulder from Mysore to Kushalnagara Section of NH-275 under NH(O) in the State of Karnataka (Package V)	6,250*
Total	12,000

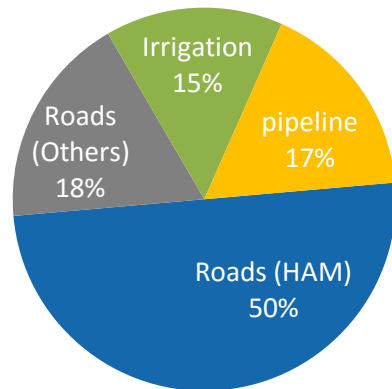
* Yet to receive Appointed Date



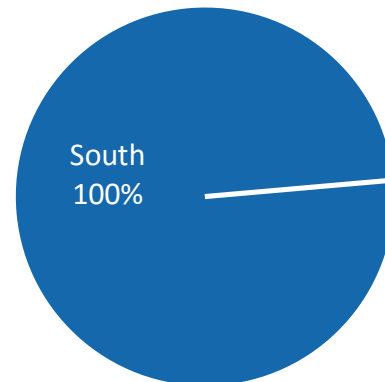
Orderbook Breakup - Rs. 65,048 Mn



Segment Wise Split



Region Wise Split



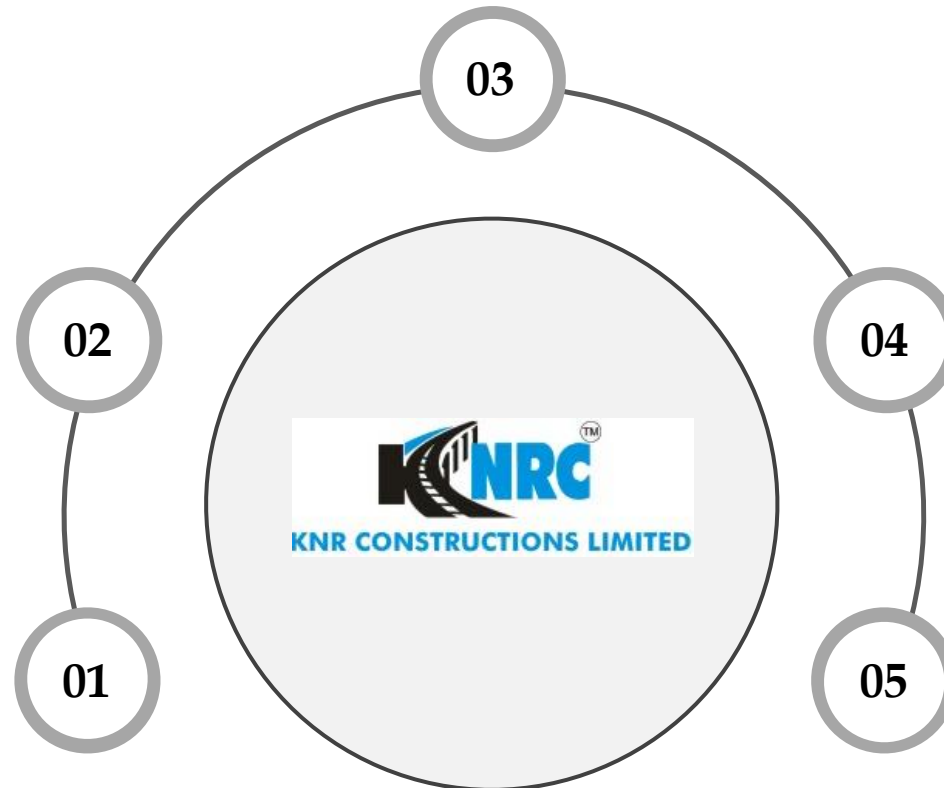
Business Strategy



Focus on Projects involving
Higher degree of engineering
skills

Focus on securing EPC
contracts from reputed
Clients and Concessionaire

Capitalise on Opportunity of
huge Infrastructure
development in Country



Continuously explores growth
opportunities by forming
strategic Joint Ventures (JVs)

Execute all the projects on
time or ahead of schedule



Financial Highlights

Standalone Financial Highlights



Financial Year	2010*	2011*	2012*	2013*	2014*	2015*	2016^	2017^	2018^	2019^	2020^	2021^	2022^	2023^	2024^
Turnover	Rs. 7,125	Rs. 7,930	Rs. 7,505	Rs. 6,921	Rs. 8,348	Rs. 8,761	Rs. 9,025	Rs. 15,411	Rs. 19,317	Rs.21,373	Rs. 22,442	Rs. 27,026	Rs. 32,726	Rs. 37,438	Rs. 40,910
	\$118.6	\$132.0	\$125.0	\$115.2	\$139.0	\$140.0	\$136.1	\$238.3	\$296.9	\$306.8	\$297.7	\$369.2	\$431.7	\$ 455.4	\$ 493.3
EBITDA	Rs. 1,121	Rs. 1,356	Rs. 1,338	Rs. 1,164	Rs. 1,258	Rs. 1,261	Rs. 1,529	Rs. 2,296	Rs. 3,839	Rs. 4,270	Rs. 4,871	Rs. 5,358	Rs. 6,777	Rs. 7,217	7,010
	\$18.7	\$22.6	\$22.3	\$19.4	\$20.9	\$20.1	\$23.1	\$35.5	\$59.3	\$61.3	\$64.6	\$73.2	\$89.4	\$ 87.8	\$ 84.5
Profit before Tax (PBT)	Rs. 826	Rs. 897	Rs. 784	Rs. 670	Rs. 669	Rs. 723	Rs. 1,291	Rs. 1,632	Rs. 2,682	Rs. 2,906	Rs. 2,937	Rs. 3,811	Rs. 5,788	Rs. 7,051	6,893
	\$13.8	\$14.9	\$13.1	\$11.2	\$11.1	\$11.6	\$19.5	\$25.2	\$41.2	\$41.7	\$39.0	\$52.1	\$76.4	\$ 85.8	\$ 83.1
Profit after Tax (PAT)	Rs. 503	Rs. 568	Rs. 528	Rs. 521	Rs. 610	Rs. 730	Rs. 1,611	Rs. 1,573	Rs. 2,721	Rs. 2,633	Rs. 2,252	Rs. 2,442	Rs. 3,818	Rs. 4,988	4,938
	\$8.4	\$9.5	\$8.8	\$8.7	\$10.2	\$11.7	\$24.3	\$24.3	\$41.8	\$37.8	\$29.9	\$33.4	\$50.4	\$ 60.7	\$ 59.5
EPS **	Rs. 1.79	Rs. 2.02	Rs. 1.88	Rs. 1.86	Rs. 2.17	Rs. 2.60	Rs. 5.73	Rs. 5.59	Rs. 9.68	Rs. 9.36	Rs. 8.01	Rs. 8.68	Rs. 13.6	Rs. 17.7	0.0
	\$0.025	\$0.030	\$0.030	\$0.030	\$0.035	\$0.040	\$0.090	\$0.085	\$0.0150	\$0.135	\$0.109	\$0.119	\$0.179	\$ 0.216	\$ 0.000
Net Worth	Rs. 3,008	Rs. 3,520	Rs. 4,024	Rs. 4,521	Rs. 5,106	Rs. 5,837	Rs. 7,377	Rs. 8,955	Rs. 11,578	Rs. 14,143	Rs. 16,239	Rs. 18,678	Rs. 22,420	Rs. 27,343	32,257
	\$50.1	\$58.6	\$67.0	\$75.3	\$85.0	\$93.3	\$111.2	\$138.5	\$177.9	\$203.0	\$215.4	\$255.1	\$295.7	\$ 332.6	\$ 389.0
Debt	Rs. 740	Rs. 735	Rs. 555	Rs. 710	Rs. 867	Rs. 963	Rs. 1,125	Rs. 1,303	Rs. 2,204	Rs. 2,641	Rs. 2,141	Rs. 7	Rs. 0	Rs. 3	0
	\$12.3	\$12.2	\$9.2	\$11.8	\$14.4	\$16.0	\$16.9	\$20.2	\$31.6	\$37.9	\$28.4	\$0.1	\$0.0	\$ 0.0	\$ 0.0
Debt to Equity	0.25	0.21	0.14	0.16	0.17	0.17	0.15	0.14	0.19	0.19	0.13	0.00	0.00	0.00	0.00

From FY10 to FY14 1 USD = Rs. 60.059

FY15 – 1USD = Rs. 62.58; FY16-1 USD = Rs. 66.32; FY17-Rs. 64.66; FY18-Rs. 65.07, FY19-Rs. 69.66, FY20 = Rs. 75.39, FY21 = Rs. 73.21, FY22 = Rs. 75.81, FY23 = 82.22
FY24 = 82.93

* Above financials are based on I GAAP

** Adjusted for Bonus Issue

^ Based on IndAS

All figures in Rupees million except EPS & Debt to Equity

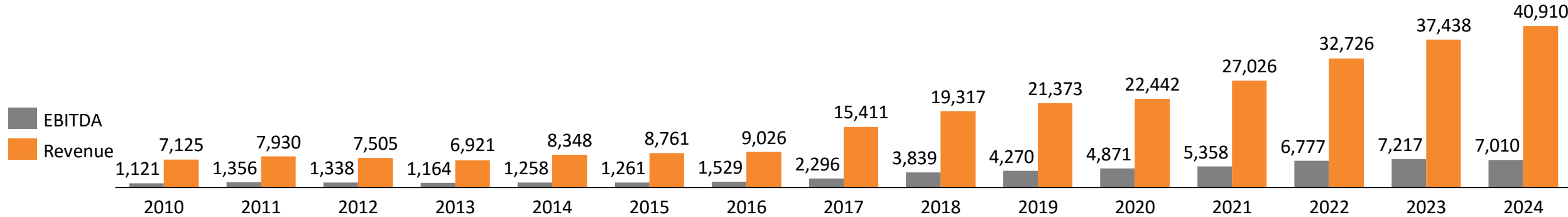
Standalone Financial Highlights



Revenue & EBITDA (Margin %)

EBITDA Margin (%)

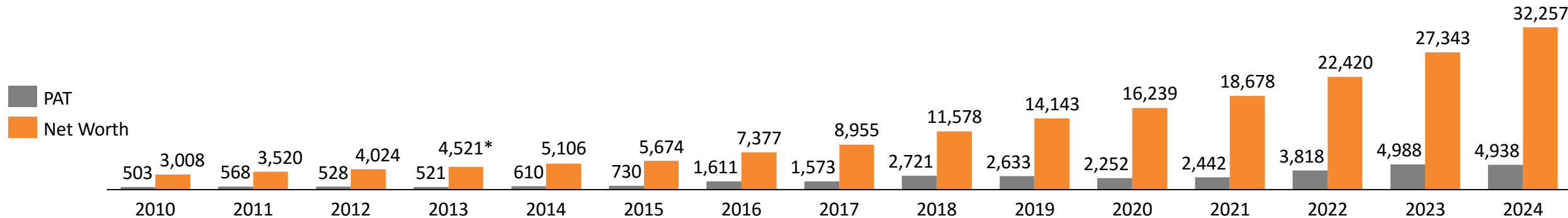
15.7% 17.1% 17.8% 16.8% 15.1% 14.4% 16.9% 14.9% 19.9% 20.0% 21.7% 19.8% 20.7% 19.3% 17.1%



Net Profit & Net Worth (RoE)

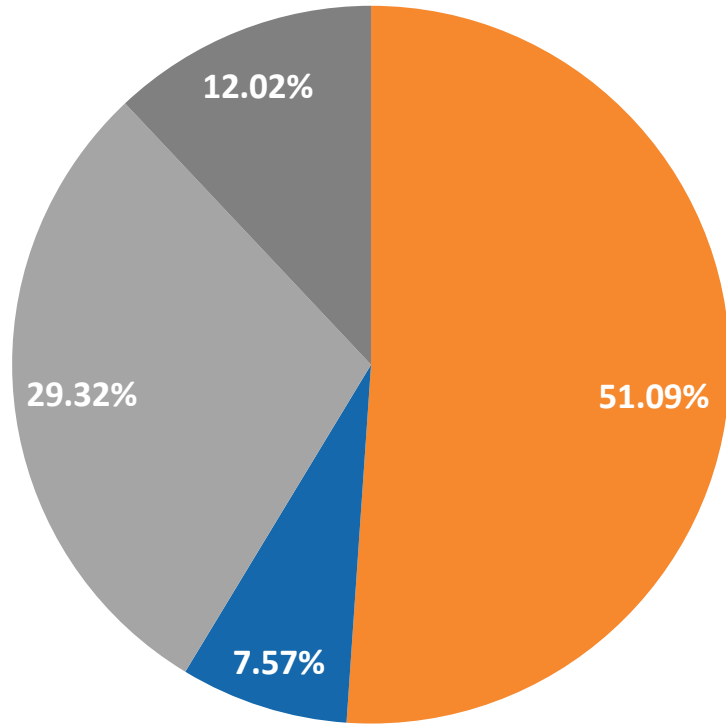
RoE (%)

16.7% 16.1% 13.1% 11.5% 11.9% 12.9% 21.8% 17.6% 23.5% 18.6% 13.9% 13.1% 17.0% 18.2% 15.3%



Rs. in Million

Shareholding Pattern as on 31st March 2024



- **PROMOTERS**
- **FOREIGN INST. INVESTORS**
- **MUTUAL FUNDS & AIFs, Insurance Co.**
- **PUBLIC & OTHERS**

Shareholders Holding more than 1% of the Equity (Other than Promoters)	% to Equity
HDFC Mutual Fund	8.51
SBI Mutual Fund	4.04
DSP Mutual Fund	3.35
Kotak Mutual Fund	2.1
Franklin Templeton Mutual Fund	1.88
ICICI Prudential Mutual Fund	1.69
HSBC Mutual Fund	1.5
Axis Mutual Fund	1.38
Tata Mutual Fund	1.23
Canara Robeco Mutual Fund	1.18
Nippon Life India Mutual Fund	1.03
Total	27.89

For further information, please contact



Company :	Investor Relations Advisors :
<p>KNR Constructions Ltd. CIN: L74210TG1995PLC130199</p> <p>Mr. K. Venkata Ram Rao (GM - Finance & Accounts)</p> <p>venkatram@knrcl.com</p> <p>Office Address: KNR Constructions Limited KNR House, 3rd & 4th Floors, Plot NO. 114, Phase - I, Kavuri Hills, Hyderabad - 500033</p> <p>www.knrcl.com</p>	<p>Strategic Growth Advisors Pvt. Ltd. CIN: U74140MH2010PTC204285</p> <p>Mr. Jigar Kavaiya / Ms. Devika Shah</p> <p>+91-9920602034 / +91-9920764659</p> <p>jigar.kavaiya@sgapl.net / devika.shah@sgapl.net</p> <p>www.sgapl.net</p>