

The Manager The National Stock Exchange of India Limited Exchange Plaza, Bandra-Kurla Complex, Bandra (E), Mumbai - 400 051	The Manager Department of Corporate Services BSE Limited, Phiroze Jeejeebhoy Towers, Floor 25, Dalal Street, Mumbai- 400 001
--	--

Ref.: Scrip Symbol: FEDERALBNK/Scrip Code: 500469

Dear Madam/ Sir,

Sub: Outcome of the Board Meeting held on May 05, 2023 - Audited Financial Results for the quarter and year ended March 31, 2023, and payment of Dividend for the financial year 2022-23.

Pursuant to Regulation 30, 33, 52 and other applicable provisions of SEBI (Listing Obligations and Disclosure Requirements) Regulations, 2015, we are sending herewith the Audited Financial Results of the Bank for the quarter and year ended March 31, 2023 (both standalone and consolidated) along with Audit Report issued by the Joint Central Statutory Auditors of the Bank, which were reviewed and recommended by Audit Committee of the Board and duly approved by the Board of Directors at their respective meetings held today.

Further, in terms of Regulation 33(3)(d) of SEBI (Listing Obligations and Disclosure Requirements) Regulations, 2015, the Auditors have given an unmodified opinion on the Audited Standalone and Consolidated Financial Results for the financial year ended March 31, 2023, and a declaration to that effect is attached herewith.

The Board of the Bank has also recommended the payment of final Dividend @ Rs 1.00 per equity share of the face value Rs. 2 each (50%) for the financial year 2022-23 subject to the approval of the Shareholders at the ensuing Annual General Meeting of the Bank.

The Board Meeting commenced at 12:00 pm and concluded at 12.55 pm.

The above information is also being hosted on the Bank's website, www.federalbank.co.in as per the SEBI (Listing Obligations and Disclosure Requirements) Regulations, 2015.

Kindly take the same on record.

Yours faithfully,

For The Federal Bank Limited

Samir P Rajdev
Company Secretary

Encl: as above

Secretarial Department

SEC/LODR/45/2023-24

05.05.2023

The Manager The National Stock Exchange of India Limited Exchange Plaza, Bandra-Kurla Complex, Bandra (E), Mumbai - 400 051	The Manager Department of Corporate Services BSE Limited, Phiroze Jeejeebhoy Towers, Floor 25, Dalal Street, Mumbai- 400 001
--	--

Ref.: Scrip Symbol: FEDERALBNK/Scrip Code: 500469

Dear Madam/ Sir,

Sub: Declaration pursuant to Regulation 33(3) (d) of the SEBI (Listing Obligations and Disclosure Requirements) Regulations, 2015 ("SEBI Listing Regulations")

Pursuant to Regulation 33(3) (d) of SEBI Listing Regulations, we hereby confirm and declare that the Joint Central Statutory Auditors of the Bank, M/s. Varma & Varma, (ICAI FRN-004532 S) and M/s. Borkar & Muzumdar (ICAI FRN-101569 W) have given an unmodified opinion on the Audited Financial Results of the Bank (both Standalone and Consolidated) for the financial year ended March 31, 2023 as approved by the Board at its Meeting held today i.e., May 05, 2023.

This is for your information and records.

Yours faithfully,

For The Federal Bank Limited

Venkatraman Venkateswaran
Chief Financial Officer

Varma & Varma
Chartered Accountants,
No.53/2600, Kerala Varma Tower
Off Kunjanbava Road, Vytilla,
Kochi -682019

Borkar & Muzumdar,
Chartered Accountants,
21/168 Anand Nagar Om CHS,
Anand Nagar Lane, Off Nehru Road,
Santacruz (East), Mumbai - 400 055

Independent Auditors' report on Standalone quarterly and year ended Financial Results of The Federal Bank Limited pursuant to the Regulation 33 and Regulation 52 read with Regulation 63(2) of the SEBI (Listing Obligations and Disclosure Requirements) Regulations, 2015


To

The Board of Directors
The Federal Bank Limited

Report on Audit of the Standalone Financial Results

Opinion

1. We have audited the accompanying standalone Financial Results of The Federal Bank Limited ("the Bank") for the quarter and year ended 31st March 2023 ("standalone Financial Results") attached herewith, being submitted by the Bank pursuant to the requirements of Regulation 33 and Regulation 52 read with Regulation 63(2) of the SEBI (Listing Obligations and Disclosure Requirements) Regulations, 2015, as amended ("Listing Regulations"), except for the disclosures relating to Pillar 3 disclosure as at 31st March 2023, including leverage ratio, liquidity coverage ratio and net stable funding ratio under Basel III Capital Regulations as have been disclosed on the Bank's website and in respect of which a link has been provided in the standalone Financial Results and have not been audited by us.
2. In our opinion and to the best of our information and according to the explanations given to us, these standalone Financial Results:




- i. are presented in accordance with the requirements of Regulation 33 and Regulation 52 read with Regulation 63(2) of the Listing Regulations in this regard except for the disclosures relating to Pillar 3 disclosure as at 31st March 2023, including leverage ratio, liquidity coverage ratio and net stable funding ratio under Basel III Capital Regulations as have been disclosed on the Bank's website and in respect of which a link has been provided in the standalone Financial Results and have not been audited by us; and
- ii. give a true and fair view in conformity with the recognition and measurement principles laid down in the applicable Accounting Standards prescribed under Section 133 of the Companies Act 2013 (the "Act") read along with the rules issued thereunder, relevant provisions of the Banking Regulation Act, 1949, the circulars, guidelines and directions issued by the Reserve Bank of India (RBI) from time to time ("RBI Guidelines") and other accounting principles generally accepted in India, of the net profit and other financial information for the quarter and year ended 31st March 2023.

Basis for Opinion

3. We conducted our audit in accordance with the Standards on Auditing (SAs) specified under section 143(10) of the Act. Our responsibilities under those Standards are further described in the 'Auditors' Responsibilities for the Audit of the Standalone Financial Results' section of our report. We are independent of the Bank in accordance with the Code of Ethics issued by the Institute of Chartered Accountants of India together with the ethical requirements that are relevant to our audit of the standalone Financial Results, and we have fulfilled our other ethical responsibilities in accordance with these requirements and the Code of Ethics. We believe that the audit evidence obtained by us is sufficient and appropriate to provide a basis for our opinion.

Board of Directors responsibilities for the standalone financial results.

4. These standalone Financial Results have been prepared on the basis of the audited standalone annual financial statements for the year ended 31st March 2023 and reviewed quarterly standalone unaudited Financial Results upto the end of the quarter and period ended 31st December 2022. The Bank's Board of Directors are responsible for the preparation of these standalone Financial Results that give a true and fair view of the net profit and other financial information in accordance with the recognition and measurement principles laid down in the Accounting




Standards specified under section 133 of the Act read with rules issued thereunder, the relevant provisions of the Banking Regulation Act, 1949, the RBI Guidelines and other accounting principles generally accepted in India and in compliance with the Listing Regulations. This responsibility also includes maintenance of adequate accounting records in accordance with the provisions of the Act/RBI Guidelines for safeguarding of the assets of the Bank and for preventing and detecting frauds and other irregularities; selection and application of appropriate accounting policies; making judgments and estimates that are reasonable and prudent; and design, implementation and maintenance of adequate internal financial controls that were operating effectively for ensuring the accuracy and completeness of the accounting records, relevant to the preparation and presentation of the standalone Financial Results that give a true and fair view and are free from material misstatement, whether due to fraud or error.


5. In preparing the standalone Financial Results, the Board of Directors are responsible for assessing the Bank's ability to continue as a going concern, disclosing, as applicable, matters related to going concern and using the going concern basis of accounting unless the Board of Directors either intends to liquidate the Bank or to cease operations, or has no realistic alternative but to do so.
6. The Board of Directors is also responsible for overseeing the Bank's financial reporting process.

Auditors' Responsibilities for the Audit of the Standalone Financial Results

7. Our objectives are to obtain reasonable assurance about whether the standalone Financial Results as a whole are free from material misstatement, whether due to fraud or error, and to issue an auditors' report that includes our opinion. Reasonable assurance is a high level of assurance; but is not a guarantee that an audit conducted in accordance with SAs will always detect a material misstatement when it exists. Misstatements can arise from fraud or error and are considered material if, individually or in the aggregate, they could reasonably be expected to influence the economic decisions of users taken on the basis of these standalone Financial Results.
8. As part of an audit in accordance with SAs, we exercise professional judgment and maintain professional skepticism throughout the audit. We also:



- Identify and assess the risks of material misstatement of the standalone Financial Results, whether due to fraud or error, design and perform audit procedures responsive to those risks, and obtain audit evidence that is sufficient and appropriate to provide a basis for our opinion. The risk of not detecting a material misstatement resulting from fraud is higher than for one resulting from error, as fraud may involve collusion, forgery, intentional omissions, misrepresentations, or the override of internal control.
 - Obtain an understanding of internal control relevant to the audit in order to design audit procedures that are appropriate in the circumstances. Under Section 143(3) (i) of the Act, we are also responsible for expressing our opinion on whether the Bank has in place adequate internal financial controls with reference to standalone financial statements and the operating effectiveness of such controls.
 - Evaluate the appropriateness of accounting policies used and the reasonableness of accounting estimates and related disclosures made by the Board of Directors.
 - Conclude on the appropriateness of the Board of Directors' use of the going concern basis of accounting and, based on the audit evidence obtained, whether a material uncertainty exists related to events or conditions that may cast significant doubt on the Bank's ability to continue as a going concern. If we conclude that a material uncertainty exists, we are required to draw attention in our auditors' report to the related disclosures in the standalone Financial Results or, if such disclosures are inadequate, to modify our opinion. Our conclusions are based on the audit evidence obtained up to the date of our auditors' report. However, future events or conditions may cause the Bank to cease to continue as a going concern.
 - Evaluate the overall presentation, structure, and content of the standalone Financial Results, including the disclosures, and whether the standalone Financial Results represent the underlying transactions and events in a manner that achieves fair presentation.
9. We communicate with those charged with governance regarding, among other matters, the planned scope and timing of the audit and significant audit findings, including any significant deficiencies in internal control that we identify during our audit.




10. We also provide those charged with governance with a statement that we have complied with relevant ethical requirements regarding independence, and to communicate with them all relationships and other matters that may reasonably be thought to bear on our independence, and where applicable, related safeguards.

Other Matter

11. The standalone Financial Results includes the results for the quarter ended 31st March 2023, being the derived balancing figures between the standalone audited figures in respect of the full financial year ended 31st March 2023 and the published standalone unaudited year to date figures upto the nine months ended 31st December 2022, of the current financial year which have only been reviewed and not subjected to audit by us.


Our opinion on the standalone financial results is not modified in respect of above matter.

For Varma & Varma
Chartered Accountants
FRN: 004532S



Vijay Narayan Govind
Partner
M. No. 203094
UDIN: 23203094BGXYLZ4263

Kochi
05th May 2023




For Borkar & Muzumdar
Chartered Accountants
FRN: 101569W



Kaushal Muzumdar
Partner
M. No. 100938
UDIN: 23100938BGQQR6902

Kochi
05th May 2023






THE FEDERAL BANK LIMITED
REGD.OFFICE: P.B.NO. 103, FEDERAL TOWERS, ALUVA-683101
(CIN: L65191KL1931PLC000368)
STANDALONE AUDITED FINANCIAL RESULTS FOR THE QUARTER AND YEAR ENDED MARCH 31, 2023
(₹ in Lakhs)

Particulars	Quarter ended			Year ended	
	31.03.2023	31.12.2022	31.03.2022	31.03.2023	31.03.2022
	Audited (Refer Note 12 below)	Unaudited	Audited (Refer Note 12 below)	Audited	Audited
1. Interest earned (a)+(b)+(c)+(d)	472,074	443,325	348,324	1,680,363	1,366,076
(a) Interest/discount on advances/bills	379,743	358,487	275,446	1,349,184	1,082,975
(b) Income on investments	77,802	72,069	59,290	279,557	233,867
(c) Interest on balances with Reserve Bank of India and other inter bank funds	5,151	4,977	5,614	20,625	22,027
(d) Others	9,378	7,792	7,974	30,997	27,207
2. Other income	73,386	53,400	46,500	233,000	208,909
3. TOTAL INCOME (1+2)	545,460	496,725	394,824	1,913,363	1,574,985
4. Interest expended	281,145	247,672	195,803	957,147	769,880
5. Operating expenses (i)+(ii)	130,858	121,632	119,201	476,777	429,320
(i) Employees cost	59,722	56,083	63,725	217,300	232,055
(ii) Other operating expenses	71,136	65,549	55,476	259,477	197,265
6. TOTAL EXPENDITURE (4+5) (excluding provisions and contingencies)	412,003	369,304	315,004	1,433,924	1,199,200
7. OPERATING PROFIT (3-6) (Profit before provisions and contingencies)	133,457	127,421	79,820	479,439	375,785
8. Provisions (other than tax) and contingencies	11,666	19,869	7,524	74,989	122,177
9. Exceptional items	-	-	-	-	-
10. Profit from Ordinary Activities before tax (7-8-9)	121,791	107,552	72,296	404,450	253,608
11. Tax expense	31,530	27,191	18,242	103,391	64,626
12. Net Profit from Ordinary Activities after tax (10-11)	90,261	80,361	54,054	301,059	188,982
13. Extraordinary items (net of tax expense)	-	-	-	-	-
14. Net Profit for the period (12-13)	90,261	80,361	54,054	301,059	188,982
15. Paid-up Equity Share Capital (Face value ₹ 2/- per Equity Share)	42,324	42,291	42,051	42,324	42,051
16. Reserves excluding Revaluation Reserve				2,107,799	1,836,832
17. Analytical Ratios and Other Disclosures:					
(i) Percentage of shares held by Government of India	NIL	NIL	NIL	NIL	NIL
(ii) Capital Adequacy ratio (%)					
Under Basel III	14.81	13.35	15.77	14.81	15.77
(iii) Earnings per Share (EPS) (in ₹)					
(a) Basic EPS (before and after extraordinary items)	4.27*	3.80*	2.57*	14.27	9.13
(b) Diluted EPS (before and after extraordinary items)	4.21*	3.75*	2.55*	14.13	9.06
(iv) NPA Ratios					
a) Gross NPA	418,377	414,785	413,674	418,377	413,674
b) Net NPA	120,501	122,859	139,262	120,501	139,262
c) % of Gross NPA	2.36	2.43	2.80	2.36	2.80
d) % of Net NPA	0.69	0.73	0.96	0.69	0.96
(v) Return on Assets (%)	0.36*	0.33*	0.25*	1.28	0.94
(vi) Net Worth	2,141,949	2,045,675	1,866,098	2,141,949	1,866,098
(vii) Outstanding Redeemable Preference Shares	NIL	NIL	NIL	NIL	NIL
(viii) Capital Redemption Reserve	NIL	NIL	NIL	NIL	NIL
(ix) Debenture Redemption Reserve	NIL	NIL	NIL	NIL	NIL
(x) Debt - Equity Ratio #	0.90	0.96	0.82	0.90	0.82
(xi) Total Debts to Total Assets #	7.42%	7.86%	6.97%	7.42%	6.97%
(xii) Operating Margin	24.47%	25.65%	20.22%	25.06%	23.86%
(xiii) Net Profit Margin	16.55%	16.18%	13.69%	15.73%	12.00%

* Not Annualised

Debt and Total Debts represents Total Borrowings of the Bank



Segment Information@

(₹ in Lakhs)

Particulars	Quarter ended			Year ended	
	31.03.2023 Audited (Refer Note 12 below)	31.12.2022 Unaudited	31.03.2022 Audited (Refer Note 12 below)	31.03.2023 Audited	31.03.2022 Audited
Segment Revenue:					
Treasury	71,178	60,885	49,475	253,996	235,130
Corporate/Wholesale Banking	154,509	138,045	103,851	524,048	426,734
Retail Banking	315,179	293,526	236,429	1,120,482	898,700
a) Digital Banking	26,366	23,960	17,681	90,354	56,772
b) Other Retail Banking	288,813	269,566	218,748	1,030,128	841,928
Other Banking operations	4,444	4,153	3,400	14,350	10,800
Unallocated	150	116	1,669	487	3,621
Total Revenue	545,460	496,725	394,824	1,913,363	1,574,985
Less: Inter Segment Revenue	-	-	-	-	-
Income from Operations	545,460	496,725	394,824	1,913,363	1,574,985
Segment Results (net of provisions):					
Treasury	9,952	9,576	5,512	50,577	64,135
Corporate/Wholesale Banking	39,889	26,155	17,497	95,399	55,657
Retail Banking	68,022	68,175	44,728	245,789	121,015
a) Digital Banking	4,493	4,071	3,112	11,359	6,880
b) Other Retail Banking	63,529	64,104	41,616	234,430	114,135
Other Banking operations	3,778	3,530	2,890	12,198	9,180
Unallocated	150	116	1,669	487	3,621
Profit before tax	121,791	107,552	72,296	404,450	253,608
Segment Assets:					
Treasury	5,230,629	4,907,856	4,768,440	5,230,629	4,768,440
Corporate/Wholesale Banking	9,699,651	9,375,662	7,858,857	9,699,651	7,858,857
Retail Banking	10,441,427	9,982,259	8,798,646	10,441,427	8,798,646
a) Digital Banking	416,592	355,734	204,346	416,592	204,346
b) Other Retail Banking	10,024,835	9,626,525	8,594,300	10,024,835	8,594,300
Other Banking operations	-	-	-	-	-
Unallocated	662,476	781,411	668,688	662,476	668,688
Total	26,034,183	25,047,188	22,094,631	26,034,183	22,094,631
Segment Liabilities:					
Treasury	2,913,818	2,607,512	1,802,189	2,913,818	1,802,189
Corporate/Wholesale Banking	2,424,409	2,245,069	1,867,906	2,424,409	1,867,906
Retail Banking	18,277,723	17,797,499	16,298,555	18,277,723	16,298,555
a) Digital Banking	1,203,720	1,082,117	627,564	1,203,720	627,564
b) Other Retail Banking	17,074,003	16,715,382	15,670,991	17,074,003	15,670,991
Other Banking operations	-	-	-	-	-
Unallocated	267,609	338,338	246,597	267,609	246,597
Total	23,883,559	22,988,418	20,215,247	23,883,559	20,215,247
Capital Employed:					
(Segment Assets - Segment Liabilities)					
Treasury	2,316,811	2,300,344	2,966,251	2,316,811	2,966,251
Corporate/Wholesale Banking	7,275,242	7,130,593	5,990,951	7,275,242	5,990,951
Retail Banking	(7,836,296)	(7,815,240)	(7,499,909)	(7,836,296)	(7,499,909)
a) Digital Banking	(787,128)	(726,383)	(423,218)	(787,128)	(423,218)
b) Other Retail Banking	(7,049,168)	(7,088,857)	(7,076,691)	(7,049,168)	(7,076,691)
Other Banking operations	-	-	-	-	-
Unallocated	394,867	443,073	422,091	394,867	422,091
Total	2,150,624	2,058,770	1,879,384	2,150,624	1,879,384



@ For the above segment reporting, the reportable segments are identified as Treasury, Corporate/Wholesale Banking, Retail Banking and Other Banking Operations in compliance with the RBI guidelines.

As per the RBI Circular DOR.AUT.REC.12/22.01.001/2022-23 dated April 07, 2022 on establishment of Digital Banking Unit (DBU), for the purpose of disclosure under 'Accounting Standard 17 - Segment Reporting', 'Digital Banking' has been identified as a sub-segment of the existing 'Retail Banking' segment by Reserve Bank of India (RBI). Accordingly the bank has disclosed the business involving digital banking products acquired by DBU, together with existing digital banking products, under the Digital Banking segment.

The business operations of the Bank are substantially concentrated in India and for the purpose of Segment Reporting as per Accounting Standard-17, the bank is considered to operate only in domestic segment.

Statement of Assets and Liabilities of the Bank as at March 31, 2023 is given below:

Particulars	(₹ in Lakhs)	
	As at 31.03.2023 Audited	As at 31.03.2022 Audited
CAPITAL AND LIABILITIES		
Capital	42,324	42,051
Reserves and Surplus	2,108,300	1,837,333
Deposits	21,338,604	18,170,059
Borrowings	1,931,928	1,539,311
Other Liabilities and Provisions	613,027	505,877
Total	26,034,183	22,094,631
ASSETS		
Cash and Balances with Reserve Bank of India	1,259,085	1,604,927
Balance with Banks and Money at Call and Short Notice	509,783	496,108
Investments	4,898,335	3,917,946
Advances	17,444,688	14,492,833
Fixed Assets	93,397	63,394
Other Assets	1,828,895	1,519,423
Total	26,034,183	22,094,631



Notes:

- 1 The above Standalone Audited Financial Results for the quarter and year ended March 31, 2023 were reviewed by the Audit Committee and approved by the Board of Directors at its meeting held on May 05, 2023. These Results have been subjected to Audit by the Statutory Central Auditors of the Bank and an unqualified audit report has been issued.
- 2 The Bank has consistently applied its significant accounting policies in the preparation of the quarterly financial results and its annual financial statements during the years ended March 31, 2023 and March 31, 2022.
- 3 The financial results have been arrived at after considering provision for standard assets (including requirements for exposures to entities with unhedged foreign currency exposures), provision for Non-Performing Assets (NPAs), provision for non-performing investments, provision for income-tax and other usual and necessary provisions.
- 4 Other income includes fees earned from providing services to customers, commission from non-fund-based banking activities, earnings from foreign exchange and derivative transactions, selling of third-party products, profit on sale of investments (net), profit / loss on revaluation of investments, dividend received from subsidiaries / associates, recoveries from advances written off, etc.
- 5 The Capital Adequacy Ratio is computed on the basis of RBI guidelines applicable on the relevant reporting dates and the ratio for the corresponding previous period is not adjusted to consider the impact of subsequent changes if any, in the guidelines.
- 6 During the quarter and year ended March 31, 2023, the Bank has allotted 1,630,775 and 13,637,270 equity shares of ₹ 2 each respectively, pursuant to the exercise of stock options by employees.
- 7 As per extant RBI guidelines, banks are required to make Pillar 3 disclosures including leverage ratio , liquidity coverage ratio and Net Stable Funding Ratio (NSFR) under the Basel III framework. Accordingly, such applicable disclosures have been placed on the website of the Bank which can be accessed at the following link: <https://www.federalbank.co.in/regulatory-disclosures>. These disclosures have not been subjected to audit or review by the Statutory Central Auditors of the Bank.
- 8 The Board of Directors have recommended a dividend of 50% i.e. ₹ 1.00/- per Equity Share on face value of ₹ 2/- each for the year 2022-23 (Previous Year ₹ 1.80/- per Equity Share) subject to the approval of the members at the ensuing Annual General Meeting. In terms of Accounting Standard (AS) 4 "Contingencies and Events occurring after the Balance sheet date" the Bank has not appropriated proposed dividend aggregating to ₹ 21,162.01 Lakhs from the Profit and loss account for the year ended March 31, 2023. However the effect of the proposed dividend has been reckoned in determining capital funds in the computation of Capital adequacy ratio as on March 31, 2023.
- 9 Details of resolution plan implemented under the Resolution Framework for COVID-19-related Stress as per RBI circular dated August 06, 2020 (Resolution Framework 1.0) and May 05, 2021 (Resolution Framework 2.0) are given below:

(₹ in Lakhs)



Type of borrower	Exposure to accounts classified as Standard consequent to implementation of resolution plan – Position as at the end of the previous half year ended September 30 , 2022 (A) ⁽¹⁾	Of (A), aggregate debt that slipped into NPA during the half-year	Of (A) amount written off during the half-year	Of (A) amount paid by the borrowers during the half-year ⁽²⁾	Exposure to accounts classified as Standard consequent to implementation of resolution plan – Position as at the end of this half-year ended March 31 , 2023 ⁽¹⁾
Personal Loans	191,029.53	8,032.09	-	13,480.56	171,125.31
Corporate persons	23,498.94	528.65	-	4,272.00	18,780.68
Of which, MSMEs	-	-	-	-	-
Others	33,829.26	2,307.98	-	4,652.49	26,890.61
Total	248,357.73	10,868.72	-	22,405.05	216,796.60

1. Excludes other facilities to the borrowers which have not been restructured.
2. Represents net movement in balance outstanding.

- 10 Disclosures as per 'Master Direction – Reserve Bank of India (Transfer of Loan Exposures) Directions, 2021' dated September 24, 2021 for the loans transferred / acquired during the year ended March 31, 2023 are given below:

i) Details of loans not in default acquired through assignment during the year ended March 31, 2023 are given below:

Particulars	Value
Aggregate amount of loans acquired (₹ in lakhs)	9,225.00
Weighted average residual maturity (in years)	6.50
Weighted average holding period by originator (in years)	0.50
Retention of beneficial economic interest by the originator	NIL
Tangible security coverage	93.56%
Rating-wise distribution	AA-



ii) During the year ended March 31, 2023, the bank has not acquired any stressed loans and not transferred any loan not in default / Special Mention Accounts (SMA).


iii) During the year ended March 31, 2023, the bank has not invested in Security Receipts (SR) issued by Asset Reconstruction Companies (ARC) in respect of stressed loans transferred to ARCs.



11 The bank has raised ₹ 99,500.00 Lakhs Tier II capital on March 29, 2023, by way of issuance of unsecured Basel III compliant Tier-II Subordinate Bonds on private placement basis.

12 The figures of the last quarter are the balancing figures between the audited figures in respect of the full financial year and the published year to date figures upto the end of third quarter of the respective financial year, which were subjected to limited review.

13 Previous period's figures have been regrouped / reclassified, wherever necessary to conform to current period's classification.

Kochi
May 05, 2023


SHYAM SRINIVASAN
MANAGING DIRECTOR & CEO
(DIN: 02274773)



THE FEDERAL BANK LIMITED
REGD.OFFICE: P.B.NO. 103, FEDERAL TOWERS, ALUVA-683101
(CIN: L65191KL1931PLC000368)

STANDALONE AUDITED CASH FLOW STATEMENT FOR THE YEAR ENDED MARCH 31, 2023

(₹ in Lakhs)




Particulars	Year ended March 31, 2023	Year ended March 31, 2022
Cash Flow from Operating Activities		
Net Profit Before Taxes	404,450	253,608
Adjustments for:		
Depreciation on Bank's Property	16,461	12,296
Provision / Depreciation on Investments	4,113	7,979
Amortisation of Premium on Held to Maturity Investments	17,446	16,923
Provision / Charge for Non Performing Advances	59,134	61,111
Provision for Standard Assets and Contingencies	16,523	61,222
(Profit)/Loss on Sale of Fixed Assets (net)	(82)	(531)
Dividend From Subsidiaries / Joint ventures / Associates	(837)	(2,767)
Employees Stock Option Expense	111	51
	517,319	409,892
Adjustments for working capital changes:-		
(Increase)/ Decrease in Investments [excluding Held to Maturity Investments]	(65,669)	(328,778)
(Increase)/ Decrease in Advances	(3,010,990)	(1,366,084)
(Increase)/ Decrease in Other Assets	(297,492)	(279,436)
Increase/ (Decrease) in Deposits	3,168,545	905,611
Increase/ (Decrease) in Other Liabilities and Provisions	90,627	93,340
	(114,979)	(975,347)
Direct taxes paid (net)	(115,370)	(84,286)
Net Cash Flow from / (Used in) Operating Activities	286,970	(649,741)
Cash Flow from Investing Activities		
Purchase of Fixed Assets	(46,683)	(26,770)
Proceeds from Sale of Fixed Assets	302	724
Dividend From Subsidiaries / Joint ventures / Associates	837	2,767
Investment in Subsidiary	-	(14,799)
Investment in Associate	-	(241)
(Increase)/ Decrease in Held to Maturity Investments	(936,280)	119,591
Net Cash generated / (Used in) Investing Activities	(981,824)	81,272
Cash Flow from Financing Activities		
Proceeds from Issue of Share Capital	273	2,128
Proceeds from Share Premium (Net of Share Issue Expenses)	9,249	90,385
Proceeds from Issue of Subordinate Debt	99,500	70,000
Increase/(Decrease) in Borrowings (Excluding Subordinate Debt)	293,117	562,461
Dividend Paid	(37,866)	(13,974)
Net Cash generated from Financing Activities	364,273	711,000
Effect of Exchange Fluctuation on Translation Reserve	(1,586)	(635)
Net Increase / (Decrease) in Cash and Cash Equivalents	(332,167)	141,896
Cash and Cash Equivalents at the beginning of the year	2,101,035	1,959,139
Cash and Cash Equivalents at the end of the year	1,768,868	2,101,035

Note:

Cash and Cash Equivalents comprise of Cash in hand (including foreign currency notes), Balances with Reserve Bank of India, Balances with banks and money at call and short notice.

Kochi
May 05, 2023

SHYAM SRINIVASAN
MANAGING DIRECTOR & CEO
(DIN: 02274773)



Varma & Varma
Chartered Accountants,
No.53/2600, Kerala Varma Tower
Off Kunjanbava Road, Vytilla,
Kochi -682019

Borkar & Muzumdar,
Chartered Accountants,
21/168 Anand Nagar Om CHS,
Anand Nagar Lane, Off Nehru Road,
Santacruz (East), Mumbai - 400 055

Independent Auditors' report on Consolidated quarterly and year ended Financial Results of The Federal Bank Limited pursuant to the Regulation 33 and Regulation 52 read with Regulation 63(2) of the SEBI (Listing Obligations and Disclosure Requirements) Regulations, 2015



To

The Board of Directors
The Federal Bank Limited

Report on Audit of the Consolidated Financial Results

Opinion

1. We have audited the accompanying Statement of Consolidated Financial Results of The Federal Bank Limited ("Parent" or the "Bank"), its subsidiaries (the Parent and its subsidiaries together referred to as "the Group") and its associates for the quarter and year ended 31st March 2023 ("Consolidated Financial Results"), being submitted by the Bank pursuant to the requirements of Regulation 33 and Regulation 52 read with Regulation 63(2) of the SEBI (Listing Obligations and Disclosure Requirements) Regulations, 2015, as amended ("Listing Regulations"), except for the disclosures relating to Pillar 3 disclosure as at 31st March 2023, including leverage ratio, liquidity coverage ratio and net stable funding ratio under Basel III Capital Regulations as have been disclosed on the Bank's website and in respect of which a link has been provided in the Consolidated Financial Results and have not been audited by us.
2. In our opinion and to the best of our information and according to the explanations given to us, and based on consideration of reports of the other auditors on separate audited financial statements/financial results/financial information of the subsidiaries and associates, these consolidated Financial Results:
 - i. include the annual audited financial results of the following entities;
 - a. The Federal Bank Limited (Parent)
 - b. Fedbank Financial Services Limited (Subsidiary)





- c. Federal Operations and Services Limited (Subsidiary)
 - d. Ageas Federal Life Insurance Company Limited (Associate)
 - e. Equirus Capital Private Limited (Associate)
- ii. are presented in accordance with the requirements of the Listing Regulations in this regard except for the disclosures relating to Pillar 3 disclosure as at 31st March 2023, including leverage ratio, liquidity coverage ratio and net stable funding ratio under Basel III Capital Regulations as have been disclosed on the Bank's website and in respect of which a link has been provided in the consolidated Financial Results and have not been audited by us; and
- iii. give a true and fair view in conformity with the recognition and measurement principles laid down in the applicable Accounting Standards specified under section 133 of the Companies Act, 2013 ("the Act") read along with the rules issued thereunder, relevant provisions of the Banking Regulation Act, 1949, the circulars, guidelines and directions issued by the Reserve Bank of India (RBI) from time to time ("RBI Guidelines") and other accounting principles generally accepted in India of the consolidated net profit and other financial information of the Group and its associates for the quarter and year ended 31st March 2023.

Basis for Opinion

3. We conducted our audit in accordance with the Standards on Auditing (SAs) specified under section 143(10) of the Act. Our responsibilities under those Standards are further described in the 'Auditors' Responsibilities for the Audit of the Consolidated Financial Results' section of our report. We are independent of the Bank in accordance with the Code of Ethics issued by the Institute of Chartered Accountants of India together with the ethical requirements that are relevant to our audit of the Consolidated Financial Results, and we have fulfilled our other ethical responsibilities in accordance with these requirements and the Code of Ethics. We believe that the audit evidence obtained by us and other auditors in terms of their report referred to in "Other Matters" paragraph below, is sufficient and appropriate to provide a basis for our opinion.

Board of Directors responsibilities for the consolidated financial results

4. These Consolidated Financial Results have been prepared on the basis of the audited consolidated annual financial statements for the year ended 31st March 2023 and





reviewed quarterly consolidated unaudited Financial Results upto the end of the quarter and period ended 31st December 2022. The Bank's Board of Directors are responsible for the preparation of these Consolidated Financial Results that give a true and fair view of the consolidated net profit and other financial information of the Group including its associates in accordance with the recognition and measurement principles laid down in the Accounting Standards specified under section 133 of the Act read along with the rules issued thereunder, the relevant provisions of the Banking Regulation Act, 1949, the RBI Guidelines and other accounting principles generally accepted in India and in compliance with the Listing Regulations. The respective Board of Directors of the entities included in the Group and of its associates are responsible for the maintenance of adequate accounting records in accordance with the provisions of the Act/ RBI Guidelines for safeguarding of the assets of the Group and its associates and for preventing and detecting frauds and other irregularities; selection and application of appropriate accounting policies; making judgments and estimates that are reasonable and prudent; and design, implementation and maintenance of adequate internal financial controls that were operating effectively for ensuring the accuracy and completeness of the accounting records, relevant to the preparation and presentation of the consolidated Financial Results that give a true and fair view and are free from material misstatement, whether due to fraud or error which have been used for the purpose of preparation of the Consolidated Financial Results by the Directors of the Bank, as aforesaid.

5. In preparing the Consolidated Financial Results, the respective Board of Directors of the entities included in the Group and of its associates are responsible for assessing the ability of the Group and its associates to continue as a going concern, disclosing, as applicable, matters related to going concern and using the going concern basis of accounting unless the Board of Directors either intends to liquidate the respective entities in the Group or to cease operations, or has no realistic alternative but to do so.
6. The respective Board of Directors of the entities included in the Group and of its associates are responsible for overseeing the financial reporting process of the Group and of its associates.



Auditors' Responsibilities for the Audit of the Consolidated Financial Results

7. Our objectives are to obtain reasonable assurance about whether the consolidated Financial Results as a whole are free from material misstatement, whether due to fraud or error, and to issue an auditors' report that includes our opinion. Reasonable assurance is a high level of assurance but is not a guarantee that an audit conducted in accordance with SAs will always detect a material misstatement when it exists.



Misstatements can arise from fraud or error and are considered material if, individually or in the aggregate, they could reasonably be expected to influence the economic decisions of users taken on the basis of these consolidated Financial Results. As part of an audit in accordance with SAs, we exercise professional judgment and maintain professional skepticism throughout the audit. We also:



- Identify and assess the risks of material misstatement of the consolidated Financial Results, whether due to fraud or error, design and perform audit procedures responsive to those risks, and obtain audit evidence that is sufficient and appropriate to provide a basis for our opinion. The risk of not detecting a material misstatement resulting from fraud is higher than for one resulting from error, as fraud may involve collusion, forgery, intentional omissions, misrepresentations, or the override of internal control.
- Obtain an understanding of internal control relevant to the audit in order to design audit procedures that are appropriate in the circumstances. Under Section 143(3) (i) of the Act, we are also responsible for expressing our opinion on whether the Bank has in place adequate internal financial controls with reference to consolidated financial statements and the operating effectiveness of such controls.
- Evaluate the appropriateness of accounting policies used and the reasonableness of accounting estimates and related disclosures made by the Board of Directors.
- Conclude on the appropriateness of the Board of Directors' use of the going concern basis of accounting and, based on the audit evidence obtained, whether a material uncertainty exists related to events or conditions that may cast significant doubt on the ability of the Group and of its associates to continue as a going concern. If we conclude that a material uncertainty exists, we are required to draw attention in our auditors' report to the related disclosures in the consolidated Financial Results or, if such disclosures are inadequate, to modify our opinion. Our conclusions are based on the audit evidence obtained up to the date of our auditors' report. However, future events or conditions may cause the Group and its associates to cease to continue as a going concern.
- Evaluate the overall presentation, structure, and content of the consolidated Financial Results, including the disclosures, and whether the consolidated Financial Results represent the underlying transactions and events in a manner that achieves fair presentation.



- Obtain sufficient appropriate audit evidence regarding the financial results/ financial information of the entities within the Group and its associates to express an opinion on the Consolidated Financial Results. We are responsible for the direction, supervision and performance of the audit of financial information of such entities included in the Consolidated Financial Results of which we are the independent auditors. For the other entities included in the Consolidated Financial Results, which have been audited by other auditors, such other auditors remain responsible for the direction, supervision and performance of the audits carried out by them. We remain solely responsible for our audit opinion.
8. We communicate with those charged with governance of the Bank and such other entities included in the consolidated results of which we are the independent auditors regarding, among other matters, the planned scope and timing of the audit and significant audit findings, including any significant deficiencies in internal control that we identify during our audit.
 9. We also provide those charged with governance with a statement that we have complied with relevant ethical requirements regarding independence, and to communicate with them all relationships and other matters that may reasonably be thought to bear on our independence, and where applicable, related safeguards.
 10. We also performed procedures in accordance with the circular issued by the SEBI under Regulation 33(8) of the Listing Regulations, as amended, to the extent applicable.

Other Matters

11. The Consolidated Financial Results include the audited financial results of one subsidiary, whose financial statements/financial results/financial information reflect total assets of Rs. 2,607.24 lakhs as at 31st March 2023, total revenues of Rs. 6,185.27 lakhs and total net profit after tax of Rs. 477.67 lakhs for the year ended 31st March 2023, and net cash inflow amounting to Rs. 332.58 lakhs for the year ended on that date, as considered in the Consolidated Financial Results, which have been audited by one of the joint auditors of the Bank whose reports have been furnished to us by the management. The Consolidated Financial Results also include the audited financial results of one subsidiary, whose financial statements/financial results/ financial information reflect total assets of Rs. 9,02,048 lakhs as at 31st March 2023, total revenues of Rs. 1,22,597 lakhs and total net profit after tax of Rs. 16,839 lakhs for the year ended 31st March 2023 and net cash inflow amounting to Rs. 38,492 lakhs for the year ended on that date, as considered in the Consolidated Financial Results, which have been audited by other independent auditors whose reports have been




furnished to us by the management. Our opinion on the Consolidated Financial Results, in so far as it relates to the amounts and disclosures included in respect of these subsidiaries is based solely on the reports of such auditors and the procedures performed by us are as stated in section above.


12. The Consolidated Financial Results also include the Group's share of net profit of Rs. 3,405.97 lakhs for the year ended 31st March 2023, as considered in the Consolidated Financial Results, in respect of two associates, whose financial statements have not been audited by us. These financial statements have been audited by other auditors whose report has been furnished to us by the Management and our opinion on the Consolidated Financial Results, in so far as it relates to the amounts and disclosures included in respect of these associates, is based solely on the reports of such auditors and the procedures performed by us are as stated in section above.
13. The Consolidated Financial Results includes the results for the quarter ended 31st March 2023, being the derived balancing figures between the Consolidated audited Financial Results in respect of the full financial year ended 31st March 2023 and the published consolidated unaudited year to date figures upto the nine months ended 31st December 2022, which have only been reviewed and not subjected to audit by us.

Our opinion on the Consolidated Financial Results is not modified in respect of the above matters.


For Varma & Varma
Chartered Accountants
FRN: 004532S


Vijay Narayan Govind
Partner
M. No. 203094
UDIN: 23203094BGXYMA8002


Kochi
05th May 2023



For Borkar & Muzumdar
Chartered Accountants
FRN: 101569W


Kaushal Muzumdar
Partner
M. No. 100938
UDIN: 23100938BGQQRG6621

Kochi
05th May 2023





THE FEDERAL BANK LIMITED
REGD.OFFICE: P.B.NO. 103, FEDERAL TOWERS, ALUVA-683101
(CIN: L65191KL1931PLC000368)

CONSOLIDATED AUDITED FINANCIAL RESULTS FOR THE QUARTER AND YEAR ENDED MARCH 31, 2023
(₹ in Lakhs)

Particulars	Quarter ended			Year ended	
	31.03.2023	31.12.2022	31.03.2022	31.03.2023	31.03.2022
	Audited (Refer Note 10 below)	Unaudited	Audited (Refer Note 10 below)	Audited	Audited
1. Interest earned (a)+(b)+(c)+(d)	501,226	469,750	368,630	1,781,178	1,438,153
(a) Interest/discount on advances/bills	408,955	384,986	296,150	1,450,788	1,156,431
(b) Income on investments	77,561	71,785	58,821	278,188	231,649
(c) Interest on balances with Reserve Bank of India and other inter bank funds	5,151	4,977	5,614	20,625	22,027
(d) Others	9,559	8,002	8,045	31,577	28,046
2. Other income	76,842	56,508	48,425	243,623	212,094
3. TOTAL INCOME (1+2)	578,068	526,258	417,055	2,024,801	1,650,247
4. Interest expended	293,754	258,490	202,995	997,524	795,938
5. Operating expenses (I)+(II)	144,915	132,986	127,884	521,120	459,215
(I) Employees cost	67,225	62,915	68,954	244,024	251,166
(II) Other operating expenses	77,690	70,071	58,930	277,096	208,049
6. TOTAL EXPENDITURE (4+5) (excluding provisions and contingencies)	438,669	391,476	330,879	1,518,644	1,255,153
7. OPERATING PROFIT (3-6) (Profit before provisions and contingencies)	139,399	134,782	86,176	506,157	395,094
8. Provisions (other than tax) and contingencies	12,526	21,364	8,394	79,863	130,466
9. Exceptional Items	-	-	-	-	-
10. Profit from Ordinary Activities before tax (7-8-9)	126,873	113,418	77,782	426,294	264,628
11. Tax expense	32,916	28,190	19,606	108,718	68,088
12. Net Profit from Ordinary Activities after tax (10-11)	93,957	85,228	58,176	317,576	196,540
13. Extraordinary items (net of tax expense)	-	-	-	-	-
14. Net Profit for the period (12-13)	93,957	85,228	58,176	317,576	196,540
15. Minority interest	964	1,278	1,137	4,510	2,664
16. Share in Profit of Associates	2,398	375	1,715	3,406	3,103
17. Consolidated Net Profit of the group (14-15+16)	95,391	84,325	58,754	316,472	196,979
18. Paid-up Equity Share Capital (Face value ₹ 2/- per Equity Share)	42,324	42,291	42,051	42,324	42,051
19. Reserves excluding Revaluation Reserve				2,169,416	1,883,000
20. Analytical Ratios and Other Disclosures:					
(i) Percentage of shares held by Government of India	NIL	NIL	NIL	NIL	NIL
(ii) Capital Adequacy ratio (%) Under Basel III	15.24	13.81	16.33	15.24	16.33
(iii) Earnings per Share (EPS) (in ₹)					
(a) Basic EPS (before and after extraordinary items)	4.51*	3.99*	2.79*	15.01	9.52
(b) Diluted EPS (before and after extraordinary items)	4.45*	3.94*	2.77*	14.85	9.44
(iv) NPA Ratios					
a) Gross NPA	434,352	430,899	425,653	434,352	425,653
b) Net NPA	132,344	134,855	147,977	132,344	147,977
c) % of Gross NPA	2.35	2.42	2.78	2.35	2.78
d) % of Net NPA	0.73	0.77	0.98	0.73	0.98
(v) Return on Assets (%)	0.36*	0.34*	0.27*	1.28	0.91

* Not Annualised



Segment Information@

(₹ in Lakhs)

Particulars	Quarter ended			Year ended	
	31.03.2023	31.12.2022	31.03.2022	31.03.2023	31.03.2022
	Audited (Refer Note 10 below)	Unaudited	Audited (Refer Note 10 below)	Audited	Audited
Segment Revenue:					
Treasury	71,529	61,099	49,102	253,555	231,327
Corporate/Wholesale Banking	153,767	137,246	102,659	520,704	422,307
Retail Banking	346,307	321,779	258,742	1,228,710	978,155
a) Digital Banking	26,366	23,960	17,681	90,354	56,772
b) Other Retail Banking	319,941	297,819	241,061	1,138,356	921,383
Other Banking operations	6,293	5,920	4,883	21,225	14,837
Unallocated	172	214	1,669	607	3,621
Total Revenue	578,068	526,258	417,055	2,024,801	1,650,247
Less: Inter Segment Revenue	-	-	-	-	-
Income from Operations	578,068	526,258	417,055	2,024,801	1,650,247
Segment Results (net of provisions):					
Treasury	10,832	10,385	5,713	52,460	62,722
Corporate/Wholesale Banking	39,642	25,960	16,397	94,335	54,114
Retail Banking	70,018	72,405	50,418	261,538	133,433
a) Digital Banking	4,493	4,071	3,112	11,359	6,880
b) Other Retail Banking	65,525	68,334	47,306	250,179	126,553
Other Banking operations	4,671	4,455	3,585	15,817	10,738
Unallocated	1,710	213	1,669	2,144	3,621
Profit before tax	126,873	113,418	77,782	426,294	264,628
Segment Assets:					
Treasury	5,206,924	4,896,686	4,763,764	5,206,924	4,763,764
Corporate/Wholesale Banking	9,672,729	9,342,502	7,808,465	9,672,729	7,808,465
Retail Banking	11,256,964	10,775,908	9,378,255	11,256,964	9,378,255
a) Digital Banking	416,592	355,734	204,346	416,592	204,346
b) Other Retail Banking	10,840,372	10,420,174	9,173,909	10,840,372	9,173,909
Other Banking operations	1,313	798	401	1,313	401
Unallocated	662,476	781,411	673,219	662,476	673,219
Total	26,800,406	25,797,305	22,624,104	26,800,406	22,624,104
Segment Liabilities:					
Treasury	2,942,093	2,658,030	1,859,584	2,942,093	1,859,584
Corporate/Wholesale Banking	2,414,080	2,249,040	1,877,366	2,414,080	1,877,366
Retail Banking	18,928,892	18,402,087	16,684,108	18,928,892	16,684,108
a) Digital Banking	1,203,720	1,082,117	627,564	1,203,720	627,564
b) Other Retail Banking	17,725,172	17,319,970	16,056,544	17,725,172	16,056,544
Other Banking operations	294	314	364	294	364
Unallocated	267,609	338,338	246,597	267,609	246,597
Total	24,552,968	23,647,809	20,668,019	24,552,968	20,668,019
Capital Employed:					
(Segment Assets - Segment Liabilities)					
Treasury	2,264,831	2,238,656	2,904,180	2,264,831	2,904,180
Corporate/Wholesale Banking	7,258,649	7,093,462	5,931,099	7,258,649	5,931,099
Retail Banking	(7,671,928)	(7,626,179)	(7,305,853)	(7,671,928)	(7,305,853)
a) Digital Banking	(787,128)	(726,383)	(423,218)	(787,128)	(423,218)
b) Other Retail Banking	(6,884,800)	(6,899,796)	(6,882,635)	(6,884,800)	(6,882,635)
Other Banking operations	1,019	484	37	1,019	37
Unallocated	394,867	443,073	426,622	394,867	426,622
Total	2,247,438	2,149,496	1,956,085	2,247,438	1,956,085



@ For the above segment reporting, the reportable segments are identified as Treasury, Corporate/Wholesale Banking, Retail Banking and Other Banking Operations in compliance with the RBI guidelines.

As per the RBI Circular DOR.AUT.REC.12/22.01.001/2022-23 dated April 07, 2022 on establishment of Digital Banking Unit (DBU), for the purpose of disclosure under 'Accounting Standard 17 - Segment Reporting', 'Digital Banking' has been identified as a sub-segment of the existing 'Retail Banking' segment by Reserve Bank of India (RBI). Accordingly the bank has disclosed the business involving digital banking products acquired by DBU, together with existing digital banking products, under the Digital Banking segment.

The business operations of the Bank are substantially concentrated in India and for the purpose of Segment Reporting as per Accounting Standard-17, the bank is considered to operate only in domestic segment.

Statement of Assets and Liabilities of the group as at March 31, 2023 is given below:


Particulars	(₹ in Lakhs)	
	As at 31.03.2023	As at 31.03.2022
	Audited	Audited
CAPITAL AND LIABILITIES		
Capital	42,324	42,051
Reserves and Surplus	2,169,917	1,883,501
Minority Interest	35,197	30,533
Deposits	21,298,850	18,167,752
Borrowings	2,586,198	1,958,739
Other Liabilities and Provisions	667,920	541,528
Total	26,800,406	22,624,104
ASSETS		
Cash and Balances with Reserve Bank of India	1,260,424	1,606,611
Balance with Banks and Money at Call and Short Notice	519,969	507,000
Investments	4,870,224	3,906,519
Advances	18,195,675	14,995,146
Fixed Assets	97,171	67,210
Other Assets	1,856,943	1,541,618
Total	26,800,406	22,624,104




Notes:

- 1 The above Consolidated Audited Financial Results for the quarter and year ended March 31, 2023 were reviewed by the Audit Committee and subsequently approved by the Board of Directors at its meeting held on May 05, 2023. These Results have been subjected to Audit by the Statutory Central Auditors of the Bank and an unqualified audit report has been issued.
- 2 The Consolidated Financial Results of the Group comprise the financial results of The Federal Bank Limited and its subsidiaries viz. Fedbank Financial Services Limited & Federal Operations and Services Limited and its associates viz. Ageas Federal Life Insurance Company Limited & Equirus Capital Private Limited.
- 3 The group has not made any changes in the significant accounting policies applied in the preparation of the quarterly financial results and its annual financial statements for the years ended March 31, 2023 and March 31, 2022 having a material impact on the results.
- 4 The financial results have been arrived at after considering provision for standard assets (including requirements for exposures to entities with unhedged foreign currency exposures), provision for Non-Performing Assets (NPAs), provision for non-performing investments, provision for income-tax and other usual and necessary provisions.
- 5 Other income includes fees earned from providing services to customers, commission from non-fund-based banking activities, earnings from foreign exchange and derivative transactions, selling of third-party products, profit on sale of investments (net), profit / loss on revaluation of investments, recoveries from advances written off etc.
- 6 The Capital Adequacy Ratio is computed on the basis of RBI guidelines applicable on the relevant reporting dates and the ratio for the corresponding previous period is not adjusted to consider the impact of subsequent changes if any, in the guidelines.
- 7 As per extant RBI guidelines, banks are required to make Pillar 3 disclosures including leverage ratio , liquidity coverage ratio and Net Stable Funding Ratio (NSFR) under the Basel III framework. Accordingly, such applicable disclosures have been placed on the website of the Bank which can be accessed at the following link: <https://www.federalbank.co.in/regulatory-disclosures>. These disclosures have not been subjected to audit or review by the Statutory Central Auditors of the Bank.
- 8 The Board of Directors have recommended a dividend of 50% i.e. ₹ 1.00/- per Equity Share on face value of ₹ 2/- each for the year 2022-23 (Previous Year ₹ 1.80/- per Equity Share) subject to the approval of the members at the ensuing Annual General Meeting. In terms of Accounting Standard (AS) 4 "Contingencies and Events occurring after the Balance sheet date" the Bank has not appropriated proposed dividend aggregating to ₹ 21,162.01 Lakhs from the Profit and loss account for the year ended March 31, 2023. However the effect of the proposed dividend has been reckoned in determining capital funds in the computation of Capital adequacy ratio as on March 31, 2023.
- 9 The bank has raised ₹ 99,500.00 Lakhs Tier II capital on March 29, 2023, by way of issuance of unsecured Basel III compliant Tier-II Subordinate Bonds on private placement basis.
- 10 The figures of the last quarter are the balancing figures between the audited figures in respect of the full financial year and the published year to date figures upto the end of third quarter of the respective financial year, which were subjected to limited review.
- 11 Previous period's figures have been regrouped / reclassified, wherever necessary to conform to current period's classification.

Kochi
May 05, 2023


SHYAM SRINIVASAN
MANAGING DIRECTOR & CEO
(DIN: 02274773)



THE FEDERAL BANK LIMITED
REGD.OFFICE: P.B.NO. 103, FEDERAL TOWERS, ALUVA-683101
(CIN: L65191KL1931PLC000368)
CONSOLIDATED AUDITED CASH FLOW STATEMENT FOR THE YEAR ENDED MARCH 31, 2023

(₹ in Lakhs)

Particulars	Year ended March 31, 2023	Year ended March 31, 2022
Cash Flow from Operating Activities		
Net Profit Before Taxes	425,190	265,067
Adjustments for:		
Depreciation on Group's Property	18,218	13,890
Provision / Depreciation on Investments	4,075	8,063
Amortisation of Premium on Held to Maturity Investments	17,446	16,922
Provision / Charge for Non Performing Advances	65,528	66,154
Provision for Standard Assets and Contingencies	15,003	64,384
(Profit)/ Loss on Sale of Fixed Assets (net)	(83)	(533)
Employees Stock Option Expense	113	57
	545,490	434,004
Adjustments for working capital changes:-		
(Increase)/ Decrease in Investments [excluding Held to Maturity Investments]	(48,947)	(377,928)
(Increase)/ Decrease in Advances	(3,266,057)	(1,509,859)
(Increase)/ Decrease in Other Assets	(302,838)	(281,657)
Increase/ (Decrease) in Deposits	3,131,098	949,142
Increase/ (Decrease) in Other Liabilities and Provisions	111,388	98,261
	(375,356)	(1,122,041)
Direct taxes paid (net)	(121,204)	(89,328)
Net Cash Flow from / (Used in) Operating Activities	48,930	(777,365)
Cash Flow from Investing Activities		
Purchase of Fixed Assets	(48,402)	(29,552)
Proceeds from Sale of Fixed Assets	307	734
(Increase)/ Decrease in Held to Maturity Investments	(936,279)	119,592
Net Cash generated / (Used in) Investing Activities	(984,374)	90,774
Cash Flow from Financing Activities		
Proceeds from Issue of Share Capital	273	2,128
Proceeds from Share Premium (Net of Share Issue Expenses)	9,309	90,573
Increase / (Decrease) in Minority Interest	4,637	8,858
Proceeds from Issue of Subordinate Debt	99,500	70,480
Increase/(Decrease) in Borrowings (Excluding Subordinate Debt)	527,959	661,199
Dividend Paid	(37,866)	(13,974)
Net Cash generated from Financing Activities	603,812	819,264
Effect of Exchange Fluctuation on Translation Reserve	(1,586)	(635)
Increase/(Decrease) in Cash and Cash Equivalents	(333,218)	132,038
Cash and Cash Equivalents at the beginning of the year	2,113,611	1,981,573
Cash and Cash Equivalents at the end of the year	1,780,393	2,113,611

Note:

Cash and Cash Equivalents comprise of Cash in hand (including foreign currency notes), Balances with Reserve Bank of India, Balances with banks and money at call and short notice.

Kochi
May 05, 2023

SHYAM SRINIVASAN
MANAGING DIRECTOR & CEO
(DIN: 02274773)

