



**KELLTON TECH SOLUTIONS LIMITED.**

**Hyderabad, July 11th, 2020**

To

The General Manager, Listing Department, Bombay Stock Exchange Limited, 1 <sup>st</sup> Floor, New Trading Wing, Rotunda Building, P.J. Towers, Dalal Street Fort, Mumbai-400001	The Manager, Listing Department, National Stock Exchange of India Ltd, Exchange Plaza, Bandra Kurla Complex, Bandra (East), Mumbai - 400051
<b>Scrip Code: 519602</b>	<b>Scrip Code: KELLTONTEC</b>

Dear Sir/Ma'am,

**Sub:** Financial Results for the quarter and year ended March 31<sup>st</sup>, 2020 - Regulation 33 (3)(a)

With reference to the subject cited, it is hereby informed that the Board of Directors of the Company at its meeting held on Saturday, July 11th, 2020 at 05.00 p.m. through video conference facility, inter alia, considered and approved the Audited Financial Results (standalone and consolidated) for the quarter and year ended March 31<sup>st</sup>, 2020.

Copy of Audited Financial Results for the quarter and year ended March 31<sup>st</sup>, 2020, along with Statement of assets and liabilities and Auditor's Report is enclosed herewith.

Kindly take the same on record and acknowledge the receipt of the same.

Thanking You,  
For **Kellton Tech Solutions Limited**

**Surabi Jani**  
**Company Secretary**  
**M. No . A 49557**



### INDEPENDENT AUDITORS' REPORT

**Audit Report to**  
**The Board of Directors of**  
**Kellton Tech Solutions Limited**

1. We have Audited the accompanying statement of consolidated financial results of **Kellton Tech Solutions Limited** ("Company") and its subsidiaries (together, the "Group") for the quarter ended Mar 31, 2020 and year to date from April 1, 2019 to Mar 31, 2020 (the "Statement") attached herewith, being submitted by the Company pursuant to the requirement of Regulation 33 of the SEBI (Listing Obligations and Disclosure Requirements) Regulations, 2015, as amended ("The Regulation")

2. The preparation of the Statement in accordance with the recognition and measurement principles laid down in Indian Accounting Standard 34, Interim Financial Reporting (Ind AS 34) prescribed under section 133 of Companies Act, 2013, read with relevant rules issued there under and other accounting principles generally accepted in India is the responsibility of the Company's management and has been approved by the Board of Directors of the Company. Our responsibility is to express a conclusion on the Statement based on our Audit.

3. We conducted our audit in accordance with the Standards on Auditing ("SAs") specified under section 143(10) of the Companies Act, 2013 ("the Act"). We are independent of the Group in accordance with the Code of Ethics issued by the Institute of Chartered Accountants of India together with the ethical requirements that are relevant to our audit of the financial statements under the provisions of the Act, and the Rules thereunder, and we have fulfilled our other ethical responsibilities in accordance with these requirements and the Code of Ethics. We believe that the audit evidence obtained by us, is sufficient and appropriate to provide a basis for our opinion on the consolidated annual financial results.

We also performed procedures in accordance with the circular issued by the SEBI under Regulation 33(8) of the Listing Regulations, as amended, to the extent applicable.

4. The Statement Include the results of the entities as given in the Annexure-1 to this report

5. Based on our audit conducted as above and on consideration of report of other auditors on the audited separate quarterly financial results and on other financial information of the components, nothing has come to our attention that causes us to believe that the accompanying Statement of audited financial results prepared in accordance with recognition and measurement principles laid down in applicable Indian Accounting Standards prescribed under section 133 of Companies Act, 2013, read with relevant rules issued there under and other recognized accounting practices and policies has not disclosed the information required to be disclosed in terms of Regulation 33 of Regulations, including the manner in which it is to be disclosed, or that it contains any material misstatement.


6. We did not audit the interim financial results and other financial information of four subsidiaries, whose interim financial results reflect total assets of Rs.47,759.52 Lakhs as at Mar 31, 2020. Total revenue of Rs.16,350.92 Lakhs and Rs.64,411.29 Lakhs, Total net profit after tax of Rs.1,056.78 Lakhs and Rs.5,926.97 Lakhs Total comprehensive income of Rs.1,393.35 Lakhs and Rs.6316.05 Lakhs, for the quarter ended Mar 31, 2020 and for the period from April 1,2019 to Mar 31,2020, respectively, as considered in the consolidated audited financial results. This interim financial results has been audited by other auditor as on 31<sup>st</sup> Dec.2019 and unaudited figures from Jan.2020 to Mar.2020, whose report has been furnished to us by the management and our conclusions on the statement, in so far as it relates to the amounts and disclosures in respect of these subsidiaries is based solely on report of the other auditor and procedures performed by us stated above

Our Conclusion on the Statement is not modified in respect of the above matter.

For P A R Y & Co  
Chartered Accountants  
FRN: 007288C



(P Vamsi Krishna Reddy)

Partner

M.NO.224674

UDIN: 20224674 AAAAHJ5903


Place: Hyderabad

Date: 11/07/2020

**Annexure-I to The Independent Auditor's Report on the Quarterly and Year to Date Audited Consolidated Financial Results**

**Audited Consolidated Financial results for Quarter and year ended 31/03/2020 include results of the following entities:**

Sl.No	Name of the Entity	Status
1	Kellton Dbydx Software Private Limited	Wholly Owned Subsidiary
2	Kellton Tech Inc	Wholly Owned Subsidiary
3	Kellton Tech Solutions Inc	Wholly Owned Subsidiary
4	Kellton Tech Limited (Ireland)	Wholly Owned Subsidiary
5	Evantage Solutions Inc	Step Down Subsidiary (Wholly owned subsidiary of Kellton Tech Inc)
6	Vivos Professionals LLC	Step Down Subsidiary (Wholly owned subsidiary of Kellton Tech Inc)
7	Prosoft Technology Group Inc	Step Down Subsidiary (Wholly owned subsidiary of Kellton Tech Solutions Inc)
8	Cyberworld Solutions Inc	Step Down Subsidiary (Wholly owned subsidiary of Prosoft Technology Group)
9	Intelligence Inc	Step Down Subsidiary (Wholly owned subsidiary of Kellton Tech Solutions Inc)
10	Kellton Tech (UK) Limited	Step Down Subsidiary (Wholly owned subsidiary of Kellton Tech Limited)
11	Lenmar Consulting Inc	Step Down Subsidiary (Wholly owned subsidiary of Kellton Tech Solutions Inc)
12	SID Computer Group Inc	Step Down Subsidiary (Wholly owned subsidiary of Kellton Tech Solutions Inc)
13	Talent Parents Inc	Step Down Subsidiary (Wholly owned subsidiary of Kellton Tech Solutions Inc)
14	Planet Pro Inc	Step Down Subsidiary (wholly owned subsidiary of Kellton Tech Inc)
15	Planet Pro Canada Inc	Step Down Subsidiary (wholly owned subsidiary of Kellton Tech Limited)
16	Planet Pro Asia Pte Limited	Step Down Subsidiary (wholly owned subsidiary of Kellton Tech Limited)
17	Tivix Europe SP Z O O	Step Down Subsidiary (wholly owned subsidiary of Kellton Tech Limited)





**KELLTON TECH SOLUTIONS LIMITED.**

**Kellton Tech Solutions Limited  
Consolidated Statement of Assets and Liabilities**

S.No	Particulars	Rs. in Lacs	Rs. in Lacs
		31.03.2020	31.03.2019
		Audited	Audited
1	<b>ASSETS</b>		
	<b>Non-current assets</b>		
	Property, Plant and Equipment	1,036.15	998.89
	Capital work-in-progress	-	-
	Right to use assets	1,236.80	-
	Goodwill	22,566.63	19,901.13
	Other Intangible assets	2,939.77	1,068.58
	<b>Financial Assets</b>		
	(i) Investments	-	-
	(ii) Loans	-	-
	(iii) Others	169.43	197.63
	Deferred tax assets (net)	-	-
	Other non-current assets	2,055.40	2,133.35
	<b>Total Non-Current Assets</b>	<b>30,004.18</b>	<b>24,299.58</b>
2	<b>Current assets</b>		
	Inventories	5.65	266.35
	<b>Financial Assets</b>		
	(i) Trade receivables	20,258.68	18,039.28
	(ii) Cash and cash equivalents	2,995.06	2,585.23
	(iii) Loans	-	-
	Others financial assets	11,550.59	8,523.61
	Current Tax Assets (Net)		
	Other current assets	7,029.59	6,181.94
	<b>Total Current Assets</b>	<b>41,839.57</b>	<b>35,596.41</b>
	<b>Total Assets</b>	<b>71,843.75</b>	<b>59,895.99</b>

For KELLTON TECH SOLUTIONS LIMITED

  
Director

Plot No. 404-405, 4th & 6th Floor, iLABS Centre, Udyog Vihar, Phase III, Gurugram, Haryana -122016, (India),  
Ph: +91-124-4698900, Extn: 917, Fax: +91-124-4698949 / E-mail: info@kelltontech.com

**Regd. Office:** Plot No. 1367, Road No:45, Jubilee Hills, Hyderabad-500033, T.G.India Ph: +91-40-44333000, Fax :+91-40-23552358

CIN:L72200TG1993PLC016819



**KELLTON TECH SOLUTIONS LIMITED.**

<b>EQUITY AND LIABILITIES</b>			
	Equity Share capital	4,819.12	4,819.12
	Other Equity	36,815.89	28,095.72
	<b>Total Equity</b>	<b>41,635.01</b>	<b>32,914.84</b>
<b>LIABILITIES</b>			
<b>1</b>	<b>Non-current liabilities</b>		
	Financial Liabilities		
(i)	Borrowings	2,857.37	3,592.54
(ii)	Provisions	245.83	179.66
(iii)	Other non-current liabilities	601.44	-
(iv)	Other financial liabilities	3,631.91	2,197.21
	Lease Liabilities	1,548.87	-
	Deferred Tax Liabilities	160.53	256.98
	<b>Total Non-Current Liabilities</b>	<b>9,045.95</b>	<b>6,226.39</b>
<b>2</b>	<b>Current liabilities</b>		
	Financial Liabilities		
(i)	Borrowings	6,689.44	6,916.63
(ii)	Trade payables	3,923.52	3,646.97
(iii)	Other financial liabilities	2,077.30	1,829.76
	Other current liabilities	1,551.49	1,814.17
	Provisions	4,543.25	4,538.38
	Current Tax Liabilities (Net)	2,377.79	2,008.85
	<b>Total Current Liabilities</b>	<b>21,162.79</b>	<b>20,754.76</b>
	<b>Total Equity and Liabilities</b>	<b>71,843.75</b>	<b>59,895.99</b>

Place: Hyderabad

Date: 11.07.2020

For Kellton Tech Solutions Limited

Krishna Chintam

MD & CEO

DIN: 01658145





**KELLTON TECH SOLUTIONS LIMITED.**

**KELLTON TECH SOLUTIONS LIMITED  
AUDITED CONSOLIDATED STATEMENT OF CASH FLOW**

(In Lakh)

	For the Year ended	
	March 31'2020	March 31'2019
<b>Cash flow from Operating Activities</b>		
Profit for the Period	8,707.50	9,737.23
Adjustments for :		
Depreciation and amortization expense	1,281.12	665.90
Expense on employee stock based compensation	39.57	21.67
Allowance for doubtful debt	-	5.42
Bad Debts	-	30.47
Finance costs	1,643.18	1,888.83
Miscellaneous expenses written back	-	8.38
Foreign currency translation	389.08	(187.13)
Loss on disposal of property, plant and equipment	-	0.98
Changes in operating assets and liabilities		
Trade receivables	(2,219.40)	656.26
Other assets	(3,507.79)	(2,770.29)
Trade payables	276.56	(1,044.67)
Other liabilities	338.76	(92.24)
Provisions	71.04	(237.30)
<b>Net cash provided by operating activities before taxes</b>	<b>7,019.62</b>	<b>8,683.51</b>
Income taxes paid	(1,371.68)	(2,791.27)
<b>Net cash provided by operating activities</b>	<b>5,647.94</b>	<b>5,892.24</b>
<b>Cash flow from investing activities</b>		
Purchase of property, plant and equipment	(2,675.71)	(1,101.20)
Goodwill and capital reserve	(2,665.50)	1,181.54
Earnout payments-(net)	1,434.70	(3,931.78)
Proceeds from sale of investment in mutual funds	-	-
<b>Net cash (used in) or provided by investing activities</b>	<b>(3,906.51)</b>	<b>(3,851.44)</b>
<b>Cash flow from financing activities</b>		
Issue of share capital (net of issue expenses paid)	-	-
Change in securities premium	-	-
Finance costs paid	(1,643.18)	(1,888.83)
Change in loans and borrowings	(714.82)	942.84
Changes in Reserves	1,553.43	(564.77)
Repayment of Lease Liabilities	(527.03)	-
<b>Net cash used in financing activities</b>	<b>(1,331.60)</b>	<b>(1,510.75)</b>
<b>Net increase in cash and cash equivalents</b>	<b>409.83</b>	<b>530.05</b>
Cash and cash equivalents including bank balances other than cash and cash equivalent at the beginning of the period	2,585.23	2,055.18
Cash and cash equivalents including bank balances other than cash and cash equivalent at the end of the period	2,995.06	2,585.23

Place: Hyderabad  
Date: 11 July 2020

For Kellton Tech Solutions Limited

*Krishna Chintam*  
Krishna Chintam  
MD & CEO  
DIN:01658145



Plot No. 404-405, 4th & 6th Floor, iLABS Centre, Udyog Vihar, Phase III, Gurugram, Haryana -122016, (India),  
Ph: +91-124-4698900, Extn: 917, Fax: +91-124-4698949 / E-mail: info@kelltontech.com

**Regd. Office:** Plot No. 1367, Road No:45, Jubilee Hills, Hyderabad-500033, T.G.India Ph: +91-40-44333000, Fax :+91-40-23552358

CIN:L72200TG1993PLC016819



## KELLTON TECH SOLUTIONS LIMITED.

### Statement of Audited Consolidated Profit and Loss for the quarter and Year ended March 31<sup>st</sup>, 2020

Particulars	Quarter Ended			Year Ended	
	31/03/2020 (Audited)	31/12/2019 (Unaudited)	31/03/2019 (Audited)	31/03/2020 (Audited)	31/03/2019 (Audited)
<b>I. Revenue from Operations</b>	20,626.17	19,089.29	19,016.23	77,067.93	81,411.22
<b>II. Other Income</b>	177.54	98.93	90.96	394.07	503.88
<b>III. Total Revenue (I+II)</b>	<b>20,803.71</b>	<b>19,188.22</b>	<b>19,107.19</b>	<b>77,462.00</b>	<b>81,915.10</b>
<b>IV. Expenses</b>					
(a) Cost of Materials consumed	1,707.02	535.03	89.67	2,280.76	2,162.12
(b) Purchase of Stock-in-trade	-	-	-	-	-
(c) Changes in inventories or finished goods, work in progress and Stock-in-trade	-	-	-	-	-
(d) Employee benefits Expense	8,005.43	9,962.03	9,665.17	37,038.77	38,509.49
(e) Finance cost	423.67	365.29	467.04	1,643.18	1,888.83
(f) Depreciation and Amortization Expense	276.18	338.81	236.25	1,281.12	665.90
(g) Other Expenses	8,492.97	5,725.98	6,359.70	26,510.67	28,951.53
<b>Total Expenses</b>	<b>18,905.27</b>	<b>16,927.14</b>	<b>16,817.83</b>	<b>68,754.50</b>	<b>72,177.87</b>
<b>V. Profit/(Loss) before exceptional and extraordinary items and Tax (III-IV)</b>	<b>1,898.44</b>	<b>2,261.08</b>	<b>2,289.36</b>	<b>8,707.50</b>	<b>9,737.23</b>
<b>VI. Exceptional Items</b>	-	-	-	-	-
<b>VII. Profit/(Loss) before extraordinary items and tax (V-VI)</b>	<b>1,898.44</b>	<b>2,261.08</b>	<b>2,289.36</b>	<b>8,707.50</b>	<b>9,737.23</b>
<b>VIII. Extraordinary Items</b>	-	-	-	-	-
<b>IX. Net Profit/(Loss) before tax (VII-VIII)</b>	<b>1,898.44</b>	<b>2,261.08</b>	<b>2,289.36</b>	<b>8,707.50</b>	<b>9,737.23</b>
<b>X. Tax expense</b>					
1. Current Tax	588.09	396.75	393.26	1,773.93	2,033.09
2. Deferred Tax	(144.71)	(7.79)	(51.48)	(128.77)	15.79
3. Earlier Year Tax	-	9.21	(5.88)	9.21	(5.88)
<b>XI. Net Profit/(Loss) for the period from continuing operations (IX-X)</b>	<b>1,455.06</b>	<b>1,862.91</b>	<b>1,953.46</b>	<b>7,053.13</b>	<b>7,694.23</b>
<b>XII. Net Profit/(Loss) for the period from discontinuing operations before tax</b>	-	-	-	-	-
<b>XIII. Tax expense from discontinuing operations</b>	-	-	-	-	-
<b>XIV. Net profit/(Loss) for the period from discontinuing operations after tax (XII-XIII)</b>	-	-	-	-	-
<b>XV. Net Profit/(Loss) for the period (XI+XIV)</b>	<b>1,455.06</b>	<b>1,862.91</b>	<b>1,953.46</b>	<b>7,053.13</b>	<b>7,694.23</b>
<b>Other Comprehensive Income</b>					
A (i) Items that will not be reclassified to profit or loss	(13.59)	-	15.55	(13.59)	16.13
(ii) Income tax relating to items that will not be reclassified to profit or loss	(3.96)	-	4.69	(3.96)	4.69
B (i) Items that will be reclassified to profit or loss	336.57	67.02	(207.95)	389.08	(207.95)
(ii) Income tax relating to items that will be reclassified to profit or loss	-	-	-	-	-
<b>Total Other Comprehensive Income</b>	<b>319.02</b>	<b>67.02</b>	<b>(187.71)</b>	<b>371.53</b>	<b>(187.13)</b>
<b>Total comprehensive income for the period (Comprising Profit (Loss) and Other Comprehensive Income for the period)</b>	<b>1,774.08</b>	<b>1,929.93</b>	<b>1,765.75</b>	<b>7,424.66</b>	<b>7,507.10</b>
<b>XVI. Earnings Per Equity Share (Before Extra-Ordinary Items) (of Rs. 5 each) (Not</b>					

For KELLTON TECH SOLUTIONS LIMITED

*Kushman*  
Director

Plot No. 404-405, 4th & 6th Floor, iLABS Centre, Udyog Vihar, Phase III, Gurugram, Haryana -122016, (India),  
Ph: +91-124-4698900, Extn: 917, Fax: +91-124-4698949 / E-mail: info@kelltontech.com

**Regd. Office:** Plot No. 1367, Road No:45, Jubilee Hills, Hyderabad-500033, T.G. India Ph: +91-40-44333000, Fax :+91-40-23552358

CIN:L72200TG1993PLC016819





## KELLTON TECH SOLUTIONS LIMITED.

<b>annualized)</b>					
(a) Basic	1.84	2.00	1.83	7.70	7.79
(b) Diluted	1.73	1.98	1.83	7.55	7.77
<b>XVII. Earnings Per Equity Share (After Extra-Ordinary Items) (of Rs. 5 each)(Not annualized)</b>					
(a) Basic	1.84	2.00	1.83	7.70	7.79
(b) Diluted	1.73	1.98	1.83	7.55	7.77
Paid up equity share capital (Face Value of Rs. 5 each).	4,819.12	4,819.12	4,819.12	4,819.12	4,819.12
Reserve excluding Revaluation reserves as per balance sheet of previous accounting year.	-	-	-	36,815.89	28,095.72

(All figures in lakh except EPS)

### Segment Information

Sr.No	Particulars	Quarter Ended			Year Ended	
		31/03/2020 (Audited)	31/12/2019 (Unaudited)	31/03/2019 (Audited)	31/03/2020 (Audited)	31/03/2019 (Audited)
1.	Segment Revenue					
	Digital Transformation	14,923.21	14,443.92	14,288.74	57,847.43	57,734.51
	Enterprise Solutions	4,711.76	3,698.69	3,509.47	14,875.32	14,053.08
	Consulting	991.20	946.68	1,218.02	4,345.18	9,623.63
	<b>Total</b>	<b>20,626.17</b>	<b>19,089.29</b>	<b>19,016.23</b>	<b>77,067.93</b>	<b>81,411.22</b>
2.	Less: Intersegment revenue					-
3.	Net Sales /Income from operations	20,626.17	19,089.29	19,016.23	77,067.93	81,411.22
4.	Segment results profit / (loss) before tax, interest and depreciation					
	Digital Transformation	4,986.54	5,469.52	5,784.03	21,596.06	22,052.39
	Enterprise Solutions	1,045.58	1,157.35	898.96	3,690.90	3,135.56
	Consulting	172.89	203.08	675.18	1,276.74	2,384.28
5.	<b>Total</b>	<b>6,205.01</b>	<b>6,829.95</b>	<b>7,358.17</b>	<b>26,563.70</b>	<b>27,572.24</b>
	Less: Un allocable Expenses	4,060.44	4,302.51	4,692.74	16,607.09	16,450.06
6.	Finance Cost	423.67	365.29	467.04	1,643.18	1,888.83
7.	Un allocable Income	177.54	98.93	90.96	394.07	503.88
8.	<b>Total Profit Before Tax</b>	<b>1,898.44</b>	<b>2,261.08</b>	<b>2,289.36</b>	<b>8,707.50</b>	<b>9,737.23</b>

For KELLTON TECH SOLUTIONS LIMITED

*(Signature)*  
Director

Plot No. 404-405, 4th & 6th Floor, iLABS Centre, Udyog Vihar, Phase III, Gurugram, Haryana -122016, (India),  
Ph: +91-124-4698900, Extn: 917, Fax: +91-124-4698949 / E-mail: info@kelltontech.com

**Regd. Office:** Plot No. 1367, Road No:45, Jubilee Hills, Hyderabad-500033, T.G.India Ph: +91-40-44333000, Fax :+91-40-23552358

CIN:L72200TG1993PLC016819



## KELLTON TECH SOLUTIONS LIMITED.

### Notes:

1. \*Assets and liabilities used in the company's business are not identified to any of the reportable segment as these are used interchangeably between segments. The management believes that it is not practicable to provide segment disclosures related to total assets and liabilities since meaningful segregation of the available data is onerous.
2. Figures of the corresponding previous periods are regrouped and reclassified wherever considered necessary to correspond with current period's presentation.
3. The Statutory Auditors of the Company have conducted an audit of the financial results for the quarter and year ended March 31, 2020 pursuant to the requirement of Regulation 33 of the SEBI (Listing Obligation and Disclosure Requirements) Regulation 2015 and have given an unqualified opinion in their report. These financial results have been reviewed by the Audit Committee and thereafter approved by Board of Directors at their respective meetings held on July 11, 2020 .
4. **Adoption of new accounting standard on Leases- Ind AS-116:** Effective 01/04/2019, the Company has adopted IND AS-116 'Leases', using modified retrospective approach, and has taken cumulative adjustment to retained earnings on the date of initial application. As permitted by the standard, the comparatives for the earlier period/ year have not been restated. On transition, the adoption of the new standard resulted in recognition of Right-of-Use (ROU) asset and a lease liability. The effect of this adoption is insignificant on the profit for the period and earnings per share.
5. The company has evaluated the likely impact of the COVID-19 on the overall business of the company. Though it is too early to estimate the same in the view of volatility in the global economic conditions pursuant to this pandemic; the company as at date of the approval of these financials has used various available sources of information to analyze the carrying amount of its financial assets and exposures. The impact of COVID-19 on the Company's financial statements may differ from the estimate as on the date of the approval of the financial statements.

Place: Hyderabad  
Date: 11.07.2020

For Kellton Tech Solutions Limited

  
Krishna Chintam  
MD & CEO  
DIN: 01658145



Plot No. 404-405, 4th & 6th Floor, iLABS Centre, Udyog Vihar, Phase III, Gurugram, Haryana -122016, (India),  
Ph: +91-124-4698900, Extn: 917, Fax: +91-124-4698949 / E-mail: info@kelltontech.com

**Regd. Office:** Plot No. 1367, Road No:45, Jubilee Hills, Hyderabad-500033, T.G. India Ph: +91-40-44333000, Fax :+91-40-23552358

CIN:L72200TG1993PLC016819



### INDEPENDENT AUDITORS' REPORT



**Audit Report to  
The Board of Directors of  
Kellton Tech Solutions Limited**

1. We have audited the accompanying statement of standalone financial results of **Kellton Tech Solutions Limited** ("Company") for the quarter ended Mar 31, 2020 and year to date from April 1, 2019 to Mar 31, 2020 (the "Statement") attached herewith, being submitted by the Company pursuant to the requirement of Regulation 33 of the SEBI (Listing Obligations and Disclosure Requirements) Regulations, 2015 as amended ("The Regulation"). This statement is the responsibility of the Company's Management and has been approved by the Board of Directors of the Company. Our responsibility is to express a conclusion on the Statement based on our audit.

2. We conducted our audit in accordance with the Standards on Auditing ("SAs") specified under section 143(10) of the Companies Act, 2013 ("the Act"). We are independent of the Company, in accordance with the Code of Ethics issued by the Institute of Chartered Accountants of India together with the ethical requirements that are relevant to our audit of the financial statements under the provisions of the Act, and the Rules thereunder, and we have fulfilled our other ethical responsibilities in accordance with these requirements and the Code of Ethics. We believe that the audit evidence we have obtained is sufficient and appropriate to provide a basis for our opinion on the Standalone annual financial results.

3. Based on our audit conducted as above, nothing has come to our attention that causes us to believe that the accompanying statement of financial results prepared in accordance with recognition and measurement principles laid down in the applicable Indian Accounting Standards prescribed under section 133 of the Companies Act, 2013, read with relevant rules issued there under and other recognized accounting practices and policies has not disclosed the information required to be disclosed in terms of Regulation 33 of Regulations, including the manner in which it is to be disclosed, or that it contains any material misstatement.

**For PARY & Co**  
Chartered Accountants  
FRN: 007288C

(P Vamsi Krishna Reddy)  
**Partner**  
M.NO.224674  
UDIN: 20224674 AAAA HK2148

**Place:** Hyderabad  
**Date:** 11/07/2020



**KELLTON TECH SOLUTIONS LIMITED.**

**Kellton Tech Solutions Limited  
Standalone Statement of Assets and Liabilities**

S.No	Particulars	Rs. in Lacs	Rs. in Lacs
		31.03.2020	31.03.2019
		Audited	Audited
1	<b>ASSETS</b>		
	<b>Non-current assets</b>		
	Property, Plant and Equipment	955.89	912.51
	Capital work-in-progress	-	-
	Right to use Assets	658.82	-
	Goodwill	962.50	962.50
	Other Intangible assets	109.67	182.37
	Financial Assets		
	(i) Investments	8,692.18	7,364.91
	(ii) Loans	-	-
	(iii) Others	154.61	139.40
	Deferred tax assets (net)	171.98	45.74
	Other non-current assets	3,221.53	3,425.64
	<b>Total Non-Current Assets</b>	<b>14,927.18</b>	<b>13,033.07</b>
2	<b>Current assets</b>		
	Inventories	5.65	266.35
	Financial Assets		
	(i) Trade receivables	4,871.80	4,760.11
	(ii) Cash and cash equivalents	950.14	759.85
	(iii) Loans	-	-
	Others financial assets	2,387.67	1,051.04
	Current Tax Assets (Net)	-	8.88
	Other current assets	941.79	877.57
	<b>Total Current Assets</b>	<b>9,157.05</b>	<b>7,723.80</b>
	<b>Total Assets</b>	<b>24,084.23</b>	<b>20,756.87</b>
	<b>EQUITY AND LIABILITIES</b>		
	Equity Share capital	4,819.12	4,819.12
	Other Equity	7,340.70	6,398.74
	<b>Total Equity</b>	<b>12,159.82</b>	<b>11,217.86</b>

For KELLTON TECH SOLUTIONS LIMITED

*Krishna Ch*  
Director

Plot No. 404-405, 4th & 6th Floor, iLABS Centre, Udyog Vihar, Phase III, Gurugram, Haryana -122016, (India),  
Ph: +91-124-4698900, Extn: 917, Fax: +91-124-4698949 / E-mail: info@kelltontech.com

**Regd. Office:** Plot No. 1367, Road No:45, Jubilee Hills, Hyderabad-500033, T.G.India Ph: +91-40-44333000, Fax :+91-40-23552358

CIN:L72200TG1993PLC016819



**KELLTON TECH SOLUTIONS LIMITED.**

<b>LIABILITIES</b>			
<b>1</b>	<b>Non-current liabilities</b>		
	Financial Liabilities		
(i)	Borrowings	903.22	154.48
(ii)	Provisions	245.83	179.66
(iii)	Other non-current liabilities	601.44	-
(iv)	Other financial liabilities	2,569.83	3,314.12
	Lease Liabilities	855.53	-
	Deferred Tax Liabilities	-	-
	<b>Total Non-Current Liabilities</b>	<b>5,175.85</b>	<b>3,648.26</b>
<b>2</b>	<b>Current liabilities</b>		
	Financial Liabilities		
(i)	Borrowings	2,015.53	1,999.06
(ii)	Trade payables	938.39	1,507.05
(iii)	Other financial liabilities	122.29	6.31
	Other current liabilities	1,295.99	1,926.91
	Provisions	2,349.85	451.42
	Current Tax Liabilities (Net)	26.51	-
	<b>Total Current Liabilities</b>	<b>6,748.56</b>	<b>5,890.75</b>
	<b>Total Equity and Liabilities</b>	<b>24,084.23</b>	<b>20,756.87</b>

Place: Hyderabad  
Date: 11.07.2020

For Kellton Tech Solutions Limited

  
**Krishna Chintam**  
MD & CEO  
DIN: 016585145





**KELLTON TECH SOLUTIONS LIMITED.**

**KELLTON TECH SOLUTIONS LIMITED  
AUDITED STATEMENT OF CASH FLOW**


(In Lakh)

	For the Year ended	
	March 31'2020	March 31'2019
<b>Cash flow from Operating Activities</b>		
Profit for the Period	1,483.70	1,152.53
Adjustments for :		
Depreciation and amortization expense	634.15	228.69
Expense on employee stock based compensation	16.37	9.81
Bad Debts	-	2.46
Finance costs	508.85	399.28
Miscellaneous expenses written back	-	5.40
Loss on disposal of property, plant and equipment	-	0.98
Changes in operating assets and liabilities		
Trade receivables	(111.69)	143.56
Other assets	(1,672.34)	(510.12)
Trade payables	(568.67)	(164.19)
Other liabilities	(25.53)	1,165.93
Provisions	1,947.05	200.54
<b>Net cash provided by operating activities before taxes</b>	<b>2,211.89</b>	<b>2,634.89</b>
Income taxes paid	452.36	535.79
<b>Net cash provided by operating activities</b>	<b>1,759.53</b>	<b>2,099.10</b>
<b>Cash flow from investing activities</b>		
Purchase of property, plant and equipment	(234.19)	(440.61)
Investment in subsidiaries	(1,327.27)	(351.04)
<b>Net cash (used in) or provided by investing activities</b>	<b>(1,561.46)</b>	<b>(791.65)</b>
<b>Cash flow from financing activities</b>		
Issue of share capital (net of issue expenses paid)	-	-
Change in securities premium	-	-
Finance costs paid	(508.85)	(399.28)
Change in loans and borrowings	881.21	(928.88)
Repayment of Lease liabilities	(380.14)	-
<b>Net cash used in financing activities</b>	<b>(7.78)</b>	<b>(1,328.16)</b>
<b>Net increase in cash and cash equivalents</b>	<b>190.29</b>	<b>(20.71)</b>
Cash and cash equivalents including bank balances other than cash and cash equivalent at the beginning of the period	759.85	780.56
<b>Cash and cash equivalents including bank balances other than cash and cash equivalent at the end of the period</b>	<b>950.14</b>	<b>759.85</b>

Place: Hyderabad  
Date: 11 July 2020

For Kellton Tech Solutions Limited

*Krishna Chintam*  
Krishna Chintam  
MD & CEO  
DIN:01658145






**KELLTON TECH SOLUTIONS LIMITED.**

**Statement of Audited Standalone Profit and Loss for the quarter and Year ended March 31<sup>st</sup> 2020.**

(All figures in lakh except EPS)

	Quarter Ended			Year Ended	
	31/03/2020 (Audited)	31/12/2019 (Unaudited)	31/03/2019 (Audited)	31/03/2020 (Audited)	31/03/2019 (Audited)
<b>I. Revenue from Operations</b>	4,239.39	3,360.53	2,632.71	12,679.92	11,117.58
<b>II. Other Income</b>	213.40	65.11	52.29	370.79	448.32
<b>III. Total Revenue (I+II)</b>	<b>4,452.79</b>	<b>3,425.64</b>	<b>2,685.00</b>	<b>13,050.71</b>	<b>11,565.90</b>
<b>IV. Expenses</b>					
(a) Cost of Materials consumed	1,707.02	535.03	89.67	2,280.76	2,162.12
(b) Purchase of Stock-in-trade	-	-	-	-	-
(c) Changes in inventories or finished goods, work in progress and Stock-in-trade	-	-	-	-	-
(d) Employee benefits Expense	1,754.02	1,700.93	1,508.64	6,604.70	5,493.80
(e) Finance cost	133.20	123.61	72.84	508.85	399.28
(f) Depreciation and Amortization Expense	160.93	160.20	67.35	634.15	228.69
(g) Other Expenses	152.25	530.27	6,75.34	1,538.54	2129.47
<b>Total Expenses</b>	<b>3,907.42</b>	<b>3,050.04</b>	<b>2,413.84</b>	<b>11,567.00</b>	<b>10,413.36</b>
<b>V. Profit/(Loss) before exceptional and extraordinary items and Tax (III-IV)</b>	<b>545.37</b>	<b>375.60</b>	<b>271.16</b>	<b>1,483.71</b>	<b>1,152.54</b>
<b>VI. Exceptional Items</b>	-	-	-	-	-
<b>VII. Profit/(Loss) before extraordinary items and tax (V-VI)</b>	<b>545.37</b>	<b>375.60</b>	<b>271.16</b>	<b>1,483.71</b>	<b>1,152.54</b>
<b>VIII. Extraordinary Items</b>	-	-	-	-	-
<b>IX. Net Profit/(Loss) before tax (VII-VIII)</b>	<b>545.37</b>	<b>375.60</b>	<b>271.16</b>	<b>1,483.71</b>	<b>1,152.54</b>
<b>X. Tax expense</b>					
1. Current Tax	258.03	75.00	131.3	478.53	329.30
2. Deferred Tax	(110.94)	(8.00)	(60.82)	(130.19)	(59.75)
3. Earlier year Tax	-	9.21	38.16	9.21	38.16
<b>XI. Net Profit/(Loss) for the period from continuing operations (IX-X)</b>	<b>398.28</b>	<b>299.39</b>	<b>162.52</b>	<b>1,126.16</b>	<b>844.83</b>
<b>XII. Net Profit/(Loss) for the period from discontinuing operations before tax</b>	-	-	-	-	-
<b>XIII. Tax expense from discontinuing operations</b>	-	-	-	-	-
<b>XIV. Net profit/(Loss) for the period from discontinuing operations after tax (XII-XIII)</b>	-	-	-	-	-
<b>XV. Net Profit/(Loss) for the period (XI+XIV)</b>	<b>398.28</b>	<b>299.39</b>	<b>162.52</b>	<b>1,126.16</b>	<b>844.83</b>
<b>Other Comprehensive Income</b>					
A (i) Items that will not be reclassified to profit or loss	(13.59)	-	16.13	(13.59)	16.13
(ii) Income tax relating to items that will not be reclassified to profit or loss	(3.96)	-	4.69	(3.96)	4.69
B (i) Items that will be reclassified to profit or loss	-	-	-	-	-
(ii) Income tax relating to items that will be reclassified to profit or loss	-	-	-	-	-
<b>Total Other Comprehensive Income</b>	<b>(17.55)</b>	-	<b>20.82</b>	<b>(17.55)</b>	<b>20.82</b>
<b>XVI. Total Comprehensive Income/(Loss) after taxes, minority interest and share of profit/(loss) of associates</b>	<b>380.73</b>	<b>299.39</b>	<b>183.34</b>	<b>1,108.61</b>	<b>865.65</b>

For KELLTON TECH SOLUTIONS LIMITED  
  
 Director

Plot No. 404-405, 4th & 6th Floor, iLABS Centre, Udyog Vihar, Phase III, Gurugram, Haryana -122016, (India),  
 Ph: +91-124-4698900, Extn: 917, Fax: +91-124-4698949 / E-mail: info@kelltontech.com

**Regd. Office:** Plot No. 1367, Road No:45, Jubilee Hills, Hyderabad-500033, T.G. India Ph: +91-40-44333000, Fax :+91-40-23552358

CIN:L72200TG1993PLC016819



## KELLTON TECH SOLUTIONS LIMITED.

<b>XVII. Earnings Per Equity Share (Before Extra-Ordinary Items) (of Rs.5 each) (not annualized)</b>					
(a) Basic	0.39	0.32	0.19	1.15	0.90
(b) Diluted	0.38	0.31	0.19	1.13	0.90
<b>XVIII. Earnings Per Equity Share (After Extra-Ordinary Items) (of Rs.5 each) (not annualized)</b>					
(a) Basic	0.39	0.32	0.19	1.15	0.90
(b) Diluted	0.38	0.31	0.19	1.13	0.90
Paid up equity share capital (Face Value of Rs. 5 each).	4,819.12	4,819.12	4819.12	4819.12	4819.12
Total Reserves	-	-	-	7,340.70	6,398.74

### Notes:

1. Figures of the corresponding previous periods are regrouped and reclassified wherever considered necessary to correspond with current period's presentation.
2. The Statutory Auditors of the Company have audited the financial results for the quarter and year ended March 31<sup>st</sup>, 2020 pursuant to the requirement of Regulation 33 of the SEBI (Listing Obligation and Disclosure Requirements) Regulation 2015 and have given an unqualified opinion in their report. These financial results have been reviewed by the Audit Committee and thereafter approved by Board of Directors at their respective meetings held on July 11<sup>th</sup>, 2020.
3. The Company does not have multiple segments for Standalone financials.
4. **Adoption of new accounting standard on Leases- Ind AS-116:** Effective 01/04/2019, the Company has adopted Ind AS-116 'Leases', using modified retrospective approach, and has taken cumulative adjustment to retained earnings on the date of initial application. As permitted by the standard, the comparatives for the earlier period/ year have not been restated. On transition, the adoption of the new standard resulted in recognition of Right-of-Use (ROU) asset and a lease liability. The effect of this adoption is insignificant on the profit for the period and earnings per share.
5. The company has evaluated the likely impact of the COVID-19 on the overall business of the company. Though it is too early to estimate the same in the view of volatility in the global economic conditions pursuant to this pandemic; the company as at date of the approval of these financials has used various available sources of information to analyze the carrying amount of its financial assets and exposures. The impact of COVID-19 on the Company's financial statements may differ from the estimate as on the date of the approval of the financial statements.

Place: Hyderabad  
Date: 11.07.2020

For Kellton Tech Solutions Limited

  
Krishna Chintam  
MD & CEO  
DIN: 01658145



Plot No. 404-405, 4th & 6th Floor, iLABS Centre, Udyog Vihar, Phase III, Gurugram, Haryana -122016, (India),  
Ph: +91-124-4698900, Extn: 917, Fax: +91-124-4698949 / E-mail: info@kelltontech.com

**Regd. Office:** Plot No. 1367, Road No:45, Jubilee Hills, Hyderabad-500033, T.G.India Ph: +91-40-44333000, Fax :+91-40-23552358

CIN:L72200TG1993PLC016819





**KELLTON TECH SOLUTIONS LIMITED.**

**Declaration**

Hyderabad, 11<sup>th</sup> July, 2020

To

The General Manager, Listing Department, Bombay Stock Exchange Limited, 1 <sup>st</sup> Floor, New Trading Wing, Rotunda Building, P.J. Towers, Dalal Street Fort, Mumbai-400001	The Manager, Listing Department, National Stock Exchange of India Ltd, Exchange Plaza, Bandra Kurla Complex, Bandra (East), Mumbai – 400051
--	--

Dear Sir/Ma'am,

**Subject: Declaration pursuant to Regulation 33 (3) (d) of the SEBI (Listing Obligations and Disclosure Requirements) Regulations, 2015.**


I, Krishna Reddy Chintam, Chief Executive Officer of the Company, do hereby declare that the Statutory Auditors of the Company M/s. PARY & CO., Chartered Accountants, Hyderabad have provided an unmodified opinion in their Audit Report on the Audited (Standalone and Consolidated) Financial Results of the Company for the quarter and year ended March 31, 2020.

This declaration is given in compliance of Regulation 33(3) (d) of the SEBI (Listing Obligations and Disclosure Requirements) Regulation, 2015.

Kindly take the above information on record and acknowledge.

Yours faithfully,

for Kellton Tech Solutions Limited

  
Krishna Chintam

MD & CEO

DIN: 01658145



Plot No. 404-405, 4th & 6th Floor, iLABS Centre, Udyog Vihar, Phase III, Gurugram, Haryana -122016, (India),  
Ph: +91-124-4698900, Extn: 917, Fax: +91-124-4698949 / E-mail: info@kelltontech.com

**Regd. Office:** Plot No. 1367, Road No:45, Jubilee Hills, Hyderabad-500033, T.G. India Ph: +91-40-44333000, Fax :+91-40-23552358

CIN:L72200TG1993PLC016819