

# ASHNISHA INDUSTRIES LIMITED

November 13, 2021

To,  
The Department of Corporate Services  
BSE Limited  
25<sup>th</sup> Floor, P. J. Tower,  
Dalal Street,  
Fort, Mumbai - 400 001

Dear Sir/Madam,

**Sub: Outcome of Board Meeting**

Pursuant to Regulation 33 and Para A of Part A of Schedule III read with Regulation 30 of SEBI (Listing Obligations and Disclosure Requirements) Regulations 2015, this is to inform you that the Board of Directors of the Company in its meeting held today i.e. on Saturday, 13<sup>th</sup> November, 2021 from 4.00 PM to 4.30 PM at the Registered Office of the Company inter alia, has considered and approved the Standalone and Consolidated Unaudited Financial Results for the quarter and half year ended September 30, 2021 along with limited review report thereon.

Please take the above on yours records.

Thanking You.

Yours faithfully,  
**For Ashnisha Industries Limited**

**Ashok C. Shah**  
**Managing Director**  
**DIN: 02467830**



Encl:

1. Unaudited Financial Results for the quarter and half year ended September 30, 2021.
2. Limited Review Report on Financial Results.

## ASHNISHA INDUSTRIES LIMITED

Registered Office: 7th Floor, Ashoka Chambers, Opp. HCG Hospital, Mithakhali Six Roads, Ahmedabad 380 006.

CIN : L74110GJ2009PLC057629

### STATEMENT OF STANDALONE UNAUDITED FINANCIAL RESULTS FOR THE QUARTER ENDED SEPTEMBER 30, 2021.

(Rs. in Lacs except per share data)

Particulars	Quarter Ended			Six Month Ended		Year Ended
	30/09/2021	30/06/2021	30/09/2020	30/09/2021	30/09/2020	31/03/2021
	Unaudited	Unaudited	Unaudited	Unaudited	Unaudited	Audited
<b>1 Income from Operations</b>						
(a) Revenue from operations	0.00	0.00	0.00	0.00	0.00	0.00
(b) Other Income	0.00	0.00	0.00	0.00	0.00	0.00
<b>Total Income</b>	<b>0.00</b>	<b>0.00</b>	<b>0.00</b>	<b>0.00</b>	<b>0.00</b>	<b>0.00</b>
<b>2 Expenses</b>						
(a) Cost of Materials consumed	0.00	0.00	0.00	0.00	0.00	0.00
(b) Purchase of stock-in-trade	0.00	0.00	0.00	0.00	0.00	0.00
(c) Increase/Decrease in inventories of FG, WIP and stock-in-trade	0.00	0.00	0.00	0.00	0.00	0.00
(d) Employee benefits expense	0.20	0.30	0.30	0.50	0.60	1.20
(e) Finance Cost	0.00	0.00	0.00	0.00	0.00	0.00
(f) Depreciation and amortisation expense	0.26	0.26	0.26	0.52	0.52	1.05
(g) Other expenses	0.57	3.32	0.42	3.89	3.74	7.24
<b>Total Expenses</b>	<b>1.03</b>	<b>3.88</b>	<b>0.98</b>	<b>4.91</b>	<b>4.86</b>	<b>9.49</b>
<b>3 Profit/(loss) before exceptional items and tax (1-2)</b>	<b>-1.03</b>	<b>-3.88</b>	<b>-0.98</b>	<b>-4.91</b>	<b>-4.86</b>	<b>-9.49</b>
4 Exceptional Items	0.00	0.00	0.00	0.00	0.00	0.00
<b>5 Profit/(Loss) before Extraordinary Items (3-4)</b>	<b>-1.03</b>	<b>-3.88</b>	<b>-0.98</b>	<b>-4.91</b>	<b>-4.86</b>	<b>-9.49</b>
6 Extraordinary Items	0.00	0.00	0.00	0.00	0.00	0.00
<b>7 Profit/(Loss) before tax (5-6)</b>	<b>-1.03</b>	<b>-3.88</b>	<b>-0.98</b>	<b>-4.91</b>	<b>-4.86</b>	<b>-9.49</b>
<b>8 Tax Expense</b>						
(a) Current tax	0.00	0.00	0.00	0.00	0.00	0.00
(b) Deferred tax	0.00	0.00	0.00	0.00	0.00	0.00
<b>Total Tax Expenses</b>	<b>0.00</b>	<b>0.00</b>	<b>0.00</b>	<b>0.00</b>	<b>0.00</b>	<b>0.00</b>
<b>9 Profit / (Loss) for the period from continuing operations (7-8)</b>	<b>-1.03</b>	<b>-3.88</b>	<b>-0.98</b>	<b>-4.91</b>	<b>-4.86</b>	<b>-9.49</b>
10 Profit (Loss) from discontinuing operations	0.00	0.00	0.00	0.00	0.00	0.00
11 Tax Expense of discontinuing operations	0.00	0.00	0.00	0.00	0.00	0.00
<b>12 Profit (Loss) from discontinuing operations (after tax)(10+11)</b>	<b>0.00</b>	<b>0.00</b>	<b>0.00</b>	<b>0.00</b>	<b>0.00</b>	<b>0.00</b>
<b>13 Other Comprehensive Income</b>						
<b>A(i) Items that will not be reclassified to profit or loss</b>	0.00	0.00	0.00	0.00	0.00	0.00
<b>(ii) Income tax relating to items that will not be reclassified to profit or loss</b>	0.00	0.00	0.00	0.00	0.00	0.00
<b>B (i) Items that will be reclassified to profit or loss</b>	0.00	0.00	0.00	0.00	0.00	0.00
<b>ii) Income tax relating to items that will be reclassified to profit or loss</b>	0.00	0.00	0.00	0.00	0.00	0.00
<b>Other Comprehensive Income for the period</b>	<b>0.00</b>	<b>0.00</b>	<b>0.00</b>	<b>0.00</b>	<b>0.00</b>	<b>0.00</b>
<b>14 Total Comprehensive Income for the period</b>	<b>-1.03</b>	<b>-3.88</b>	<b>-0.98</b>	<b>-4.91</b>	<b>-4.86</b>	<b>-9.49</b>
15 Paid-up equity share capital (Face value of Rs 10/- each)	301.88	301.88	301.88	301.88	301.88	301.88
16 Other Equity	-	-	-	894.72	904.26	899.62
<b>17 Earnings Per Share (before exceptional items) (not annualised):</b>						
(a) Basic	-0.03	-0.13	-0.03	-0.16	-0.16	-0.31
(b) Diluted	-0.03	-0.13	-0.03	-0.16	-0.16	-0.31
<b>18 Earnings Per Share (after exceptional items) (not annualised):</b>						
(a) Basic	-0.03	-0.13	-0.03	-0.16	-0.16	-0.31
(b) Diluted	-0.03	-0.13	-0.03	-0.16	-0.16	-0.31


**Notes:**

1. The above standalone financial results have been reviewed by the Audit Committee and approved by the Board of Directors in their meeting held on November 13, 2021. The Limited Review under Regulation 33 of the SEBI (Listing Obligations and Disclosure Requirements) Regulations, 2015 has been carried out by the statutory auditors. The Limited Review Report does not contain any observation which could have an impact on the results for the quarter ended September 30, 2021.

2. Company currently operates in trading of steel and chemical activities.

3) Previous period's figures have been regrouped/rearranged wherever necessary to confirm to the current period's classification.

Date : 13/11/2021  
Place : Ahmedabad



For, ASHNISHA INDUSTRIES LIMITED

*Ashok C. Shah*  
ASHOK C. SHAH  
MANAGING DIRECTOR  
DIN : 02467830

<b>ASHNISHA INDUSTRIES LIMITED</b>		
<b>STATEMENT OF STANDALONE UNAUDITED ASSETS AND LIABILITIES</b>		
(Rs.in Lacs)		
Particulars	As at 30/09/2021	As at 31/03/2021
<b>A</b>	<b>ASSETS</b>	
<b>1</b>	<b>Non-current Assets</b>	
(a)	Property , Plant and Equipment	2.07
(b)	Other Intangible assets	-
(c)	Capital work in progress	-
(d)	Intangible assets under development	-
(e)	<b>Financial Assets :</b>	
(i)	Investments	421.73
(ii)	Deferred tax assets (Net)	-
(iii)	Loans	-
(f)	Other non-current assets	-
	<b>Sub-total - Non-current Assets</b>	<b>423.80</b>
<b>2</b>	<b>Current Assets</b>	
(a)	Inventories	-
(b)	<b>Financial Assets :</b>	
(i)	Investments	-
(ii)	Trade Receivables	463.06
(iii)	Cash and Cash Equivalents	5.65
(iv)	Loans	626.70
(c)	Other current assets	4.01
	<b>Sub-total - Current Assets</b>	<b>1,099.41</b>
	<b>TOTAL - ASSETS</b>	<b>1,523.21</b>
<b>B</b>	<b>EQUITY AND LIABILITIES</b>	
	<b>Shareholders' Funds</b>	
(a)	Share Capital	301.88
(b)	Other Equity	894.72
	<b>Sub-total - Equity</b>	<b>1,196.60</b>
<b>1</b>	<b>Liabilities</b>	
	<b>Non-current Liabilities</b>	
(a)	<b>Financial Liabilities :</b>	
(i)	Borrowings	165.56
(b)	Deferred Tax Liabilities (Net)	-
(c)	Provisions	-
(d)	Other Non - Current Liabilities	-
	<b>Sub-total - Non-current liabilities</b>	<b>165.56</b>
<b>2</b>	<b>Current Liabilities</b>	
(a)	<b>Financial Liabilities :</b>	
(i)	Borrowings	24.25
(ii)	Trade Payables	130.78
(iii)	Other Financial Liabilities	0.00
(b)	Provisions	0.95
(c)	Other Current Liabilities	5.07
	<b>Sub-total - Current Liabilities</b>	<b>161.05</b>
	<b>TOTAL - EQUITY AND LIABILITIES</b>	<b>1,523.21</b>



**ASHNISHA INDUSTRIES LIMITED****Cashflow Statement**

(Rs.in Lacs)

Particulars	01-04-2021 to 30-09-2021	01-04-2020 to 30-09-2020
<b>A Cash flow from Operating Activities</b>		
Net Profit Before Tax	(4.91)	(4.86)
Adjustments for:		
Add Depreciation	0.52	0.52
Less Dividend Income	-	-
Add Interest Expense	-	-
Less Short Term Capital Gain (Mutual Fund)	-	-
<b>Operating Profit / (Loss) before Working Capital Changes</b>	<b>(4.39)</b>	<b>(4.34)</b>
Adjustments for:		
Increase/(Decrease) in Trade Payables	(0.96)	(31.55)
Increase/(Decrease) in Other Current Liabilities	5.06	(49.73)
Increase/(Decrease) in Provisions	0.10	-
(Increase)/Decrease in Trade Receivables	261.80	111.63
(Increase)/Decrease in short term loans & advances	(300.46)	(20.32)
Increase/(Decrease) in Borrowing	16.25	(0.90)
(Increase)/Decrease in inventories	-	-
(Increase)/Decrease in other current assets	-	(0.02)
<b>Cashflow generated from Operating Activities</b>	<b>(22.60)</b>	<b>4.78</b>
Income Tax Paid ( Net of Refund)		
<b>Net Cashflow generated from Operating Activities A</b>	<b>(22.60)</b>	<b>4.78</b>
<b>B Cash flow from Investment Activities</b>		
Purchase of Property , Plant and Equipment	-	-
Sale of Property , Plant and Equipment	-	-
Sale of Investments	-	-
Purchase of Investments	-	-
Share Application Money Received Back	-	-
Dividend Income	-	-
<b>Net Cashflow generated from Investments Activities B</b>	<b>-</b>	<b>-</b>
<b>C Cash flow from Financiing Activities</b>		
(Increase)/Decrease in other non-current assets	-	-
(Increase) /Decrease in Long term Loans & Advances (Assets)	-	-
Increase /(Decrease) in Borrowings (Liabilities)	-	-
<b>Net Cashflow generated from Financing Activities C</b>	<b>-</b>	<b>-</b>
<b>Net Change in Cash &amp; Cash Equivalentents (A+B+C)</b>	<b>(22.60)</b>	<b>4.78</b>
Opening Cash & Cash Equivalentents	28.25	3.02
<b>Closing Cash &amp; Cash Equivalentents</b>	<b>5.65</b>	<b>7.80</b>



## ASHNISHA INDUSTRIES LIMITED

### Unaudited Segment - Wise Revenue , Results and Capital Employed

( Rs.In Lacs)

Particulars	Quarter Ended			Six Month Ended		Year Ended
	30/09/2021	30/06/2021	30/09/2020	30/09/2021	30/09/2020	31/03/2021
	Unaudited	Unaudited	Unaudited	Unaudited	Unaudited	Audited
<b>1. Segment Revenue</b>						
(a) Steel Trading	0.00	0.00	0.00	0.00	0.00	0.00
(b) Trading of Goods	0.00	0.00	0.00	0.00	0.00	0.00
(c) Others	0.00	0.00	0.00	0.00	0.00	0.00
<b>Total</b>						
<b>Less: Inter Segment Revenue</b>						
<b>Net sales/Income From Operations</b>	<b>0.00</b>	<b>0.00</b>	<b>0.00</b>	<b>0.00</b>	<b>0.00</b>	<b>0.00</b>
<b>2. Segment Results</b>						
(a) Steel Trading	0.00	0.00	0.00	0.00	0.00	0.00
(b) Trading of Goods	0.00	0.00	0.00	0.00	0.00	0.00
(c) Others	0.00	0.00	0.00	0.00	0.00	0.00
<b>Total</b>						
Less: (i) Other Un-allocable Expenditure net off	-1.03	-3.88	-0.98	-4.91	-4.86	-9.49
<b>Total Profit Before Tax</b>	<b>-1.03</b>	<b>-3.88</b>	<b>-0.98</b>	<b>-4.91</b>	<b>-4.86</b>	<b>-9.49</b>
<b>3. Capital Employed</b> (Segment assets - Segment Liabilities)						
(a) Steel Operation	306.91	515.11	617.71	306.91	617.71	574.71
(b) Trading of Goods	6.00	0.00	0.00	6.00	0.00	0.00
(c) Other Unallocable	883.69	682.52	588.42	883.69	588.42	626.79
<b>Total</b>	<b>1196.60</b>	<b>1197.62</b>	<b>1206.13</b>	<b>1196.60</b>	<b>1206.13</b>	<b>1201.50</b>





**UDIN: 21163940AAAAXR3821**

**Independent Auditor's Review Report on Standalone Unaudited Quarterly Financial Results and Year to Date Results of the Company Pursuant to the Regulation 33 of the SEBI (Listing Obligations and Disclosure Requirements) Regulations, 2015 (as amended)**

To  
The Board of Directors,  
**Ashnisha Industries Limited**

We have reviewed the accompanying statement of unaudited financial results of Ashnisha Industries Limited for the quarter ended 30.09.2021 attached herewith, being submitted by the Company pursuant to the requirements of the Regulation 33 of the SEBI (Listing Obligations and Disclosures Requirements) Regulations, 2015, as amended.

This statement is the responsibility of the Company's Management and has been approved by the Board of Directors/ Committee of Board of Directors. Our responsibility is to issue a report on these financial statements based on our review.

We conducted our review in accordance with the Standard on Review Engagement (SRE) 2410, "Review of Interim Financial information performed by the Independent Auditor of the Entity issued by the Institute of Chartered Accountants of India. This standard requires that we plan and perform the review to obtain moderate assurance as to whether the financial statements are free of material misstatement. A review is limited primarily to inquiries of company personnel and analytical procedures applied to financial data and thus provide less assurance than an audit. We have not performed an audit and accordingly, we do not express an audit opinion.

Based on our review conducted as above, nothing has come to our attention that causes us to believe that the accompanying statement of unaudited financial results prepared in accordance with applicable accounting standards and other recognized accounting practices and policies has not disclosed the information required to be disclosed in terms of Regulation 33 of the SEBI (Listing Obligations and Disclosure Requirements) Regulations, 2015 including the manner in which it is to be disclosed, or that it contains any material misstatement.



For, G M C A & CO.  
Chartered Accountants  
FRN: 109850W

*M. S. Patel*  
CA. Mitt S. Patel  
Partner  
Membership No: 163940

Place: Ahmedabad  
Date: 13<sup>th</sup> November, 2021

## ASHNISHA INDUSTRIES LIMITED

Registered Office: 7th Floor, Ashoka Chambers, Opp. HCG Hospital, Mithakhali Six Roads, Ahmedabad 380 006.

CIN : L74110GJ2009PLC057629


### STATEMENT OF CONSOLIDATED UNAUDITED FINANCIAL RESULTS FOR THE QUARTER ENDED SEPTEMBER 30, 2021.

(Rs. in Lacs except per share data)

Particulars	Quarter Ended			Six Month Ended		Year Ended
	30/09/2021	30/06/2021	30/09/2020	30/09/2021	30/09/2020	31/03/2021
	Unaudited	Unaudited	Unaudited	Unaudited	Unaudited	Audited
<b>1 Income from Operations</b>						
(a) Revenue from operations	196.00	149.05	143.49	345.05	244.71	1016.42
(b) Other Income	0.00	0.00	0.00	0.00	0.00	63.67
<b>Total Income</b>	<b>196.00</b>	<b>149.05</b>	<b>143.49</b>	<b>345.05</b>	<b>244.71</b>	<b>1080.09</b>
<b>2 Expenses</b>						
(a) Cost of Materials consumed	0.00	0.00	0.00	0.00	0.00	0.00
(b) Purchase of stock-in-trade	186.23	142.54	0.00	328.77	162.68	541.86
(c) Increase/Decrease in inventories of FG, WIP and stock-in-trade	0.00	0.00	0.00	0.00	-45.32	257.34
(d) Employee benefits expense	1.22	0.30	0.30	1.52	0.60	7.54
(e) Finance Cost	0.04	0.00	0.98	0.04	1.05	9.95
(f) Depreciation and amortisation expense	21.64	22.48	78.84	44.12	156.36	169.60
(g) Other expenses	2.93	8.71	2.03	11.65	6.10	165.04
<b>Total Expenses</b>	<b>212.06</b>	<b>174.03</b>	<b>82.16</b>	<b>386.09</b>	<b>281.47</b>	<b>1151.32</b>
<b>3 Profit/(loss) before exceptional items and tax (1-2)</b>	<b>-16.06</b>	<b>-24.98</b>	<b>61.34</b>	<b>-41.04</b>	<b>-36.75</b>	<b>-71.23</b>
4 Exceptional Items	0.00	0.00	0.00	0.00	0.00	0.00
<b>5 Profit/(Loss) before Extraordinary Items (3-4)</b>	<b>-16.06</b>	<b>-24.98</b>	<b>61.34</b>	<b>-41.04</b>	<b>-36.75</b>	<b>-71.23</b>
6 Extraordinary Items	0.00	0.00	0.00	0.00	0.00	0.00
<b>7 Profit/(Loss) before tax (5-6)</b>	<b>-16.06</b>	<b>-24.98</b>	<b>61.34</b>	<b>-41.04</b>	<b>-36.75</b>	<b>-71.23</b>
<b>8 Tax Expense</b>						
(a) Current tax	0.00	0.00	0.00	0.00	0.00	0.00
(b) Deferred tax	0.00	0.00	0.00	0.00	0.00	-2.29
<b>Total Tax Expenses</b>	<b>0.00</b>	<b>0.00</b>	<b>0.00</b>	<b>0.00</b>	<b>0.00</b>	<b>-2.29</b>
<b>9 Profit / (Loss) for the period from continuing operations (5-7)</b>	<b>-16.06</b>	<b>-24.98</b>	<b>61.34</b>	<b>-41.04</b>	<b>-36.75</b>	<b>-68.94</b>
10 Profit (Loss) from discontinuing operations	0.00	0.00	0.00	0.00	0.00	0.00
11 Tax Expense of discontinuing operations	0.00	0.00	0.00	0.00	0.00	0.00
<b>12 Profit (Loss) from discontinuing operations (after tax)(8-10)</b>	<b>0.00</b>	<b>0.00</b>	<b>0.00</b>	<b>0.00</b>	<b>0.00</b>	<b>0.00</b>
13 Share of Profit/(Loss) of associates*	0.00	0.00	0.00	0.00	0.00	0.00
14 Minority Interest*	0.00	0.00	0.00	0.00	0.00	0.00
<b>15 Other Comprehensive Income</b>						
A(i) Items that will not be reclassified to profit or loss	0.00	0.00	0.00	0.00	0.00	0.00
(ii) Income tax relating to items that will not be reclassified to profit or loss	0.00	0.00	0.00	0.00	0.00	0.00
B (i) Items that will be reclassified to profit or loss	0.00	0.00	0.00	0.00	0.00	0.00
ii) Income tax relating to items that will be reclassified to profit or loss	0.00	0.00	0.00	0.00	0.00	0.00
<b>Other Comprehensive Income for the period</b>	<b>0.00</b>	<b>0.00</b>	<b>0.00</b>	<b>0.00</b>	<b>0.00</b>	<b>0.00</b>
<b>16 Total Comprehensive Income for the period</b>	<b>-16.06</b>	<b>-24.98</b>	<b>61.34</b>	<b>-41.04</b>	<b>-36.75</b>	<b>-68.94</b>
<b>17 Total Comprehensive Income attributable to :</b>						
Share of Profit / ( Loss) of associates *	0.00	0.00	0.00	0.00	0.00	0.00
Minority Interest *	0.00	0.00	0.00	0.00	0.00	0.00
18 Paid-up equity share capital (Face value of rs. 10/- each)	301.88	301.88	301.88	301.88	301.88	301.88
19 Other Equity	-	-	-	4074.93	4184.91	4115.97
<b>20 Earnings Per Share (before exceptional items) (not annualised):</b>						
(a) Basic	-0.53	-0.83	2.03	-1.36	-1.22	-2.28
(b) Diluted	-0.53	-0.83	2.03	-1.36	-1.22	-2.28
<b>21 Earnings Per Share (after exceptional items) (not annualised):</b>						
(a) Basic	-0.53	-0.83	2.03	-1.36	-1.22	-2.28
(b) Diluted	-0.53	-0.83	2.03	-1.36	-1.22	-2.28

**Notes:**  
1. The above consolidated financial results have been reviewed by the Audit Committee and approved by the Board of Directors in their meeting held on November, 13, 2021. The Limited Review under Regulation 33 of the SEBI (Listing Obligations and Disclosure Requirements) Regulations, 2015 has been carried out by the statutory auditors. The Limited Review Report does not contain any observation which could have an impact on the results for the quarter ended September 30, 2021.


Date : 13/11/2021  
Place : Ahmedabad



For, ASHNISHA INDUSTRIES LIMITED

*Ashok C. Shah*  
ASHOK C. SHAH  
MANAGING DIRECTOR  
DIN : 02467830

<b>ASHNISHA INDUSTRIES LIMITED</b>			
<b>STATEMENT OF CONSOLIDATED UNAUDITED ASSETS AND LIABILITIES</b>			
(Rs.in Lacs)			
Particulars	As at 30/09/2021	As at 31/03/2021	
<b>A</b>	<b>ASSETS</b>		
<b>1</b>	<b>Non-current Assets</b>		
(a)	Property , Plant and Equipment	11.45	13.70
(b)	Other Intangible assets	662.67	737.67
(c)	Goodwill	590.98	590.98
(d)	Capital work in progress	-	-
(e)	Intangible assets under development	-	-
(f)	<b>Financial Assets :</b>		
(i)	Investments	400.51	400.51
(ii)	Deferred tax assets (Net)	117.04	117.04
(iii)	Loans	2,415.92	1,932.73
(f)	Other non-current assets	662.83	133.15
	<b>Sub-total - Non-current Assets</b>	<b>4,861.41</b>	<b>3,925.80</b>
<b>2</b>	<b>Current Assets</b>		
(a)	Inventories	140.26	140.26
(b)	<b>Financial Assets :</b>		
(i)	Investments		
(ii)	Trade Receivables	616.75	863.49
(iii)	Cash and Cash Equivalents	7.72	1,482.40
(iv)	Loans	626.70	751.21
(c)	Other current assets	484.53	81.75
	<b>Sub-total - Current Assets</b>	<b>1,875.95</b>	<b>3,319.12</b>
	<b>TOTAL - ASSETS</b>	<b>6,737.36</b>	<b>7,244.91</b>
<b>B</b>	<b>EQUITY AND LIABILITIES</b>		
	<b>Shareholders' Funds</b>		
(a)	Share Capital	301.88	301.88
(b)	Other Equity	4,074.93	4,115.97
(C)	Non Controlling Interest	1,551.94	1,579.40
	<b>Sub-total - Shareholders' Funds</b>	<b>5,928.75</b>	<b>5,997.24</b>
<b>1</b>	<b>Liabilities</b>		
	<b>Non-current Liabilities</b>		
(a)	<b>Financial Liabilities :</b>		
(i)	Borrowings	165.56	165.56
(b)	Deferred Tax Liabilities (Net)	-	-
(c)	Provisions	-	-
(d)	Other Non Current Liabilities	-	-
	<b>Sub-total - Non-current liabilities</b>	<b>165.56</b>	<b>165.56</b>
<b>2</b>	<b>Current Liabilities</b>		
(a)	<b>Financial Liabilities :</b>		
(i)	Borrowings	24.25	152.20
(ii)	Trade Payables	466.08	900.03
(iii)	Other Current Liabilities	133.75	29.03
(b)	Current Tax Liabilities ( Net )	0.00	0.00
(c)	Provisions	18.98	0.85
	<b>Sub-total - Current Liabilities</b>	<b>643.06</b>	<b>1,082.11</b>
	<b>TOTAL - EQUITY AND LIABILITIES</b>	<b>6,737.36</b>	<b>7,244.91</b>



c - 5.



**ASHNISHA INDUSTRIES LIMITED****Cashflow Statement**

Particulars	01-04-2021 to 30-09-2021	01-04-2020 to 30-09-2020
<b>A Cash flow from Operating Activities</b>		
Net Profit Before Tax	(41.04)	(36.75)
Adjustments for:		
Add Depreciation	44.12	156.36
Less Dividend Income	-	-
Add Interest Expense	0.04	1.05
<b>Operating Profit / (Loss) before Working Capital Changes</b>	<b>3.12</b>	<b>120.65</b>
Adjustments for:		
Increase/(Decrease) in Trade Payables	(433.95)	(31.69)
Increase/(Decrease) in Other Current Liabilities	104.72	412.21
Increase/(Decrease) in Provisions	18.13	0.78
(Increase)/Decrease in Trade Receivables	246.74	111.79
(Increase)/Decrease in short term loans & advances	124.51	73.55
Increase/(Decrease) in Borrowing	(127.95)	(3.41)
(Increase)/Decrease in inventories		(79.76)
(Increase)/Decrease in other current assets	(402.78)	(0.02)
<b>Cashflow generated from Operating Activities</b>	<b>(467.45)</b>	<b>604.12</b>
Income Tax Paid ( Net of Refund)		-
<b>Net Cashflow generated from Operating Activities A</b>	<b>(467.45)</b>	<b>604.12</b>
<b>B Cash flow from Investment Activities</b>		
Purchase of Property , Plant and Equipment	33.13	-
Sale of Property , Plant and Equipment	-	-
Non Controlling Interest	(27.46)	-
Consolidation Adjustments	-	94.16
<b>Net Cashflow generated from Investments Activities B</b>	<b>5.67</b>	<b>94.16</b>
<b>C Cash flow from Financing Activities</b>		
Interest Expenses	(0.04)	(1.05)
(Increase)/Decrease in other non-current assets	(529.68)	-
(Increase) /Decrease in Long term Loans & Advances (Assets)	(483.19)	(1,121.54)
Increase /(Decrease) in Borrowings (Liabilities)		-
<b>Net Cashflow generated from Financing Activities C</b>	<b>(1,012.90)</b>	<b>(1,122.59)</b>
<b>Net Change in Cash &amp; Cash Equivalentents (A+B+C)</b>	<b>(1,474.69)</b>	<b>(424.31)</b>
Opening Cash & Cash Equivalentents	1,482.40	455.07
<b>Closing Cash &amp; Cash Equivalentents</b>	<b>7.72</b>	<b>30.76</b>




c-5-

## ASHNISHA INDUSTRIES LIMITED

### Unaudited Consolidated Segment - Wise Revenue , Results and Capital Employed

( Rs.In Lacs)

Particulars	Quarter Ended			Six Month Ended		Year Ended
	30/09/2021	30/06/2021	30/09/2020	30/09/2021	30/09/2020	31/03/2021
	Unaudited	Unaudited	Unaudited	Unaudited	Unaudited	Audited
<b>1. Segment Revenue</b>						
(a) Steel Trading	0.00	0.00	0.00	0.00	0.00	0.00
(b) Trading of Software, Electronic and IT Product.	196.00	149.05	143.49	345.05	244.71	1016.42
(c) Trading of Goods	0.00	0.00	0.00	0.00	0.00	0.00
(d) Others	0.00	0.00	0.00	0.00	0.00	0.00
<b>Total</b>						
<b>Less: Inter Segment Revenue</b>						
<b>Net sales/Income From Operations</b>	<b>196.00</b>	<b>149.05</b>	<b>143.49</b>	<b>345.05</b>	<b>244.71</b>	<b>1016.42</b>
<b>2. Segment Results</b>						
(a) Steel Trading	0.00	0.00	0.00	0.00	0.00	0.00
(b) Trading of Software, Electronic and IT Product.	9.77	6.51	143.49	16.28	127.35	217.22
(c) Trading of Goods	0.00	0.00	0.00	0.00	0.00	0.00
(d) Others	0.00	0.00	0.00	0.00	0.00	63.67
<b>Total</b>						
<b>Less: (i) Other Un-allocable Expenditure net off</b>	<b>-25.83</b>	<b>-31.49</b>	<b>-82.15</b>	<b>-57.32</b>	<b>-164.10</b>	<b>-352.12</b>
<b>Total Profit Before Tax</b>	<b>-16.06</b>	<b>-24.98</b>	<b>61.34</b>	<b>-41.04</b>	<b>-36.75</b>	<b>-71.23</b>
<b>3. Capital Employed</b> (Segment assets - Segment Liabilities)						
(a) Steel Operation	306.91	515.11	617.41	306.91	617.41	574.71
(b) Trading of Software, Electronic and IT Product.	153.69	125.30	71.94	153.69	71.94	230.37
(c) Trading of Goods	6.00	0.00	0.00	6.00	0.00	0.00
(d) Other Unallocable	3910.21	3752.46	3760.66	3910.21	3760.66	3612.77
<b>Total</b>	<b>4376.81</b>	<b>4392.87</b>	<b>4450.01</b>	<b>4376.81</b>	<b>4450.01</b>	<b>4417.85</b>



c. S -



**GMCA & Co.**  
Chartered Accountants

**UDIN: 21163940AAAAXQ6455**

**Independent Auditor's Review Report on Consolidated Unaudited Quarterly Financial Results and Year to Date Results of the Company Pursuant to the Regulation 33 of the SEBI (Listing Obligations and Disclosure Requirements) Regulations, 2015 (as amended)**

To  
The Board of Directors,  
Ashnisha Industries Limited

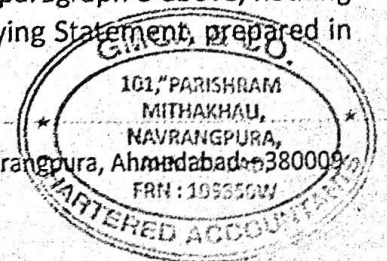
We have reviewed the accompanying statement of unaudited consolidated financial results (the 'Statement') of Ashnisha Industries Limited (the 'Holding Company') and its subsidiaries (the Holding Company and its subsidiaries together referred to as the 'Group') for the quarter ended 30 September 2021 and the consolidated year to date results for the period 1 April 2021 to 30 September 2021, being submitted by the Holding Company pursuant to the requirements of Regulation 33 of the SEBI (Listing Obligations and Disclosure Requirements) Regulations, 2015 (as amended), including relevant circulars issued by the SEBI from time to time.

This Statement, which is the responsibility of the Holding Company's management and approved by the Holding Company's Board of Directors, has been prepared in accordance with the recognition and measurement principles laid down in Indian Accounting Standard 34, interim Financial Reporting ('Ind AS 34'). Prescribed under section 133 of the Companies Act, 2013 ('the Act'), SEBI Circular CIRICFD/FAC/62/2016 dated 5 July 2016 (hereinafter referred to as 'the SEBI Circular'), and other accounting principles generally accepted in India. Our responsibility is to express a conclusion on the Statement based on our review.

We conducted our review of the Statement in accordance with the Standard on Review Engagements (SRE) 2410, Review of Interim Financial Information Performed by the Independent Auditor of the Entity, issued by the Institute of Chartered Accountants of India. A review of interim financial information consists of making inquiries, primarily of persons responsible for financial and accounting matters and applying analytical and other review procedures. A review is substantially less in scope than an audit conducted in accordance with the Standards on Auditing specified under section 143(10) of the Act, and consequently, does not enable us to obtain assurance that we would become aware of all significant matters that might be identified in an audit. Accordingly, we do not express an audit opinion.

We also performed procedures in accordance with the SEBI Circular CIR/CFD/CMD1/44/2019 dated 29 March 2019 issued by the SEBI under Regulation 33 (8) of the SEBI (Listing Obligations and Disclosure Requirements) Regulations, 2015 (as amended), to the extent applicable.

Based on our review conducted and procedures performed as stated in paragraph 3 above, nothing has come to our attention that causes us to believe that the accompanying Statement, prepared in





# G M C A & Co.

Chartered Accountants


accordance with recognition and measurement principles laid down in Ind AS 34, prescribed under Section 133 of the Act, the SEBI Circular and other accounting principles generally accepted in India, has not disclosed the information required to be disclosed in accordance with the requirements of Regulation 33 of the SEBI (Listing Obligations and Disclosure Requirements) Regulations, 2015 (as amended), including the manner in which it is to be disclosed, or that it contains any material misstatement.

The Statement includes the interim financial information of EZI Ventures Private Limited (The Subsidiary Company), which have been reviewed / audited by their auditors, and have been furnished to us by the Holding Company's management. Our Conclusion on the Statement, and our report in terms of Regulation 33 of the SEBI (Listing Obligations and Disclosure Requirements) Regulations, 2015 (as amended), read with SEBI Circular, in so far as it relates to the aforesaid subsidiaries are based solely on such interim financial information.

Our conclusion is not modified in respect of this matter.



For, G M C A & CO.  
Chartered Accountants  
FRN: 109850W

  
CA. Mitt S. Patel  
Partner  
Membership No: 163940

Place: Ahmedabad  
Date: 13<sup>th</sup> November, 2021