

**SHIVANSH FINSERVE LIMITED**  
(FORMERELY KNOWN AS MANSAROVAR FINANCIAL SERVICES LIMITED)

CIN:- L51100GJ1984PLC082579

**DATE: November 14, 2020**

To  
BSE Limited  
Phiroze Jeejeebhoy Towers,  
Dalal Street, Mumbai – 400 001  
-----

**Scrip Code: 539593**

**SUB: UNAUDITED FINANCIAL RESULTS FOR QUARTER ENDED SEPTEMBER 30, 2020**

Dear Sir,

We are to inform you that a Meeting of Board of Directors of the Company was convened today i.e. November 14, 2020 (Commenced at 4:30 P.M. and Concluded at: 5:00 P.M.), wherein the Financial Results (IND AS) for the quarter ended September 30, 2020 were considered and approved.

Accordingly, we are sending herewith copy of Financial Results (IND AS) along with copy of Review Report given by the Statutory Auditors of the Company for the quarter ended September 30, 2020.

Moreover, this is informing you that, the Company has received letter from statutory Auditors of the Company for conversion of their firm into LLP. The same is attached herewith.

Kindly take the same on your record.

Thanking you,

Yours faithfully,

**FOR, SHIVANSH FINSERVE LIMITED**



**DIRCTOR  
JIGNESH SHAH  
DIN: 02112343**

Encl: as above

**SHIVANSH FINSERVE LIMITED**  
**CIN-L55101UP1974PLC003938**

**Regd. & Corporate Office:- 22 Frist Floor, Harsidhh Complex, Opp Kalupur Commercial Bank , Income Tax, Ashram Road, Ahmedabad – 380009.**  
**Contact No :- 7927540337 , Email on: - shivanshfinserve@gmail.com, website: - www.shivanshfinserve.com**

**STATEMENT OF UNAUDITED FINANCIAL RESULTS FOR THE QUARTER AND HALF YEAR ENDED SEPTEMBER 30, 2020**

(Rs. in lakhs except EPS)


|             | Particulars   | Quarter Ended |               |                | Half Year Ended |               | Year Ended    |
|-------------|---|---------------|---------------|----------------|-----------------|---------------|---------------|
|             |   | 30-09-2020    | 30-06-2020    | 30-09-2019     | 30-09-2020      | 30-09-2019    | 31-03-2020    |
|             |   | (Unaudited)   | (Unaudited)   | (Unaudited)    | (Unaudited)     | (Unaudited)   | (Audited)     |
| <b>I</b>    | Revenue from Operations   | 85.28         | 46.61         | 109.14         | 131.89          | 471.37        | 509.63        |
| <b>II</b>   | Other Income  | 7.08          | 1.85          | -              | 8.93            | -             | 36.17         |
| <b>III</b>  | <b>Total Income ( I+II)</b>   | <b>92.36</b>  | <b>48.46</b>  | <b>109.14</b>  | <b>140.82</b>   | <b>471.37</b> | <b>545.80</b> |
| <b>IV</b>   | <b>Expenses</b>   |               |               |                |                 |               |               |
|             | a) Cost of materials consumed   | -             | -             | -              | -               | -             | -             |
|             | b) Purchase of stock-in-trade   | 47.21         | 88.93         | 117.14         | 136.14          | 333.63        | 409.07        |
|             | c) Changes in inventories of finished goods, work-in-progress and stock-in-trade      | 33.49         | (45.70)       | (5.68)         | (12.21)         | 89.80         | 46.58         |
|             | d) Employee benefits expense  | 3.75          | 3.61          | 5.30           | 7.36            | 7.49          | 20.73         |
|             | e) Finance costs  | 0.23          | 0.43          | -              | 0.66            | -             | 20.17         |
|             | f) Depreciation and amortisation expenses   | 0.55          | 0.21          | 0.42           | 0.76            | 0.42          | 0.83          |
|             | g) Legal & Professional Expenses  | -             | -             | -              | -               | -             | 23.04         |
|             | h) Other expenses   | 2.75          | 1.36          | (1.16)         | 4.11            | 9.60          | 14.02         |
|             | <b>Total Expenses (IV)</b>  | <b>87.98</b>  | <b>48.84</b>  | <b>116.02</b>  | <b>136.82</b>   | <b>440.94</b> | <b>534.44</b> |
| <b>V</b>    | <b>Profit / (Loss) before exceptional items and tax (III-IV)</b>                      | <b>4.38</b>   | <b>(0.38)</b> | <b>(6.88)</b>  | <b>4.00</b>     | <b>30.43</b>  | <b>11.36</b>  |
| <b>VI</b>   | Exceptional Items   | -             | -             | -              | -               | -             | -             |
| <b>VII</b>  | <b>Profit / (Loss) before tax (V-VI)</b>  | <b>4.38</b>   | <b>(0.38)</b> | <b>(6.88)</b>  | <b>4.00</b>     | <b>30.43</b>  | <b>11.36</b>  |
| <b>VIII</b> | <b>Tax Expense :</b>  |               |               |                |                 |               |               |
|             | 1) Current Tax  | 0.89          | -             | (1.60)         | 0.89            | 8.10          | 3.10          |
|             | 2) Deferred Tax   | 0.12          | (0.00)        | 6.38           | 0.12            | 6.38          | -             |
|             | 3) Short / (Excess) provision of IT of earlier years                                  | -             | -             | -              | -               | -             | 2.48          |
|             | <b>Total tax expenses (VIII)</b>  | <b>1.01</b>   | <b>(0.00)</b> | <b>4.78</b>    | <b>1.01</b>     | <b>14.48</b>  | <b>5.58</b>   |
| <b>IX</b>   | <b>Profit / (Loss) for the period from continuing operations (VII-VIII)</b>           | <b>3.37</b>   | <b>(0.38)</b> | <b>(11.66)</b> | <b>2.99</b>     | <b>15.95</b>  | <b>5.78</b>   |
| <b>X</b>    | <b>Profit / (Loss) from discontinued operations</b>                                   | -             | -             | -              | -               | -             | -             |
| <b>XI</b>   | <b>Tax expense of discontinued operations</b>   | -             | -             | -              | -               | -             | -             |
| <b>XII</b>  | <b>Profit / (Loss) for the period from discontinued operations (after tax) (X-XI)</b> | -             | -             | -              | -               | -             | -             |
| <b>XIII</b> | <b>Profit / (Loss) for the period (IX + XII)</b>                                      | <b>3.37</b>   | <b>(0.38)</b> | <b>(11.66)</b> | <b>2.99</b>     | <b>15.95</b>  | <b>5.78</b>   |
| <b>XIV</b>  | <b>Other Comprehensive Income ( Net of Taxes )</b>                                    |               |               |                |                 |               |               |
|             | a) Items that will not be reclassified to profit or loss                              | -             | -             | -              | -               | -             | -             |
|             | b) Items that will be reclassified to profit or loss                                  | -             | -             | -              | -               | -             | -             |
| <b>XV</b>   | <b>Total Comprehensive Income for the period (XIII+XIV)</b>                           | <b>3.37</b>   | <b>(0.38)</b> | <b>(11.66)</b> | <b>2.99</b>     | <b>15.95</b>  | <b>5.78</b>   |
| <b>XVI</b>  | Paid up Equity Share Capital (Face Value of Rs. 10/- each)                            | 624.00        | 624.00        | 624.00         | 624.00          | 624.00        | 624.00        |
| <b>XVII</b> | <b>Earnings per share</b>   |               |               |                |                 |               |               |
|             | Basic   | 0.05          | (0.01)        | (0.19)         | 0.05            | 0.26          | 0.09          |
|             | Diluted   | 0.05          | (0.01)        | (0.19)         | 0.05            | 0.26          | 0.09          |

Notes:

|   |  |
|---|--|
| 1 | The above Unaudited financial results have been reviewed by the Audit Committee and thereafter approved by the Board of Directors of the Company in their respective meetings held on <b>November 14, 2020</b> . The Statutory Auditors of the company have carried out a limited review of the above Unaudited financial results.   |
| 2 | The Unaudited financial results for the quarter and half year ended September 30,2020 have been prepared in accordance with the Companies (Indian Accounting Standards) Rules, 2015 ( Ind AS) prescribed under section 133 of the Companies Act, 2013 and other recognized accounting practices and policies to the extent applicable.   |
| 3 | The Company operates in a single segment and in line with Ind AS - 108 - "Operating Segments", the operation of the Company fall under only one Business which is considered to be the only reportable business segment.   |
| 4 | <b>Estimation uncertainty relating to Health Pandemic on COVID-19</b> :-The Company has used the principles of prudence in applying judgements, estimates and assumptions including sensitivity analysis and In assessing the recoverability of receivables including unbilled receivables, contract assets and contract costs and certain investments, it has also considered internal and external information upto the date of approval of these unaudited financial results including economic forecasts. The impact of the global health pandemic may be different from that estimated as at the date of approval of these audited financial results and will continue to closely monitor any material changes to future economic conditions. |
| 5 | The figures for the previous period has been regrouped / re-arranged to make them comparable with the current period figures.  |

Place : Ahmedabad  
Date : 14-11-2020

**FOR, SHIVANSH FINSERVE LIMITED**



**DIRCTOR  
JIGNESH SHAH  
DIN: 02112343**

# SHIVANSH FINSERVE LIMITED

## Statement of Assets and Liabilities


(Rs. in lakhs )

| Particulars                               | As at 30th<br>September, 2020<br>(Unaudited) | As at 31st March,<br>2020<br>(Audited) |
|---|--|--|
| <b>A ASSETS</b>                           |  |  |
| <b>1 Non-current assets</b>               |  |  |
| (a) Property, Plant and Equipments        | 16.13  | 5.55                                   |
| (b) Capital work-in-progress              | -  | -                                      |
| (c) Other Intangible Assets               | -  | -                                      |
| (d) Financial Assets                      | -  | -                                      |
| (i) Investments                           | -  | -                                      |
| (ii) Loans                                | -  | -                                      |
| (iii) Other Financial Assets              | -  | -                                      |
| (e) Deferred Tax Assets (Net)             | 4.60   | 4.72                                   |
| (f) Other non-current assets              | -  | 32.10                                  |
| Subtotal - Non-current assets             | 20.73  | 42.37                                  |
| <b>2 Current assets</b>                   |  |  |
| (a) Inventories                           | 240.89                                       | 228.68                                 |
| (b) Financial Assets                      |  |  |
| (i) Investments                           | -  | -                                      |
| (ii) Trade Receivables                    | 135.61                                       | 49.84                                  |
| (iii) Cash and Cash Equivalents           | 72.93  | 230.28                                 |
| (iv) Bank Balances other than (iii) above | 461.69                                       | 353.43                                 |
| (v) Loans                                 | 305.27                                       | 281.14                                 |
| (c) Current Tax Assets (Net)              | 0.38   | 0.60                                   |
| (d) Other current assets                  | 34.46  | 98.65                                  |
| Subtotal - Current assets                 | 1,251.23                                     | 1,242.62                               |
| <b>TOTAL ASSETS</b>                       | <b>1,271.96</b>                              | <b>1,284.99</b>                        |
| <b>B. EQUITY AND LIABILITIES</b>          |  |  |
| <b>1 Equity</b>                           |  |  |
| (a) Share Capital                         | 624.00                                       | 624.00                                 |
| (b) Other Equity                          | 12.63  | 9.64                                   |
| Subtotal - Shareholders' funds            | 636.63                                       | 633.64                                 |
| <b>2 Non Current Liabilities</b>          |  |  |
| (a) Financial Liabilities                 |  |  |
| (i) Borrowings                            | 355.88                                       | 360.88                                 |
| (b) Provisions                            | -  | -                                      |
| (c) Deferred tax liabilities (Net)        | -  | -                                      |
| (d) Other non-current liabilities         | -  | -                                      |
| Subtotal - Non-current liabilities        | 355.88                                       | 360.88                                 |
| <b>3 Current liabilities</b>              |  |  |
| (a) Financial Liabilities                 |  |  |
| (i) Borrowings                            | -  | -                                      |

|  |                 |                 |
|--|-----------------|-----------------|
| (ii) Trade payables  |                 |                 |
| Total outstanding dues of Micro and Small Enterprises            | -               | -               |
| Total outstanding dues of other than Micro and Small Enterprises | 13.79           | 14.36           |
| (iii) Other current financial liabilities                        | -               | -               |
| (b) Other current liabilities                                    | 265.66          | 276.11          |
| (c) Current Provisions   | -               | -               |
| (d) Current Tax Liabilities (Net)                                | -               | -               |
| Subtotal - Current liabilities                                   | 279.45          | 290.47          |
| <b>TOTAL EQUITY AND LIABILITIES</b>                              | <b>1,271.96</b> | <b>1,284.99</b> |

Date: 14.11.2020  
Place: Ahmedabad

**FOR, SHIVANSH FINSERVE LIMITED**



**DIRCTOR**  
**JIGNESH SHAH**  
**DIN: 02112343**

**SHIVANSH FINSERVE LIMITED**  
**Statement of Cash Flow for the year period ended September 30,2020**

(Rs. in lakhs )

| Particulars   | For The Period Ended September 30, 2020<br>(Unaudited) |          | Year ended March 31, 2020<br>(Audited) |         |
|---|--|----------|--|---------|
| <b>A. Cash Flow from Operating Activities</b>   |  |          |  |         |
| <b>Profit \ (Loss) Before Tax</b>   |  | 4.00     |  | 11.36   |
| <b>Adjustments for :</b>  |  |          |  |         |
| Depreciation and Amortisation Expenses  | 0.76   |          | 0.83                                   |         |
| Finance Cost  | 0.66   |          | 20.17                                  |         |
| Interest Received   | (8.93)   |          | (34.48)                                |         |
| Profit / (Loss) from sale of Current Investment   | -  |          | -                                      |         |
| Dividend Income   | -  | (7.51)   | -                                      | (13.48) |
| <b>Operating Profit Before Working Capital Changes</b>                                      |  | -3.51    |  | -2.12   |
| <b>Working Capital Changes</b>  |  |          |  |         |
| <b>Adjustments for</b>  |  |          |  |         |
| (Increase)/Decrease Trade & Other receivables, Other Financial Assets ,Other Current Assets | (157.44)   |          | (249.42)                               |         |
| Increase/ (Decrease) Trade & Other Financial Liability and Current Liability & Provisions   | (11.02)  |          | 266.54                                 |         |
| <b>Net Cash Flow from Operating Activities</b>  |  | (168.46) |  | 17.12   |
|   |  | (171.97) |  | 15.00   |
| <b>B. Cash Flow from Investing Activities</b>   |  |          |  |         |
| Sales\ (Purchase) of Property , Plant & Equipments (Net)                                    | 11.35  |          | -                                      |         |
| Dividend Income   | -  |          | -                                      |         |
| Interest and Other Income   | 8.93   |          | 34.48                                  |         |
| <b>Net Cash Flow (used in) Investing Activities</b>   |  | 20.28    |  | 34.48   |
| <b>C. Cash Flow from Financing Activities</b>   |  |          |  |         |
| Proceeds\ (Repayment) of long term borrowings   | (5.00)   |          | 101.28                                 |         |
| Interest Paid   | (0.66)   |          | (20.17)                                |         |
| <b>Net Cash Flow from / (used in) Financing Activities</b>                                  |  | (5.66)   |  | 81.11   |
| <b>Net increase / (decrease) in cash and cash equivalents</b>                               |  | (157.35) |  | 130.59  |
| <b>Cash and cash equivalent at the beginning of the year</b>                                |  | 230.28   |  | 99.69   |
| <b>Cash and cash equivalent at the end of the year</b>                                      |  | 72.93    |  | 230.28  |

FOR, SHIVANSH FINSERVE LIMITED



**DIRCTOR**  
**JIGNESH SHAH**  
**DIN: 02112343**

Date: 14.11.2020  
Place: Ahmedabad



410, 4th Floor, The Grand Mall, Opp. C.N. Vidhyalay, S.M. Road, Ambawadi, Ahmedabad-380015

Phone: 079-40058744 / 40326773

E-mail: htco.ca@gmail.com • ssshah.ca@gmail.com • cakushalfofaria@gmail.com

**Independent Auditor's Review Report on Unaudited quarterly and year to date financial results of Shivansh Finserve Limited pursuant to the Regulation 33 of the SEBI (Listing Obligations and Disclosure Requirements) Regulations, 2015 (as amended)**

Review Report to the Board of Directors of  
**Shivansh Finserve Limited**

We have reviewed the accompanying statement of unaudited financial results of **Shivansh Finserve Limited** for the quarter ended September 30, 2020 and year to date results for the period from April 1, 2020 to September 30, 2020 ("the Statement") being submitted by the company pursuant to the requirement of Regulation 33 of the SEBI (Listing Obligations and Disclosure Requirements) Regulations, 2015, as amended ("the Regulation"), as modified by Circular No. CIR/CFD/CMD1/44/2019 dated March 29, 2019 ("the Circular").

This Statement, which is the responsibility of the Company's Management and approved by the Board of Directors, has been prepared in accordance with the recognition and measurement principles laid down in Indian Accounting Standard 34 "Interim Financial Reporting" ("Ind AS 34"), prescribed u/s 133 of the Companies Act, 2013, and other accounting principles generally accepted in India and in compliance with Regulation 33 of the Listing Regulations. Our responsibility is to issue a Report on the Statement based on our review.


We conducted our review of the Statement in accordance with the Standard on Review Engagements (SRE) 2410 "Review of Interim Financial Information Performed by the Independent Auditor of the Entity", issued by the Institute of Chartered Accountants of India. This Standard requires that we plan and perform the review to obtain moderate assurance as to whether Statement is free of material misstatement. A review is limited primarily to inquiries of Company personnel and analytical procedures applied to financial data and thus provide less assurance than an audit. We have not performed an audit and accordingly, we do not express an audit opinion.

Based on our review conducted as above, nothing has come to our attention that causes us to believe that the accompanying Statement of unaudited financial results, prepared in accordance with the applicable Indian Accounting Standards (Ind AS) as prescribed u/s 133 of Companies Act, 2013 read with relevant rules issued thereunder and other recognized accounting practices and policies, has not disclosed the information required to be disclosed in terms of the Regulation, read with the Circular, including the manner in which it is to be disclosed or that it contains any material misstatement.



We draw attention to note no. 4 of the unaudited financial results, wherein Impact of COVID -19 Pandemic on the Operations of the company on the current quarter financial results is disclosed. However, the assessment of Impact of COVID-19 is a continuing process, given the uncertainties associated with its nature and duration. The company will continue to monitor any material changes to future economic condition. Our conclusion is not modified in respect of this matter.

For, H S K & CO LLP  
Chartered Accountants  
FRN: 117014W/W100685



CA Sudhir S. Shah  
Partner  
M. No. 115947  
UDIN: 20115947AAAAEU2701



Place: Ahmedabad

Date : 14/11/2020



**H S K & CO LLP**

Chartered Accountants

410, 4th Floor, The Grand Mall, Opp. C.N. Vidhyalay, S.M. Road, Ambawadi, Ahmedabad-380015  
**Phone:** 079-40058744 / 40326773  
**E-mail :** htco.ca@gmail.com • ssshah.ca@gmail.com • cakushalfofaria@gmail.com

To,  
**The Board of Directors,**  
**Shivansh Finserve Limited**  
22, First Floor, Harsidhh Complex,  
Opp. Kalupur Commercial Bank,  
Income Tax, Ashram Road,  
Ahmedabad - 380009

**Sub: Intimation regarding change in constitution of the audit firm**

With reference to the above, we would like to inform you that our firm M/S H S K & CO, Chartered Accountants (FRN: 117014W) has been converted to M/S H S K & CO LLP, Chartered Accountants (FRN: 117014W/W100685) w.e.f. 21<sup>st</sup> September, 2020.

Now from 21<sup>st</sup> September, 2020, the audit of your Company will be handled by M/S H S K & CO LLP, Chartered Accountants.

Kindly note the above change and inform your Financial Institutions/ CDSL/ NSDL/ BSE/ NSE/ ROC/ NHB and other departments wherever necessary.

Assuring our best services all the times.

Thanking You,

**For, H S K & CO LLP**  
**Chartered Accountants**  
**FRN: 117014W/W100685**

**CA Sudhir S. Shah**  
**Partner**  
**M. No: 115947**



Place: Ahmedabad  
Date: 14<sup>th</sup> November, 2020