



ALKALI METALS LIMITED

Plot B-5, Block III, IDA, Uppal, Hyderabad – 500 039, India
CIN: L27109TG1968PLC001196.

+91-40-2344 5961/2344 5962
+91-40-2756 2932/2720 1179
info@alkalimetals.com
www.alkalimetals.com

ANISO9001&14001

COMPANY



Manufacturers of : Sodium Amide, Sodium Alkoxides, Sodium Hydride, Sodium Azide, Tetrazoles, Amino Pyridines, Pyridine Derivatives,
Cyclic Compounds, Fine Chemicals, Intermediates for pharmaceuticals and Active Pharmaceutical Ingredients

AML/Stock Exchanges/20200612

Date: 12th June 2020

To
The Vice President,
Listing Department,
National Stock Exchange of India,
Exchange Plaza, Bandra Kurla Complex,
Bandra (East),
Mumbai-400051
Ph: 022-26598235/36
Fax: 022-26598237/238/347/348
Symbol: ALKALI, Series: EQ

To
The General Manager
Department of Corporate Services,
Bombay Stock Exchange Ltd.,
Phiroze Jeejeebhoy Towers,
Dalal Street,
Mumbai-400001
Ph: 022-22721234
Fax: 022-22723121
Scrip Code: 533029

Dear Sir,

Sub: Outcome of the Board Meeting
Ref: Alkali Metals Ltd.,

In the 247th Meeting of the Board of Directors of the company held on Friday 12th June, 2020 inter alia, has considered and approved the following item:

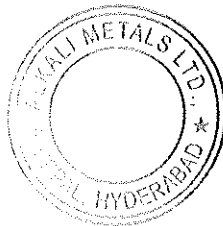
1. The Audited Financial Results of the Company pursuant to Regulation 33 of the SEBI (Listing Obligations and Disclosure Requirements) 2015 for the quarter and financial year ended 31st March 2020. A copy of the same along with Independent Auditor Report and declaration with unmodified opinion on the Audited Financial Results are enclosed.

This is for your information and record.

Thanking You

Yours faithfully,
For Alkali Metals Limited

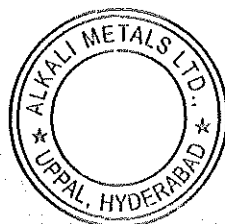
Siddharth Dubey
Company Secretary and Compliance Officer



ALKALI METALS LTD., (An ISO 9001-14001 accredited company)
AUDITED FINANCIAL RESULTS FOR THE QUARTER ENDED 31-03-2020

(Amount ₹ in Lakhs)

Particulars	For the Quarter Ended			Year Ended	
	3 Months ended 31-03-2020	3 Months ended 31-12-2019	3 Months ended 31-03-2019	Year to date figures for the year ended 31-03-2020	Year to date figures for the year ended 31-03-2019
	Audited	Un Audited	Audited	Audited	Audited
1. Revenue from operations	1,154.35	2,086.54	2,101.49	7,084.58	7,155.62
2. Other Income	32.94	2.41	10.90	57.00	39.76
Total Income	1,187.29	2,088.95	2,112.39	7,141.58	7,195.38
3. Expenses					
a. Cost of material consumed	608.19	911.63	1,149.93	3,335.02	3,981.55
b. Change in inventories of finished goods, work in progress & stock in	-125.34	88.56	-180.73	19.88	-555.27
c. Employees benefit expense	275.22	234.51	303.89	976.24	944.01
d. Finance cost	72.85	54.73	66.51	246.53	270.97
e. Depreciation	86.89	88.14	84.28	344.58	341.42
f. Power & Fuel	176.91	194.54	223.21	797.50	834.17
g. Repairs & Maintenance	49.54	44.77	67.20	153.46	163.15
h. Manufacturing Expenses	91.49	117.43	132.20	440.10	434.49
i. R & D Expenditure	23.21	23.07	12.66	87.89	90.95
j. Administrative Expenses	52.31	32.26	40.94	161.11	111.39
k. Marketing Expenses	49.12	104.54	91.38	304.95	258.68
l. Other expenditure	30.38	48.54	31.06	141.17	150.64
Total Expenses	1,390.77	1,942.74	2,022.54	7,008.41	7,026.17
4. Profit/(Loss) from Operations before Exceptional Items and Tax {(1 + 2) - 3}	-203.48	146.20	89.84	133.17	169.21
5. Exceptional items	21.54	0.00	0.00	21.54	0.00
6. Profit/(Loss) from continuing operations before tax (4 - 5)	-225.02	146.20	89.84	111.63	169.21
7. Tax expense - Current Tax (MAT)	-41.85	18.00	19.26	14.35	35.60
- Earlier years	0.29	0.00	0.00	-13.85	0.00
- Mat Credit entitleme	41.85	-18.00	-19.26	-14.35	-35.60
8. Net Profit (+)/ Loss (-) from the continuing operations after tax (6 - 7)	-225.31	146.20	89.84	125.49	169.21
9. Other Comprehensive Income Net of Taxes	-27.06	5.28	18.83	-30.25	18.83
Current Tax (MAT)	0.00	0.00	3.88	0.00	3.88
Entitlement	0.00	0.00	-3.88	0.00	-3.88
10. Total Comprehensive Income (8 + 9)	-252.37	151.48	108.67	95.24	188.05
11. Paid-up equity share capital (Face Value of the Share Rs.10/- each)	1,018.25	1,018.25	1,018.25	1,018.25	1018.25
12. Reserves excluding Revaluation Reserves					
extraordinary items) (of Rs.10/- each(not annualised)					
a) Basic	-2.48	1.49	1.07	0.94	1.85
b) Diluted	-2.48	1.49	1.07	0.94	1.85
14. ii) Earnings per Share (after extraordinary items) (of Rs.10/- each(not annualised)					
a) Basic	-2.48	1.49	1.07	0.94	1.85
b) Diluted	-2.48	1.49	1.07	0.94	1.85



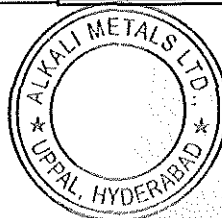
For ALKALI METALS LTD.
AKM
 Managing Director

ALKALI METALS LIMITED

BALANCE SHEET AS AT MARCH 31, 2020

(All figures in ₹ Lakhs)

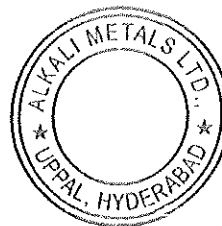
	31-03-2020 (Audited)	31-03-2019 (Audited)
I. ASSETS		
1. NON-CURRENT ASSETS		
a. Property, Plant and Equipment	4,473.58	4,456.30
b. Capital Work-in-progress	214.69	310.76
c. Intangible Assets	12.94	19.40
d. Financial Assets		
i. Other Financial Assets	59.21	60.86
e. Differed tax assets(net)	365.04	350.69
f. Other non current assets	141.19	3.59
	5,266.64	5,201.60
2. CURRENT ASSETS		
a. Inventories	2,133.02	2,263.84
b. Financial Assets		
i. Trade Receivables	637.16	1,074.03
ii. Cash and Cash Equivalents	260.67	7.33
iii. Bank Balances others	25.88	102.69
iv. Other Financial Assets	3.46	13.28
c. Other Current Assets	384.39	435.67
	3,444.58	3,896.84
TOTAL	8,711.22	9,098.44
II. EQUITY AND LIABILITIES		
1. SHAREHOLDERS' FUNDS		
a. Share Capital	1,018.25	1,018.25
b. Other Equity	4,010.22	4,185.05
	5,028.47	5,203.30
2. NON-CURRENT LIABILITIES		
a. Financial Liabilities		
i. Borrowings	200.08	79.51
b. Provisions	32.95	10.93
c. Other Non Current Liabilities	381.19	175.37
	614.22	265.81
3. CURRENT LIABILITIES		
a. Financial Liabilities		
i. Borrowings	1645.54	1,723.22
ii. Trade Payables	1118.02	1,594.18
iii. Other Financial Liabilities	177.61	22.77
b. Other Current Liabilities	71.34	221.34
c. Provisions	40.78	11.45
d. Current tax liabilities	15.24	56.38
	3068.53	3,629.33
TOTAL	8,711.22	9,098.44



For ALKALI METALS LIMITED

Managing Director

	31/03/2020		31/03/2019	
A. CASH FLOWS FROM OPERATING ACTIVITIES				
Net Profit/(Loss) before tax and exceptional items		1,33,17,365		1,69,21,482
Exceptional items - income / (expenditure) *		(21,53,943)		-
Other comprehensive income (net)		(30,25,291)		18,83,398
Total comprehensive income before tax		81,38,130		1,88,04,880
Adjustments for				
Depreciation	3,38,11,714		3,34,94,960	
Amortisation of intangible assets	6,46,754		6,46,756	
Assets written off	21,53,943		-	
Interest income	(6,06,450)		(10,17,757)	
Interest expense	2,46,53,335		2,70,97,451	
		6,06,59,296		6,02,21,410
Operating profit before working capital changes		6,87,97,426		7,90,26,290
(Increase)/decrease in sundry debtors	4,36,87,274		3,35,66,941	
(Increase)/decrease in inventories	1,30,82,417		(5,44,17,148)	
(Increase)/decrease in loans & advances	85,06,397		(39,59,392)	
Increase/(decrease) in current liabilities	(3,93,70,286)		1,43,66,203	
Increase/(decrease) in Provision	22,02,255		53,882	
(Increase)/decrease in Other Financial Assets	1,65,000		(7,26,999)	
		2,82,73,058		(1,11,16,514)
Cash generated from operations		9,70,70,484		6,79,09,776
Income tax paid net of refunds		(41,14,078)		10,98,758
Income tax adjustment relating to previous year		13,85,430		-
Net cash flow from operating activities (A)		9,43,41,835		6,90,08,534
B. CASH FLOW FROM INVESTING ACTIVITIES				
Purchase of fixed assets	(3,79,97,739)		(2,90,78,567)	
Sale proceeds of fixed assets	-		-	
Interest received	6,06,450		10,17,757	
Net cash flow from investing activities (B)		(3,73,91,289)		(2,80,60,810)
C. CASH FLOW FROM FINANCING ACTIVITIES				
Repayment/proceeds of long-term borrowings	1,20,56,976		(4,68,477)	
(Increase)/decrease in working capital borrowings	-		-	
Repayment of interest free sales tax loans	79,86,047		(9,55,340)	
Dividend payment	(2,70,06,218)		(1,22,75,543)	
Interest paid	(2,46,53,335)		(2,70,97,451)	
Net cash flow used in financing activities (C)		(3,16,16,530)		(4,07,96,811)
NET INCREASE IN CASH AND CASH EQUIVALENTS (A+B+C)		2,53,34,017		1,50,912
Cash and cash equivalents as at the beginning of the period		7,33,064		5,82,151
Cash and cash equivalents at end of the period		2,60,67,081		7,33,064
Cash and cash equivalents				
Cash on hand		8,27,645		3,98,861
Balances with banks in current account		2,52,39,435		3,34,203
Total		2,60,67,080		7,33,064



For ALKALI METALS LTD.

Managing Director

1. The above audited financial results as reviewed by the Audit Committee have been approved by the Board of Directors at their meeting held on 12th June, 2020.
2. The audited financial results of the company have been prepared in accordance with Indian Accounting Standards ("Ind As") notified under Section 133 of the Companies Act, 2013('Act') read with Companies (Indian Accounting Standards) Rules, 2015 as amended.
3. Previous year and previous quarter figures have been re-grouped or re-classified wherever necessary.
4. EPS for the quarter and year-to-date was calculated as per Ind AS 33.
5. The figures of last quarter are the balancing figures between audited figures in respect of the full financial year and the published year-to-date figures upto the 3rd quarter of the current financial year
6. The effect of Covid-19 on our Company has already been submitted to Stock Exchanges. It is as follows
The COVID-19 pandemic caused a widespread concern and economic hardship to businesses and communities across the globe. The fast moving and unknown variables hit the business community so hard that the contingency plan(s) too failed to address the slide.
The sudden Imposition of Nationwide Lockdown lead to disruptions in Supply chain, Income generation and availability of Manpower. The combined result was very harsh and had a very significant downward impact. Even in this situation Company paid full salaries to all its employees.

7. SEGMENT REPORTING

As the Company is predominantly engaged in the manufacture and sale of chemicals where the risks and returns associated with the products are uniform, the Company has identified Geographical Segments based on location of customers as reportable segments in accordance with Ind AS - 108.

Geographic Location	₹ Lakhs				
	3 months ended 31-03-2020	3 months ended 31-12-2019	3 months ended 31-03-2019	For the year ended 31-03-2020	For the year ended 31-03-2019
Revenue					
Domestic	622.56	848.92	999.83	3,726.24	4,130.12
Export	531.79	1,237.62	1,101.66	3,358.34	3,025.50
Total	1,154.35	2,086.54	2,101.49	7,084.58	7,155.62
Trade Receivables					
Domestic	236.48	368.48	433.35	236.48	433.35
Export	400.68	894.15	640.68	400.68	640.68
Total	637.16	1,262.63	1,074.03	637.16	1,074.03
Other Disclosures:					
India	8,310.54	8,083.12	8,457.75	8,310.54	8,457.75
Additions to Fixed Assets					
India	123.45	31.43	122.55	376.94	135.23

The Company has no assets outside India other than the Trade Receivables.

Date: 12-06-2020
Place: Hyderabad


Y.S.R. Venkata Rao
Managing Director
DIN: 00345524



INDEPENDENT AUDITORS' CERTIFICATE ON CORPORATE GOVERNANCE

To

**The Members of
Alkali Metals Limited**

1. We, G Nagendrasundram & CO, Chartered Accountants, the Statutory Auditors of Alkali Metals Limited ("the Company"), have examined the compliance of conditions of Corporate Governance by the Company, for the year ended on 31 March 2020, as stipulated in regulations 17 to 27 and clauses (b) to (i) of regulation 46(2) and para C and D of Schedule V of the SEBI (Listing Obligations and Disclosure Requirements) Regulations, 2015 as amended ("SEBI Listing Regulations").

Managements' Responsibility

2. The compliance of conditions of Corporate Governance is the responsibility of the Management. This responsibility includes the design, implementation and maintenance of internal control and procedures to ensure the compliance with the conditions of the Corporate Governance stipulated in the SEBI Listing Regulations.

Auditor's Responsibility


3. Our responsibility is limited to examining the procedures and implementation thereof, adopted by the Company for ensuring compliance with the conditions of the Corporate Governance. It is neither an audit nor an expression of opinion on the financial statements of the Company.
4. We have examined the books of account and other relevant records and documents maintained by the Company for the purposes of providing reasonable assurance on the compliance with Corporate Governance requirements by the Company.
5. We have carried out an examination of the relevant records of the Company in accordance with the Guidance Note on Certification of Corporate Governance issued by the Institute of the Chartered Accountants of India (the ICAI), the Standards on Auditing specified under Section 143(10) of the Companies Act, 2013, in so far as applicable for the purpose of this certificate and as per the Guidance Note on Reports or Certificates for Special Purposes issued by the ICAI which requires that we comply with the ethical requirements of the Code of Ethics issued by the ICAI.
6. We have complied with the relevant applicable requirements of the Standard on Quality Control (SQC) 1, Quality Control for Firms that Perform Audits and Reviews of Historical Financial Information, and Other Assurance and Related Services Engagements.

Opinion

7. Based on our examination of the relevant records and according to the information and explanations provided to us and the representation provided by the Management, we certify that the Company has complied with the conditions of Corporate Governance as stipulated in regulations 17 to 27 and clauses (b) to (i) of regulation 46(2) and para C and D of Schedule V of the SEBI Listing Regulations during the year ended March 31, 2020.
8. We state that such compliance is neither an assurance as to the future viability of the Company nor the efficiency or effectiveness with which the Management has conducted the affairs of the Company.

For G NAGENDRASUNDRAM & CO
Chartered Accountants
(FRN: 005355S)

Bharathi B.N.



B.N. BHARATHI
Partner
M.No. 236639

HYDERABAD
June 12, 2020

UDIN: 20236639AAAAAR6817



ALKALI METALS LIMITED

Plot B-5, Block III, IDA, Uppal, Hyderabad - 500 039, India
CIN: L27109TG1968PLC001196.

+91-40-2344 5961/2344 5962
+91-40-2756 2932/2720 1179
info@alkalimetals.com
www.alkalimetals.com

ANISO9001&I4001

COMPANY



Manufacturers of : Sodium Amide, Sodium Alkoxides, Sodium Hydride, Sodium Azide, Tetrazoles, Amino Pyridines, Pyridine Derivatives,
Cyclic Compounds, Fine Chemicals, Intermediates for pharmaceuticals and Active Pharmaceutical Ingredients

AML/Stock Exchanges/20200612

Date: 12th June 2020

To
The Vice President,
Listing Department,
National Stock Exchange of India,
Exchange Plaza, Bandra Kurla Complex,
Bandra (East),
Mumbai-400051
Ph: 022-26598235/36
Fax: 022-26598237/238/347/348
Symbol: ALKALI, Series: EQ

To
The General Manager
Department of Corporate Services,
Bombay Stock Exchange Ltd.,
Phiroze Jeejeebhoy Towers,
Dalal Street,
Mumbai-400001
Ph: 022-22721234
Fax: 022-22723121
Scrip Code: 533029

Dear Sir,

Sub: Outcome of the Board Meeting
Ref: Alkali Metals Ltd.,

With reference to the above, we hereby declare and confirm that the Audit Reports issued by M/s. G. Nagendrasundram & Co, Chartered Accountants (FRN:005355S), Statutory Auditors of the Company on the annual audited financial statements of the Company pursuant to Regulations 33 of the SEBI (Listing Obligations and Disclosure Requirements) Regulations, 2015 for the Year ended 31st March, 2020 are unmodified.

This is for your information and record.

Thanking You

Yours faithfully,
For Alkali Metals Limited

Siddharth Dubey
Company Secretary and Compliance Officer

