

BHATIA COMMUNICATIONS & RETAIL (INDIA) LIMITED

BHATIA'S[®]
The mobile one stop shop

CIN: L32109GJ2008PLC053336

Regd Off: 132, Dr. Ambedkar Shopping Centre, Ring Road, Surat-395002
Email: info@bhatiamobile.com, Ph: 0261-2349892
Website : www.bhatiamobile.com

Date: 24/01/2020

To
BSE Limited
Phiroze Jeejeebhoy Towers
Dalal Street
Mumbai- 400001

Script ID/ Code : **BHATIA/540956**

Subject: Disclosure of information pursuant to Regulations 30 read with Part A of Schedule III, of SEBI (Listing Obligations and Disclosure Requirements) Regulations, 2015

Dear Sir/Madam,

In compliance with Regulation 30 read with Part A of Schedule III, of SEBI (Listing Obligations and Disclosure Requirements) Regulations, 2015. Kindly find enclosed herewith a copy of Half Yearly Financial Results presentation with respect to the H1 2020 Unaudited Half Yearly Financial results for the year ended 30th September, 2019 of the Company.

Kindly take the above information on record and oblige.

Thanking you.

Yours Faithfully.

For and on behalf of

Bhatia Communications & Retail (India) Limited

Sanjeev Harbanslal Bhatia

Managing Director

DIN: 02063671


Place: Surat

BHATIA COMMUNICATIONS & RETAIL (INDIA) LIMITED

Half Year FY2020 Earnings Presentation



BHATIA'S[®]
The mobile one stop shop



Safe Harbour

This presentation and the accompanying slides (the “Presentation”), which have been prepared by Bhatia Communication & Retail Ltd (the “Company”) solely for information purposes and do not constitute any offer, recommendation or invitation to purchase or subscribe for any securities, and shall not form the basis or be relied on in connection with any contract or binding commitment what so ever. No offering of securities of the Company will be made except by means of a statutory offering document containing detailed information about the Company. This Presentation has been prepared by the Company based on information and data which the Company considers reliable, but the Company makes no representation or warranty, express or implied, whatsoever, and no reliance shall be placed on, the truth, accuracy, completeness, fairness and reasonableness of the contents of this Presentation. This Presentation may not be all inclusive and may not contain all of the information that you may consider material. Any liability in respect of the contents of, or any omission from, this Presentation is expressly excluded. All product names, logos, and brands are property of their respective owners. All company, product and service names used in this presentation are for identification purposes only. Use of these names, logos, and brands does not imply endorsement. Certain matters discussed in this Presentation may contain statements regarding the Company’s market opportunity and business prospects that are individually and collectively forward-looking statements. Such forward-looking statements are not guaranteeing of future performance and are subject to known and unknown risks, uncertainties and assumptions that are difficult to predict. These risks and uncertainties include, but are not limited to, the performance of the Indian economy and of the economies of various international markets, the performance of the industry in India and world-wide, competition, the company’s ability to successfully implement its strategy, the Company’s future levels of growth and expansion, technological implementation, changes and advancements, changes in revenue, income or cash flows, the Company’s market preferences and its exposure to market risks, as well as other risks. The Company’s actual results, levels of activity, performance or achievements could differ materially and adversely from results expressed in or implied by this Presentation. The Company assumes no obligation to update any forward-looking information contained in this Presentation. Any forward-looking statements and projections made by third parties included in this Presentation are not adopted by the Company and the Company is not responsible for such third-party statements and projections.



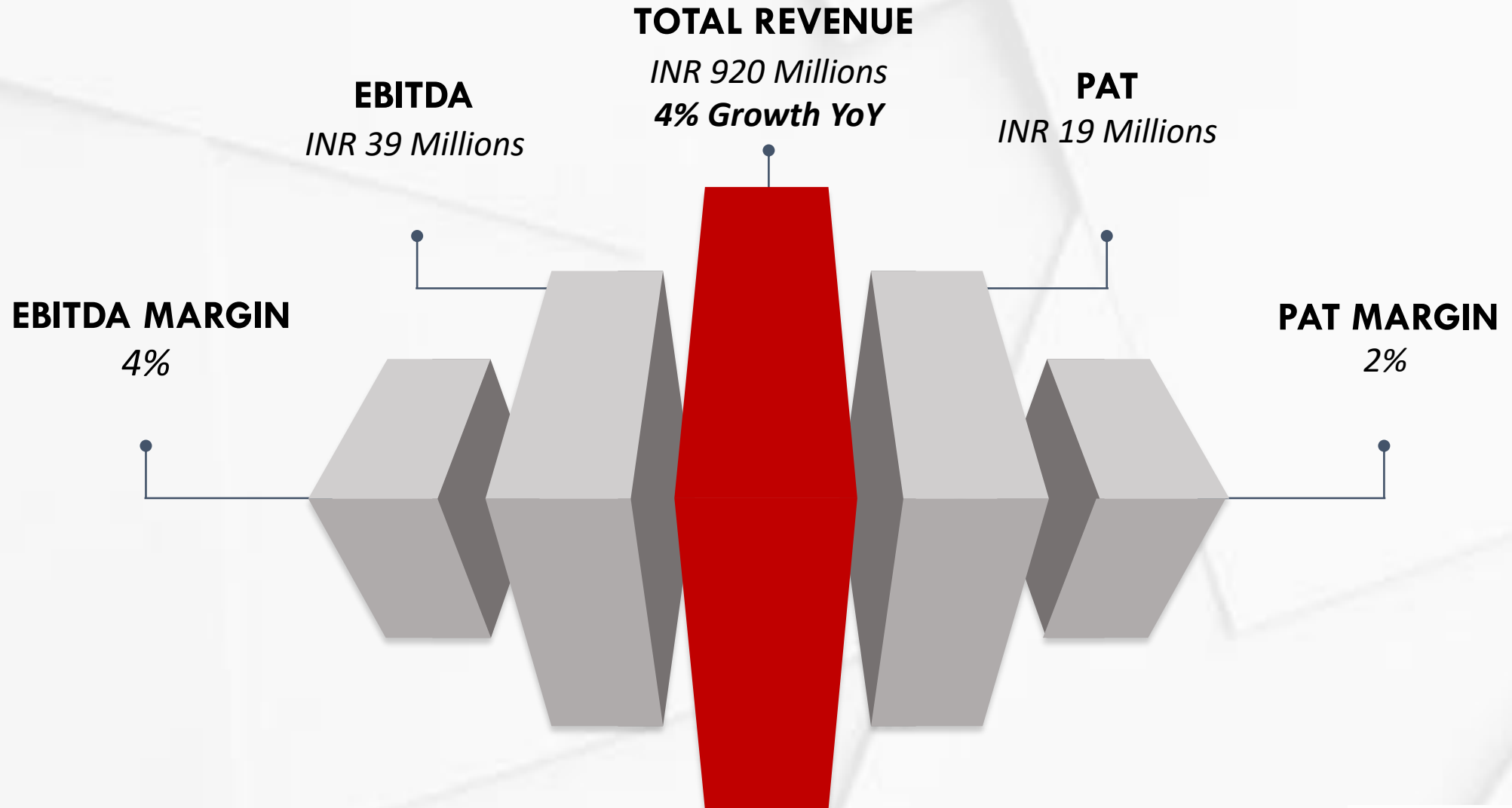
Content

01. Key Financials

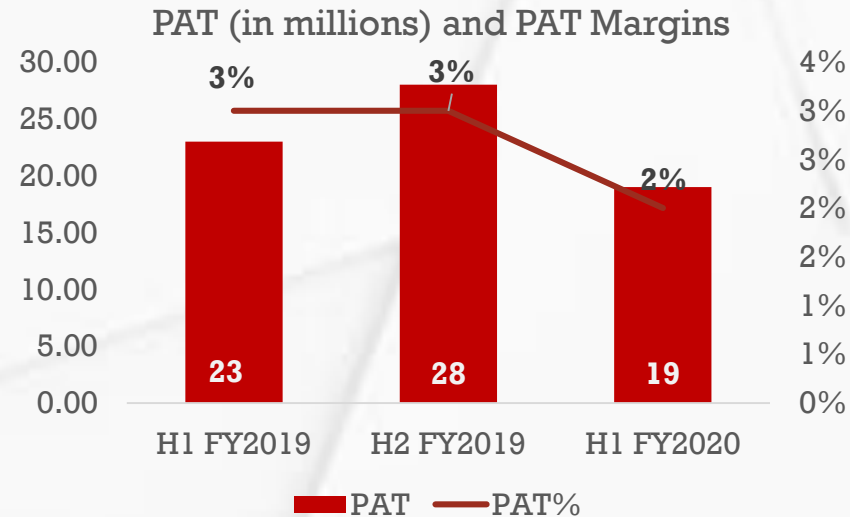
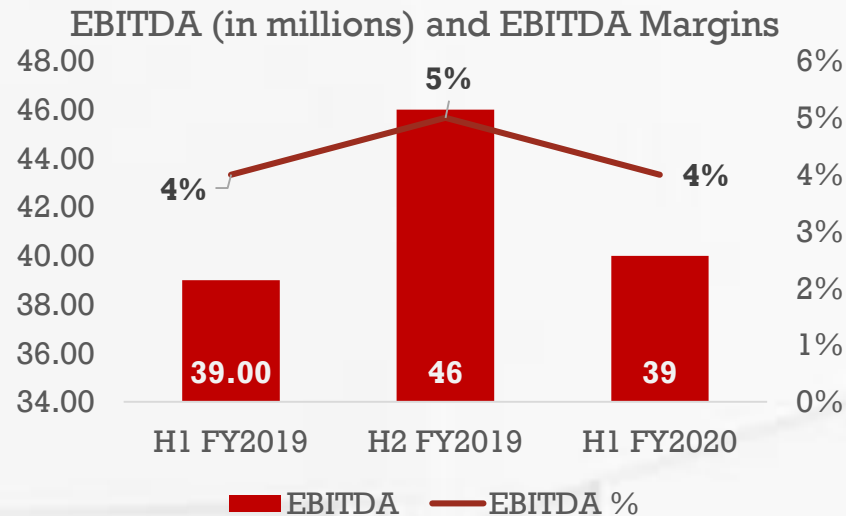
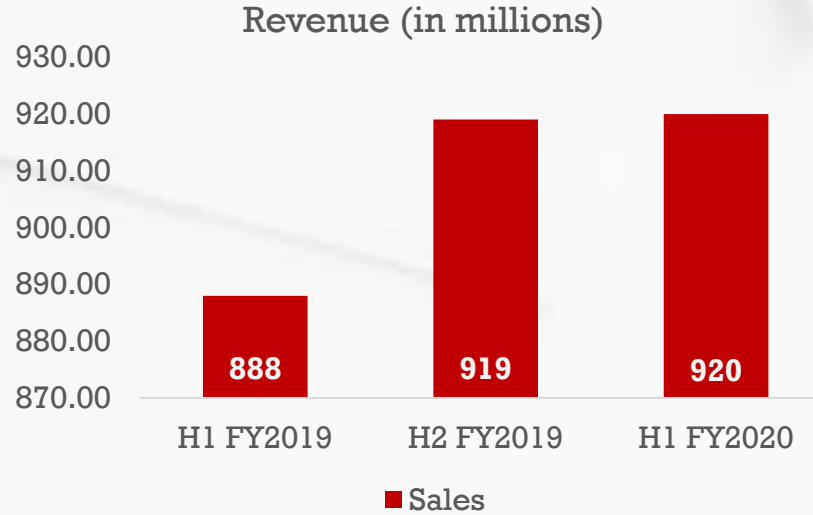
02. Company at a Glance

03. Sector Overview

Key Financials: Profitability Highlights Half Year Ending FY20



Key Financials



With the Multi-product Outlets, Revenue can be expected to grow at a higher rate.

Company targeting to improve owned Stores Sales would improve and stabilize margins.

Key Financials: Profitability Highlights Half Year Ending FY19

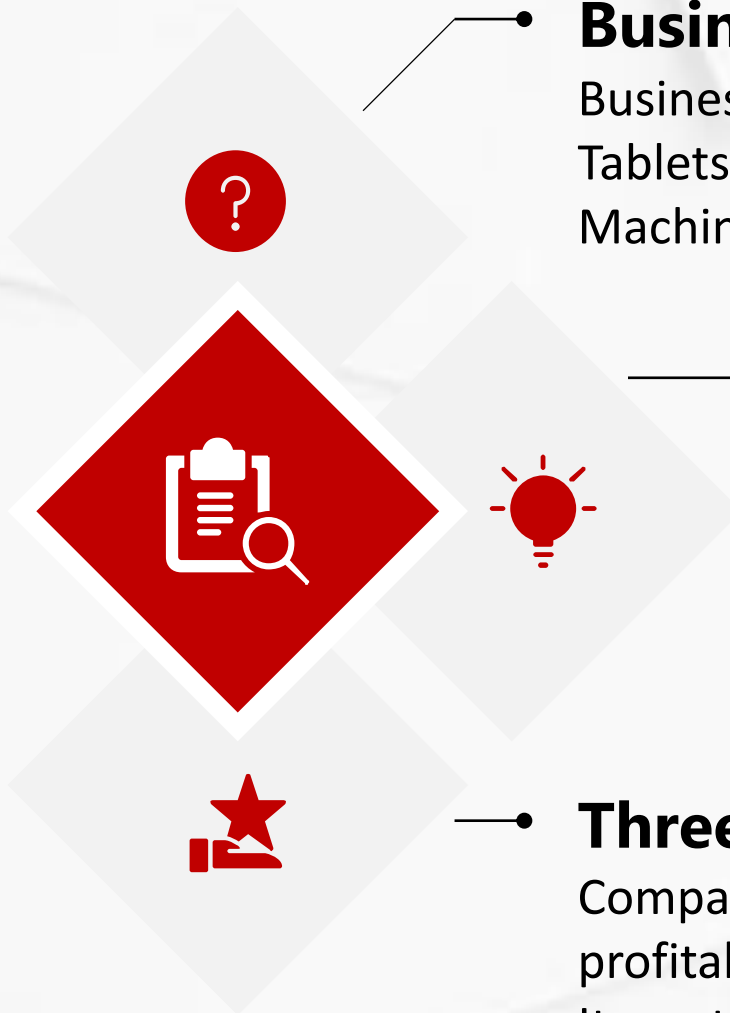
6 months ending (in millions)	H1 FY19	H1 FY20	YoY
TOTAL REVENUE	888	920	4%
Purchase of Stock-in-trade	797	822	
Employee Benefit Expenses	17	19	
Other Expenditure	35	40	
EBITDA	39	39	
<i>EBITDA Margin</i>	4%	4%	
Depreciation	4	6	
Interest	2	7	
Exceptional Items	-	-	
PBT	32	27	
Tax Expenses	9	8	
PAT	23	19	
<i>PAT Margin</i>	3%	2%	

Key Financials: Balance Sheet Highlights – H1 FY20

(INR in millions)	Sep-18	Mar-19	Sep-19
Shareholders' Funds	305	333	352
Share Capital	63	125	125
Reserves & Surplus	243	208	227
Non-current liabilities	12	19	24
Long Term Borrowings	10	10	12
Deferred Tax Liabilities (Net)	0.5	1	-
Long-Term Provisions	2	2	2
Other long-term liabilities	-	6	10
Current Liabilities	138	169	284
Borrowings	2	43	124
Trade Payables	127	102	149
Other Current Liabilities	2	4	2
Short-term provisions	9	20	9
Total Equities & Liabilities	455	521	660

(INR in millions)	Sep-18	Mar-19	Sep-19
Non-current assets	86	99	98
Tangible Assets	59	71	68
CWIP	0	0	0
Intangible Assets	3	3	3
Non Current Investments	0	0	0
Deferred Tax Assets (Net)	0	0	0
Long-term Loans & Advances	25	26	27
Other Non-Current Assets	0	0	0
Current Assets	369	422	562
Inventories	197	164	240
Investments			
Trade receivables	42	55	73
Cash & Cash Equivalents	101	163	178
Short-term loans & Advances	29	41	71
Other Current Assets	0	0	0
Total Assets	455	521	660

COMPANY AT A GLANCE



Business

Business of trading Mobile Phones & Accessories, Tablets, LED TVs, Air Conditioners, Washing Machines and other Electronic Equipments.

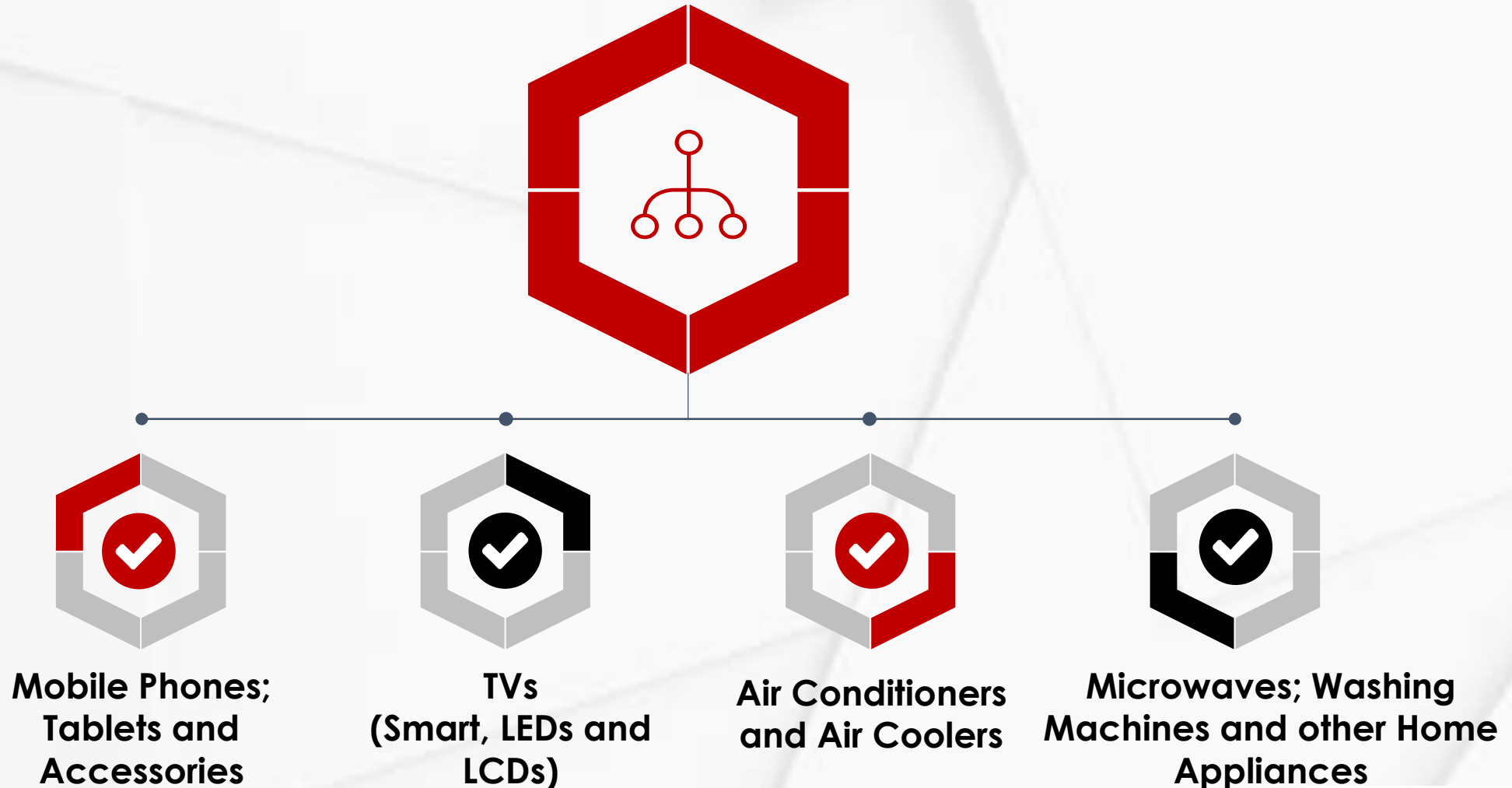
Team

- 1000+ Expert Advisors.
- The Management has more than 19 years of working experience.

Three Dimensional Focus

Company focuses to improve Topline and profitability by diversifying into different Electronic Items through its Multi- Product Outlets.

COMPANY AT A GLANCE: PRODUCTS





BHATIA'S[®]


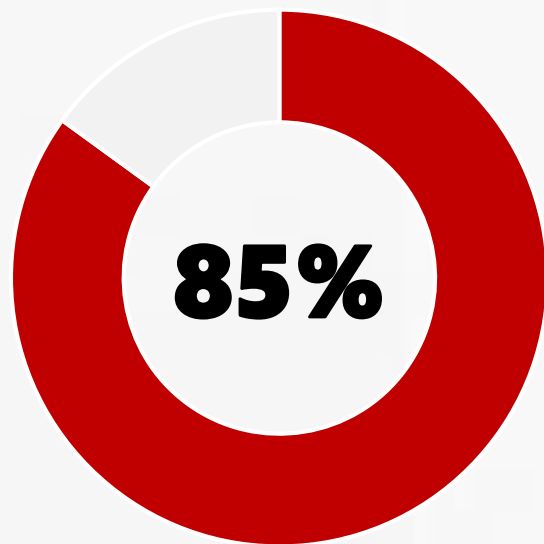
The mobile one stop shop




REVENUE BREAKUP

...

The company plans to grow its top line by increasing Sales through its owned Outlets.



OWNED OUTLET (85%)



FRANCHISEE (15%)



Number of Stores



COMPANY AT A GLANCE: MANAGEMENT



Sanjeev Bhatia
(Managing Director)

Sanjeev Bhatia, aged 41 years, is having vast experience of 19 years of retail and wholesale business of consumable electronic goods and looks after Finance, Franchise Outlet and General Administration functions. He plays a vital role in motivating employees so that they come forward with their ideas.

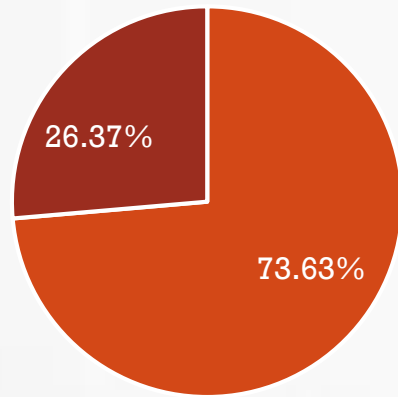


Nikhil Bhatia
(Whole Time Director)

Nikhil Bhatia, aged 37 years, have vast experience of 13 years in the Field of Finance and Sales and look after Sales, Purchase, Finance and Accounts Department of the Company. He is proficient in business development and regularly explores the market for expansion.

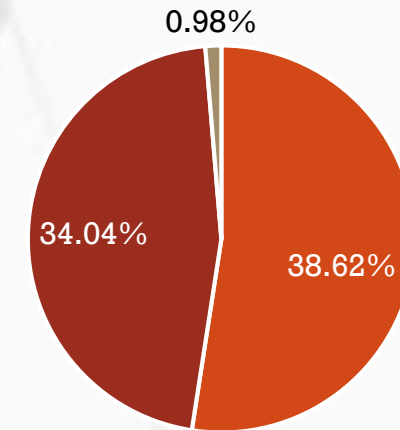
COMPANY AT A GLANCE: SHAREHOLDING PATTERN

Bhatia Communications & Retail (India) Limited Holding



■ Promoter & Promoter Group ■ Public

Promoter and Promoter Group Holding



■ Nikhil Kumar Bhatia ■ Sanjeev Harbanslal Bhatia ■ Hema Sanjeev Bhatia

PAN GUJARAT PRESENCE



92
Stores

The company has presence all over South – Gujarat, with its maximum branches in Surat, followed by adjoining towns and cities like Vapi, Valsad, and Navsari.



The Management is determinant to increase Bhatia Communications & Retail's presence all over Gujarat within the next 3-5 years.



To achieve Pan Gujarat presence, the company uses various platforms like Social Media, Radio Ads, Print Media for Advertisement and Marketing.

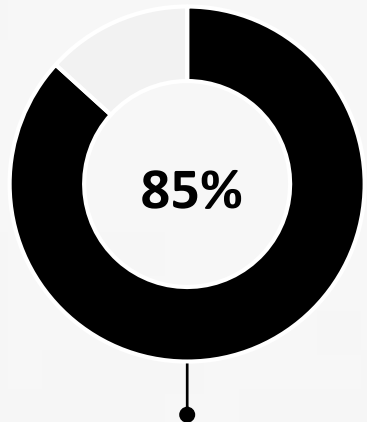


Provides credit/EMI facilities to customers for buying products, tied up with major leading credit houses like Bajaj Finserv, Capital First and other Banking Channel Partners.

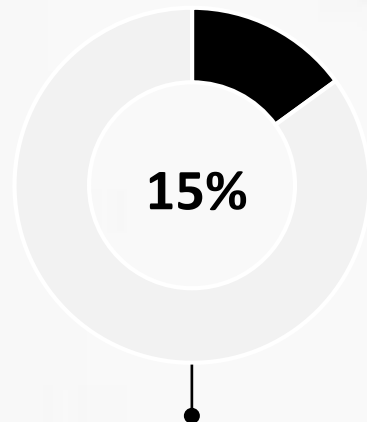


***From South Gujarat to
Pan Gujarat Presence***

Monthly Sales



Percentage of Sales through Own Retail Outlets



Percentage of Sales through Franchise Outlets

1st Half Year Monthly Sales FY2020 – In Millions
These Monthly Sales figure includes Sales to Customers through Retail Outlets, Sales to Franchisee Outlets, and Inter Store Sales.



** Sales amount (without) net of returns; after GST

Sector Overview

Smart Phone Penetration



India stands way behind in Smart Phone Penetration compared to its Developed Countries Counterpart.


Countries	Penetration	
United Kingdom	82.2%	
United States	77.0%	
Malaysia	57.5%	
Japan	55.3%	
Brazil	41.3%	
India	27.7%	Potential for huge market size.

2018 Data




Disposable Income

With the continuous rise in the Disposable Income and accessibility to Credit, an increase in Smart Phone Penetration is expected in the years to come.



Expected Penetration

The Penetration is expected to cross 35% in the next 3 years.



Market Size

India provides a huge market size for Smartphones, with number of users increasing, especially in Tier- II and Tier – III cities.



66% Penetration

Number of Individuals with access to Television has crossed 835 million, more than the population of Europe.

Moreover, TV is extremely affordable, with basic cable connections available at affordable prices.

TELEVISION PENETRATION



Indians, not yet ready to give up their Television Sets

At a time when Online Streaming Platforms are battling it out for mindshare in India's urban homes, good old television viewership continues to grow, especially in the countryside.

Anyway, an increasing usage of Online streaming would increase the demand for Smart TVs, so the company sees no significant threat from there.



7.5% Growth in TV owning Households

In 2018, the country witnessed a 7.5% increase in the number of TV-owning households as compared to 2016.

Moreover, this growth has been led by the Rural India, as 10% of the growth came from there.

ACE (APPLIANCES AND CONSUMER ELECTRONICS) INDUSTRY



APPLIANCES AND CONSUMER ELECTRONICS INDUSTRY EXPECTED TO DOUBLE TO RS. 1.48 LAKH CRORES BY FY2025.

Source: Economics Times

The market is expected to see acceleration in growth on account of:

- Surging rural consumption
- Reducing replacement cycles
- Increasing penetration of retail
- Wide choice of brands
- Products at various price points.

Source: Economics Times

7,000 crores

Domestic Investment in past few years has risen to 7,000 crores.

11.7% ↑

Expected CAGR (next 5 year)

Source: Economics Times



54%

Domestic value addition for "ACE (appliances and consumer electronics) products under scope stands at 34 per cent in FY19 and is likely to grow to 54 per cent by FY25.

Source: Economics Times

**THANK
YOU ...**

+91- 261 - 2349892

✉ info@bhatiamobile.com

BHATIA'S[®]
The mobile one stop shop