

Ref: TVL/BSE/2023-24/16

Date: 14.08.2023

To  
**Corporate Relationship Department**  
**Bombay Stock Exchange Limited**  
**1<sup>st</sup> Floor, Rotunda Building,**  
**Phiroze Jeejeebhoy Towers,**  
**Dalal Street, Mumbai-400 001.**

Dear Sir,

**Sub: - Submission of Unaudited Financial Results for the quarter ended 30<sup>th</sup> June, 2023 – reg.**  
**Ref: - Our Scrip Code: 501421, Pursuant to Regulation 33 of the SEBI (LODR) Regulations, 2015.**

Pursuant to the Regulation 33 of SEBI (Listing Obligations and Disclosure Requirements) Regulations, 2015, we are enclosing herewith the Financial Results for the quarter ended 30<sup>th</sup> June, 2023 reviewed and recommended by the Audit Committee, which have been approved by the Board of Directors of the Company in its meeting held on Monday, the 14<sup>th</sup> Day of August, 2023.


1. Approved the Unaudited Standalone financial results along with the Independent Auditors' Limited Review Report for the quarter ended 30<sup>th</sup> June, 2023.
2. Approved the Unaudited consolidated financial results along with the Independent Auditors' Limited Review Report for the quarter ended 30<sup>th</sup> June, 2023.

This is for your kind information and records.

Yours truly  
for **Technvision Ventures Ltd.,**

*D. Santosh Kumar*

**Santosh Kumar Diddiga**  
**Company Secretary & Compliance Officer**



Encl: As Above.

**TechN Vision Ventures Limited.**

CIN - L51900TG1980PLC054066

Regd. Office: 1486 (12-13-522), Lane No. 13, Street No. 14, Tarnaka, Secunderabad - 500017.  
Tel: +91-40-27170822 / 7591 / 5157, Fax: +91-40-27173240, Email: info@technvision.com, Website: www.technvision.com

UNAUDITED FINANCIAL RESULTS FOR THE QUARTER ENDED ON 30.06.2023

(Rupees in Lakhs except per share data)

S.No.	Particulars	STANDALONE				CONSOLIDATED			
		30th Jun 2023 (Unaudited)	31st Mar 2023 (Audited)	30th Jun 2022 (Unaudited)	31st Mar 2023 (Audited)	30th Jun 2022 (Unaudited)	31st Mar 2023 (Audited)	30th Jun 2022 (Unaudited)	31st Mar 2023 (Audited)
1	<b>Income from operations</b>	356.56	343.54	357.77	1,407.60	3,125.72	3,461.04	15,161.07	
	(a) Net Sales/Income from Operations	-	-	-	-	-	-	-	
	(b) Other Operating income	0.16	(4.82)	1.37	(2.03)	(2.38)	1.46	(36.42)	
	(c) Other Income	356.72	338.72	359.14	1,405.57	3,123.34	3,462.50	15,124.65	
2	<b>Total income from operations (net)</b>	-	-	-	-	-	-	-	
	Expenditure	-	-	-	-	-	-	-	
	(a) Cost of materials consumed	-	-	-	-	-	-	-	
	(b) Purchases of stock-in-trade	-	-	-	-	-	-	-	
	(c) Changes in inventories of finished goods, work-in-progress and stock-in-trade	-	-	-	-	-	-	-	
	(d) Employee benefits expense	220.99	216.14	291.70	1,039.32	2,290.90	2,013.78	8,441.13	
	(e) Depreciation and amortisation expense	9.95	9.95	10.55	41.76	24.71	24.62	94.92	
	(f) Finance Costs	9.87	0.31	0.88	1.35	9.87	0.31	0.88	
	(g) Other expenses	105.48	83.40	52.87	289.93	1,477.47	1,381.44	6,514.16	
	<b>Total Expenses</b>	346.29	309.80	356.00	1,371.36	3,802.95	3,420.72	15,052.26	
3	<b>Profit / (Loss) from operations before Share of profit / (loss) of associates and Joint Ventures. Exceptional Items and Tax (1-2)</b>	10.43	28.92	3.14	34.21	(679.61)	41.78	72.39	
4	Share of profit / (loss) of associates	-	-	-	-	-	-	-	
5	<b>Net Profit (+) / Loss (-) from before Exceptional Items and tax (5+6)</b>	10.43	28.92	3.14	34.21	(679.61)	41.78	72.39	
6	Exceptional items	-	-	-	-	-	-	-	
7	<b>Net Profit (+) / Loss(-) before tax (7-8)</b>	10.43	28.92	3.14	34.21	(679.61)	41.78	72.39	
8	<b>Tax expenses</b>	(0.87)	1.60	(1.13)	(1.24)	(0.87)	(4.53)	(2.55)	
	Deferred Tax	3.49	11.37	0.91	14.58	5.11	22.36	53.16	
	Current Tax	7.81	15.95	3.36	20.87	(683.85)	300.38	21.78	
9	<b>Net Profit / (Loss) for the period</b>	-	-	-	-	-	-	-	
10	<b>Other Comprehensive Income</b>	-	-	-	-	-	-	-	
	Items that will not be reclassified to profit or loss	-	-	-	-	-	-	-	
	Income Tax relating to items that will not be reclassified to profit or loss	-	-	-	-	-	-	-	
	Items that will be reclassified to profit or loss	-	-	-	-	-	-	-	
	Income Tax relating to items that will be reclassified to profit or loss	-	-	-	-	-	-	-	
11	<b>Total Other Comprehensive Income(Net of Taxes)</b>	7.81	15.95	3.36	20.87	(683.85)	300.38	21.78	
12	<b>Total Comprehensive Income for the period</b>	7.81	15.95	3.36	20.87	(683.85)	300.38	21.78	
13	<b>Net Profit / (Loss) for the period attributable to Owners of the Company</b>	-	-	-	-	-	-	-	
	Non-Controlling interest	-	-	-	-	-	-	-	
	Owners of the Company	-	-	-	-	-	-	-	
14	<b>Other Comprehensive Income attributable to Owners of the Company</b>	-	-	-	-	-	-	-	
	Non-Controlling Interest	-	-	-	-	-	-	-	
	Owners of the Company	-	-	-	-	-	-	-	
15	<b>Total Comprehensive Income for the period attributable to Owners of the Company</b>	7.81	15.95	3.36	20.87	(683.85)	300.38	21.78	
	Non-Controlling Interest	-	-	-	-	-	-	-	
	Owners of the Company	-	-	-	-	-	-	-	
16	<b>Paid-up Equity Share Capital. (Face value of each share is Rs. 10/-)</b>	627.50	627.50	627.50	627.50	627.50	627.50	627.50	
17	<b>Reserves excluding revaluation reserves as per Balance sheet of previous accounting year</b>	918.04	910.23	892.71	910.23	(1,994.79)	(1,285.07)	(1,316.53)	
18	<b>Earnings Per Share (EPS)</b>	-	-	-	-	-	-	-	
	a) Basic and diluted EPS before Extraordinary items for the period, for the year to date and for the previous year (not to be annualized)	0.12	0.25	0.06	0.33	(10.90)	0.32	0.35	
	b) Basic and diluted EPS after Extraordinary items for the period, for the year to date and for the previous year (not to be annualized)	0.12	0.25	0.06	0.33	(10.90)	0.32	0.35	

Notes:



T. Geetanjali

- 1 The above results were reviewed by the Audit Committee and taken on record at the Meeting of the Board of Directors held on 14.08.2023.
- 2 There are no complaints received from Investors during the year.
- 3 The Consolidated results include the figures of the subsidiaries viz. STI Corporation Inc.-USA, 5 Element Homes Private Ltd, Acoel Force Pte Ltd-Singapore and its subsidiary companies viz. Solix Technologies Inc., USA and its subsidiary Solix Softech Pvt Ltd and Emagla Corp, USA.
- 4 The exchange conversion rate considered for the Subsidiary Company's figures are @ US \$ 1= INR 82.04 (Last quarter as on 30.06.2022 - 1 USD = INR 78.94).
- 5 Previous year / period figures have been regrouped / reclassified to confirm to current period classification.
- 6 Minority interest has been appropriately reflected in the above results and EPS is calculated on Net Profit after deducting Minority Interest.

7 Segment results:

- a. Software related Development services, products and Information Technology enabled services are considered as one business segment. The Company is primarily engaged in the said business, the activities as such are governed by the same sets of risk and return. Therefore they have been grouped as single segment as per IND AS - 108 dealing with segment reporting. Secondary segment reporting is based on geographical location of the customers.

(Rupees in Lakhs)

S.No.	Particulars	STANDALONE						CONSOLIDATED					
		Quarter Ended		Year ended		Quarter Ended		Year ended					
		30th Jun 2023 (Unaudited)	31st Mar 2023 (Audited)	30th Jun 2022 (Unaudited)	31st Mar 2023 (Audited)	30th Jun 2023 (Unaudited)	31st Mar 2023 (Audited)	30th Jun 2022 (Unaudited)	31st Mar 2023 (Audited)				
1	Revenue :												
	Overseas	354.23	341.23	355.44	1,388.25	3,123.39	4,198.94	3,458.71	15,151.72				
	Domestic	2.33	2.31	2.33	9.35	2.33	2.31	2.33	9.35				
	Total	356.56	343.54	357.77	1,407.60	3,125.72	4,201.25	3,461.04	15,161.07				
2	Segment results												
	Profit / (Loss) before tax and interest from each Segment												
	-Overseas	125.42	117.25	55.32	325.72	809.91	2,114.94	1,422.44	6,624.82				
	-Domestic	0.20	0.20	0.20	0.79	0.20	0.20	0.20	0.20				
	Total	125.62	117.45	55.52	326.52	810.11	2,115.14	1,422.64	6,625.02				
	Less:												
	(i) Interest	9.87	0.31	0.88	1.35	9.87	0.31	0.88	2.05				
	(ii) Other Un-allocable expenditure net off	105.48	83.40	52.87	288.93	1,477.47	1,773.33	1,381.44	6,514.16				
	(iii) Un-allocable income	0.16	(4.82)	1.37	(2.03)	(2.38)	(23.29)	1.46	(36.42)				
	Total Profit Before Tax	10.43	28.92	3.14	34.21	(679.61)	318.21	41.78	72.39				
3	Capital Employed												
	Segment Assets												
	Overseas	3,096.01	1,754.84	1,558.47	1,754.84	9,999.37	9,395.62	11,942.40	9,395.62				
	Domestic	42.11	23.87	21.20	23.87	81.54	76.62	97.39	76.62				
	Unallocated Corporate Assets less Liabilities	203.33	115.25	102.35	115.25	393.75	369.97	470.26	369.97				
	TOTAL	3,341.45	1,893.95	1,682.02	1,893.95	10,474.66	9,842.21	12,510.05	9,842.21				
	Segment Liabilities												
	Overseas	1,663.99	330.06	149.92	330.06	10,521.45	9,288.49	11,816.55	9,288.49				
	Domestic	22.63	4.49	2.04	4.49	85.80	75.58	96.36	75.58				
	Unallocated Corporate Assets less Liabilities	109.28	21.68	9.85	21.68	414.31	364.97	465.30	364.97				
	TOTAL	1,795.90	356.22	161.81	356.22	11,021.55	9,709.04	12,378.22	9,709.04				

Date: 14.08.2023  
Place: Secunderabad

By and on behalf of the Board  
for TechNVision Ventures Limited  
*T. Geetanjali*  
T. Geetanjali  
Executive Director  
DIN: 01498741



**INDEPENDENT AUDITOR'S REVIEW REPORT ON STANDALONE UNAUDITED QUARTERLY FINANCIAL RESULTS OF THE COMPANY PURSUANT TO THE REGULATION 33 OF THE SEBI (LISTING OBLIGATIONS AND DISCLOSURE REQUIREMENTS) REGULATIONS, 2015**


To,  
The Board of Directors  
TechNVision Ventures Limited,  
Secunderabad, Telangana

We have reviewed the accompanying statement of unaudited Standalone Financial Results of TechNVision Ventures Limited (the Company) Secunderabad, Telangana for the Quarter ended June 30, 2023 (the Statement), this Statement is the responsibility of the Company's Management and has been approved by the Board of Directors. Our responsibility is to issue a report on these financial statements based on our review.

We conducted our review of the statement in accordance with the Standard on Review Engagements (SRE) 2410 "Review of Interim Financial Information performed by the Independent Auditor of the Entity", issued by the Institute of Chartered Accountants of India (ICAI). This standard requires that we plan and perform the review to obtain moderate assurance as to whether the Financial Statements are free of material misstatement. A review is limited primarily to inquiries of company's personnel and analytical procedures applied to financial data and thus provides less assurance than an audit. We have not performed an audit and accordingly, we do not express an audit opinion.

Based on our review conducted as above, nothing has come to our attention that causes us to believe that the accompanying statement of unaudited financial results, prepared in accordance with the applicable accounting standards and other recognized accounting practices and policies has not disclosed the information required to be disclosed in terms of Regulation 33 of the SEBI (Listing Obligations and Disclosure Requirements) Regulations, 2015, including the manner in which it is to be disclosed, or that it contains any material misstatement.

For Ramu & Ravi  
Chartered Accountants  
ICAI FRN. 0066105

  
K.V.R Murthy

Partner

Membership Number: 200021

UDIN: 23200021BGWAJJ3921



Place: Hyderabad


Date: August 14, 2023

**Independent Auditor's Report on the Quarterly Consolidated Unaudited Financial Results of Technivision Ventures Limited for the quarter ended June 30, 2023, pursuant to Regulation 33 of SEBI (Listing Obligations and Disclosure Requirements) Regulations, 2015.**

To,  
The Board of Directors  
Technivision Ventures Limited  
Secunderabad, Telangana.

1. We have reviewed the accompanying Statement of Consolidated Unaudited Financial Results of Technivision Ventures Limited ("the Parent") and its subsidiary (the Parent and its subsidiary together referred to as "the Group"), and its share of the net profit/(loss) after tax for the quarter ended June 30, 2023 ("the Statement"), being submitted by the Parent pursuant to the requirement of Regulation 33 of the SEBI (Listing Obligations and Disclosure Requirements) Regulations, 2015, as amended.
2. This Statement, which is the responsibility of the Parent's Management and approved by the Parent's Board of Directors, has been prepared in accordance with the cognition and measurement principles laid down in Indian Accounting Standard 34 "Interim Financial Reporting" ("Ind AS 34"), prescribed under Section 133 of the Companies Act, 2013, and other accounting principles generally accepted in India. Our responsibility is to express a conclusion on the Statement based on our review.
3. We conducted our review of the Statement in accordance with the Standard on Review Engagements (SRE) 2410 "Review of Interim Financial Information Performed by the Independent Auditor of the Entity", issued by the Institute of Chartered Accountants of India. A review of interim financial information consists of making inquiries, primarily of persons responsible for financial and accounting matters, and applying analytical and other review procedures. A review is substantially less in scope than an audit conducted in accordance with Standards on Auditing and consequently does not enable us to obtain assurance that we would become aware of all significant matters that might be identified in an audit. Accordingly, we do not express an audit opinion.

We also performed procedures in accordance with the circular issued by the SEBI under Regulation 33 (8) of the SEBI (Listing Obligations and Disclosure Requirements) Regulations, 2015, as amended, to the extent applicable.




The Statement includes the results of entities as given under:

Accelforce Pte. Limited  
Siti Corporation Inc.  
Solix Technologies Inc.  
Emagia Corporation Inc.  
Solix Softtech Private Limited  
5 Elements Homes Private Limited.

4. Based on our review conducted and procedures performed as stated in paragraph 3 above and based on the consideration of the review reports of other auditor and unaudited financials submitted by the Management of the subsidiaries referred to in paragraph 5 below, nothing has come to our attention that causes us to believe that the accompanying Statement, prepared in accordance with the recognition and measurement principles laid down in the aforesaid Indian Accounting Standard and other accounting principles generally accepted in India, has not disclosed the information required to be disclosed in terms of Regulation 33 of the SEBI (Listing Obligations and Disclosure Requirements) Regulations, 2015, as amended, including the manner in which it is to be disclosed, or that it contains any material misstatement.
5. We did not review the financial results of subsidiaries included in the consolidated unaudited financial results, whose financial results reflect total revenues of ₹ 31.21 Crores (after eliminating inter company revenue among the subsidiaries), total net profit after tax of ₹ (6.92) Crores and total Other Comprehensive Income / loss of ₹ Nil for the quarter ended June 30, 2023. The consolidated unaudited financial results also includes the Group's share of net profit after tax of ₹ (5.43) Crores and total Other Comprehensive Income/ loss of ₹ Nil for the quarter ended June 30, 2023, as considered in the consolidated unaudited financial results, whose interim financial statements/financial information/financial results have not been reviewed by us. These interim financial information have been reviewed by other auditors and unaudited financials submitted by the Management of the subsidiaries whose reports have been furnished to us by the Management and our conclusion on the Statement, in so far as it relates to the amounts and disclosures included in respect of this subsidiary, is based solely on the report of the other auditor and unaudited financials submitted by the Management of the subsidiaries and the procedures performed by us as stated in paragraph 3 above.

Our conclusion is not modified in respect of this matter.

For Ramu & Ravi,  
Chartered Accountants  
FRN: 006610S

  
KVR Murthy

Partner

ICAI Membership No. 200021

UDIN:- 23200021BQWATK6216



Place:- Hyderabad

Date:- August 14, 2023