



**Raama
Paper
Mills
Limited**

Corporate Office :

26/6, Ground Floor, East Patel Nagar, New Delhi-110 008

Tel. : 011-45642642 (30 Lines)

Registered Office & Works : 4th km. Stone, Najibabad Road, Kiratpur-246 731, Distt. Bijnor

Tel. : +91 8006030315/16

E-mail : works@ramapaper.com CIN : L27104UP1985PC007556

Website : www.ramapaper.com

Dated: 13th November, 2020

To
The Bombay Stock Exchange Ltd.
Floor 25
P J Towers
Daial Street
Mumbai - 400 001

Dear Sir,

Reg. **Scrip Code : 500357**

Sub. **Outcome of Board Meeting held on November 13, 2020**

Dear Sir,

With reference to the captioned subject, we would like to inform that in Today's Board Meeting held at the Registered Office of the Company, the following business were transacted:

1. Approved and taken on record the Un-Audited Standalone Financial Results under IND AS for the Quarter ended on September 30, 2020.

You are requested to take the same on records.

Thanking You,
For RAAMA PAPER MILLS LIMITED

Himanshu Duggal
Company Secretary



**Rama
Paper
Mills
Limited**

Corporate Office :

26/6, Ground Floor, East Patel Nagar, New Delhi-110 008

Tel. : 011-45642642 (30 Lines)

Registered Office & Works : 4th km. Stone, Najibabad Road, Kiratpur-246 731, Distt. Bijnor

Tel. : +91 8006030315/16

E-mail : works@ramapaper.com CIN : L27104UP1985PC007556

Website : www.ramapaper.com

STATEMENT OF PROFIT AND LOSS FOR THE YEAR ENDED 30TH SEPTEMBER 2020 (RUPEES IN LAKHS)						
PARTICULARS	QUARTER ENDED			YEAR ENDED		
	30.09.2020	30.06.2020	30.09.2019	30.09.2020	30.09.2019	31.03.2020
	(Un-Audited)	(Un-Audited)	(Un-Audited)	(Un-Audited)	(Un-Audited)	(Audited)
REVENUE						
Revenue from operations						
Sales (Gross)						
Less: Excise duty						
Sales (Net)	2201.35	876.96	3,163.85	3,078.31	6,144.35	12295.71
Other income	-	-	429.68	-	478.66	498.48
Total revenue	2,201.35	876.96	3,593.53	3,078.31	6,623.01	12,794.19
EXPENSES						
Cost of material consumed	1,940.35	848.45	2,976.46	2788.80	5328.95	10072.87
Changes in inventories of finished goods and stock- in-process	233.16	(241.05)	(136.22)	(7.89)	19.05	207.47
Employee benefits expense	(1.61)	66.27	172.88	64.66	343.68	781.54
Finance costs	108.04	80.04	206.85	188.08	350.51	590.17
Depreciation and amortisation Expense	82.84	82.84	81.39	165.68	162.79	331.37
Other expenses	211.71	107.56	161.27	319.27	386.43	609.4
Total expenses	2,574.49	944.11	3,462.63	3,518.60	6,591.41	12,592.82
Total Profit and Loss before exceptional items and tax	(373.14)	(67.15)	130.90	(440.29)	31.60	201.37
Exceptional items	-	-	-	-	-	-
Total Profit before tax	(373.14)	(67.15)	130.90	(440.29)	31.60	201.37
Tax expense						
Current Tax						
Deferred Tax						
Net Profit and Loss for the period from continuing operations	(373.14)	(67.15)	130.90	(440.29)	31.60	201.37
Profit and Loss from discontinued operations						
Tax expense of discontinued operations						
Profit and Loss from discontinued operations (After Tax)						
Total Profit or Loss for the period	(373.14)	(67.15)	130.90	(440.29)	31.60	201.37
Other Comprehensive Income						
A(i) Items that will not be re-classified to profit or loss						
(i) Income Tax relating to items that will not be re-classified to profit or loss						
B(i) Items that will be re-classified to profit or loss						
(i) Income Tax relating to items that will be re-classified to profit or loss						
Total Comprehensive Income for the period (Comprising Profit/Loss and other comprehensive income for the period)	(373.14)	(67.15)	130.90	(440.29)	31.60	201.37
Earnings per equity share for continuing operation : (Basic)	(3.86)	(0.69)	1.35	(4.56)	0.33	2.08
Earnings per equity share for continuing operation : (Diluted)	(3.86)	(0.69)	1.35	(4.56)	0.33	2.08
Earnings per equity share for discontinued operation : (Basic)						
Earnings per equity share for discontinued operation : (Diluted)						
Earnings per equity share for discontinued and continuing operation : (Basic)	(3.86)	(0.69)	1.35	(4.56)	0.33	2.08
Earnings per equity share for discontinued and continuing operation : (Diluted)	(3.86)	(0.69)	1.35	(4.56)	0.33	2.08

Notes:

1. The above results have been reviewed by the Audit Committee and approved by the Board of Directors at their respective meetings held on 13th November 2020 in terms of Regulation 33 of SEBI (Listing Obligations & Disclosure Requirements) Regulations, 2015

2. The above results have been prepared in accordance with the Companies (Accounting Standards) Rules, 2015 (Ind AS) prescribed under Section 133 of the Companies Act, 2013 and other recognised accounting practices and policies to the extent possible.

3. Comparative figures for the previous period have been re-grouped/re-arranged wherever necessary.

Date : 13th November, 2020
Place : Kiratpur

FOR RAMA PAPER MILLS LIMITED

Sd/-
PRAMOD AGARWAL
MANAGING DIRECTOR





**Raama
Paper
Mills
Limited**

Corporate Office :

26/6, Ground Floor, East Patel Nagar, New Delhi-110 008

Tel. : 011-45642642 (30 Lines)


Registered Office & Works : 4th km. Stone, Najibabad Road, Kiratpur-246 731, Distt. Bijnor

Tel. : +91 8006030315/16

E-mail : works@ramapaper.com CIN : L27104UP1985PC007556


Website : www.ramapaper.com

STATEMENT OF ASSETS & LIABILITIES AS AT SEPTEMBER 30,2020		
Date of start of reporting period	01.04.2020	01.04.2019
Date of end of reporting period	30.09.2020	31.03.2020
Whether results are audited or unaudited	Un-Audited	Audited
Nature of report standalone or consolidated	Standalone	Standalone
	Rs. In Lakhs	Rs. In Lakhs
Assets		
Non-current assets		
Property, plant and equipment	5795.47	5937.25
Capital work-in-progress	0	0
Investment property	0	0
Goodwill	0	0
Other intangible assets	0	0
Intangible assets under development	0	0
Biological assets other than bearer plants	0	0
Investments accounted for using equity method	0	0
Non-current financial assets		
Non-current investments	0	0
Trade receivables, non-current	0	0
Loans, non-current	57.35	74.3
Other non-current financial assets	0	0
Deferred tax assets (net)	0	0
Other non-current assets	0	0
Current assets		
Inventories	858.44	742.05
Current financial asset		
Current investments	0	0
Trade receivables, current	3076.72	3504.58
Cash and cash equivalents	131.74	84.94
Bank balance other than cash and cash equivalents	0	0
Loans, current	691.83	1327.28
Other current financial assets	0	0
Current tax assets (net)	0	0
Other current assets	0	0
Non-current assets classified as held for sale	0	0
Regulatory deferral account debit balances and related deferred tax Assets	0	0
Total assets	10611.55	11670.4
Equity and liabilities		
Equity		
Equity attributable to owners of parent		
Equity share capital	966.47	966.47
Other equity	-720.79	-280.5
Non controlling interest		
Liabilities		
Non-current liabilities		
Non-current financial liabilities		
Borrowings, non-current		
Trade payables, non-current	2135.99	1859.06
Other non-current financial liabilities	0	0
Provisions, non-current	0	0
Deferred tax liabilities (net)	0	0
Deferred government grants, Non-current	0	0
Other non-current liabilities	661.02	661.02
Current liabilities		
Current financial liabilities		
Borrowings, current	0	0
Trade payables, current	5081.43	5576.26
Other current financial liabilities	0	0
Other current liabilities	2468.4	2872.79
Provisions, current	19.03	15.3
Current tax liabilities (Net)	0	0
Deferred government grants, Current	0	0
Liabilities directly associated with assets in disposal group classified as held for sale	0	0
Regulatory deferral account credit balances and related deferred tax liability	0	0
Total equity and liabilities	10611.55	11670.4



BAJAJ ARORA & CO

CHARTERED ACCOUNTANTS




New Delhi Ahmedabad Mumbai Noida Meerut Andra Pradesh Chennai
London America

Annexure V

We have reviewed the accompanying statement of unaudited financial results **RAMA PAPER MILLS LIMITED** for the period ended **30-SEPTEMBER- 2020**. This statement is the responsibility of the Company's Management and has been approved by the Board of Directors. Our responsibility is to issue a report on these financial statements based on our review.

We conducted our review in accordance with the Standard on Review Engagement (SRE) 2400, *Engagements to Review Financial Statements* issued by the Institute of Chartered Accountants of India. This standard requires that we plan and perform the review to obtain moderate assurance as to whether the financial statements are free of material misstatement. A review is limited primarily to inquiries of company personnel and analytical procedures applied to financial data and thus provides less assurance than an audit. We have not performed an audit and accordingly, we do not express an audit opinion.

Based on our review conducted as above, nothing has come to our attention that causes us to believe that the accompanying statement of unaudited financial results prepared in accordance with applicable accounting standards and other recognized accounting practices and policies has not disclosed the information required to be disclosed in terms of Regulation 33 of the SEBI (Listing Obligations and Disclosure Requirements) Regulations, 2015 including the manner in which it is to be disclosed, or that it contains any material misstatement.



UDIN-

20529715AAAAH28253

Place - Delhi
Date - 13.11.2020

1118, 11TH FLOOR, NAURANG HOUSE, KG MARG

CONNAUGHT PLACE, NEW DELHI-110001

9999758936, 01141327593

EMAIL-SAHILBAJAJANDASSOCIATES@GMAIL.COM, ADMIN@BAJAJARORA.COM

WWW.BAJAJARORA.COM