

Date: June 01, 2023

Listing Department National Stock Exchange of India Ltd Exchange Plaza, 5 th Floor, Plot No.C/1 G Block, Bandra Kurla Complex, Bandra (E), Mumbai-400051 NSE Symbol: AVROIND	Listing Department BSE Limited Phiroze Jeejeebhoy Towers Dalal Street, Mumbai-400001 BSE Scrip Code: 543512
--	--

Dear Sir/Madam

Sub: Investor Presentation for Q4 and Financial Year ended 31st March 2023

Pursuant to Regulation 30 read with Para A of Part A of Schedule III of the SEBI (Listing Obligations and Disclosure Requirements) Regulations, 2015, please find enclosed herewith Investor Presentation for Q4 and Financial Year ended 31st March, 2023 of the Company.

This is for your information and records.

Thanking You

Yours Faithfully

For AVRO INDIA LIMITED

Sumit Bansal
(Company Secretary & Compliance Officer)
M.No: A42433

Encl: As above

AVRO INDIA LIMITED

(Formerly known as AVON MOLDPLAST LIMITED)

Registered Office: A-7/36-39, South of GT Road, Indl. Area (Opp.Rathi Udyog Ltd.),Ghaziabad- 201009 (UP), India

Email: support@avrofurniture.com | Website: www.avrofurniture.com | Helpline No: 9910039125

CIN: L25200UP1996PLC101013






AVRO[®]
FURNITURE

AVRO INDIA LTD.

Investor Presentation
Q4 FY23



COMPANY OVERVIEW

AVRO @ A GLANCE




Incorporated in 1996 and established manufacturing facilities in 2002, AVRO INDIA LIMITED is engaged into manufacturing of high-quality Plastic moulded Furniture. The company is based out of Ghaziabad, Uttar Pradesh.


The company sells its products under brand names AVRO & AVON on PAN India basis through Online & Offline mode. The company is having one of the largest product range in the industry and AVRO is the first company in India which provides 3-year guarantee on selected product range



20+ Years experience



Among Top 5 Plastic Products manufacturer



150+ SKUs



20,000+ Retail Touch Points



PAN India Presence



Served 5 Cr+ Families



Top Selling Brand on Amazon



6,500+ ZIP Code Covered



Entered in Recycle of Plastic Packaging Waste material (Backward Integration)



FY23
Revenue – ₹ 82.34 Cr
EBITDA – ₹ 8.61 Cr
Net Profit – ₹ 4.15 Cr



FY23
ROE – 16.71 %
ROCE – 18.64 %



3 Year CAGR (FY21 – FY23)
Total Income – 23.98 %
EBITDA – 44.74 %
Net Profit – 53.99 %



VISION

To become an industry leader delivering affordable, durable and sustainable furniture products for industry and household.



MISSION

To run a sustainable business for collective and inclusive growth for all stakeholders.

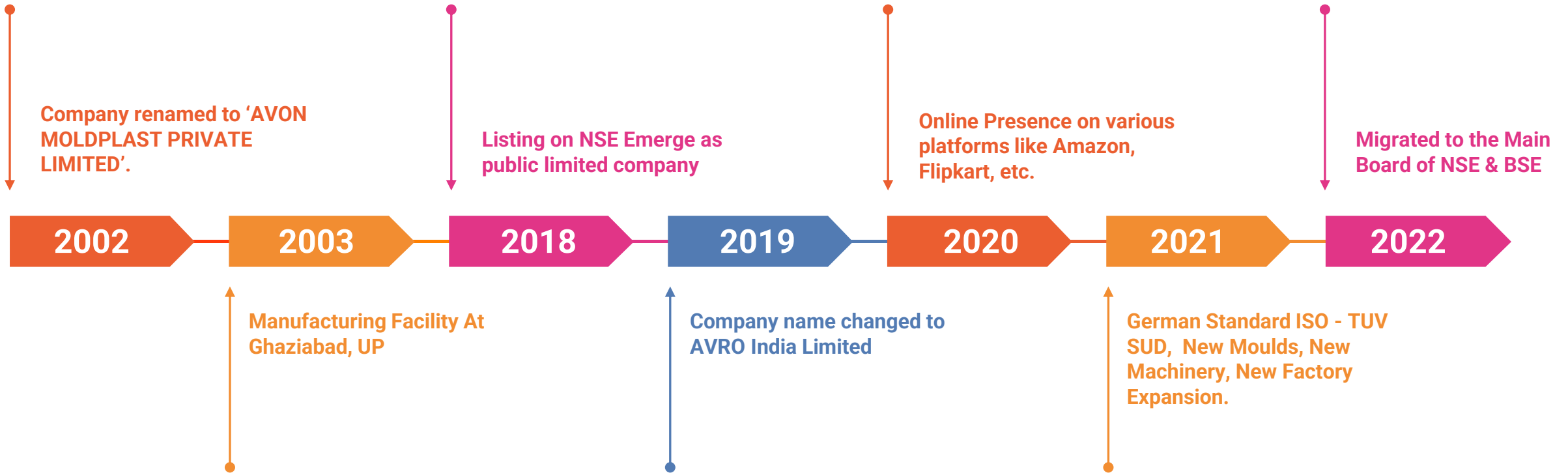
Our goal is to:

Ensure that plastic waste stays in the Circular

Create higher value products made from post-consumer /Industrial plastic waste.

Create a sustainable business – one which is environmentally, economically and socially sustainable.

TIME LINE



BOARD OF DIRECTORS



MR. SUSHIL KUMAR AGGARWAL
(Chairman)



MR. SAHIL AGGARWAL
(Managing Director)



MR. NIKHIL AGGARWAL
(Whole Time Director)



MS. ANITA AGGARWAL
(Non Executive Director)



MR. PAWAN DIXIT
(Independent Director)




MR. SUSHIL KUMAR GOYAL
(Independent Director)



MS. RICHA KALRA
(Independent Director)



MS. VANDANA GUPTA
(Independent Director)



Certified Quality & System
of ISO 9001:2015 & TUV SUD

Use of Best-In-Class Injection
Moulding Machines



HELPING ENVIRONMENT BY BEING SUSTAINABLE



REGISTERED DESIGNS



More than 25 products design registered from the Trademark Registry Of India



Certified by renowned world-wide organization for operational excellence by TUV SUD

CERTIFICATE ♦ CERTIFICADO ♦ CERTIFIKAT ♦ 認証証書



CERTIFICATE

The Certification Body
of TÜV SÜD South Asia Private Limited
certifies that



AVRO INDIA LTD (UNIT-1)
A-7/36-39, South of GT Road Industrial Areas (Opp. Rathi Udyog Ltd),
Vijay Nagar Ghaziabad - 201009, Uttar Pradesh, INDIA

including the sites and scope of application see enclosure

has implemented Quality Management System
in accordance with **ISO 9001:2015**
for the scope of

Sales, Marketing & Manufacturing of Plastic Furniture Products

The certificate is valid from **2021-11-10** until **2024-11-09**
Subject to successful completion of annual periodic audits

The present status of this certificate can be obtained through TÜV SÜD website by scanning below QR code and by entering the certificate number (without spaces) on web page. Further clarifications regarding the status & scope of this certificate may be obtained by consulting the certification body at info.in@tuv-sud.com

Certificate Registration No. **99 100 21962**
Date of Initial certification: **2021-11-10**
Issue Date: **2021-11-10 Rev. 00**






CERTIFICATE ♦ CERTIFICADO ♦ CERTIFIKAT ♦ 認証証書

TÜV SÜD South Asia Pvt. Ltd. • TÜV SÜD House • Sai Naka • Anand Park • Mumbai - 400077 • Maharashtra • India

CERTIFICATE ♦ CERTIFICADO ♦ CERTIFIKAT ♦ 認証証書



CERTIFICATE

The Certification Body
of TÜV SÜD South Asia Private Limited
certifies that



AVRO INDIA LTD (UNIT-2)
C-17-19, Road No 4, Phase No III, UPSIDC, Indl Area,
Masuri Gulawati Road (IDC), Hapur Uttar Pradesh – 201015, INDIA

has implemented Quality Management System
in accordance with **ISO 9001:2015**
for the scope of

Manufacturing of Plastic Furniture Products.

The certificate is valid in conjunction
with the main certificate from **2021-11-10** until **2024-11-09**
Subject to successful completion of annual periodic audits

The present status of this certificate can be obtained through TÜV SÜD website by scanning below QR code and by entering the certificate number (without spaces) on web page. Further clarifications regarding the status & scope of this certificate may be obtained by consulting the certification body at info.in@tuv-sud.com

Certificate Registration No. **99 100 21962/02**
Date of Initial certification: **2021-11-10**
Issue Date: **2021-11-10 Rev. 00**






CERTIFICATE ♦ CERTIFICADO ♦ CERTIFIKAT ♦ 認証証書

TÜV SÜD South Asia Pvt. Ltd. • TÜV SÜD House • Sai Naka • Anand Park • Mumbai - 400077 • Maharashtra • India

AWARDS & RECOGNITION




INDIA'S GREATEST LEADERS
2017-18 AWARD
BY ASIA ONE




AWARDED BY NSE EMERGE JULY 26, 2018



BRAND EXCELLENCE AWARD IN
BEST EMERGING BRAND BY ABP NEWS and BE
ON 21st NOVEMBER, 2019



AWARDED BY NSE AND SHRI NITIN GADKARI
ON 22 AUGUST, 2019 FOR CELEBRATING
200 LISTINGS



AWARDED BY POOR HELPLESS WELFARE SOCIETY,
BHARELI DISTT. HAMIRPUR (H.P.)
ON 14th ANNUAL FUNCTION- 2018



ENTREPRENEUR OF THE YEAR AWARD 2018 BY
BUSINESSEX.COM, ENTREPRENEUR INDIA,
FRANCHISE INDIA, ZEE BUSINESS



BRAND EXCELLENCE AWARD IN BEST
EMERGING BRAND BY ABP NEWS and
BE ON 21st NOVEMBER, 2019



AWARDED BY CII FOR HIS OUTSTANDING
CONTRIBUTION TO CII WORK IN WESTERN U.P.
2019-20



INDIA'S GREATEST BRANDS
2017-18 AWARD
BY ASIA ONE




AWARDED BY THE BRAND STORY BEYOND MARKETING
INDIA'S TOP MINDS 2021
MR. SUSHIL AGGARWAL



AWARDED BY ALL INDIA PLASTIC MOULDED
FURNITURE MANUFACTURES ASSOCIATION



ALTINA ENTREPRENEURS EXCELLENCE AWARD
2018



PRIDE OF INDIA AWARD
2023

TURNING WASTE INTO WEALTH



Recycling of Plastic Compounding Material

Plastic Moulded Furniture

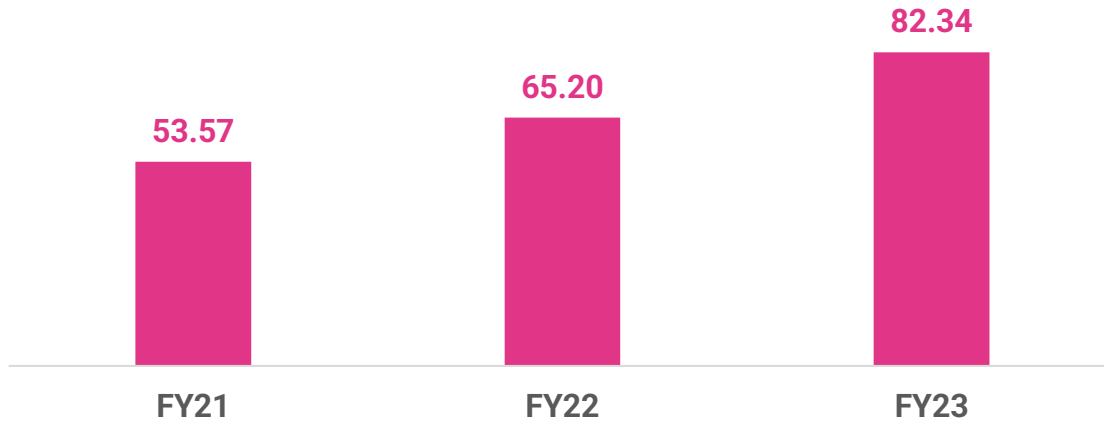
Sale of Plastic Granules

- Environment, Social and Financial Sustainability are at the core values of **Avro's** business.
- **Avro** is committed to keep on investing in sustainability metrics on all fronts because of unwavering commitments of Quality, Reliability and Sustainability.
- AVRO is going to be pioneer in Circular Economy by enabling large multinational brands to replace virgin plastic with recycled plastics in mainstream products & packaging.
- **Avro's** circular production model helps reduce the waste generated by communities, generally sent to landfills, leaked into rivers and oceans.
- It also encourages responsible consumption and production by reducing dependency on extractive virgin plastics. For every kilo of virgin plastic replaced by recycled plastic **Avro** helps reduce 2.5 kilos of GHG emissions.

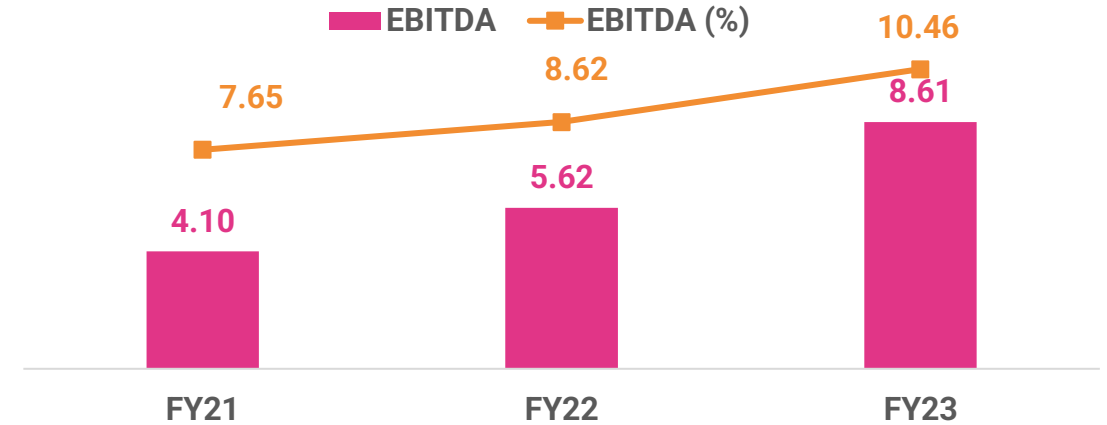


KEY FINANCIAL HIGHLIGHTS

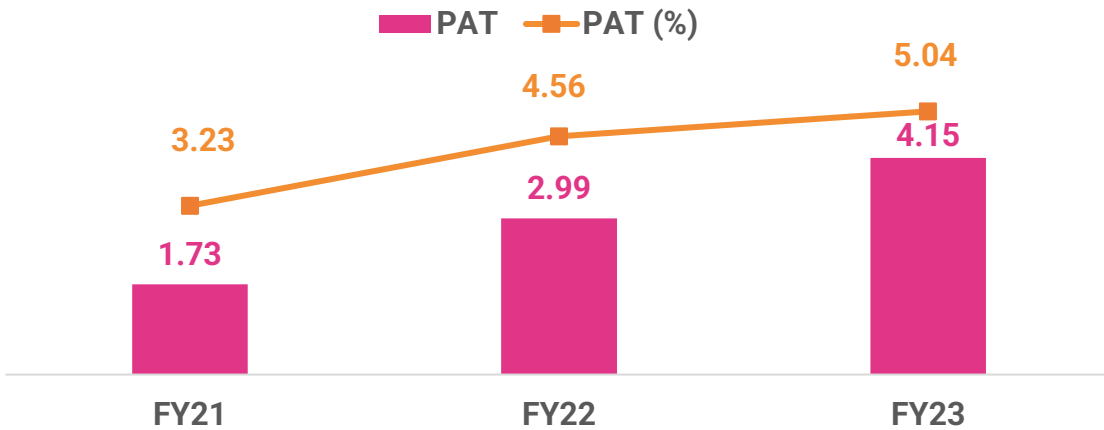
TOTAL INCOME (In ₹ Cr)



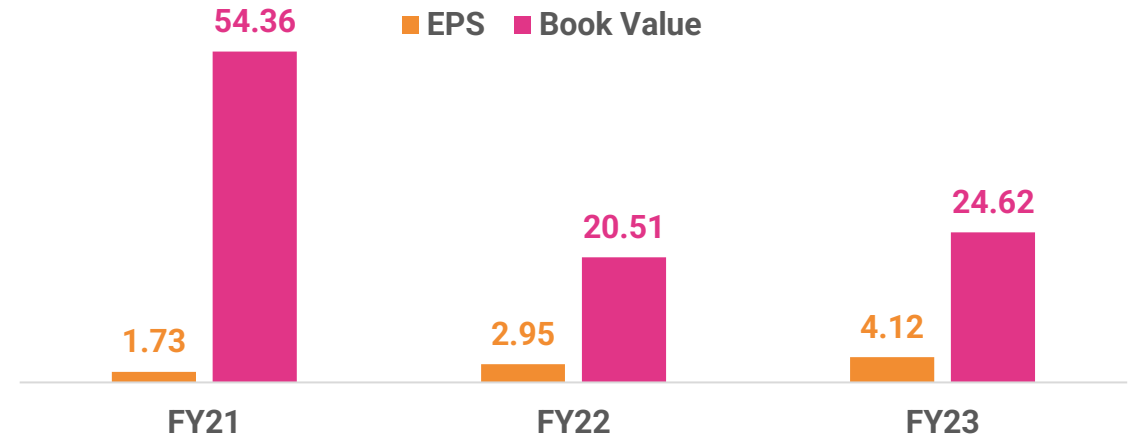
EBITDA (In ₹ Cr) & EBITDA MARGIN



PAT (In ₹ Cr) & PAT MARGIN

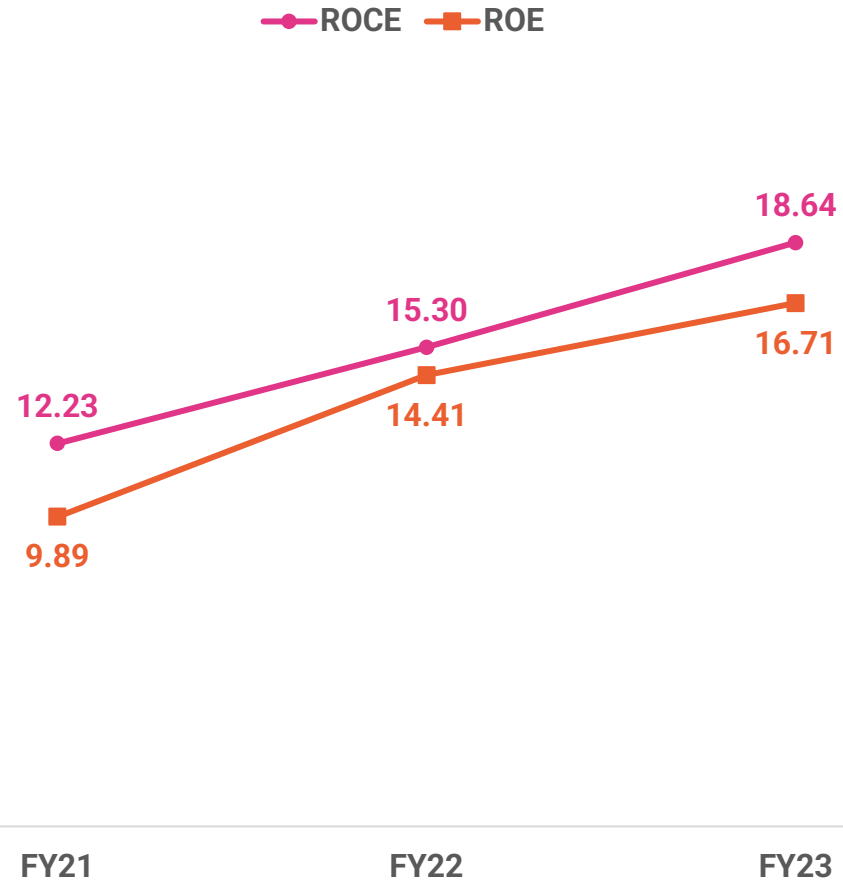


PER SHARE MATRIX (In ₹)

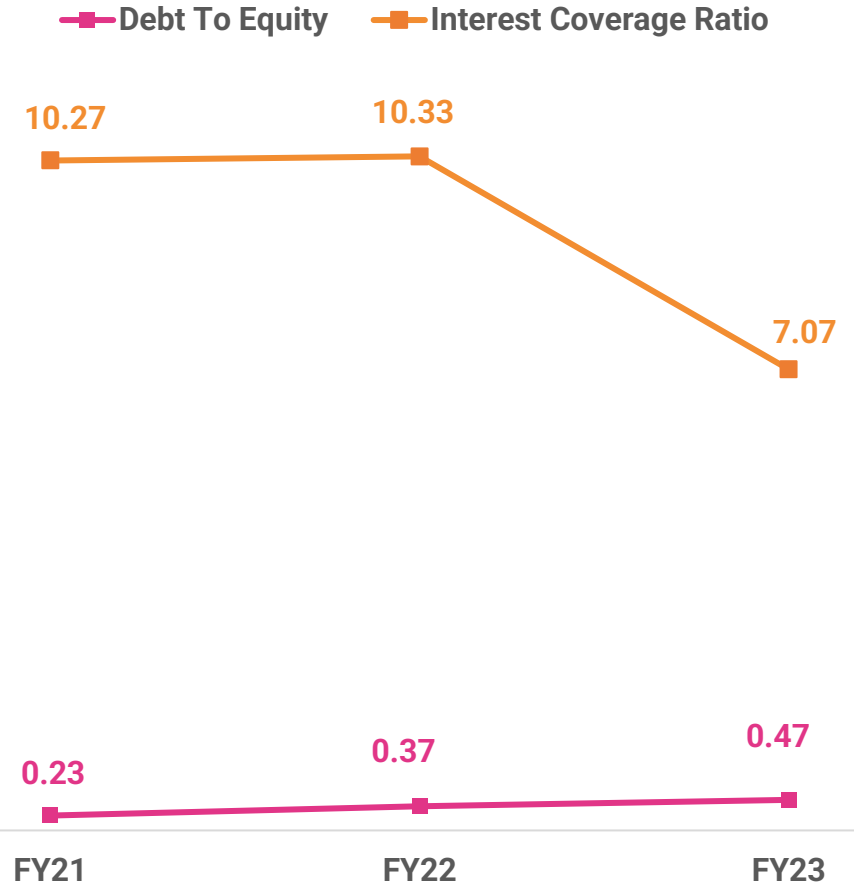


KEY FINANCIAL HIGHLIGHTS

IMPROVING RETURN RATIOS (In %)



Leverage Ratios (In Times)



KEY FINANCIAL HIGHLIGHTS



NSE: AVROIND BSE: 543512 | ISIN: INE652Z01017

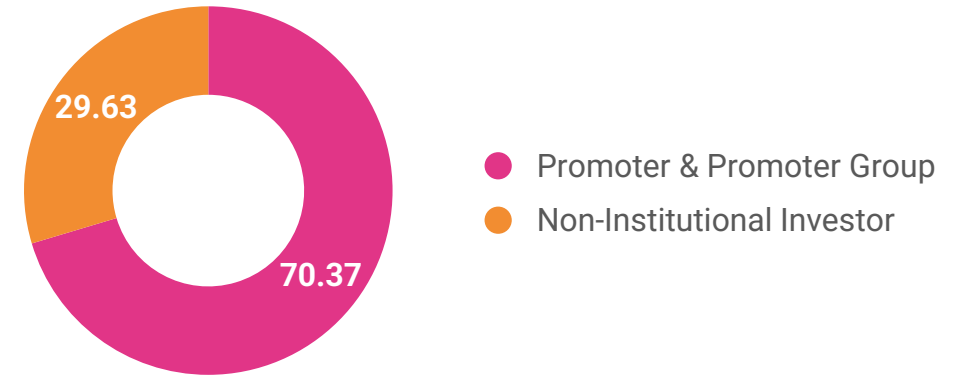
Source - NSE

As on 24-05-2023

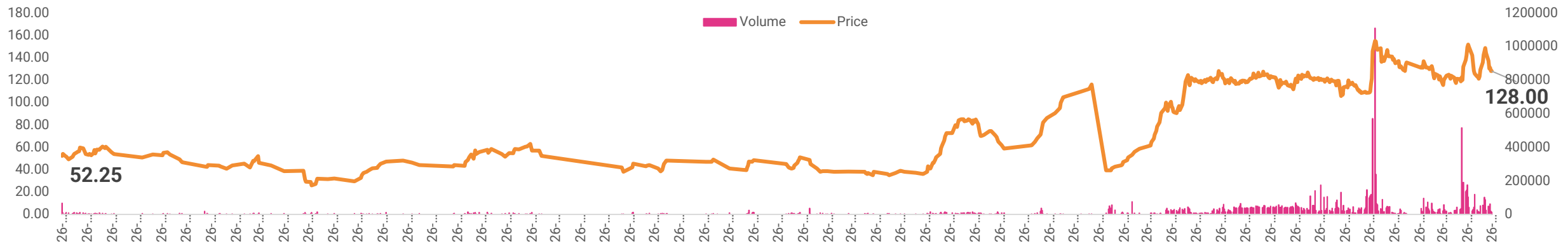
Share Price (₹)	131.00
Market Capitalization (₹ Cr)	132.14
No. of Shares Outstanding	1,00,87,400
Face Value (₹)	10
52-week High-Low (₹)	162.00 – 95.55

Share Holding Pattern

As on 31-03-2023




Share Performance From 26 July 2018 To Till Date



Bonus Issue Of 21:10 On 4 February 2022

AVRO INDIA LIMITED

Source - NSE



BUSINESS OVERVIEW



CHAIRS



TABLES



STOOLS



BABY CHAIRS



ALMIRAH

BEST SELLING PRODUCTS



VIVA



MAGNA



NEXA



BABY DESK



PLATINUM




9927



3195


UNIQUE, ROBUST & REGISTERED DESIGNS



AVRO[®]
FURNITURE

NO TO BACKACHE
YES TO COMFORTABLE CHAIRS
SHOP NOW

Mfd by: AVRO INDIA LIMITED



AVRO[®]
FURNITURE

That feeling of betrayal when you
lean too far back in your chair

Mfd by: AVRO INDIA LIMITED



AVRO[®]
FURNITURE

1101

- Anti-Skid Rubber Feet
- Extra Ribs For Strength

Mfd by: AVRO INDIA LIMITED



AVRO[®]
FURNITURE

STEP STOOL
IN GLOSS FINISH

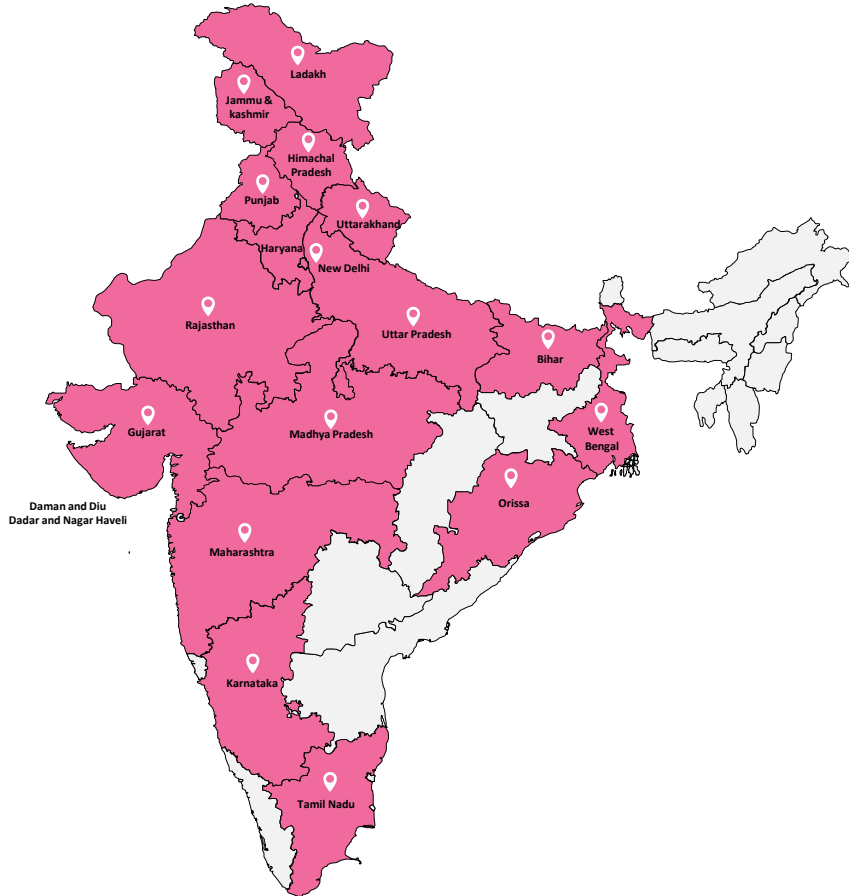
- Available in Brown, Red & Blue
- Superior Matt & Gloss Finish
- Single Mold in India

Improved Strength

2.7 Kg

Mfd by: AVRO INDIA LIMITED

STRONG OFFLINE PRESENCE



Available across
20 States

200+
Distributors

Present at more
than 20,000
Furniture Dealer

Catering to more
than 60Cr
population

INSTITUTIONAL CUSTOMERS



WHY AVRO is
CONSUMER'S Choice



Large
Product Range

Durable Quality

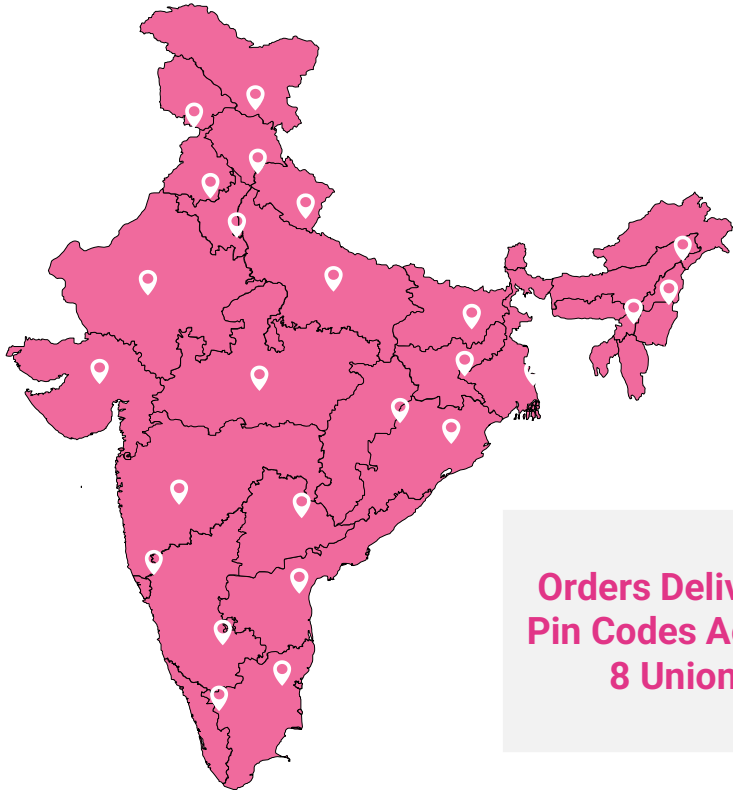
Reasonable Pricing
Then Competitors

3 years guarantee
On selected products

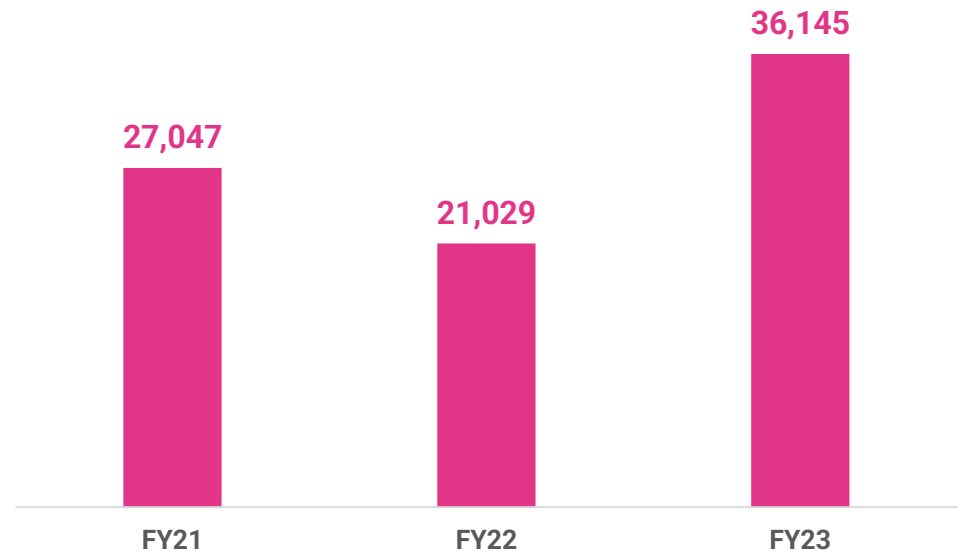
STRONG ONLINE PRESENCE



PAN INDIA ONLINE PRESENCE



ONLINE ORDERS



AMONG BEST SELLING BRANDS ONLINE



- Department
- Home & Kitchen
- Furniture
- Living Room Furniture
- Chairs
- Armchairs
- Folding Chairs
- Relax Armchairs & Chaise Longues
- Rocking Chairs
- Stacking Chairs
- Tub Chairs

Bestsellers in Armchairs

#1

AVRO Plastic Chairs | Set of 2 | Matt and Gloss Pattern | Plastic Chairs for Home, Living Room| Bearing Capacity up to 200Kg | Strong and...

★★★★★ 2.025

#2

AVRO Plastic Chairs | Set of 2 | Matt Pattern | Plastic Chairs for Home, Living Room| Bearing Capacity up to 200Kg | Strong and Sturdy...

★★★★★ 377

#3

9100 Plastic Chair for Home,Office Dining Room, Bedroom, Kitchen, Living Room, Bearing Capacity up to 200 Kg (1)

₹499 00 - ₹7 749 00

#4


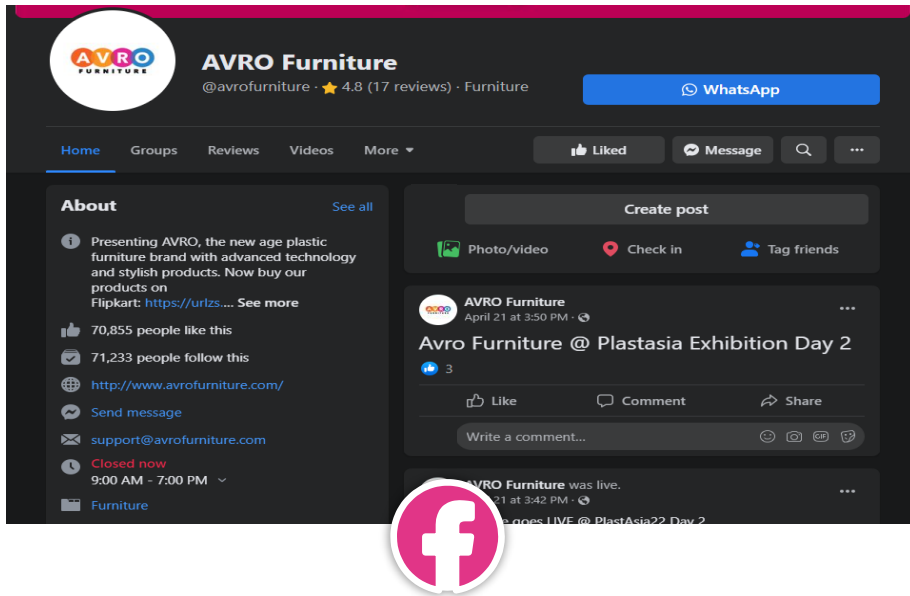
AVRO FURNITURE 7756 Plastic Chair | Set of 2 | Matt and Gloss Pattern | for Dining Room, Bedroom, Kitchen, Living Room | Bearing...

★★★★★ 2.352

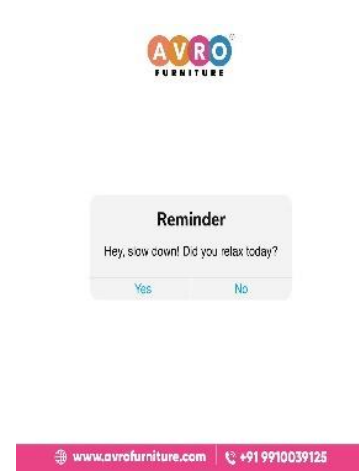

MIX OF TRADITIONAL & NEW GEN MARKETING



STRONG SOCIAL MEDIA MARKETING FOR BRAND RECALL



ONLINE MARKETING CAMPAIGNS & CONTEST




YOUTUBE VIDEOS FOR PRODUCT DEMOS & ASSEMBLY



The screenshot shows the AVRO Furniture YouTube channel page. At the top, there's a search bar and navigation icons. Below that is a banner image of a dining table set. The channel name 'AVRO FURNITURE' is displayed with 893 subscribers and a 'SUBSCRIBE' button. Navigation tabs for HOME, VIDEOS, PLAYLISTS, COMMUNITY, CHANNELS, and ABOUT are visible. The 'Uploads' section is active, showing a row of video thumbnails with titles and view counts: 'AVRO Corporate Film 2022' (88 views), 'AVRO Furniture - New Launch - Oscar Table' (338 views), 'VIVA Table Assembly Video' (484 views), 'Nexa Table Assembly Video' (297 views), and 'Maxima Table Assembly Video' (200 views). A 'Shorts' section is also visible at the bottom.



The screenshot shows a YouTube video player for 'Delta Multipurpose Table Assembly Video'. The video title is 'Delta Multipurpose Table Assembly Video' with 464 views and a date of 3 Aug 2021. The video player shows a dark brown table with the text 'EASY ASSEMBLING VIDEO' and 'DELTA DINING TABLE'. Below the player are interaction buttons: Like (5), Dislike, Share, Download, Save, and a 'SUBSCRIBE' button. The AVRO Furniture channel name and subscriber count (893) are also visible. On the right side, there's a playlist titled 'Assembly Video of AVRO Product' with three items: 'Delta Multipurpose Table Assembly Video' (0:53), 'Magna Table Assembly Video' (0:40), and 'Maxima Table Assembly Video' (0:44). Other recommended videos are visible at the bottom right.



INDUSTRY OVERVIEW

By 2030, Indian middle class is expected to have the second largest share in global consumption at 17%.

The plastic furniture industry is estimated to be close to Rs 6000 crore industry pan India by organized and unorganized manufacturers in 2022.

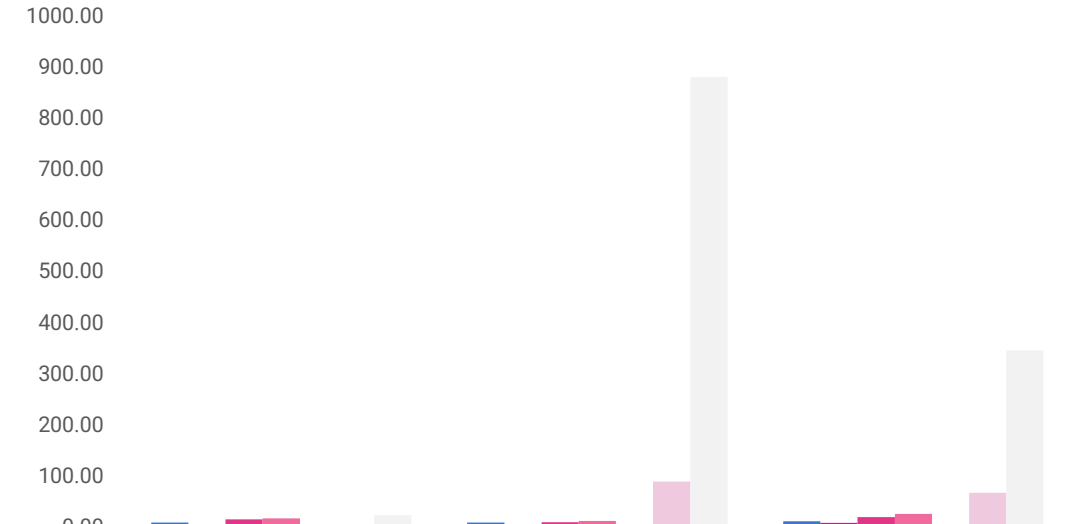
Increasing demand for low-cost, lightweight, and durable plastic furniture in various end-use sectors is driving end-users to adopt plastic furniture instead of traditional, wooden or metal furniture.

There is a growing demand of approx 15% PA organic and will continue to grow for decades due to the versatile nature of the product.

Plastic furniture industry is also saving forests.



PEER COMPARISON



	Avro India Limited	Nilkamal Limited	Supreme Industries Limited
EBITDA Margin	10.46	10.09	13.04
PAT Margin	5.04	4.28	9.40
ROE%	16.71	10.65	20.99
ROCE%	18.64	13.26	26.83
Debt To Equity (X)	0.47	0.27	0.01
EPS ₹	4.12	90.00	68.12
Book Value ₹	24.62	881.00	347.00


Total Income ₹ Cr

82.34

3141.90

9283.35

Data for FY23

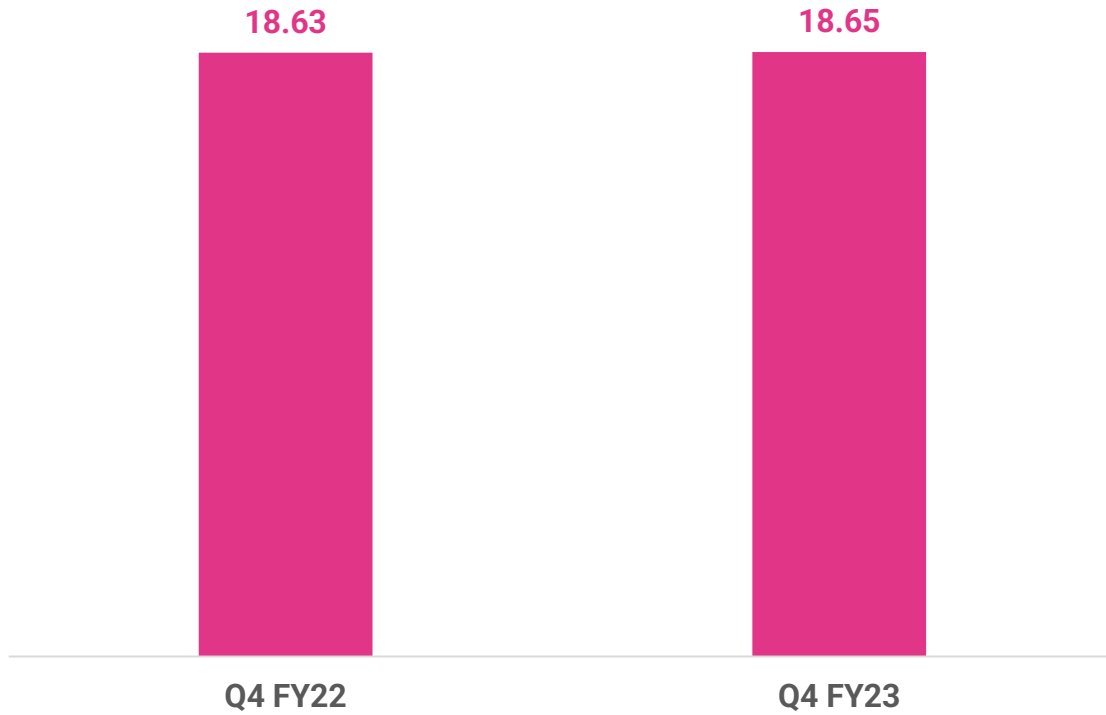


FINANCIAL OVERVIEW

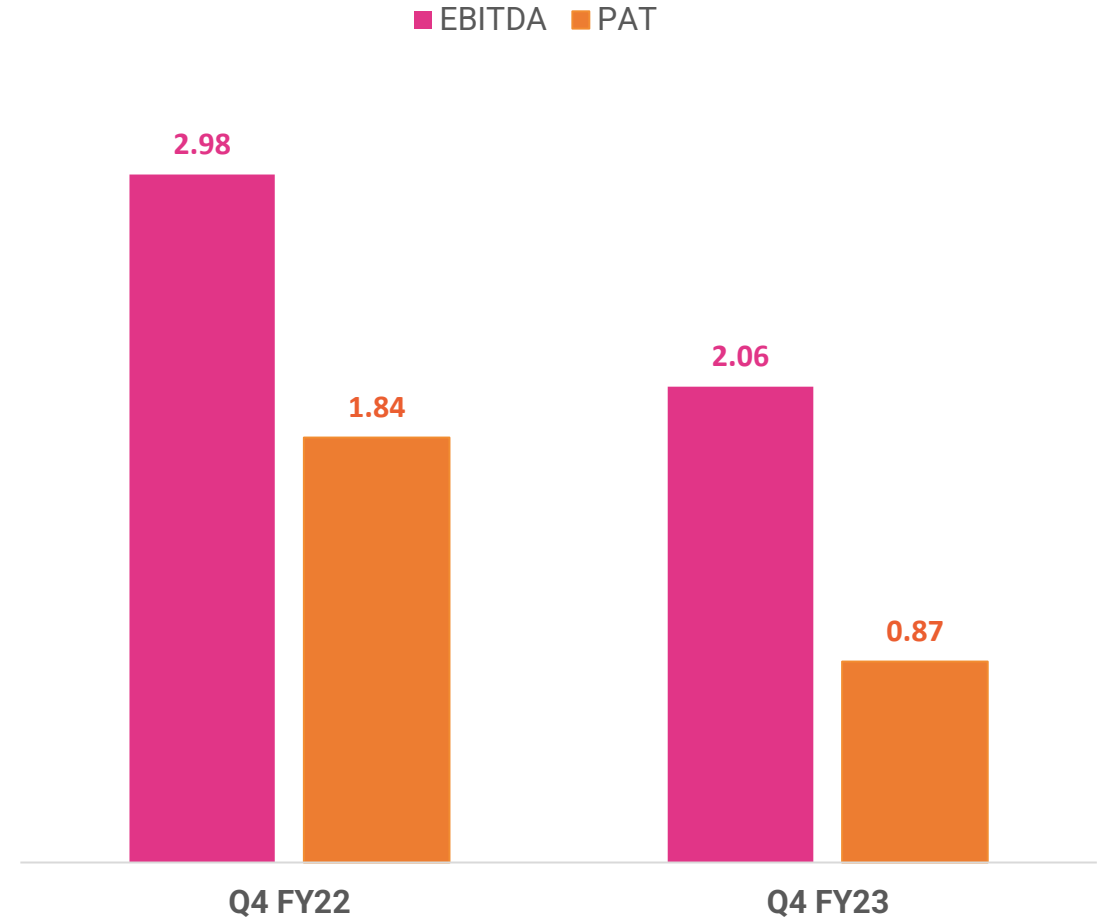
QUARTERLY PERFORMANCE HIGHLIGHTS



TOTAL INCOME (In ₹ Cr)



EBITDA & PAT (In ₹ Cr)



Q4 FY23 RESULTS HIGHLIGHT



In ₹ Cr

Particulars	Q4 FY23	Q4 FY22	Y-O-Y %	FY23	FY22	Y-O-Y%
Net Sales	17.11	18.30		80.01	64.74	
Other Income	1.54	0.33		2.33	0.46	
Total Income	18.65	18.63	0.11%	82.34	65.20	26.29%
Expenses						
Raw Material costs	13.16	12.81		61.53	47.75	
Employee Benefit Expenses	0.38	0.31		1.37	1.27	
Other Expenses	3.04	2.53		10.83	10.56	
Total Expenditure	16.58	15.65		73.73	59.58	
EBIDTA	2.07	2.98	-30.54%	8.61	5.62	53.20%
EBIDTA(%)	11.10	16.00		10.46	8.62	
Interest	0.26	0.13		0.96	0.42	
Depreciation	0.57	0.41		1.82	1.28	
PBT	1.24	2.44		5.83	3.92	
TAX Expense (Including Deferred Tax)	0.37	0.60		1.68	0.95	
Other comprehensive income	0.00	0.01		0.00	0.02	
Net Profit	0.87	1.85	-52.97%	4.15	2.99	38.80%
NPM(%)	4.66	9.88		5.04	4.56	

PROFIT & LOSS STATEMENT



In ₹ Cr

Particulars	FY21	FY22	FY23
Net Sales	53.27	64.74	80.01
Other Income	0.30	0.46	2.33
Total Income	53.57	65.20	82.34
Expenses			
Raw Material costs	43.46	47.75	61.53
Employee Benefit Expenses	1.33	1.27	1.37
Other Expenses	4.67	10.56	10.83
Total Expenditure	49.46	59.58	73.73
EBIDTA	4.11	5.62	8.61
Interest	7.67	0.42	0.96
Depreciation	1.44	1.28	1.82
PBT	2.41	3.92	5.83
TAX Expense (Including Deferred Tax)	0.66	0.95	1.68
PAT	1.75	2.97	4.15
Other Comprehensive Income	-0.01	0.02	0.00
Reported Net Profit	1.74	2.99	4.15

FY21 it is as per INDAS

AVRO INDIA LIMITED

BALANCE SHEET



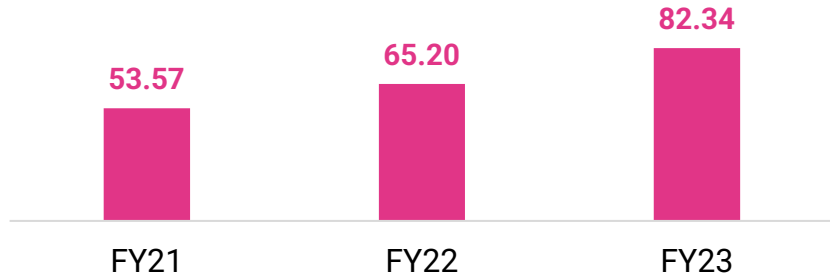
In ₹ Cr

Equities & Liabilities	FY21	FY22	FY23
Equity	3.25	10.09	10.09
Reserves	14.44	10.60	14.75
Total Equity	17.69	20.69	24.84
Non Current Liabilities			
Long Term Borrowing	0.50	1.17	2.83
Deferred Tax Liabilities	0.00	0.00	0.04
Other Long Term Liabilities	0.00	0.00	0.00
Long Term Provision	0.08	0.08	0.08
Total Non Current Liabilities	0.58	1.25	2.95
Current Liabilities			
Short Term Borrowings	3.65	6.51	8.75
Trade Payables	2.34	7.91	3.68
Other Current Financial Liabilities	0.17	0.13	0.15
Other Current Liabilities	0.45	0.82	0.61
Short Term Provision	0.01	0.01	0.01
Total Current Liabilities	6.62	15.38	13.20
Total Liabilities	24.89	37.31	40.99

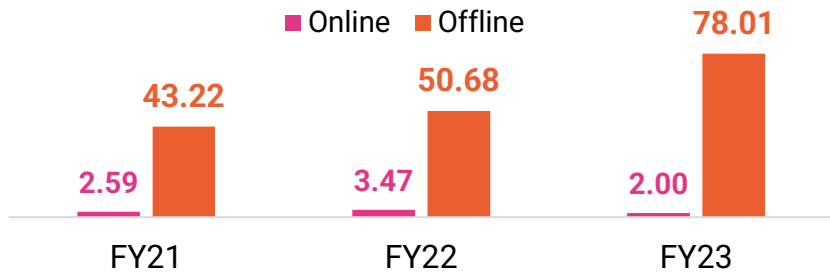
Assets	FY21	FY22	FY23
Non Current Assets			
Fixed assets	10.18	12.15	15.06
Non-current investments	0.00	0.00	0.00
Other Non-Current Financial Assets	0.00	0.00	0.00
Other non-current assets	0.28	0.28	0.28
Total Non Current Assets	10.46	12.43	15.34
Current Assets			
Inventories	1.69	5.05	6.41
Trade receivables	10.78	18.64	16.64
Cash & Bank Balance	0.39	0.45	0.54
Other Current Financial Assets	1.37	0.49	1.73
Current Tax Assets (Net)	0.07	0.00	0.00
Other current assets	0.13	0.25	0.32
Total Current Assets	14.43	24.88	25.65
Total Assets	24.89	37.31	40.99

REVENUE ANALYSIS

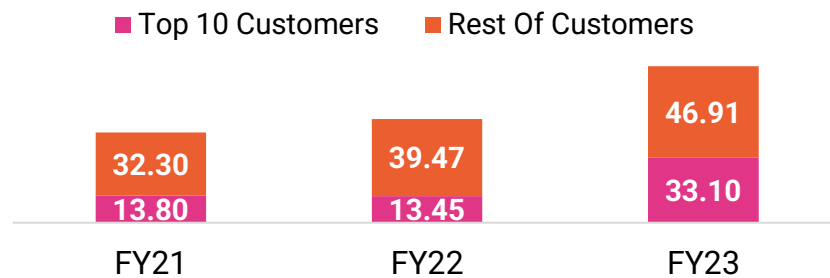
TOTAL INCOME (In ₹ CR)



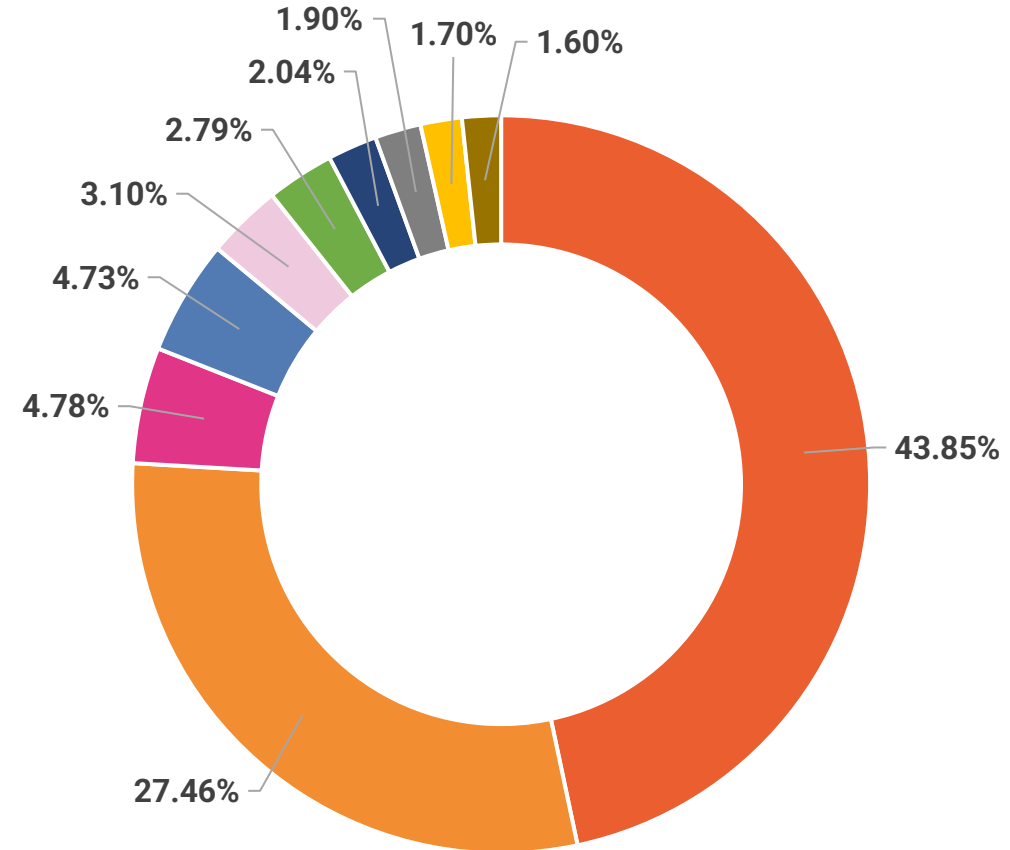
REVENUE (In ₹ CR)



REVENUE BREAKUP (In ₹ CR)



TOP 10 REGION WISE REVENUE (In %)



- Uttar Pradesh
- Delhi
- Rajasthan
- Haryana
- Madhya Pradesh
- Uttarakhand
- Punjab
- Gujarat
- Jharkhand
- Maharashtra

This presentation and the accompanying slides (the “Presentation”), which have been prepared by AVRO India Limited (the “Company”) solely for information purposes and do not constitute any offer, recommendation or invitation to purchase or subscribe for any securities, and shall not form the basis or be relied on in connection with any contract or binding commitment what so ever. No offering of securities of the Company will be made except by means of a statutory offering document containing detailed information about the Company.

This Presentation has been prepared by the Company based on information and data which the Company considers reliable, but the Company makes no representation or warranty, express or implied, whatsoever, and no reliance shall be placed on, the truth, accuracy, completeness, fairness and reasonableness of the contents of this Presentation. This Presentation may not be all inclusive and may not contain all of the information that you may consider material. Any liability in respect of the contents of, or any omission from, this Presentation is expressly excluded.

Certain matters discussed in this Presentation may contain statements regarding the Company’s market opportunity and business prospects that are individually and collectively forward-looking statements. Such forward-looking statements are not guarantee of future performance and are subject to known and unknown risks, uncertainties and assumptions that are difficult to predict.

These risks and uncertainties include, but are not limited to, the performance of the Indian economy and of the economies of various international markets, the performance of the industry in India and world-wide, competition, the company’s ability to successfully implement its strategy, the Company’s future levels of growth and expansion, technological implementation, changes and advancements, changes in revenue, income or cash flows, the Company’s market preferences and its exposure to market risks, as well as other risks.

The Company’s actual results, levels of activity, performance or achievements could differ materially and adversely from results expressed in or implied by this Presentation. The Company assumes no obligation to update any forward-looking information contained in this Presentation. Any forward-looking statements and projections made by third parties included in this Presentation are not adopted by the Company and the Company is not responsible for such third party statements and projections.



Thank You


Avro India Ltd.

A-7/36-39, South of G.T.Road,
Industrial Area
(Opp. Rathi Udyog Ltd.),
Electrosteel Costing
Compound, Ghaziabad- 201-009
(UP), India

Phone: 0120-4376091

Website: avrofurniture.com

E-mail: info@avrofurniture.com



Kirin Advisors Pvt. Ltd.

713-B, Lodha Supremus II,
Wagle Estate,
Thane West – 400 604.

Phone: +91 22 4100 2455

Website:

www.kirinadvisors.com

E-mail: info@kirinadvisors.com