

PACE E-COMMERCE VENTURES LIMITED

(FORMERLY KNOWN AS PACE E-COMMERCE VENTURES PRIVATE LIMITED)

(PREVIOUSLY KNOWN AS PACE SPORTS AND ENTERTAINMENT PRIVATE LIMITED)

REG. OFFICE: ANUGRAH BUNGLOW, STREET 4, PALLOD FARMS II, SHAMBHU VIHAR SOCIETY,
NANKUDE VASTI , AUNDH , PUNE , MAHARASHTRA - 411045, INDIA
CIN: U51909PN2015PLC156068. | E-mail:- compliance@pacesports.in

November 08, 2023

To,
The Department of Corporate Relations
BSE Limited
P. J. Towers, Dalal Street, Fort,
Mumbai-400 001

SCRIP CODE: 543637
ISIN: INE0N1L01018

SUB: SUBMISSION OF COMPLIANCES FOR "PACE E-COMMERCE VENTURES LIMITED" FOR THE HALF YEAR ENDED SEPTEMBER 30, 2023

Respected Sir/Madam,

We are submitting herewith the following documents in respect of compliances under regulation 30 and 33 of the Securities and Exchange Board of India (Listing Obligations and Disclosure Requirements) Regulations, 2015 for the **Half year ended September 30, 2023**.

1. Outcome of the Board meeting held today i.e. Wednesday, November 08, 2023 at 03:00 P.M at registered office of company.
2. Un-audited Standalone Financial Results for the Half year ended September 30, 2023 approved by the board of directors in its meeting
3. Auditor's Limited Review Report (LRR) on Un-audited Standalone Financial Results for the half year ended September 30, 2023 as per the format prescribed by SEBI.

You are requested to take the same on your record and oblige.

Thanking You,

Yours faithfully,

FOR AND ON BEHALF OF,
PACE E-COMMERCE VENTURES LIMITED
(FORMERLY KNOWN AS PACE E-COMMERCE VENTURES PRIVATE LIMITED)
(PREVIOUSLY KNOWN AS PACE SPORTS AND ENTERTAINMENT PRIVATE LIMITED)

SHAIVAL DHARMENDRA GANDHI
MANAGING DIRECTOR
(DIN: 02883899)
ADD: ASHWAMEGH BUNGLOWS,PART 3,
NR. BILESHWAR MAHADEV, 132 FT RING ROAD, SATELLITE
AHMEDABAD, GUJARAT, INDIA-380015

REPORT ON LIMITED REVIEW OF THE UN-AUDITED FINANCIAL RESULTS OF THE COMPANY FOR THE HALF YEAR ENDED ON SEPTEMBER 30, 2023.

To,
The Board of Directors of,
PACE E- COMMERCE VENTURES LIMITED.
CIN: U51909PN2015PLC156068

We have reviewed the accompanying statement of unaudited financial results of Pace E-Commerce Ventures Ltd. for the half year ended on 30/09/2023, being submitted by the Company pursuant to the requirement of Regulation 33 of the SEBI (Listing Obligations and Disclosure Requirement) Regulations, 2015 as modified by Circular No CIR/CFD/FAC/62/2016 dated July 5, 2016.


This statement is the responsibility of the Company's Management and is to be approved by the Board of Directors and it has been prepared in accordance with the recognition and measurement principles laid down in the Indian Accounting Standard 34 - "Interim Financial Reporting" ("Ind AS 34"), prescribed under Section 133 of the Companies Act, 2013 read with relevant rules issued thereunder and other accounting principles generally accepted in India. Our responsibility is to issue a report on these financial statements based on the review.

We conducted our review in accordance with the Standard on Review Engagement (SRE) 2410 i.e. 'Review of Interim Financial Information performed by the Independent Auditor of the Entity', issued by the Institute of Chartered Accountants of India. This standard requires that we plan and perform the review to obtain moderate assurance as to whether the financial statements are free of material misstatement. A review is limited primarily to inquiries of company personnel and analytical procedures applied to financial data and thus provide less assurance than an audit. We have not performed an audit and accordingly, we do not express an audit opinion.


Based on our review conducted as above, nothing has come to our attention that causes us to believe that the accompanying statement of unaudited financial results prepared in accordance with aforesaid Indian Accounting Standards and other accounting practices and policies generally accepted in India, has not been disclosed the information required to be disclosed in terms of Regulation 33 of the SEBI (Listing Obligations and Disclosure Requirements) Regulations, 2015 as modified by Circular No CIR/CFD/FAC/62/2016 dated July 5, 2016 including

Head Office: 509-508, Shriram Chambers, R. C. Dutt Road, Alkapuri,
Vadodara- 390007, Gujarat, India

Branches: INDIA- Ahmedabad, Mumbai, Chennai
OVERSEAS- USA, Australia

 info@bpaca.com


 www.bpaca.com

 +91-265-2338755



the manner in which it is to be disclosed, or that it contains any material misstatement.

**For Bharat Parikh & Associates,
Chartered Accountants
FRN: 101241W
Peer Review Certificate No: 014390**



**CA Bharat Parikh
(Senior Managing Partner)
Membership No. : 038204**



**Place: Vadodara
Date: 08.11.2023**

UDIN : 23038204BGXCHZ7964

PACE E-COMMERCE VENTURES LIMITED

CIN : U51909PN2015PLC156068

Registered Office: Anugrah Bunglow, Street a, Pallod Farms II, Aundh, Pune - 411045, Maharashtra

(Rupees in Lakhs)

Statement of Unaudited Balance Sheet as at 30th September, 2023

Particulars	As at	As at	As at	As at
	30th	30th	31st March,	31st March,
	September,2023	September,2022	2023	2022
	Unaudited	Unaudited	Audited	Audited
ASSETS				
Non-current assets				
(a) Property, plant and equipment	2,373.74	2,260.92	2,287.62	2,255.12
(b) Capital work-in-progress				
(c) Financial assets				
(i) Investments	3,352.99	70.17	3,088.09	1.29
(ii) Loans	795.33	326.78	518.61	317.47
(d) Other non-current asset				
Total non-current assets	6,522.06	2,657.87	5,894.32	2,573.88
Current assets				
(a) Inventories	194.93	314.07	155.51	191.77
(b) Financial assets				
(i) Trade receivables	729.16	354.41	846.14	281.10
(ii) Cash and cash equivalents	53.92	108.00	63.65	13.88
(iii) Other financial asset	109.73	105.06	542.23	180.62
(c) Income/Current tax assets (net)	-	0.48	-	0.48
(d) Other current assets				
Total current assets	1,087.74	882.02	1,607.53	667.85
TOTAL ASSETS	7,609.80	3,539.89	7,501.85	3,241.73
EQUITY AND LIABILITIES				
Equity				
(a) Equity share capital	7,079.55	2,921.71	7,052.70	2,649.47
(b) Other equity	-	-	-	-
Total equity	7,079.55	2,921.71	7,052.70	2,649.47
Non-current liabilities				
(a) Financial liabilities				
(i) Borrowings	308.20	322.95	241.51	313.71
(b) Deferred tax liability (net)				
Total non current liabilities	308.20	322.95	241.51	313.71
Current liabilities				
(a) Financial liabilities				
(i) Borrowings	145.36	40.42	100.98	48.77
(ii) Trade payable				
1. Dues of micro enterprises and small enterprises	-	-	-	-
2. Dues of creditor other than micro enterprises and small enterprises	20.84	190.65	49.66	194.37
(iii) Provisions	26.21	39.07	22.42	22.07
(b) Other current liabilities	29.64	25.09	34.58	13.34
Total current liabilities	222.05	295.23	207.64	278.55
TOTAL EQUITY AND LIABILITIES	7,609.80	3,539.89	7,501.85	3,241.73

As per our report on Accordance with (AAS-31) & (ISRS- 4410)

For Bharat Parikh & Associates

Chartered Accountants

FRN: 101241W

Peer Review Certificate No. 01/2023

For and on behalf of the Board of Directors

For Pace E-Commerce Ventures Limited

CA Bharat Parikh
Sr. Managing Partner
Membership No : 038204
UDIN: 23038204BGXCHZ7964
Place: Pune
Date : November 8, 2023



Sh. Shaival Gandhi

Shaival Gandhi
Managing Director
Din : 02883899



PACE E-COMMERCE VENTURES LIMITED

CIN : U51909PN2015PLC156068

Registered Office: Anugrah Bunglow, Street a, Pallod Farms II, Aundh, Pune - 411045, Maharashtra

Extract of Standalone Unaudited Financial Results for the Half Year ended September 30, 2023

Particulars		(Rs. In Lakh except per share data)			
		Half Year Ended		Year Ended	
		30/09/2023	30/09/2022	31/03/2023	31/03/2022
A	Date of start of reporting period	01/04/2023	01/04/2022	01/04/2022	01/04/2021
B	Date of end of reporting period	30/09/2023	30/09/2022	31/03/2023	31/03/2022
C	Whether results are audited or unaudited	Unaudited	Unaudited	Audited	Audited
Part I					
I	Revenue From Operations				
	Net sales or Revenue from Operations	1,322.36	904.65	2,837.16	1,049.57
II	Other Income	1.19	0.02	3.18	4.57
III	Total Revenue (I + II)	1,323.55	904.67	2,840.34	1,054.14
IV	Expenses				
(a)	Cost of materials consumed	-	-	-	-
(b)	Purchases of stock-in-trade	1,202.20	896.74	2,554.81	947.46
(c)	Changes in inventories of finished goods, work-in-progress and stock-in-trade	(39.42)	(122.30)	36.26	(81.42)
(d)	Employee benefit expense	33.59	16.45	19.84	15.74
(e)	Finance Costs	31.41	22.61	56.24	21.59
(f)	Depreciation and amortisation expense	8.32	0.91	2.06	1.75
(g)	Other Expenses	56.58	22.00	95.09	75.56
	Total expenses	1,292.68	836.41	2,764.30	980.68
V	Profit (loss) before Exceptional and Extraordinary Items and tax	30.87	68.26	76.04	73.46
VI	Exceptional items	-	-	-	-
VIII	Profit (loss) before Tax (VII-VIII)	30.87	68.26	76.04	73.46
X	Tax Expense				
(a)	Current Tax	4.00	17.00	13.78	19.34
	(Less):- MAT Credit	-	-	-	-
	Current Tax Expense Relating to Prior years	-	-	-	-
(b)	Deferred Tax (Asset)/Liabilities	-	-	-	-
XI	Net Profit/Loss for the period from Continuing Operations (IX-X)	26.87	51.26	62.26	54.12
XII	Profit (Loss) from Discontinuing Operations	-	-	-	-
XIII	Tax Expenses of Discontinuing Operations	-	-	-	-
XIV	Net Profit (Loss) from Discontinuing Operations after tax (XII-XIII)	-	-	-	-
XV	Profit (Loss) for the period (XI+XIV)	26.87	51.26	62.26	54.12
XVI	Other Comprehensive Income				
a. i.)	Amount of item that will not be reclassified to profit or loss	-	-	-	-
	ii.) Income tax relating to items that will not be reclassified to profit or loss	-	-	-	-
b i.)	Item that will be reclassified to profit or loss	-	-	-	-
	ii.) Income tax relating to items that will be reclassified to profit or loss	-	-	-	-
XVII	Total Comprehensive income	0.00	0.00	0.00	0.00
	Total Comprehensive income [Comprising Profit for the Period (After tax) and Other comprehensive income] (XV+XVII)	26.87	51.26	62.26	54.12
XVIII	Details of equity share capital				
	Paid-up equity share capital (Face Value of Rs. 10/- per equity share)	2,253.35	1,853.35	2,253.35	1,831.90
	Face value of equity share capital (Per Share)	Rs. 10/-	Rs. 10/-	Rs. 10/-	Rs. 10/-
XIX	Earnings per share (Not Annualized for Year ended)	0.12	0.28	0.28	0.30
(a)	Earnings per share Continuing Operation (Annualised for Year ended)				
	Basic earnings per share before extraordinary items	0.12	0.28	0.28	0.30
	Diluted earnings per share before extraordinary items	0.12	0.28	0.28	0.30
(b)	Earnings per share Discontinuing Operation (Annualised for Year ended)				
	Basic earnings per share after extraordinary items	0.00	0.00	0.00	0.00
	Diluted earnings per share after extraordinary items	0.00	0.00	0.00	0.00
(c)	Earnings per share (Annualised for Year ended)				
	Basic earnings per share before extraordinary items	0.12	0.28	0.28	0.30
	Diluted earnings per share before extraordinary items	0.12	0.28	0.28	0.30

As per our report on Accordance with (AAS-31) & (ISRS- 4410)
For Bharat Parikh & Associates
Chartered Accountants
FRN: 101241W
Peer Review Certificate No: 014390

CA Bharat Parikh
Sr. Managing Partner
Membership No : 038204
UDIN: 23038204BGXCHZ7964
Place: Pune
Date : November 8, 2023



For and on behalf of the Board of Directors
For Pace E-Commerce Ventures Limited

Shival Gandhi

Shival Gandhi
Managing Director
Din : 02883899



PACE E-COMMERCE VENTURES LIMITED

CIN : U51909PN2015PLC156068

Registered Office: Anugrah Bunglow, Street a, Pallod Farms II, Aundh, Pune - 411045, Maharashtra

(Rupees in Lakhs)

Unaudited Cash Flow Statement for the Half year ended 30 th September,2023

S.No.	Particulars	Half Year ended	Half Year ended	Year ended	Year ended
		30th September , 2023	30th September , 2022	31st March, 2023	31st March, 2022
		Unaudited	Unaudited	Audited	Audited
A)	Cash flow from operating activities				
	NET PROFIT BEFORE TAX AND EXTRA ORDINARY ITEMS	30.86	68.26	76.04	73.46
	ADJUSTMENT FOR :				
	DEPRECIATION	8.32	0.91	2.06	1.76
	LOSS ON SALE OF FIXED ASSETS	-	-	-	-
	INTEREST PAID	27.48	15.90	46.04	18.03
	INTEREST RECEIVED	(0.08)	-	-	-
	OPERATING PROFIT BEFORE WORKING CAPITAL CHANGES	66.58	85.07	124.15	93.25
	Adjustment for :				
	TRADE AND OTHER RECEIVABLES	116.98	(73.31)	(565.04)	(227.42)
	INVENTORIES	(39.42)	-	36.27	-
	LONG TERM LOANS AND ADVANCES	(276.71)	-	(200.74)	-
	SHORT TERM LOANS AND ADVANCES	432.50	-	(361.61)	-
	SHORT TERM BORROWING	(5.98)	-	52.21	-
	NON CURRENT INVESTMENT	(264.91)	(124.93)	(3,086.79)	(227.36)
	OTHER CURRENT LIABILITIES	(4.94)	3.41	21.24	11.83
	SHORT TERM PROVISIONS	3.79	17.00	0.35	19.54
	TRADE PAYABLES	(28.83)	(3.73)	(144.71)	120.82
	CASH OUT FLOW FROM OPERATIONS	(0.94)	(96.49)	(4,124.69)	(209.34)
	CASH OUT FLOW BEFORE EXTRAORDINARY ITEMS	(0.94)	(96.49)	(4,124.69)	(209.34)
	DIRECT TAX PAID	(4.00)	(17.00)	(13.71)	(19.50)
	EXTRA ORDINARY ITEMS (PRIOR YEAR'S TAX)	-	-	-	-
	NET CASH OUT FLOW FROM OPERATING ACTIVITIES	-	-	-	-
B)	Cash from investing activities	(4.94)	(113.49)	(4,138.40)	(228.04)
	PURCHASES OF SHARES	-	-	-	-
	SALE OF FIXED ASSETS	-	-	-	-
	INTEREST RECEIVED	-	-	-	-
	PURCHASES OF FIXED ASSETS	(95.89)	(6.71)	(34.56)	(2.91)
	INVESTMENTS IN FIXED DEPOSITS	1.45	-	-	-
	Net cash used in investing activities (B)	(94.44)	(6.71)	(34.56)	(2.91)
C)	Cash flow from financing activities				
	INCREASE IN SECURED LOANS	80.02	(152.21)	147.11	217.87
	INCREASE IN UNSECURED LOANS	-	161.45	-	31.50
	INTEREST PAID	(27.48)	(15.90)	(46.04)	(18.03)
	INTEREST received	0.08	-	-	-
	INCREASE IN OTHER LONG TERM BORROWINGS	37.03	-	(219.31)	-
	INCREASE IN SHARE CAPITAL	-	21.45	421.45	-
	INCREASE IN SHARE PREMIUM	-	199.52	3,919.52	-
	Net cash flow from financing activities (C)	89.65	214.31	4,222.73	231.34
D)	NET INCREASE / (DECREASE) IN CASH AND CASH EQUIVALENT	(9.74)	94.11	49.76	(0.41)
E)	CASH AND CASH EQUIVALENT AS AT 31.03.2023	63.65	13.89	13.89	14.30
	(OPENING CASH BALANCE)	-	-	-	-
	CASH AND CASH EQUIVALENT AS AT 31.03.2023	53.92	108.00	63.65	13.89
F)	CLOSING CASH BALANCE	53.92	108.00	63.65	13.89
	Total				

As per our report on Accordance with (AAS-31) & (ISRS- 4410)
For Bharat Parikh & Associates
Chartered Accountants
FRN: 101241W
Peer Review Certificate No: 014390

CA Bharat Parikh
Sr. Managing Partner
Membership No : 038204
UDIN: 23038204BGXCHZ7964
Place: Pune
Date : November 8,2023



For and on behalf of the Board of Directors
For Pace E-Commerce Ventures Limited

Shaival Gandhi
Managing Director
Din : 02883899

