

OGL/ND/2021

November 12, 2021

The Manager
National Stock Exchange of India Ltd.
Exchange Plaza, Bandra-Kurla Complex,
Bandra (East)
Mumbai - 400051
Email: cmlist@nse.co.in
Scrip Code: BINDALAGRO

The Manager
BSE Ltd.
Department of Corporate Services
Floor 25, P J Towers, Dalal Street,
Mumbai - 400001
Email: corp.relations@bseindia.com
Scrip Code: 539290

Sub: Submission of newspaper publications

Dear Sir,

Please find enclosed herewith newspaper publications for publication of unaudited financial results for the quarter and half year ended September 30, 2021 published in the following newspapers:

1. Financial Express (National daily newspaper) on November 12, 2021;
2. Ajit (Regional daily newspaper) on November 12, 2021.

This is for your information and records.

Yours faithfully,
For Oswal Greentech Limited



Sonal Malhotra
Company Secretary & Compliance Officer

Encl: A/a

EMERGENT INDUSTRIAL SOLUTIONS LIMITED

(FORMERLY EMERGENT GLOBAL EDU & SERVICES LIMITED) CIN L80902DL1983PLC209722

Regd. Office: B-B, 'Sagar', 6, Tilak Marg, New Delhi - 110 001;

Phones: (91) (11) 2378 2022, 2338 2592; Fax: (91) (11) 2378 2806, 23381914; Email: cs@somanigroup.com; website:www.eesl.in

Extract of Statement of Standalone & Consolidated Un-Audited Financial Results for the Quarter and Half Year Ended 30th September 2021

Particulars	Standalone						Consolidated					
	Quarter Ended		Year to date for period ended		Year Ended		Quarter Ended		Year to date for period ended		Year Ended	
	30 th Sep 2021	30 th June 2021	30 th Sep 2020	30 th Sep 2021	30 th Sep 2020	31 st Mar. 2021	30 th Sep 2021	30 th June 2021	30 th Sep 2020	30 th Sep 2021	30 th Sep 2020	31 st Mar. 2021
	Unaudited	Unaudited	Unaudited	Unaudited	Unaudited	Audited	Unaudited	Unaudited	Unaudited	Unaudited	Unaudited	Audited
1 Total Revenue	3,042.42	3,992.81	7,461.70	7,035.23	21,603.10	51,916.48	3,039.03	3,989.50	7,458.48	7,028.52	21,596.82	51,903.84
2 Profit/Loss for the period (before Tax, Exceptional and/or Extraordinary Items)	69.17	111.56	142.93	180.73	314.34	576.97	65.65	108.00	140.68	173.65	309.85	563.41
3 Profit/Loss for the period before Tax (after Exceptional and/or Extraordinary Items)	69.17	111.56	142.93	180.73	314.34	576.97	65.65	108.00	140.68	173.65	309.85	563.41
4 Profit (+)/Loss(-) for the period after Tax (after Exceptional and/or Extraordinary Items)	52.80	83.57	106.36	136.37	234.50	429.33	49.84	80.57	104.63	130.41	231.07	417.99
5 Total Comprehensive Income for the period [Comprising Profit / (Loss) for the period (after tax) and other Comprehensive Income (after tax)]	52.80	83.57	106.13	136.37	233.86	431.92	49.84	80.57	104.40	130.41	230.43	420.58
6 Paid Up Equity Share Capital (Face Value Rs.10/- Per Share)	456.90	456.90	456.90	456.90	456.90	456.90	456.90	456.90	456.90	456.90	456.90	456.90
7 Other Equity excluding Revaluation Reserves, as per Balance Sheet of Previous Accounting Year	-	-	-	-	-	1,623.60	-	-	-	-	-	1,495.82
8 Earning Per Share (Before Extraordinary Items) (Not Annualised)	1.16	1.83	2.33	2.98	5.13	9.40	1.09	1.76	2.29	2.85	5.06	9.15
(A) Basic	1.16	1.83	2.33	2.98	5.13	9.40	1.09	1.76	2.29	2.85	5.06	9.15
(B) Diluted	1.16	1.83	2.33	2.98	5.13	9.40	1.09	1.76	2.29	2.85	5.06	9.15
9 Earning Per Share (After Extraordinary Items) (Not Annualised)	1.16	1.83	2.33	2.98	5.13	9.40	1.09	1.76	2.29	2.85	5.06	9.15
(A) Basic	1.16	1.83	2.33	2.98	5.13	9.40	1.09	1.76	2.29	2.85	5.06	9.15
(B) Diluted	1.16	1.83	2.33	2.98	5.13	9.40	1.09	1.76	2.29	2.85	5.06	9.15

Note: The above is an extract of the detailed format of Financial Results for the Quarter and Half Year Ended 30th September, 2021 filed with the Stock Exchange under Regulation 33 of the SEBI (Listing Obligations and Disclosure Requirements) Regulations, 2015. The Full format of the Standalone and consolidated Financial Results are available on the Stock Exchange Website www.bseindia.com and on the Company's website www.eesl.in.

By order of the Board
FOR EMERGENT INDUSTRIAL SOLUTIONS LIMITED

Sd/-
R.C. KHANDURI
(DIRECTOR)
DIN : 03048392

Place : New Delhi
Date : 11.11.2021

Norican Group DISA INDIA LIMITED

Shaping Industry

Regd. Office: World Trade Center, 6th Floor, Unit No. S-604 Brigade Gateway Campus, 26/1, Dr. Rajkumar Road, Malleswaram-Rajajinagar, Bangalore - 560055. Tel : +91 80 22496700. Fax : +91 80 2249 6750. E-mail: bangalore@noricangroup.com, www.disagroup.com
CIN No: L85110KA1984PLC006116

EXTRACT OF UNAUDITED FINANCIAL RESULTS FOR THE QUARTER AND SIX MONTHS ENDED SEPTEMBER 30, 2021

(Rs. in Million)

Particulars	Standalone			Consolidated		
	3 months ended	Previous Year ended	Corresponding 3 months ended in the previous year	3 months ended	Previous Year ended	Corresponding 3 months ended in the previous year
	30.09.2021	31.03.2021	30.09.2020	30.09.2021	31.03.2021	30.09.2020
	Unaudited	Unaudited	Unaudited	Unaudited	Audited	Unaudited
Revenue from Operations	669.9	1,775.1	478.4	692.3	1,850.6	497.4
Net Profit / (Loss) for the period (Before tax, Exceptional and/or Extraordinary Items)	160.8	315.6	100.7	164.9	323.5	101.8
Net Profit / (Loss) for the period (Before tax, after Exceptional and/or Extraordinary Items)	160.8	315.6	100.7	164.9	323.5	101.8
Net Profit / (Loss) for the period after Tax (after Exceptional and/or Extraordinary Items)	119.0	235.6	74.4	121.9	241.5	75.2
Total Comprehensive Income for the period [Comprising profit / (Loss) for the period (after tax) and other comprehensive income (after tax)]	119.9	238.8	74.1	122.8	244.6	74.9
Equity Share Capital	14.5	14.5	14.5	14.5	14.5	14.5
Reserves (excluding Revaluation reserve as shown in the Audited Balance Sheet as on year end)	-	1860.9	-	-	1890.9	-
Earnings Per Share (Face Value of Rs. 10/- each)						
Basic -Rs.	81.83	162.01	51.16	83.83	166.07	51.71
Diluted -Rs.	81.83	162.01	51.16	83.83	166.07	51.71

Note: The above is an extract of the detailed format of Quarterly / Half yearly audited financial results filed with the Stock Exchange under Regulation 33 of the SEBI (Listing Obligations and Disclosure Requirements) Regulations, 2015. The full format of the Quarterly / Half yearly financial results are available on the Stock Exchange website www.bseindia.com and on the company website www.disagroup.com.

For Disa India Limited
Lokesh Saxena
Managing Director

Place : Bengaluru
Date : November 11, 2021



CLEAN SCIENCE AND TECHNOLOGY LIMITED

(Erstwhile known as Clean Science and Technology Private Limited)

Regd Office: 503, Pentagon Tower P-4, Magarpatta City, Hadapsar, Pune - 411 013, Maharashtra
Web Site: www.cleanscience.co.in, Email Id: compliance@cleanscience.co.in, Tel: +91 20 26899953
Corporate Identification Number: L24114PN2003PLC018532

STATEMENT OF UNAUDITED FINANCIAL RESULTS FOR THE QUARTER AND HALF YEAR ENDED SEPTEMBER 30, 2021

₹ in million (except per share data)

Sr No	Particulars	Standalone			Consolidated		
		Quarter Ended		Half Year Ended	Quarter Ended		Half Year Ended
		30-09-2021	30-09-2020	30-09-2021	30-09-2021	30-09-2020	30-09-2021
		(Un-audited)	(Un-audited)	(Un-audited)	(Un-audited)	(Un-audited)	(Un-audited)
1	Total Income from Operations	1,531.61	1,402.48	2,994.69	1,531.61	1,402.48	2,994.69
2	Net Profit / (Loss) for the period (before Tax, Exceptional and/or Extraordinary Items)	712.26	737.59	1,432.94	712.31	737.61	1,433.07
3	Net Profit / (Loss) for the period before tax (after Exceptional and/or Extraordinary Items)	712.26	737.59	1,432.94	712.31	737.61	1,433.07
4	Net Profit / (Loss) for the period after tax (after Exceptional and/or Extraordinary Items)	535.21	542.73	1,081.34	535.23	542.73	1,081.41
5	Total Comprehensive Income for the period [Comprising Profit / (Loss) for the period (after tax) and Other Comprehensive Income (after tax)]	535.18	547.44	1,081.28	535.20	547.44	1,081.35
6	Paid up equity capital [Face value of ₹ 1/- per share] (Refer note 4)	106.22	106.22	106.22	106.22	106.22	106.22
7	Earnings per equity share (nominal value of ₹ 1/- per share)*						
	Basic	5.04	5.11	10.18	5.04	5.11	10.18
	Diluted	5.04	5.11	10.18	5.04	5.11	10.18

*EPS are not annualised for the interim periods

Note: The above unaudited financial results have been reviewed by the Audit Committee and thereafter approved and taken on record by the Board of Directors in their respective meetings held on November 11, 2021. These unaudited financial results of the company are prepared in accordance with Indian Accounting Standards ("referred to as Ind AS") as prescribed under Section 133 of the Companies Act, 2013 read with Companies (Indian Accounting Standards) Rules, 2015 as amended from time to time.

2 The "Limited Review" of the Unaudited Financial Results for the quarter ended and half year ended 30th September, 2021 pursuant to Regulation 33 of the SEBI (Listing Obligations and Disclosure Requirements) Regulations, 2015 has been carried out by the Statutory Auditors.

3 The above is an extract of the detailed format of Quarterly/Annual Financial Results filed with the Stock Exchanges under Regulation 33 of the SEBI (Listing Obligations and Disclosure Requirements) Regulations, 2015. The aforesaid Unaudited Financial Results will be uploaded on the Company's website www.cleanscience.co.in and will also be available on the websites of BSE Limited www.bseindia.com and The National Stock Exchange of India Limited www.nseindia.com for the benefit of shareholders and investors.

4 The equity shares and basic/diluted earnings per share for the comparative period (quarter and half year ended September 30, 2020) has been presented to reflect the adjustments for issue of bonus shares as approved by shareholders on December 24, 2020 and stock split as approved by shareholders on February 25, 2021 in accordance with Ind AS 33 - Earnings per share.

For and on behalf of the Board of Directors

Ashok R. Boob
Managing Director
DIN 0410740

Place: Pune
Date: November 11, 2021

Adfactors 421



Oswal Greentech Limited

CIN - L24112PB1981PLC031099

Corporate Office : 7th Floor, Antriksh Bhawan, 22, Kasturba Gandhi Marg, New Delhi-110001

Extract of the Unaudited Standalone Financial Results for the Quarter and half year ended 30th September, 2021

(Amount in ₹ Lakh)

Particulars	Standalone					
	Quarter Ended			Half year ended		
	30.9.2021 (Unaudited)	30.06.2021 (Unaudited)	30.09.2020 (Unaudited)	30.9.2021 (Unaudited)	30.09.2020 (Unaudited)	31.03.2021 (Audited)
Total Income from Operations	449.65	269.39	439.68	719.04	868.49	1,938.43
Net Profit/(Loss) for the period/year (before tax)	1,802.25	1,349.24	2,243.69	3,151.49	4,419.47	8,020.83
Net Profit/(Loss) for the period/year after tax	1,552.49	946.25	1,668.39	2,498.74	3,353.00	5,001.57
Total Comprehensive income for the period/year (comprising profit/(loss) for the period/year (after tax) and Other comprehensive income (after tax))	1,552.51	946.29	1,647.50	2,498.80	3,311.37	5,043.07
Paid up Equity Share Capital (Face Value of ₹10/- each)	25,680.92	25,680.92	25,680.92	25,680.92	25,680.92	25,680.92
Other equity (excluding revaluation reserves) as shown in the Audited Balance Sheet	-	-	-	-	-	218,005.28
Basic and Diluted Earnings per share (Face Value of ₹10/- each)	0.60	0.37	0.65	0.97	1.31	1.95

Note:- The above is an extract of the detailed format of the Quarterly and half yearly Standalone Unaudited Financial results filed with the stock exchanges under Regulation 33 of the SEBI (Listing Obligations and Disclosure Requirements), Regulations, 2015. The full format of the Financial results are available on the stock exchange website www.bseindia.com and www.nseindia.com and also on the Company's website www.oswalgreens.com

For Oswal Greentech Limited
sd/-
Anil Bhalla
CEO and Managing Director
DIN: 00587533

Date: 11.11.2021
Place:- New Delhi

Regd. Office : Near Jain Colony, Vijay Inder Nagar, Daba Road, Ludhiana-141 003 (Punjab)
Contact: 0161- 2544238 ; website: www.oswalgreens.com; Email ID: oswal@oswalgreens.com



SALORA INTERNATIONAL LIMITED

CIN : L74899DL1968PLC004962

Regd. office : D-13/4, Okhla Industrial Area, Phase-II, New Delhi-110020.

Visit us at www.salora.com

EXTRACT OF THE UNAUDITED FINANCIAL RESULTS FOR THE QUARTER AND HALF YEAR ENDED 30th SEPTEMBER, 2021

(Rs. in lacs)

Particulars	Quarter Ended			Six Months Ended		
	30.09.2021	30.06.2021	30.09.2020	30.09.2021	30.09.2020	31.03.2021
	Unaudited	Unaudited	Unaudited	Unaudited	Unaudited	Audited
Total income from continuing operations	1,614.98	1,744.86	2,685.47	3,359.84	3,519.65	8,860.84
Profit/(loss) before tax from continuing operations (including exceptional item)	(516.83)	(264.37)	(139.18)	(781.20)	(454.54)	(988.05)
Profit/(loss) before tax from discontinued operations (including exceptional item)	-	-	10.19	-	20.56	(566.71)
Net profit / (loss) for the period after tax	(387.34)	(199.23)	(93.79)	(586.57)	(322.40)	(1,141.11)
Total comprehensive income (comprising profit / (loss) (after tax) and other comprehensive income (after tax))	(387.89)	(199.78)	(92.86)	(587.67)	(320.54)	(1,143.28)
Paid-up Equity Share Capital	880.73	880.73	880.73	880.73	880.73	880.73
Reserves as shown in the Balance Sheet	-	-	-	-	-	3,470.12
Earning per Share (face value of Rs. 10/- each)						
Basic & diluted earning per share including continuing & discontinued operations (before exceptional items)	0.35	(2.26)	(1.06)	(1.91)	(3.66)	(6.47)
Basic & diluted earning per share including continuing & discontinued operations (after exceptional items)	(4.40)	(2.26)	(1.06)	(6.66)	(3.66)	(12.96)

Note: The above financial results have been reviewed by the Audit Committee and approved thereafter by the Board of Directors in the meeting held on 10th November 2021 & these results have been reviewed by the Statutory Auditors of the company.

2 The Company's operations were impacted by the second wave of the Covid-19 pandemic and the recovery has started from the month of September, 2021 onwards. The company expects to recover the carrying value of assets, based on its assessment of the business/economic conditions and will continue to evaluate the pandemic-related uncertainty and update its assessment.

3 Disputed amount of Rs. 418 lacs towards lease rent has been paid to Noida Authority to facilitate completion of sale transaction of Noida land which has been factored in the sale value of the property. The same has been considered as an exceptional item from continued operations. Further the company has also paid locational charges Rs 224.16 lacs to Noida Authority which has been capitalised. Pursuant to Agreement to Sell, the company has also received considerable advance against sale Rs 4999.90 lacs and disclosed separately in the Balance Sheet.

4 Wind Energy segment discontinued during the year and has been disclosed as discontinued operations. For better understanding of the Company's financial performance, line items of discontinued operation have been added in the previous year quarter / half year / year to show Profit/(Loss) after tax from continuing operation separately for compliance of IND AS 105- Non-current Assets Held for Sale and Discontinued Operations and guidance available in Schedule III to the Companies Act, 2013. Exceptional item Rs.570.99 lacs pertaining to Wind Energy during the year ended March 2021 has been disclosed under Profit/(Loss) from discontinued operation.


5 Tax expenses on continuing operations, discontinued operations and exceptional item can not be identified separately, so the same have not been shown separately in results and profit/loss after tax. There is no current tax expense due to losses being incurred by the company.

6 The Code on Social Security 2020 has been notified in the Official Gazette on 29th September, 2020. The effective date is yet to be notified and the rules are yet to be framed. Impact if any, of the change will be assessed and accounted in the period in which said Code becomes effective and the rules framed thereunder are notified.

7 Previous quarters/ half year / year ended figures have been regrouped/reclassified wherever necessary to conform to the current quarter presentation.

For Salora International Ltd.
sd/-
GOPAL SITARAM JIWARAJKA
CHAIRMAN & MANAGING DIRECTOR

Place : New Delhi.
Date : 10th November, 2021



Festive cheer in your footsteps and our bottom line

EXTRACT OF THE STATEMENT OF UNAUDITED FINANCIAL RESULTS FOR THE 2ND QUARTER AND HALF YEAR ENDED 30TH SEPTEMBER, 2021


₹ in Lakh except EPS

Sr. No.	Particulars	3 Months ended	Preceding	Corresponding	Half Year	Corresponding	Year ended
		30th September, 2021	3 Months ended 30th June, 2021	3 Months ended in the previous year 30th September, 2020	ended on 30th September, 2021	Half Year ended on 30th September, 2020	31st March, 2021
		Unaudited	Unaudited	Unaudited	Unaudited	Unaudited	Audited
1	Total income from operations	11,170.38	9,764.49	9,693.36	20,934.87	14,822.69	45,806.42
2	Net Profit/(Loss) for the period (before Tax, Exceptional and/or Extraordinary Items)	(3.14)	(307.27)	(163.20)	(310.41)	(1,250.68)	289.50
3	Net Profit/(Loss) for the period before Tax (after Exceptional and/or Extraordinary Items)	(10.59)	(306.48)	(161.78)	(317.07)	(1,249.26)	236.19
4	Net Profit/(Loss) for the period after Tax (after Exceptional and/or Extraordinary Items)	(10.59)	(306.48)	(161.78)			

<- ਵਾਪਸ ਪੇਜ ਤੇ ਪਰਤੇ (/page/20211112/8/9/8_9.cms)

ਖ਼ਬਰ ਸ਼ੇਅਰ ਕਰੋ

ਬਾਵਾ, ਰਾਕਸ਼ ਬਾਵਾ, ਰਾਜਨ ਬਾਵਾ, ਪਾਰਸ, No. MCC/PRD/2021/0515 ਰੋਡਜ਼ ਡਵੀਜ਼ਨ ਨੰ: 3, ਕਮਰਾ ਨੰ: 311, ਐਮ.ਸੀ., ਚੰਡੀਗੜ੍ਹ ਫੋਨ: 0172-5021482



ਓਸਵਾਲ ਗਰੀਨਟੈੱਕ ਲਿਮਿਟਡ

(ਸੀ ਆਈ ਐਨ: L24112PB1981PLC031099)

ਕਾਰਪੋਰੇਟ ਦਫ਼ਤਰ: 7ਵੀਂ ਮੰਜ਼ਿਲ, ਅੰਤਰਿਕਸ ਭਵਨ, 22, ਕਸਤੂਰਬਾ ਰਾਧੀ ਮਾਰਗ, ਨਵੀਂ ਦਿੱਲੀ-110001

30 ਸਤੰਬਰ, 2021 ਨੂੰ ਖ਼ਤਮ ਹੋਈ ਤਿਮਾਹੀ ਅਤੇ ਛਿਮਾਹੀ ਲਈ ਅਣਅਭਿਟਿਡ ਸਟੈਂਡਅਲੋਨ ਵਿੱਤੀ ਨਤੀਜਿਆਂ ਦਾ ਸਾਰ

(ਰਾਸ਼ੀ ਵ ਲੱਖਾਂ ਵਿਚ)

ਵੇਰਵੇ	ਸਟੈਂਡਅਲੋਨ					
	ਖ਼ਤਮ ਹੋਈ ਤਿਮਾਹੀ			ਖ਼ਤਮ ਹੋਈ ਛਿਮਾਹੀ		
	30.9.2021 ਅਣਅਭਿਟਿਡ	30.06.2021 ਅਣਅਭਿਟਿਡ	30.09.2020 ਅਣਅਭਿਟਿਡ	30.9.2021 ਅਣਅਭਿਟਿਡ	30.09.2020 ਅਣਅਭਿਟਿਡ	31.03.2021 ਅਣਅਭਿਟਿਡ
ਸੰਚਾਲਨਾਂ ਤੋਂ ਕੁੱਲ ਆਮਦਨ	449.65	269.39	439.68	719.04	868.49	1,938.43
ਅਰਸਾ/ਸਾਲ (ਟੈਕਸ ਤੋਂ ਪਹਿਲਾਂ) ਲਈ ਨਿਰੋਲ ਲਾਭ/(ਹਾਨੀ)	1,802.25	1,349.24	2,243.69	3,151.49	4,419.47	8,020.83
ਅਰਸਾ/ਸਾਲ ਟੈਕਸ ਤੋਂ ਬਾਅਦ ਲਈ ਨਿਰੋਲ ਲਾਭ/(ਹਾਨੀ)	1,552.49	946.25	1,668.39	2,498.74	3,353.00	5,001.57
ਅਰਸਾ/ਸਾਲ (ਕਰ ਤੋਂ ਬਾਅਦ) ਲਈ ਅਰਸਾ/ਸਾਲ [ਲਾਭ/(ਹਾਨੀ) ਸ਼ਾਮਲ ਅਤੇ ਹੋਰ ਵਿਆਪਕ ਆਮਦਨ (ਕਰ ਤੋਂ ਬਾਅਦ) ਲਈ ਕੁੱਲ ਵਿਆਪਕ ਆਮਦਨ]	1,552.51	946.29	1,647.50	2,498.80	3,311.37	5,043.07
ਪੇਡਅੱਪ ਇਕੁਇਟੀ ਸ਼ੇਅਰ ਕੈਪੀਟਲ (₹ 10/- ਹਰੇਕ ਦੀ ਫੇਸ ਵੈਲਿਊ)	25,680.92	25,680.92	25,680.92	25,680.92	25,680.92	25,680.92
ਆਡਿਟਿਡ ਬੈਲੇਂਸ ਸ਼ੀਟ ਵਿਚ ਦਿਖਾਏ ਅਨੁਸਾਰ ਹੋਰ ਇਕੁਇਟੀ (ਰੀਵੈਲਿਊਏਸ਼ਨ ਰਿਜ਼ਰਵਜ਼ ਨੂੰ ਛੱਡ ਕੇ)	-	-	-	-	-	218,005.28
ਬੇਸਿਕ ਅਤੇ ਡਿਲਿਊਟਿਡ ਅਰਨਿੰਗਜ਼ ਪ੍ਰਤੀ ਸ਼ੇਅਰ (₹ 10/- ਹਰੇਕ ਦੀ ਫੇਸ ਵੈਲਿਊ)	0.60	0.37	0.65	0.97	1.31	1.95

ਟਿੱਪਣੀ:-
ਸੋਥੀ (ਲਿਸਟਿੰਗ ਓਬਲੀਗੇਸ਼ਨ ਐਂਡ ਡਿਸਕਲੋਜ਼ਰ ਰਿਕੁਆਇਰਮੈਂਟਸ), ਰੈਗੂਲੇਸ਼ਨਜ਼ 2015 ਦੀ ਰੈਗੂਲੇਸ਼ਨ 33 ਅਧੀਨ ਸਟਾਕ ਐਕਸਚੇਂਜ ਸਹਿਤ ਵਾਇਲਡ ਤਿਮਾਹੀ ਅਤੇ ਛਿਮਾਹੀ ਸਟੈਂਡਅਲੋਨ ਅਣਅਭਿਟਿਡ ਵਿੱਤੀ ਨਤੀਜਿਆਂ ਦਾ ਵਿਸਥਾਰਤ ਫਾਰਮੈਟ ਦਾ ਸਾਰ ਉੱਪਰ ਉਪਲਬਧ ਹੈ। ਵਿੱਤੀ ਨਤੀਜਿਆਂ ਦਾ ਪੂਰਾ ਫਾਰਮੈਟ ਸਟਾਕ ਐਕਸਚੇਂਜ ਵੈੱਬਸਾਈਟ www.bseindia.com ਅਤੇ www.nseindia.com ਅਤੇ ਕੰਪਨੀ ਦੀ ਵੈੱਬਸਾਈਟ www.oswalgreens.com 'ਤੇ ਵੀ ਉਪਲਬਧ ਹੈ।


ਵਾਸਤੇ ਓਸਵਾਲ ਗਰੀਨਟੈੱਕ ਲਿਮਿਟਡ
ਸਹੀ/-, ਅਨਿਲ ਭੱਲਾ
(ਸੀ ਈ ਓ ਅਤੇ ਮੈਨੇਜਿੰਗ ਡਾਇਰੈਕਟਰ)
ਡੀ ਆਈ ਐਨ: 00587533

ਮਿਤੀ: 11.11.2021
ਸਥਾਨ: ਨਵੀਂ ਦਿੱਲੀ

ਰਜਿ: ਦਫ਼ਤਰ : ਨਜ਼ਦੀਕ ਜੈਨ ਕਾਲੋਨੀ, ਵਿਜੇ ਇੰਦਰ ਨਗਰ, ਭਾਬਾ ਰੋਡ, ਲੁਧਿਆਣਾ-141003 (ਪੰਜਾਬ)
ਸੰਪਰਕ: 0161-2544238, ਵੈੱਬਸਾਈਟ: www.oswalgreens.com; ਈਮੇਲ ਆਈ ਡੀ: oswal@oswalgreens.com

CMYK ਲੁਧਿਆਣਾ-III-B

ਰਜਿ: ਨੰ: PB/JL-138/2018-21 ਜਿਲਦ 64, ਬਾਨੀ ਸੰਪਾਦਕ (ਸਵ:) ਡਾ: ਸਾਧੂ ਸਿੰਘ ਹਮਦਰਦ ਫੋਨ : 0181-2455961-62-63, 5032400, ਫੈਕਸ : 2455960, 2220593, 2222688

 is registered trademark of Sadhu Singh Hamdard Trust.
Website & Contents Copyright © Sadhu Singh Hamdard Trust, 2002-2021.
Ajit Newspapers & Broadcasts are Copyright © Sadhu Singh Hamdard Trust.
The Ajit logo is Copyright © Sadhu Singh Hamdard Trust, 1984.