



INDIA STEEL
WORKS LTD
Inner Vision. Global Action.

To,
The Manager
BSE Limited
Phiroze Jeejeebhoy Towers
Dalal Street, Mumbai-400001.

Date: 18-07-2023.

Scrip Code: 513361

Dear Sir/ Madam,

Sub: Outcome of the Board Meeting pursuant to Regulation 30 of the SEBI (Listing Obligations and Disclosure Requirements) Regulations, 2015.

With reference to the captioned subject, please be informed that the Board of Directors of the Company at its meeting held today i.e., Tuesday, July 18, 2023, have inter alia considered, approved and took on record the following:

1. The Audited Stand Alone & Consolidated Financial Statements for the Financial year ended on 31st March, 2023.
2. The Audited Standalone and Consolidated Financial Results for the Quarter and Year ended March 31, 2023, along with Auditors Report (Modified opinion), Statements of Assets & Liabilities and Cash Flow statement duly reviewed and recommended by the Audit Committee and Statement on Impact of Audit Qualifications (for Audit Report with Modified opinion);
3. Appointment of Reena Modi-Parekh, proprietor Reena S Modi & Associates Practicing Company Secretaries as the Secretarial Auditor to conduct Secretarial Audit for the FY 2023-24 and to issue Reconciliation of Share Capital Audit Report, Secretarial Compliance Report under Reg.24A(2) of LODR etc.

The Board Meeting commenced at 2:30 P.M. and concluded at 8:00 P.M.

Thanking you
Yours sincerely,

FOR INDIA STEEL WORKS LIMITED


Dilip Maharana
Company Secretary
(M No. ACS: 23014)
Encl. as above



INDIA STEEL
WORKS LTD
Inner Vision. Global Action.

INDIA STEEL WORKS LIMITED

[Formerly Known as ISIBARS LIMITED]

REGD. OFFICE: India Steel Works Complex, Zenith Compound, Khopoli, Raigad 410203.

Statement of Audited Standalone Financial Results for the Quarter and year ended 31st March, 2023

| PART - I | | Rs. In Lacs | | | | |
|----------|--|------------------|----------------|------------------|------------------|------------------|
| Sr. No. | Particulars | Quarter ended | | | Year ended | |
| | | 31/Mar/2023 | 31/Dec/2022 | 31/Mar/2022 | 31/Mar/2023 | 31/Mar/2022 |
| | | Audited | Unaudited | Audited | Audited | Audited |
| 1 | (a) Revenue from Operation | 123.11 | 60.04 | 666.17 | 470.57 | 2,380.79 |
| | (b) Other Income | 131.16 | 6.02 | 12.87 | 189.36 | 896.96 |
| | Total Income | 254.26 | 66.06 | 679.04 | 659.92 | 3,277.75 |
| 2 | Expenses | | | | | |
| | (a) Cost of Materials Consumed | 139.87 | 106.93 | 1,904.07 | 312.13 | 3,284.42 |
| | (b) Purchases of Stock In Trade | - | - | - | - | 72.71 |
| | (c) Changes In Inventories of Finished Goods, Work In Progress and Stock In Trade. | 101.75 | 27.59 | -777.03 | 486.89 | -802.90 |
| | (d) Employees Benefits Expenses | 42.11 | 107.60 | 133.65 | 444.98 | 457.36 |
| | (e) Finance Costs | 189.25 | 216.06 | 59.26 | 822.32 | 789.70 |
| | (f) Depreciation and Amortisation Expenses | 183.60 | 189.39 | 185.59 | 747.58 | 755.17 |
| | (g) Other Expenses | 434.06 | 173.57 | 4,610.51 | 1,222.67 | 5,503.45 |
| | Total Expenses | 1,090.65 | 821.15 | 6,116.04 | 4,036.56 | 10,059.91 |
| 3 | Profit/(Loss) before exceptional items (1-2) | -836.39 | -755.09 | -5,437.01 | -3,376.64 | -6,782.15 |
| 4 | Exceptional Items | -219.35 | - | 1,927.44 | -219.35 | 1,715.16 |
| 5 | Profit/(Loss) (3-4) | -1,055.74 | -755.09 | -3,509.57 | -3,595.99 | -5,066.99 |
| 6 | Tax Expenses | | | | | |
| | Current Tax | - | - | - | - | - |
| | Tax for earlier year | 0.20 | - | - | 0.20 | - |
| | Deferred Tax | - | - | - | - | - |
| 7 | Net Profit/(Loss) after tax (5-6) | -1,055.54 | -755.09 | -3,509.57 | -3,595.80 | -5,066.99 |
| 8 | Other Comprehensive Income (Net of Tax) | | | | | |
| | a) Items that will not be reclassified to Statement of Profit and Loss | -116.63 | - | 104.13 | -116.63 | 104.13 |
| | b) Items that will be reclassified to Statement of Profit and Loss | - | - | - | - | - |
| | Total Other comprehensive Income (a+b) | -116.63 | - | 104.13 | -116.63 | 104.13 |
| 9 | Total comprehensive Income (7+8) | -1,172.17 | -755.09 | -3,405.44 | -3,712.42 | -4,962.86 |
| 10 | Paid-up Equity Share Capital value of Rs. 1/- per share - | 3,980.81 | 3,980.81 | 3,980.81 | 3,980.81 | 3,980.81 |
| 11 | Other Equity excluding Revaluation Reserve | | | | 873.97 | 4,586.39 |
| 12 | (i) Earnings per share face value @ Rs. 1/- each. | | | | | |
| | a) Basic (in Rs.) - (Before Exceptional Items) | -0.21 | -0.19 | -1.37 | -0.85 | -1.70 |
| | b) Diluted (in Rs.) - (Before Exceptional Items) | -0.21 | -0.19 | -1.37 | -0.85 | -1.70 |
| | a) Basic (in Rs.) - (After Exceptional Items) | -0.27 | -0.19 | -0.88 | -0.90 | -1.27 |
| | b) Diluted (in Rs.) - (After Exceptional Items) | -0.27 | -0.19 | -0.88 | -0.90 | -1.27 |



REGD. OFFICE & STEEL PLANT
Zenith Compound Khopoli,
Raigad - 410 203, Maharashtra, India
T: +91 2192 265 812 F: +91 2192 264 061
CIN: L29100MH1987PLC043186

OFFICE
304, Naman Midtown, Tower A,
Senapati Bapat Marg, Elphinstone (W),
Lower Parel, Mumbai - 400 013
T: +91 22 62 304 304 F: +91 22 62 304 399

info@indiasteel.in
www.indiasteel.in



INDIA STEEL
WORKS LTD
Inner Vision. Global Action.

| Standalone Statement of Assets & Liabilities as at 31st March 2023 | Rs. In lacs | Rs. In lacs |
|--|------------------|------------------|
| | 31.03.2023 | 31.03.2022 |
| | Audited | Audited |
| (A) ASSETS | | |
| (1) NON CURRENT ASSETS | | |
| (a) Property, Plant & Equipment | 21,578.93 | 22,271.41 |
| (b) Intangible assets | 68.67 | 123.77 |
| (c) Capital work-in-progress | - | - |
| (d) Financial assets | | |
| (i) Investments | 0.53 | 5.53 |
| (ii) Other financial assets | 1,120.27 | 1,120.27 |
| (e) Other non-current assets | 2,127.31 | 2,253.98 |
| Sub-total - Non Current Assets | 24,895.71 | 25,774.96 |
| (2) CURRENT ASSETS | | |
| (a) Inventories | 13,607.12 | 17,018.59 |
| (b) Financial assets | | |
| (i) Trade receivables | 22.50 | 27.37 |
| (ii) Cash and cash equivalents | 19.09 | 14.82 |
| (iii) Deposits | 24.78 | 31.42 |
| (iii) Loans | 60.65 | 60.65 |
| (iv) Other financial assets | 1,989.03 | 147.47 |
| (c) Other current assets | 642.15 | 662.43 |
| Sub-total - Current Assets | 16,365.31 | 17,962.74 |
| TOTAL - ASSETS | 41,261.03 | 43,737.70 |
| (B) EQUITY & LIABILITIES | | |
| (1) EQUITY | | |
| (a) Equity Share capital | 3,980.81 | 3,980.81 |
| (b) Other Equity | 873.97 | 4,586.39 |
| Sub Total - Total Equity | 4,854.78 | 8,567.20 |
| (2) LIABILITIES | | |
| NON CURRENT LIABILITIES | | |
| (a) Financial Liability | | |
| (i) Borrowings | 1,918.09 | 1,891.70 |
| (ii) Trade Payable | - | 121.46 |
| (iii) Other Financial Liabilities | 628.06 | 628.63 |
| (b) Provisions | 195.95 | 89.92 |
| Sub Total - Non Current Liabilities | 2,742.09 | 2,731.71 |
| CURRENT LIABILITIES | | |
| (a) Financial Liability | | |
| (i) Borrowings | 5,175.25 | 4,466.82 |
| (ii) Trade payables | 17,382.30 | 18,759.55 |
| (iii) Other Financial Liabilities | 7,270.21 | 7,213.87 |
| (b) Other Current Liabilities | 3,313.55 | 1,515.08 |
| (c) Provisions | 522.84 | 483.48 |
| Sub-total - Current Liabilities | 33,664.16 | 32,438.79 |
| TOTAL - EQUITY & LIABILITIES | 41,261.03 | 43,737.70 |



Apce

REGD. OFFICE & STEEL PLANT
Zenith Compound Khopoli,
Raigad - 410 203, Maharashtra, India
T: +91 2192 265 812 F: +91 2192 264 061
CIN: L29100MH1987PLC043186

OFFICE
304, Naman Midtown, Tower A,
Senapati Bapat Marg, Elphinstone (W),
Lower Parel, Mumbai - 400 013
T: +91 22 62 304 304 F: +91 22 62 304 399

info@indiasteel.in
www.indiasteel.in



INDIA STEEL WORKS LTD

INDIA STEEL WORKS LIMITED

Inner Vision. Global Action.

STATEMENT OF CASH FLOW FOR THE YEAR ENDED MARCH 31, 2023

(Rs. in lakhs)

| Particulars | For the year ended March 31, 2023 | | For the year ended March 31, 2022 | |
|--|-----------------------------------|--------------|-----------------------------------|--------------|
| | (Audited) | | (Audited) | |
| A CASH FLOW FROM OPERATING ACTIVITIES | | | | |
| Net Profit / (Loss) Before Tax | | -3,595.99 | | -5,066.99 |
| Add / (Less):- Adjustments for Non-Cash / Non-Operating Items: | | | | |
| Depreciation & Amortization | 747.58 | | 755.17 | |
| Finance Cost | 822.32 | | 789.70 | |
| Interest Income | -4.36 | | -10.12 | |
| Non-operating income | -185.00 | | -886.84 | |
| | | 1,380.55 | | 647.91 |
| Operating Profit Before Changes in Working Capital | | -2,215.44 | | -4,419.08 |
| Adjustment for Changes in Working Capital | | | | |
| (Increase) / Decrease in Trade Receivables | 4.87 | | 1,002.78 | |
| (Increase) / Decrease in Inventories | 3,411.47 | | 6,781.23 | |
| (Increase) / Decrease in Other Current Financial Assets | -1,841.56 | | 211.96 | |
| (Increase) / Decrease in Other Current Assets | 20.28 | | -561.41 | |
| (Increase) / Decrease in Investment | 5.00 | | 212.28 | |
| (Increase) / Decrease in Other Non - Current Assets | 126.67 | | 1,290.37 | |
| Increase / (Decrease) in Trade Payables | -1,498.70 | | -5,335.26 | |
| Increase / (Decrease) in Other Current Financial Liabilities | 56.35 | | 87.15 | |
| Increase / (Decrease) in Other Current Liabilities | 1,798.47 | | 201.48 | |
| Increase / (Decrease) in Provisions | 28.77 | | 140.45 | |
| Increase / (Decrease) in Other Non - Financial Liabilities | -0.58 | 2,111.03 | -0.64 | 4,030.39 |
| Cash Generated from Operations | | -104.41 | | -388.69 |
| Less: Taxes Paid (Net of refund received) | | 0.20 | | - |
| NET CASH FLOW FROM OPERATING ACTIVITY (A) | | -104.22 | | -388.69 |
| B CASH FLOW FROM INVESTING ACTIVITIES | | | | |
| Purchase of Property, Plant & Equipment & Intangible Assets | - | | -2.12 | |
| Interest Received | 4.36 | | 10.12 | |
| Movement in other bank balances | 2.27 | | -11.20 | |
| NET CASH FLOW FROM INVESTING ACTIVITY (B) | | 6.63 | | -3.20 |
| C CASH FLOW FROM FINANCING ACTIVITY | | | | |
| Receipt of Long Term Borrowings | 35.48 | | 35.48 | |
| Repayment of Long Term Borrowings | -9.10 | | -264.34 | |
| Increase / (Decrease) in Short Term Borrowings | 708.43 | | 460.23 | |
| Finance Cost | -632.97 | | 107.26 | |
| NET CASH FLOW FROM FINANCING ACTIVITY (C) | | 101.85 | | 338.64 |
| NET CASH FLOW FOR THE YEAR (A + B + C) | | 4.27 | | -53.25 |
| Add: Opening Balance of Cash & Cash Equivalents | | 14.82 | | 68.07 |
| CLOSING BALANCE OF CASH & CASH EQUIVALENTS | | <u>19.09</u> | | <u>14.82</u> |
| RECONCILIATION OF CASH AND CASH EQUIVALENT | | | | |
| TOTAL CASH AND BANK BALANCE AS PER BALANCE SHEET | | 19.09 | | 14.82 |
| CASH AND CASH EQUIVALENT COMPRISES AS UNDER: | | | | |
| Balance with banks in current accounts | | 12.06 | | 13.82 |
| Cash on Hand | | 7.03 | | 1.00 |
| CASH AND CASH EQUIVALENT AT THE END OF THE YEAR | | <u>19.09</u> | | <u>14.82</u> |



Signature

REGD. OFFICE & STEEL PLANT

Zenith Compound Khopoli,
Raigad - 410 203, Maharashtra, India
T: +91 2192 265 812 F: +91 2192 264 061
CIN: L29100MH1987PLC043186

OFFICE

304, Naman Midtown, Tower A,
Senapati Bapat Marg, Elphinstone (W),
Lower Parel, Mumbai - 400 013
T: +91 22 62 304 304 F: +91 22 62 304 399

info@indiasteel.in
www.indiasteel.in



INDIA STEEL
WORKS LTD
Inner Vision. Global Action.

INDIA STEEL WORKS LIMITED

[Formerly Known as ISIBARS LIMITED]

REGD. OFFICE: India Steel Works Complex, Zenith Compound, Khopoli, Raigad 410203.

Statement of Audited Consolidated Financial Results for the Quarter and year ended 31st March, 2023

| PART - I | | Rs. In Lacs | | | | |
|----------|--|------------------|----------------|------------------|------------------|------------------|
| Sr. No. | Particulars | Quarter ended | | | Year ended | |
| | | 31/Mar/2023 | 31/Dec/2022 | 31/Mar/2022 | 31/Mar/2023 | 31/Mar/2022 |
| | | Audited | Unaudited | Audited | Audited | Audited |
| 1 | (a) Revenue from Operation | 123.11 | 60.04 | 666.17 | 470.57 | 2,380.79 |
| | (b) Other Income | 131.19 | 6.02 | 12.87 | 189.39 | 896.96 |
| | Total Income | 254.30 | 66.06 | 679.04 | 659.96 | 3,277.75 |
| 2 | Expenses | | | | | |
| | (a) Cost of Materials Consumed | 139.87 | 106.93 | 1,904.07 | 312.13 | 3,284.42 |
| | (b) Purchases of Stock In Trade | - | - | - | - | 72.71 |
| | (c) Changes In Inventories of Finished Goods, Work In Progress and Stock In Trade. | 101.75 | 27.59 | -777.03 | 486.89 | -802.90 |
| | (d) Employees Benefits Expenses | 42.11 | 107.60 | 133.65 | 444.98 | 457.36 |
| | (e) Finance Costs | 189.26 | 216.06 | 59.26 | 822.33 | 789.70 |
| | (f) Depreciation and Amortisation Expenses | 183.60 | 189.39 | 185.59 | 747.58 | 755.17 |
| | (g) Other Expenses | 434.46 | 173.92 | 4,610.91 | 1,224.12 | 5,504.90 |
| | Total Expenses | 1,091.05 | 821.50 | 6,116.45 | 4,038.02 | 10,061.36 |
| 3 | Profit/(Loss) before exceptional items (1-2) | -836.75 | -755.44 | -5,437.41 | -3,378.06 | -6,783.60 |
| 4 | Exceptional Items | -214.35 | - | 1,927.44 | -214.35 | 1,715.16 |
| 5 | Profit/(Loss) (3-4) | -1,051.11 | -755.44 | -3,509.98 | -3,592.41 | -5,068.44 |
| 6 | Tax Expenses | | | | | |
| | Current Tax | - | - | - | - | - |
| | Tax for earlier year | 0.20 | - | - | 0.20 | - |
| | Deferred Tax | - | - | - | - | - |
| 7 | Net Profit/(Loss) after tax (5-6) | -1,050.91 | -755.44 | -3,509.98 | -3,592.21 | -5,068.44 |
| 8 | Other Comprehensive Income (Net of Tax) | | | | | |
| | a) Items that will not be reclassified to Statement of Profit and Loss | -116.63 | - | 104.13 | -116.63 | 104.13 |
| | b) Items that will be reclassified to Statement of Profit and Loss | - | - | - | - | - |
| | Total Other comprehensive Income (a+b) | -116.63 | - | 104.13 | -116.63 | 104.13 |
| 9 | Total comprehensive Income (7+8) | -1,167.54 | -755.44 | -3,405.85 | -3,708.84 | -4,964.31 |
| 10 | Paid-up Equity Share Capital value of Rs. 1/- per share - | 3,980.81 | 3,980.81 | 3,980.81 | 3,980.81 | 3,980.81 |
| 11 | Other Equity excluding Revaluation Reserve | | | | 871.73 | 4,580.57 |
| 12 | (i) Earnings per share face value @ Rs. 1/- each. | | | | | |
| | a) Basic (in Rs.) - (Before Exceptional Items) | -0.21 | -0.19 | -1.37 | -0.85 | -1.70 |
| | b) Diluted (in Rs.) - (Before Exceptional Items) | -0.21 | -0.19 | -1.37 | -0.85 | -1.70 |
| | a) Basic (in Rs.) - (After Exceptional Items) | -0.26 | -0.19 | -0.88 | -0.90 | -1.27 |
| | b) Diluted (in Rs.) - (After Exceptional Items) | -0.26 | -0.19 | -0.88 | -0.90 | -1.27 |



Opte



INDIA STEEL
WORKS LTD
Inner Vision. Global Action.

| Consolidated Statement of Assets & Liabilities as at 31st March 2023 | Rs. In lacs | Rs. In lacs |
|--|------------------|------------------|
| | 31.03.2023 | 31.03.2022 |
| | Audited | Audited |
| (A) ASSETS | | |
| (1) NON CURRENT ASSETS | | |
| (a) Property, Plant & Equipment | 21,578.93 | 22,271.41 |
| (b) Intangible assets | 68.67 | 123.77 |
| (c) Capital work-in-progress | - | - |
| (d) Financial assets | | |
| (i) Investments | 0.53 | 0.53 |
| (ii) Other financial assets | 1,120.27 | 1,120.27 |
| (e) Other non-current assets | 2,128.38 | 2,255.05 |
| Sub-total - Non Current Assets | 24,896.78 | 25,771.03 |
| (2) CURRENT ASSETS | | |
| (a) Inventories | 13,607.12 | 17,018.59 |
| (b) Financial assets | | |
| (i) Trade receivables | 22.50 | 27.37 |
| (ii) Cash and cash equivalents | 20.43 | 16.16 |
| (iii) Deposits | 24.78 | 31.42 |
| (iii) Loans | 60.65 | 60.65 |
| (iv) Other financial assets | 1,989.03 | 147.47 |
| (c) Other current assets | 643.26 | 663.31 |
| Sub-total - Current Assets | 16,367.76 | 17,964.95 |
| TOTAL - ASSETS | 41,264.55 | 43,735.98 |
| (B) EQUITY & LIABILITIES | | |
| (1) EQUITY | | |
| (a) Equity Share capital | 3,980.81 | 3,980.81 |
| (b) Other Equity | 871.73 | 4,580.57 |
| Sub Total - Total Equity | 4,852.54 | 8,561.38 |
| (2) LIABILITIES | | |
| NON CURRENT LIABILITIES | | |
| (a) Financial Liability | | |
| (i) Borrowings | 1,918.09 | 1,891.70 |
| (ii) Trade Payable | - | 121.46 |
| (iii) Other Financial Liabilities | 628.06 | 628.63 |
| (b) Provisions | 195.95 | 89.92 |
| Sub Total - Non Current Liabilities | 2,742.09 | 2,731.71 |
| CURRENT LIABILITIES | | |
| (a) Financial Liability | | |
| (i) Borrowings | 5,175.25 | 4,466.82 |
| (ii) Trade payables | 17,383.08 | 18,763.11 |
| (iii) Other Financial Liabilities | 7,270.21 | 7,213.87 |
| (b) Other Current Liabilities | 3,317.88 | 1,515.08 |
| (c) Provisions | 523.49 | 484.03 |
| Sub-total - Current Liabilities | 33,669.92 | 32,442.90 |
| TOTAL - EQUITY & LIABILITIES | 41,264.55 | 43,735.98 |

[Handwritten Signature]



REGD. OFFICE & STEEL PLANT
Zenith Compound Khopoli,
Raigad - 410 203, Maharashtra, India
T: +91 2192 265 812 F: +91 2192 264 061
CIN: L29100MH1987PLC043186

OFFICE
304, Naman Midtown, Tower A,
Senapati Bapat Marg, Elphinstone (W),
Lower Parel, Mumbai - 400 013
T: +91 22 62 304 304 F: +91 22 62 304 399

info@indiasteel.in
www.indiasteel.in



INDIA STEEL WORKS LTD

INDIA STEEL WORKS LIMITED

Inner Vision. Global Action.

CONSOLIDATED STATEMENT OF CASH FLOW FOR THE YEAR ENDED MARCH 31, 2023

(Rs. in lakhs)

| Particulars | For the year ended March 31, 2023 | | For the year ended March 31, 2022 | |
|--|-----------------------------------|--------------|-----------------------------------|--------------|
| | (Audited) | | (Audited) | |
| A CASH FLOW FROM OPERATING ACTIVITIES | | | | |
| Net Profit / (Loss) Before Tax | | -3,592.41 | | -5,068.44 |
| Add / (Less):- Adjustments for Non-Cash / Non-Operating Items: | | | | |
| Depreciation & Amortization | 747.58 | | 755.17 | |
| Finance Cost | 822.33 | | 789.70 | |
| Interest Income | -4.36 | | -10.12 | |
| Non-operating income | -185.03 | | -886.84 | |
| | | 1,380.52 | | 647.91 |
| Operating Profit Before Changes in Working Capital | | -2,211.89 | | -4,420.53 |
| Adjustment for Changes in Working Capital | | | | |
| (Increase) / Decrease in Trade Receivables | 4.87 | | 3,143.95 | |
| (Increase) / Decrease in Inventories | 3,411.47 | | 6,781.23 | |
| (Increase) / Decrease in Other Current Financial Assets | -1,841.56 | | 211.96 | |
| (Increase) / Decrease in Other Current Assets | 20.04 | | -561.70 | |
| (Increase) / Decrease in Investment | -0.00 | | 212.28 | |
| (Increase) / Decrease in Other Non - Current Assets | 126.67 | | -850.79 | |
| Increase / (Decrease) in Trade Payables | -1,501.48 | | -5,333.47 | |
| Increase / (Decrease) in Other Current Financial Liabilities | 56.35 | | 87.15 | |
| Increase / (Decrease) in Other Current Liabilities | 1,802.80 | | 201.48 | |
| Increase / (Decrease) in Provisions | 28.87 | | 140.40 | |
| Increase / (Decrease) in Other Non - Financial Liabilities | -0.58 | | -0.64 | |
| | | 2,107.45 | | 4,031.84 |
| Cash Generated from Operations | | -104.45 | | -388.69 |
| Less: Taxes Paid (Net of refund received) | | 0.20 | | - |
| NET CASH FLOW FROM OPERATING ACTIVITY (A) | | -104.25 | | -388.69 |
| B CASH FLOW FROM INVESTING ACTIVITIES | | | | |
| Purchase of Property, Plant & Equipment & Intangible Assets | - | | -2.12 | |
| Interest Received | 4.36 | | 10.12 | |
| Movement in other bank balances | 2.27 | | -11.20 | |
| | | 6.63 | | -3.20 |
| NET CASH FLOW FROM INVESTING ACTIVITY (B) | | 6.63 | | -3.20 |
| C CASH FLOW FROM FINANCING ACTIVITY | | | | |
| Receipt of Long Term Borrowings | 35.48 | | 35.48 | |
| Repayment of Long Term Borrowings | -9.10 | | -264.34 | |
| Increase / (Decrease) in Short Term Borrowings | 708.43 | | 460.23 | |
| Finance Cost | -632.93 | | 107.26 | |
| | | 101.89 | | 338.64 |
| NET CASH FLOW FROM FINANCING ACTIVITY (C) | | 101.89 | | 338.64 |
| NET CASH FLOW FOR THE YEAR (A + B + C) | | 4.27 | | -53.25 |
| Add: Opening Balance of Cash & Cash Equivalents | | 16.16 | | 69.41 |
| CLOSING BALANCE OF CASH & CASH EQUIVALENTS | | <u>20.43</u> | | <u>16.16</u> |
| RECONCILIATION OF CASH AND CASH EQUIVALENT | | | | |
| TOTAL CASH AND BANK BALANCE AS PER BALANCE SHEET | | 20.43 | | 16.16 |
| CASH AND CASH EQUIVALENT COMPRISES AS UNDER: | | | | |
| Balance with banks in current accounts | | 12.89 | | 14.65 |
| Cash on Hand | | 7.54 | | 1.51 |
| CASH AND CASH EQUIVALENT AT THE END OF THE YEAR | | <u>20.43</u> | | <u>16.16</u> |





INDIA STEEL
WORKS LTD
Inner Vision. Global Action.

Notes :-

- 1 The above audited financial results for the quarter and year ended 31st March 2023 have been reviewed by the Audit Committee and approved by the Board of Directors as its meeting held on July 18, 2023.
- 2 The financial statements have been prepared in accordance with the Companies (Indian Accounting Standards) Rules, 2015 (Ind AS) prescribed under Section 133 of the Companies Act, 2013.
- 3 The company has single business segment viz.. Manufacturing & Trading of Stainless Steel & Allied Products, therefore in the context of IND AS 108, disclosure of segment information is not applicable.
- 4 As per Ind AS -110 (Consolidated Financial Statements) issued by the Institute of Chartered Accountants of India, the Consolidated Financial Results are based on the audited financial results of subsidiary company.
- 5 The manufacturing activities of the company have been severely effected post pandemic. The company is in discussions with the workers union, lenders, potential investors and suppliers to revive the operations, are in progress.
- 6 In the absence of uncertainties of making profit in the immediate future the company has decided not to create Asset/ Liability on account of Deferred Tax.
- 7 Exceptional Items for the quarter ended 31st March 2023 represents Diminution of Inventory, Creditors written off, Order of CGRF, etc.
- 8 In absence of interest certificate/ statement of accounts provided by one of the Bankers for Letter of Credit, provision of interest amounting to Rs. 104.43 Lacs has been made on previous year rate of interest.
- 9 The Plant and Machineries were not in use after first quarter of FY 2022-23. However depreciation has been charged for full financial year.
- 10 The figures for the quarter ended 31st March, 2023 and 31st March, 2022 are arrived at as the difference between Audited figures for the full financial year and the unaudited published figures for the nine month of the respective financial year.
- 11 Previous periods figures have been regrouped, rearranged, reclassified wherever necessary to correspond with those of the current period.

Date : 18th July 2023

Place : MUMBAI

For INDIA STEEL WORKS LIMITED

Sudhirkumar H Gupta
Executive Chairman
DIN: 00010853



REGD. OFFICE & STEEL PLANT

Zenith Compound Khopoli,
Raigad - 410 203, Maharashtra, India
T: +91 2192 265 812 F: +91 2192 264 061
CIN: L29100MH1987PLC043186

OFFICE

304, Naman Midtown, Tower A,
Senapati Bapat Marg, Elphinstone (W),
Lower Parel, Mumbai - 400 013
T: +91 22 62 304 304 F: +91 22 62 304 399



INDIA STEEL

WORKS LTD

Inner Vision. Global Action.

Statement on Impact of Audit Qualifications for the Financial Year ended 31st March, 2023
(Vide Regulation 33/52 of the SEBI(LODR)(Amendment) Regulations,2016).

Rs. In Lakhs

| I | Sr. No. | Particulars | Standalone Audited Figures (as reported before adjusting for qualification) | Standalone Adjusted Figures (audited figures after adjusting for qualification) |
|----|---|---|---|---|
| | 1 | Turnover / Total Income | 659.92 | 659.92 |
| | 2 | Total Expenditure | 4036.56 | 4036.56 |
| | 3 | Net Profit / (Loss) | -3595.80 | -3595.80 |
| | 4 | Earnings Per Share | -0.85 | -0.85 |
| | 5 | Total Assets | 41261.03 | 41261.03 |
| | 6 | Total Liabilities | 36406.25 | 36406.25 |
| | 7 | Net Worth | 4854.78 | 4854.78 |
| | 8 | Any other financial item(s) (as felt appropriate by the management) | Nil | Nil |
| II | <p>f. Audit Qualifications:</p> <p>(x) Going Concern: The Company's current liabilities exceeded its current assets as of the previous year balance sheet date. Operations of the company has ceased since long and the company is not in the position to pay off its liabilities. These events or conditions, along with other matters indicate that a material uncertainty exists that may cast significant doubt on the Company's ability to continue as a going concern. However, the books of the company are still prepared on historical cost basis. In our opinion the accounts of the company should not be prepared on going concern basis i.e., the assets and liabilities of the company should be stated at net realizable value. The financial statements do not adequately disclose this fact. We believe that the audit evidence we have obtained is sufficient and appropriate to provide a basis for our qualified opinion.</p> <p>(xi) Inventories amounting to ₹13,607.12 Lakhs have not been valued at lower of cost or Net realisable value which is against the significant accounting policies of the company and is not consistent with Ind AS 2 "Inventories". These inventories held by the company include obsolete and non-moving stock which are valued at cost and is inconsistent with provisions of Ind AS 2. As per the information and documents provided to us, we are of the opinion that work-in-progress amounting to ₹10,609.92 Lakhs and Raw Material amounting to ₹1,739.54 Lakhs held by the company can only fetch scrap value. In the absence of quantitative information and supporting documents of Finished Goods, Stock in Trade and Stores and Spares amounting to ₹1,257,65 lakhs, we are unable to comment on</p> | | | |

REGD. OFFICE & STEEL PLANT

Zenith Compound Khopoli,
Raigad - 410 203, Maharashtra, India
T: +91 2192 265 812 F: +91 2192 264 061
CIN: L29100MH1987PLC043186

OFFICE

304, Naman Midtown, Tower A,
Senapati Bapat Marg, Elphinstone (W),
Lower Parel, Mumbai - 400 013
T: +91 22 62 304 304 F: +91 22 62 304 399



info@indiasteel.in
www.indiasteel.in



INDIA STEEL

WORKS LTD

Inner Vision. Global Action.

carrying value of the same and its effect on the financial statements for the year.

(iii) Company has not done physical verification or valuation of inventories. On account of the same we are unable to comment on the physical status and/ or recoverable value of such inventories.

(iv) Company has shown insurance claim receivable amounting to ₹1,120.27 Lakhs. The said claim is outstanding since long back and the same has not been approved by appropriate authority till date. In our opinion, showing the said insurance claim as receivable is not showing true and fair view. On account of the same assets of the company are overstated by ₹1,120.27.

(v) Confirmations of the balances of sundry creditors and debtors, loans and advances, Advances given to suppliers have not been obtained and they are subject to reconciliations and subsequent adjustments if any. As such we are unable to express any opinion as to the effect on the financial statements for the year.

(vi) Sufficient and appropriate documentary audit evidence in respect of Contingent liabilities were not provided to us. As such we are unable to express any opinion as to the effect on the financial statements for the year.

(vii) The company has not assessed the impact of various disputed statutory liabilities/ liabilities on account of lawsuits as per the requirement of Ind AS 37 "Provision, Contingent Liabilities, Contingent Asset" and hence the effect of the same, if any, on the financial results. The cases are pending with multiple tax authorities and the said claims have not been acknowledged as debt by the company.

(viii) The company has not assessed the Fair Value of various Assets and Liabilities as per the requirement of Ind AS 103 "Fair Value Measurement", the effect of the same, if any, on the financial results is not identifiable. Therefore, we are unable to comment on its impact on the financial results for the year ended March 31, 2023.

(ix) The company has not reviewed the impairment of its tangible assets and other financial and nonfinancial assets as of March 31, 2023. Hence, no provision in the books of account has been made by the Company. In the absence of assessment of impairment/ provisions by the Company, we are unable to comment on the recoverable amount regarding said items.

b. Type of Audit Qualification: Qualified Opinion.

c. Frequency of qualification: Appeared for 1st time except (ii) inventories, (iv) Insurance (v) Balances of Sundry Creditors (vi) sufficient documents which are appeared for 2nd time.

d. For Audit qualifications where the impact is quantified by the Auditor,

REGD. OFFICE & STEEL PLANT

Zenith Compound Khopoli,
Raigad - 410 203, Maharashtra, India
T: +91 2192 265 812 F: +91 2192 264 061
CIN: L29100MH1987PLC043186

OFFICE

304, Naman Midtown, Tower A,
Senapati Bapat Marg, Elphinstone (W),
Lower Parel, Mumbai - 400 013
T: +91 22 62 304 304 F: +91 22 62 304 399



info@indiasteel.in
www.indiasteel.in



INDIA STEEL

WORKS LTD

Inner Vision. Global Action.

Managements views:

-Inventories {vide II a. Audit Qualifications (ii)}:

The Company is planning to put up a slag recovery plant. This will enable recover the metal from slag and hence the value of stocks would not be eroded as pointed out by the auditors.

Raw Material amounting to ₹1,739.54: The major Raw Material of the Company is Steel Scrap and as such the same has been valued at cost or market value w.e is lower.

-Insurance {vide II a. Audit Qualifications (iv)}: The Company has filed a consumer case for insurance claim before the NCDRC (National Consumer Dispute Redressal Commission) in the year 2014. The case is pending for final hearing.

e. For Audit qualifications where the impact is not quantified by the Auditor:

No further comments other than the Audit Report.

(i) Managements estimation on the impact of audit qualification.

-Going Concern Concept { vide II a. Audit Qualifications (i)}:

The management believes that though the Current Liabilities of the Company exceeds Current Assets of the Company, the Company, having positive net worth will be able to revive business including exploring new business opportunities.

-Physical verification or valuation of inventories { vide II a. Audit Qualifications (iii)}:

The inventories are stated at the lower of the Cost and net realisable value.

-Confirmations { vide II a. Audit Qualifications (v)}:

The Company is in process of getting balance confirmations from the parties belonging to trade payables and trade receivables, loans and advances, advances to suppliers.

However, pending confirmations from trade receivable and trade payable, for loans and advances, advances to suppliers will not affect the financials of the Company.

-Sufficient documents { vide II a. Audit Qualifications (vi)}:

The Company is in process of getting documentary evidences with respect to contingent liabilities wherever pending.

-Disputed Liabilities { vide II a. Audit Qualifications (vii)}:

It is not practicable for the Company to estimate the timings of cash outflows, if any, in respect of the various pending disputed statutory liabilities/ liabilities on

REGD. OFFICE & STEEL PLANT

Zenith Compound Khopoli,
Raigad - 410 203, Maharashtra, India
T: +91 2192 265 812 F: +91 2192 264 061
CIN: L29100MH1987PLC043186

OFFICE





304, Naman Midtown, Tower A,
Senapati Bapat Marg, Elphinstone (W),
Lower Parel, Mumbai - 400 013
T: +91 22 62 304 304 F: +91 22 62 304 399



info@indiasteel.in
www.indiasteel.in



INDIA STEEL
WORKS LTD
Inner Vision. Global Action.

| | |
|-----|--|
| | <p>account of lawsuits as the same are determinable only on receipt of judgments/decisions pending with various forums/authorities.</p> <p>Most of the issues of litigation pertaining to Central Excise/Sales Tax/Customs are based on interpretation of the respective Law & Rules thereunder.</p> <p>The Management believes that many of the issues raised by revenue will not be sustainable in law as they are covered by judgments of respective judicial authorities.</p> <p>-Fair Value { vide II a. Audit Qualifications (viii)}:</p> <p>The company has not assessed the Fair Value of various Assets and Liabilities as per the requirement of Ind AS 103 "Fair Value Measurement".</p> <p>-Impairment of tangible Assets { vide II a. Audit Qualifications (ix)}:</p> <p>The company has not reviewed the impairment of its tangible assets and other financial and nonfinancial assets as of March 31, 2023. Hence, no provision in the books of account has been made by the Company. The management believes that the Company will succeed to get Insurance Claims & MSEDCL claims as per the order of the apt authorities.</p> <p>(i) If management is unable to estimate the impact, reasons for the same: N.A.</p> <p>(ii) Auditors comment on (i) & (ii) above: N.A.</p> |
| III | <p>Signatories</p> <p>For India Steel Works Limited</p> <p> Varun S. Gupta (Managing Director)</p> <p></p> <p>For India Steel Works Limited</p> <p> Mr. Santosh P. Bhosale (Audit Committee Chairman)</p> <p></p> |

REGD. OFFICE & STEEL PLANT

Zenith Compound Khopoli,
Raigad - 410 203, Maharashtra, India
T: +91 2192 265 812 F: +91 2192 264 061
CIN: L29100MH1987PLC043186

OFFICE

304, Naman Midtown, Tower A,
Senapati Bapat Marg, Elphinstone (W),
Lower Parel, Mumbai - 400 013
T: +91 22 62 304 304 F: +91 22 62 304 399

info@indiasteel.in
www.indiasteel.in



**INDIA STEEL
WORKS LTD**
Inner Vision. Global Action.

For India Steel Works Limited



Mr. Nilesh Matkar
(Chief Financial Officer)



For Laxmikant Kabra & Co LLP

Chartered Accountants

(Firm Reg. No.117183W/W100736)



CA Laxmikant Kabra
(M. No.: 101839)
(Statutory Auditor)



Place: Mumbai
Date:18-07-2023

REGD. OFFICE & STEEL PLANT

Zenith Compound Khopoli,
Raigad - 410 203, Maharashtra, India
T. +91 2192 265 812 F: +91 2192 264 061
CIN: L29100MH1987PLC043186

OFFICE

304, Naman Midtown, Tower A,
Senapati Bapat Marg, Elphinstone (W),
Lower Parel, Mumbai - 400 013
T: +91 22 62 304 304 F: +91 22 62 304 399

info@indiasteel.in
www.indiasteel.in



INDIA STEEL
WORKS LTD
Inner Vision. Global Action.

Statement on Impact of Audit Qualifications for the Financial Year ended 31st March, 2023
(Vide Regulation 33/52 of the SEBI(LODR)(Amendment) Regulations,2016).

Rs.In Lakhs

| I | Sr. No. | Particulars | Consolidated Audited Figures (as reported before adjusting for qualification) | Consolidated Adjusted Figures (audited figures after adjusting for qualification) |
|----|---------|--|---|---|
| | 1 | Turnover / Total Income | 659.96 | 659.96 |
| | 2 | Total Expenditure | 4038.02 | 4038.02 |
| | 3 | Net Profit / (Loss) | -3592.21 | -3592.21 |
| | 4 | Earnings Per Share | -0.85 | -0.85 |
| | 5 | Total Assets | 41264.55 | 41264.55 |
| | 6 | Total Liabilities | 36412.01 | 36412.01 |
| | 7 | Net Worth | 4852.54 | 4852.54 |
| | 8 | Any other financial item(s) (as felt appropriate by the management) | Nil | Nil |
| II | a. | Audit Qualifications: (i) Going Concern: The Company's current liabilities exceeded its current assets as of the previous year balance sheet date. Operations of the company has ceased since long and the company is not in the position to pay off its liabilities. These events or conditions, along with other matters indicate that a material uncertainty exists that may cast significant doubt on the Company's ability to continue as a going concern. However, the books of the company are still prepared on historical cost basis. In our opinion the accounts of the company should not be prepared on going concern basis i.e., the assets and liabilities of the company should be stated at net realizable value. The financial statements do not adequately disclose this fact. We believe that the audit evidence we have obtained is sufficient and appropriate to provide a basis for our qualified opinion. (ii) Inventories amounting to ₹13,607.12 Lakhs have not been valued at lower of cost or Net realisable value which is against the significant accounting policies of the company and is not consistent with Ind AS 2 "Inventories". These inventories held by the company include obsolete and non-moving stock which are valued at cost and is inconsistent with provisions of Ind AS 2. As per the information and documents provided to us, we are of the opinion that work-in-progress amounting to ₹10,609.92 Lakhs and Raw Material amounting to ₹1,739.54 Lakhs held by the company can only fetch scrap value. In the absence of quantitative information and supporting documents of Finished Goods, Stock in Trade and Stores and Spares amounting to ₹1,257,65 lakhs, we are unable to comment on | | |





INDIA STEEL

WORKS LTD

Inner Vision. Global Action.

carrying value of the same and its effect on the financial statements for the year.

- (iii) Company has not done physical verification or valuation of inventories. On account of the same we are unable to comment on the physical status and/ or recoverable value of such inventories.
- (iv) Company has shown insurance claim receivable amounting to ₹1,120.27 Lakhs. The said claim is outstanding since long back and the same has not been approved by appropriate authority till date. In our opinion, showing the said insurance claim as receivable is not showing true and fair view. On account of the same assets of the company are overstated by ₹1,120.27.
- (v) Confirmations of the balances of sundry creditors and debtors, loans and advances, Advances given to suppliers have not been obtained and they are subject to reconciliations and subsequent adjustments if any. As such we are unable to express any opinion as to the effect on the financial statements for the year.
- (vi) Sufficient and appropriate documentary audit evidence in respect of Contingent liabilities were not provided to us. As such we are unable to express any opinion as to the effect on the financial statements for the year.
- (vii) The company has not assessed the impact of various disputed statutory liabilities/ liabilities on account of lawsuits as per the requirement of Ind AS 37 "Provision, Contingent Liabilities, Contingent Asset" and hence the effect of the same, if any, on the financial results. The cases are pending with multiple tax authorities and the said claims have not been acknowledged as debt by the company.
- (viii) The company has not assessed the Fair Value of various Assets and Liabilities as per the requirement of Ind AS 103 "Fair Value Measurement", the effect of the same, if any, on the financial results is not identifiable. Therefore, we are unable to comment on its impact on the financial results for the year ended March 31, 2023.
- (ix) The company has not reviewed the impairment of its tangible assets and other financial and nonfinancial assets as of March 31, 2023. Hence, no provision in the books of account has been made by the Company. In the absence of assessment of impairment/ provisions by the Company, we are unable to comment on the recoverable amount regarding said items.
- b. Type of Audit Qualification: Qualified Opinion.
- c. Frequency of qualification: Appeared for 1st time except (ii) inventories, (iv) Insurance (v) Balances of Sundry Creditors (vi) sufficient documents which are appeared for 2nd time.
- d. For Audit qualifications where the impact is quantified by the Auditor,

REGD. OFFICE & STEEL PLANT

Zenith Compound Khopoli,
Raigad - 410 203, Maharashtra, India
T: +91 2192 265 812 F: +91 2192 264 061
CIN: L29100MH1987PLC043186

OFFICE

304, Naman Midtown, Tower A,
Senapati Bapat Marg, Elphinstone (W),
Lower Parel, Mumbai - 400 013
T: +91 22 62 304 304 F: +91 22 62 304 399



info@indiasteel.in
www.indiasteel.in



INDIA STEEL WORKS LTD

Inner Vision. Global Action.

Managements views:

-Inventories {vide II a. Audit Qualifications (ii)}:

The Company is planning to put up a slag recovery plant. This will enable recover the metal from slag and hence the value of stocks would not be eroded as pointed out by the auditors.

Raw Material amounting to ₹1,739.54: The major Raw Material of the Company is Steel Scrap and as such the same has been valued at cost or market value w.e is lower.

-Insurance {vide II a. Audit Qualifications (iv)}: The Company has filed a consumer case for insurance claim before the NCDRC (National Consumer Dispute Redressal Commission) in the year 2014. The case is pending for final hearing.

e. For Audit qualifications where the impact is not quantified by the Auditor:

No further comments other than the Audit Report.

(i) Managements estimation on the impact of audit qualification.

-Going Concern Concept { vide II a. Audit Qualifications (i)}:

The management believes that though the Current Liabilities of the Company exceeds Current Assets of the Company, the Company, having positive net worth will be able to revive business including exploring new business opportunities.

-Physical verification or valuation of inventories { vide II a. Audit Qualifications (iii)}:

The inventories are stated at the lower of the Cost and net realisable value.

-Confirmations { vide II a. Audit Qualifications (v)}:

The Company is in process of getting balance confirmations from the parties belonging to trade payables and trade receivables, loans and advances, advances to suppliers.

However, pending confirmations from trade receivable and trade payable, for loans and advances, advances to suppliers will not affect the financials of the Company.

-Sufficient documents { vide II a. Audit Qualifications (vi)}:

The Company is in process of getting documentary evidences with respect to contingent liabilities wherever pending.

-Disputed Liabilities { vide II a. Audit Qualifications (vii)}:

It is not practicable for the Company to estimate the timings of cash outflows, if any, in respect of the various pending disputed statutory liabilities/ liabilities on



REGD. OFFICE & STEEL PLANT

Zenith Compound Khopoli,
Raigad - 410 203, Maharashtra, India
T: +91 2192 265 812 F: +91 2192 264 061
CIN: L29100MH1987PLC043186

OFFICE

304, Naman Midtown, Tower A,
Senapati Bapat Marg, Elphinstone (W),
Lower Parel, Mumbai - 400 013
T: +91 22 62 304 304 F: +91 22 62 304 399



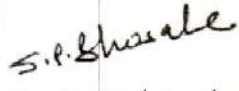

info@indiasteel.in
www.indiasteel.in



INDIA STEEL

WORKS LTD

Inner Vision. Global Action.

| | |
|-----|--|
| | <p>account of lawsuits as the same are determinable only on receipt of judgments/decisions pending with various forums/authorities.</p> <p>Most of the issues of litigation pertaining to Central Excise/Sales Tax/Customs are based on interpretation of the respective Law & Rules thereunder.</p> <p>The Management believes that many of the issues raised by revenue will not be sustainable in law as they are covered by judgments of respective judicial authorities.</p> <p>-Fair Value { vide II a. Audit Qualifications (viii)}:</p> <p>The company has not assessed the Fair Value of various Assets and Liabilities as per the requirement of Ind AS 103 "Fair Value Measurement".</p> <p>-Impairment of tangible Assets { vide II a. Audit Qualifications (ix)}:</p> <p>The company has not reviewed the impairment of its tangible assets and other financial and nonfinancial assets as of March 31, 2023. Hence, no provision in the books of account has been made by the Company. The management believes that the Company will succeed to get Insurance Claims & MSEDCL claims as per the order of the apt authorities.</p> <p>(i) If management is unable to estimate the impact, reasons for the same: N.A.</p> <p>(ii) Auditors comment on (i) & (ii) above: N.A.</p> |
| III | <p>Signatories</p> <p>For India Steel Works Limited</p> <p> Varun S. Gupta (Managing Director)</p> <p></p> <p>For India Steel Works Limited</p> <p> Mr. Santosh P. Bhosale (Audit Committee Chairman)</p> <p></p> |

REGD. OFFICE & STEEL PLANT

Zenith Compound Khopoli,
Raigad - 410 203, Maharashtra, India
T: +91 2192 265 812 F: +91 2192 264 061
CIN: L29100MH1987PLC043186

OFFICE

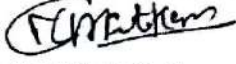
304, Naman Midtown, Tower A,
Senapati Bapat Marg, Elphinstone (W),
Lower Parel, Mumbai - 400 013
T: +91 22 62 304 304 F: +91 22 62 304 399

info@indiasteel.in
www.indiasteel.in



INDIA STEEL
WORKS LTD
Inner Vision. Global Action.

For India Steel Works Limited


Mr. Nilesh Matkar
(Chief Financial Officer)



For Laxmikant Kabra & Co LLP
Chartered Accountants
(Firm Reg. No.117183W/W100736)



CA Laxmikant Kabra
(M. No.: 101839)
(Statutory Auditor)



Place: Mumbai
Date:18-07-2023

REGD. OFFICE & STEEL PLANT

Zenith Compound Khopoli,
Raigad - 410 203, Maharashtra, India
T: +91 2192 265 812 F: +91 2192 264 061
CIN: L29100MH1987PLC043186

OFFICE

304, Naman Midtown, Tower A,
Senapati Bapat Marg, Elphinstone (W),
Lower Parel, Mumbai - 400 013
T: +91 22 62 304 304 F: +91 22 62 304 399

info@indiasteel.in
www.indiasteel.in