



Standard Capital
Markets Limited

Ref. No.: SCML/2022-23/43

To
Listing Operations
BSE Ltd
Phiroze Jeejeebhoy Towers
Dalal Street, Mumbai- 400001

Date: October 12, 2022

Scrip Code: 511700

Sub: Unaudited Financial Results for the quarter and half year ended September 30, 2022.

Dear Sir/ Madam,

Pursuant to the provisions of Regulation 33 of the SEBI (Listing Obligations and Disclosure Requirements) Regulations, 2015, please find enclosed herewith Unaudited Financial Results of the Company for the quarter and half year ended September 30, 2022 together with the Limited Review Report;

The Financial Results will be published in the newspapers shortly.


You are requested to take the same on record and oblige.

Thanking You
Yours faithfully,

For Standard Capital Market Limited


Ram Gopal Jindal
Managing Director
Din: 06583160






LIMITED REVIEW REPORT OF INDEPENDENT AUDITOR ON THE HALF YEARLY & QUARTERLY UN-AUDITED STANDALONE FINANCIAL RESULTS OF STANDARD CAPITAL MARKETS LIMITED PURSUANT TO THE REGULATION 33 OF THE SEBI (LISTING OBLIGATIONS AND DISCLOSURE REQUIREMENTS) REGULATIONS, 2015 (AS AMENDED)

To
The Board of Directors
STANDARD CAPITAL MARKETS LIMITED
401-A, PP Towers,
Netaji Subhash Place,
Pitampura, New Delhi-110034

1. We have reviewed the accompanying Statement of Un-audited Standalone Financial Results of Standard Capital Markets Limited ("the Company") for the Half Year & Quarter ended 30th September, 2022 ("the Statement"), being submitted by the Company pursuant to the requirement of Regulation 33 of the SEBI (Listing Obligations and Disclosure Requirements) Regulations, 2015, as amended read with SEBI Circular No. CIR/CFD/CMDI/80/2019 dated 19.07.2019 (the "Listing Regulations").
2. This Statement which is the responsibility of the Company's Management and approved by the Board of Directors, has been prepared in accordance with the recognition and measurement principles laid down in the Indian Accounting Standards (Ind AS 34) for "Interim Financial Reporting" prescribed under Section 133 of the Companies Act, 2013 read with the relevant rules issued thereunder and other accounting principles generally accepted in India. Our responsibility is to issue a report and express a conclusion on these Financial Statements based on our review.
3. We conducted our review of the Statement in accordance with the Standard on Review Engagement (SRE) 2410, "Review of Interim Financial Information Performed by the Independent Auditor of the Entity", issued by the Institute of Chartered Accountants of India. A review of interim financial information consists of making inquiries, primarily of persons responsible for financial and accounting matters, and applying analytical and other review procedures. This standard requires that we plan and perform the review to obtain moderate assurance as to whether the financial statements are free of material misstatement. A review is limited primarily to inquiries of company personnel and analytical procedures applied to financial data and thus provides less assurance than an audit. We have not performed an audit and accordingly, we do not express an audit opinion.





Krishan Rakesh & Co.
CHARTERED ACCOUNTANTS

PHONE : 011-45152170

143, KOHAT ENCLAVE
2ND FLOOR, PITAMPURA
DELHI-110034

4. Based on our review conducted as stated in paragraph 3 above, nothing has come to our attention that causes us to believe that the accompanying Statement of Unaudited Financial Results, prepared in accordance with applicable accounting standards and other recognized accounting practices and principles laid down in the aforesaid Ind AS and other accounting principles generally accepted in India, has not disclosed the information required to be disclosed in terms of Regulation 33 of the SEBI (Listing Obligations and Disclosure Requirements) Regulations, 2015, as amended from time to time read with circular, including the manner in which it is to be disclosed, or that it contains any material misstatement.
5. Based on our review conducted as above, nothing has come to our attention that causes us to believe that the accompanying statement of unaudited standalone Financial Results prepared in accordance with applicable accounting standards i.e. Ind AS prescribed under Section 133 of the Companies Act, 2013 read with relevant rules issued there under and other recognized accounting practices and policies has not disclosed the information required to be disclosed in terms of Regulation 33 of the SEBI (Listing Obligations and Disclosure Requirements) Regulations, 2015 and SEBI Circular dated 5th July, 2016 including the manner in which it is to be disclosed, or that it contains any material misstatement except Ind As 116. Ind AS 116, Leases applied to company w.e.f. 01.04.2019 for which no accounting adjustments/impact was being made in standalone financial statements.

For KRISHAN RAKESH & CO.
CHARTERED ACCOUNTANTS
Firm Regn. No. 009088N

PLACE : DELHI
DATED : 12-10-2022
UDIN : 22087891AZLKKW6817




K.K. GUPTA
(PARTNER)
M.No. 87891

STANDARD CAPITAL MARKETS LIMITED

CIN No: L74899DL1987PLC027057

Regd. Address: 401-A, PP Towers, Netaji Subhash Place, Pitampura, Delhi-110034 Delhi North Delhi DL 110034

E Mail: stancap.delhi@gmail.com, Website: stancap.co.in

Contact No: 011-47461199

Statement of Standalone Unaudited Financial Results for the Half Year & Quarter Ended 30th September, 2022

Particulars	(Rs. in Lakh, except per share data)					
	Quarter			HALF		Year
	Ended 30.09.2022	Ended 30.06.2022	Ended 30.09.2021	Ended 30.09.2022	Ended 30.09.2021	Ended 31.03.2022
I. Revenue from Operations						
(i) Sales	0.00	0.00	0.00	0.00	0.00	0.00
(ii) Fees and Commission Income	0.00	0.00	0.00	0.00	0.00	0.00
(iii) Dividend income	0.00	0.00	0.00	0.00	0.00	0.00
(iv) Rental Income	0.00	0.00	0.00	0.00	0.00	0.00
(v) Net gain on fair value changes	0.00	0.00	0.00	0.00	0.00	0.00
(vi) Net gain on derecognition of financial instruments under amortised cost category	0.00	0.00	0.00	0.00	0.00	0.00
(vii) Sale of products(including Excise Duty)	0.00	0.00	0.00	0.00	0.00	0.00
(viii) Sale of Services	0.00	0.00	0.00	0.00	0.00	0.00
(ix) Interest	142.13	65.40	8.69	207.53	17.42	36.65
(x) Other Revenue from Operations						
Total Revenue from Operations	142.13	65.40	8.69	207.53	17.42	36.65
Other Income	0.00	0.00	0.00	0.00	0.00	2.05
Total Income	142.13	65.40	8.69	207.53	17.42	38.70
II. Expenses						
(i) Cost of Material consumed	0.00	0.00	0.00	0.00	0.00	0.00
(ii) Purchase of stock in trade	0.00	0.00	0.00	0.00	0.00	0.00
(iii) Changes in inventories of finished goods work in progress and stock in-trade	0.00	0.00	0.00	0.00	0.00	0.00
(iv) Net Loss or derecognition of Financial Instrument under amortised cost category	0.00	0.00	0.00	0.00	0.00	0.00
(v) Impairment of Financial Instruments	0.00	0.00	0.00	0.00	0.00	0.00
(vi) Employee Benefits Expense	3.45	3.85	2.20	7.30	3.98	7.67
(vii) Depreciation, Depletion and Amortisation Expense	0.06	0.02	0.00	0.08	0.00	0.00
(viii) Fees and Commission expenses	0.00	0.00	0.00	0.00	0.00	0.00
(ix) Net loss on fair value changes	0.00	0.00	0.00	0.00	0.00	0.00
(x) Finance Cost	112.74	48.15	2.75	160.89	5.51	16.94
(xi) Other Expenses	5.94	8.56	3.29	14.50	5.15	4.74
Total Expenses	122.19	60.58	8.24	162.77	14.64	29.35
III. Profit/(Loss) before exceptional items and tax (1-2)	19.94	4.82	0.45	24.76	2.78	9.35
IV. Exceptional items	0.00	0.00	0.00	0.00	0.00	0.00
V. Profit/(Loss) before Tax (3-4)	19.94	4.82	0.45	24.76	2.78	9.35
VI. Tax Expense:						
(i) Current Tax	5.18	1.25	0.12	6.44	0.72	1.08
(ii) Deferred Tax(Net)						
VII. Net Profit/(Loss) for the period (5-6)	14.76	3.57	0.33	18.32	2.06	8.27
VIII. Other Comprehensive Income						
A. Items that will not be reclassified to profit or loss						
(i) Reimbursement Gain/(Loss) of the Defined Benefit Plan	0.00	0.00	0.00	0.00	0.00	0.00
(ii) Net Gain on equity Instrument designated at FVOCI for the year						
(iii) Income tax relating to items that will not be reclassified to profit or loss	0.00	0.00	0.00	0.00	0.00	0.00
B. Items that will be reclassified to profit or loss.	0.00	0.00	0.00	0.00	0.00	0.00
Total other Comprehensive income (A+B)	0.00	0.00	0.00	0.00	0.00	0.00
IX. Total Comprehensive income (7+8)	0.00	0.00	0.00	0.00	0.00	0.00
X. Paid-up Equity Share Capital Equity Shares of/Face Value Rs. 10/-	400.01	400.01	400.01	400.01	400.01	400.01
XI. Reserves as at 31st March						
XII. Earnings Per Share (EPS) on Face Value Rs. 10/-						
(a) Basic	0.37	0.09	0.01	0.46	0.05	0.21
(b) Diluted	0.37	0.09	0.01	0.46	0.05	0.21

Notes:


1. The above financial results have been reviewed by the Audit Committee and approved by the Board of Directors of the Company at their respective meetings held on November 11, 2021. The Statutory Auditors of the Company have carried out the Review for the Quarter and half year ended September 30, 2021 pursuant to Regulation 33 of SEBI(Listing Obligations and Disclosure Requirements) Regulations, 2015, as amended.

2. These financial results have been prepared in accordance with Indian Accounting Standards ('Ind AS') prescribed under Section 133 of the Companies Act, 2013 and other accounting principles generally accepted in India and in terms of Regulation 33 of the SEBI (Listing Obligations and Disclosure Requirements) Regulations, 2015.

3. The company is engaged primarily in the business of Financial services and accordingly there are no separate reportable operating segments as per Ind AS 108 dealing with Operating Segments.

4. Figures of previous period have been regrouped/reclassified, wherever necessary, to make them comparable and to conform with current period classification.

Date: 12.10.2022
Place: New Delhi



STANDARD CAPITAL MARKETS LIMITED

CIN No: L74899DL1987PLC027057

Regd. Address: 401-A, PP Towers, Netaji Subhash Place, Pitampura, Delhi-110034 Delhi North Delhi DL 110034


E Mail: stancap.delhi@gmail.com, Website: stancap.co.in

Contact No: 011-47461199

Statement of Assets and Liabilities for the Half Year ended 30th September, 2022

Particulars	As at 30-09-2022	As at 31-03-2022
ASSETS		
1. FINANCIAL ASSETS		
(a) Cash and cash equivalents	6.19	9.32
(b) Bank balance other than cash and cash equivalent	3.23	95.73
(c) Derivative financial instruments		
Receivables		
(I) Trade Receivables		
(II) Other Receivables		
(d) Loans	10,372.40	743.18
(e) Investments		
(f) other financial assets		
Total Financial Assets	10,381.82	848.23
2. Non- Financial Assets		
(a) Inventories	0.07	0.07
(b) Current tax assets (net)	20.65	2.33
(c) Deferred tax assets (net)		
(d) Investment Property		
(e) Biological assets other than bearer plants		
(f) Property, Plant and Equipment	1.06	0.15
(g) Capital work-in-progress		
(h) Intangible assets under development		
(i) Goodwill		
(j) Other intangible assets		
(k) Other non-financial assets (to be specified)	1.10	2.95
Total-Non Financial Assets	22.88	5.50
Total Assets	10,404.70	853.73
LIABILITIES AND EQUITY		
Equity		
Equity attributable to owners of parent		
Equity share capital	400.01	400.01
Other equity	(38.97)	(57.29)
Total equity attributable to owners of parent	361.04	342.72
Non controlling interest		
Total equity	361.04	342.72
Liabilities		
1 Financial liabilities		
(a) Derivative financial instruments Payables		
(I) Trade Payable		
- Total outstanding dues of micro enterprises and small enterprises		
- Total outstanding dues of creditors other than micro enterprises and small enterprises		
(II) Other Payable	8.62	5.08
- Total outstanding dues of micro enterprises and small enterprises		
- Total outstanding dues of creditors other than micro enterprises and small enterprises		
(b) Debt securities		
(c) Borrowings (other than debt securities)	9,959.78	450.50
(d) Deposits	0.00	0.00
(e) Subordinated Liabilities	0.00	0.00
(d) Other financial liabilities	0.00	0.00
Total - Financial liabilities	9,968.40	455.58
2. Non-financial liabilities		
(a) Provisions	53.73	53.73
(b) Current tax liabilities (Net)	6.44	0.00
(c) Deferred tax liabilities (Net)	0.00	0.00
(d) other non financial liabilities	15.09	1.70
Total - Non Financial liabilities	75.26	55.43
Total Liabilities and Equity	10,404.70	853.73
	0.00	0.00

Date: 12.10.2022
Place: New Delhi



Standard Capital Markets limited

CIN No: L74899DL1987PLC027057

Regd. Address: 401-A, PP Towers, Netaji Subhash Place, Pitampura, Delhi-110034 Delhi North Delhi DL 110034

E Mail: stancap.delhi@gmail.com, Website: stancap.co.in


Contact No: 011-47461199


Cash Flow Statement for the Half Year ended 30th September, 2022
(Rs. In Lacs)

Particulars	Year Ended 30-09-2022 Unaudited	Year Ended 30-09-2021 Unaudited
A. Cash Flow From Operating Activities:		
Net Profit Before Tax & Extraordinary Items	24.76	2.78
Adjustments For :		
Depreciation And Amortisation	0.08	0
Impairment of Financial Instruments	0.00	
Interest Income	-207.53	-17.42
Interest Expenses	160.89	5.51
Provision of Standard Asset	0.00	0
Provision For Doubtful Debts	0.00	0
Remeasurement Gain/(loss) on Defined Benefit Plan		
Operating Profit Before Working Capital Changes	(21.80)	(9.13)
Adjustments For :		
(Increase)/Decrease In Other Financial Assets	(9,629.22)	-25.03
(Increase)/Decrease In Other Non Financial Assets	(16.47)	-0.04
Increase/(Decrease) In Other Non Financial Liabilities	13.39	-4.49
Increase/(Decrease) In Trade Payables	3.54	
Increase/(Decrease) In Other Financial Liabilities	0.00	
Interest Received	207.53	17.42
Interest Paid	(160.89)	-5.51
Taxes Paid	0.00	0
Loans Disbursed (Net)	0.00	0
Net Cash Used in Operating Activity	(9,582.12)	(17.65)
B. Cash Flow From Investment Activities		
Payments for Property, Plant & Equipments	(0.99)	0
Proceeds from Sale of Property, Plant & Equipments	0.00	0
Purchase Of Investments	0.00	0
Sale Of investments	0.00	0
Net Cash Generated From Investing Activity	(0.99)	0.00
C. Cash Flow From Financing Activities		
Proceeds from Borrowings	9,509.28	5.51
Repayments of Borrowings	0.00	0.00
Proceeds from Debt Securities	0.00	0.00
Repayments of Debt Securities	0.00	0.00
Dividend Paid On Equity Shares	0.00	0.00
Dividend Distribution Tax paid	0.00	0.00
Net Cash Generated From Financing Activity	9,509.28	5.51
Net Increase/(Decrease) Of Cash & Cash Equivalents(A+B+C)	(95.63)	(21.27)
Cash & Cash Equivalents As At Beginning of the year	105.05	29.86
Cash & Cash Equivalents As At the End of the Period	9.42	8.59
Components Of Cash And Cash Equivalents		
Cash On Hand	6.19	1.25
Remittances In Transit	0.00	0
Balance With Bank	3.23	7.34
On Current Accounts		
Balance as per Statement of Cash Flows	9.42	8.59

0.00

For Standard Capital Markets Limited




Ram Gopal Jindal
 (Managing Director)
 DIN: 06583160

Date: 12.10.2022
Place: New Delhi