

WEL/SEC/2019

January 29, 2019

To,

BSE Limited 1 st Floor, Rotunda Bldg, Dalal Street, Fort, Mumbai - 400 001. Scrip Code: 532553	National Stock Exchange of India Limited Exchange Plaza, C-1, Block-G, Bandra Kurla Complex, Bandra (East), Mumbai - 400 051. NSE Symbol: WELENT
--	---

Dear Sir/Madam,

- Sub.: (1) Un-audited Financial Results for the quarter and nine months ended December 31, 2018 and Limited Review Report.**
(2) Business update.

Pursuant to Regulation 33 of the SEBI (Listing Obligations and Disclosure Requirements) Regulations, 2015, please find enclosed herewith standalone as well as consolidated Un-audited Financial Results for the quarter and nine months ended December 31, 2018 ("UFR") alongwith the limited review report as reviewed by the Audit Committee and approved by the Board of Directors of the Company at their respective meetings held today.

The Board meeting concluded at 7:50 p.m.

Also attached is the business update which is being released to the media.

Kindly take note of the above.

Thanking you.

For Welspun Enterprises Limited



Priya Pakhare
Company Secretary
FCS - 7805



Welspun Enterprises Limited

Welspun House, Kamala City, Senapati Bapat Marg, Lower Parel (West), Mumbai 400 013, India.

T : +91 22 6613 6000 / 2490 8000 F : +91 22 2490 8020

E-mail : companysecretary_wel@welspun.com Website : www.welspunenterprises.com

Registered Address: Welspun City, Village Versamedi, Taluka Anjar, District Kutch, Gujarat 370 110, India.

T : +91 2836 662222 F : +91 2836 279010

Corporate Identity Number: L45201GJ1994PLC023920

Unaudited Standalone Financial Results for the quarter/ nine months ended 31 December 2018

Rupees in lakhs

	Quarter ended 31 December 2018	Quarter ended 30 September 2018	Quarter ended 31 December 2017	Period ended 31 December 2018	Period ended 31 December 2017	Year ended 31 March 2018
	(Unaudited)	(Unaudited)	(Unaudited)	(Unaudited)	(Unaudited)	(Audited)
1 Income						
(a) Revenue from operations	43,190	24,975	27,341	102,869	61,527	99,720
(b) Other income (Refer note 4)	804	2,491	2,472	5,076	7,348	9,556
Total income	43,994	27,466	29,813	107,945	68,875	109,276
2 Expenses						
(a) Cost of materials consumed	403	1,015	301	1,547	812	1,415
(b) Subcontracting, civil and repair work	34,651	18,356	21,903	81,676	48,757	79,732
(c) Employee benefits expense	1,836	1,948	1,560	5,488	3,307	4,951
(d) Finance costs	423	414	186	1,132	554	784
(e) Depreciation and amortisation expense	270	169	516	711	1,591	1,962
(f) Other expenses (Refer note 4)	1,935	1,356	1,424	4,642	4,312	6,583
Total expenses	39,518	23,258	25,890	95,196	59,333	95,427
3 Profit from ordinary activities before exceptional items and tax (1 - 2)	4,476	4,208	3,923	12,749	9,542	13,849
4 Exceptional items (net) (Refer note 3)	1,844	116	453	1,980	1,276	1,417
5 Profit before tax for the period (3 + 4)	6,320	4,324	4,376	14,729	10,818	15,266
6 Tax expense						
a) Current tax	1,953	1,028	1,575	4,512	3,150	5,193
b) Deferred tax charge/(benefit)	(367)	(11)	(643)	(521)	(481)	(901)
Total tax expense	1,586	1,017	932	3,991	2,669	4,292
7 Net profit from ordinary activities after tax for the Period (5 - 6)	4,734	3,307	3,444	10,738	8,149	10,974
8 Other comprehensive income						
Items that will not be reclassified to profit and loss (net of tax)	(12)	115	(1)	81	(4)	(88)
9 Total comprehensive income for the period (7 + 8)	4,722	3,422	3,443	10,819	8,145	10,886
10 Paid-up equity share capital (Face Value Rs. 10/- each)	14,808	14,753	14,753	14,808	14,753	14,753
11 Other equity						130,981
12 Earnings per share (EPS)						
* Not Annualised						
(a) Basic EPS	3.20 *	2.24 *	2.33 *	7.27 *	5.53 *	7.44
(b) Diluted EPS	3.18 *	2.22 *	2.29 *	7.22 *	5.49 *	7.37

[Handwritten Signature]



Notes :-



- 1 The above unaudited standalone financial results were reviewed by the Audit Committee and approved by the Board of Directors of the Company in their respective meetings held on 29 January 2019. These results have been subjected to a Limited Review carried out by the Statutory Auditors.
- 2 (a) The above results have been prepared in accordance with Indian Accounting Standards (Ind AS), the provisions of the Companies Act, 2013 (the Act) as applicable and Regulation 33 of the SEBI (Listing Obligations and Disclosure Requirements) Regulations, 2015.
- 2 (b) Ind AS 115 - Revenue from contracts with customers is mandatory for accounting periods commencing on 1 April 2018. The company has elected to apply the cumulative catch-up method on the date of transition and the revised standard is applied to contracts that were in progress as of 1 April 2018. Accordingly, the comparatives have not been retrospectively adjusted. The effect of adoption of Ind AS 115 is not material to the financial results.

3 Exceptional items - Gain/(loss) for the period includes Rupees in lakhs

	Quarter ended 31 December 2018	Quarter ended 30 September 2018	Quarter ended 31 December 2017	Period ended 31 December 2018	Period ended 31 December 2017	Year ended 31 March 2018
(i) Realisation of contingent asset on account of income tax refund from Welspun Maxsteel Limited (now renamed as JSW Steel (Salav) Limited).	-	-	-	-	43	43
(ii) Gain on sale of stake in Welspun Energy Private Limited - additional consideration	-	116	453	136	1,234	1,394
(iii) Profit on sale of Dewas water project to 100% wholly owned Subsidiary DWWPL	-	-	-	-	-	1,348
(iv) Impairment of Investment in MSK (Kim Mandvi) Corridor Projects Private Limited	-	-	-	-	-	(1,368)
(v) Gain on sale of stake in Dewas Bhopal Corridor Private Limited	1,844	-	-	1,844	-	-
	1,844	116	453	1,980	1,276	1,417

- 4 Other income includes notional interest income (Ind AS adjustment) of Rs 1,304 lakhs (Quarter ended 30 September 2018 : Rs 435 lakhs and Quarter ended 31 December 2018 : Rs 448 lakhs) accrued during the period ended 31 December 2018 on interest free loan given to one of the subsidiary. Corresponding to this income, Rs 1,304 lakhs (Expected Credit Loss) (Quarter ended 30 September 2018 : Rs 435 lakhs and Quarter ended 31 December 2018 Rs 448 lakhs) has been provided for and included in other expenses.
- 5 During the quarter ended 31 December 2018, the Company has incorporated wholly owned subsidiary namely Welspun Amravati Highways Private Limited and invested an amount of Rs 1 lakh.
- 6 During the quarter ended 31 December 2018, the Company has approved allotment of 5,50,000 equity shares to the employees of the Company who had exercised their options under the Welspun Enterprises Limited - Employees Stock Option Plan 2017 ("WEL ESOP SCHEME 2017"). The equity shares allotted shall rank pari passu in all respect, including dividend, with the existing equity shares of the Company.
- 7 Previous period figures have been regrouped, rearranged and reclassified wherever considered necessary.

For Welspun Enterprises Limited



 Sandeep Garg
 Managing Director
 DIN 00036919

Place : Mumbai
 Date : 29 January 2019

Independent Auditor's Review Report

To
The Board of Directors
Welspun Enterprises Limited


Re: Limited Review Report for the quarter and nine months ended 31 December 2018

1. We have reviewed the accompanying Statement of unaudited standalone financial results of **Welspun Enterprises Limited** (the "Company") for the quarter and nine months ended 31 December, 2018 ("the Statement") being submitted by the Company pursuant to the requirement of Regulation 33 of the SEBI (Listing Obligations and Disclosure Requirements) Regulations, 2015 as modified by Circular number CIR/CFD/FAC/62/2016 dated 5 July 2016 ("the Circular").
2. This Statement, which is the responsibility of the Company's Management and approved by the Board of Directors, has been prepared in accordance with the recognition and measurement principles laid down in Indian Accounting Standard 34 "Interim Financial Reporting" ("Ind AS 34"), prescribed under Section 133 of the Companies Act, 2013 read with relevant rules issued thereunder and other accounting principles generally accepted in India. Our responsibility is to issue a report on the Statement based on our review.
3. We conducted our review of the Statement in accordance with the Standard on Review Engagements (SRE) 2410, "Review of Interim Financial Information Performed by the Independent Auditor of the Entity" issued by the Institute of Chartered Accountants of India. This Standard requires that we plan and perform the review to obtain moderate assurance as to whether the Statement is free of material misstatement. A review is limited primarily to inquiries of Company personnel and analytical procedures applied to financial data and thus provide less assurance than an audit. We have not performed an audit and accordingly, we do not express an audit opinion.
4. Based on our review conducted as above, nothing has come to our attention that causes us to believe that the accompanying Statement prepared in accordance with the applicable Indian Accounting Standards (Ind AS) as prescribed under section 133 of the Companies Act, 2013 read with rules issued thereunder and other recognised accounting practices and principles generally accepted in India, has not disclosed the information required to be disclosed in terms of Regulation 33 of the SEBI (Listing Obligations and Disclosure Requirements) Regulations, 2015 as modified by circular number CIR/CFD/FAC/62/2016 dated 5 July, 2016, including the manner in which it is to be disclosed, or that it contains any material misstatement.

For **MGB & Co LLP**

Chartered Accountants

Firm Registration Number 101169W/W-100035


Sanjay Kothari
Partner

Membership Number 048215



Mumbai, 29 January 2019

Unaudited Consolidated Financial Results for the quarter/ nine months ended 31 December 2018

		Rupees in lakhs					
		Quarter ended 31 December 2018	Quarter ended 30 September 2018	Quarter ended 31 December 2017	Period ended 31 December 2018	Period ended 31 December 2017	Year ended 31 March 2018
		(Unaudited)	(Unaudited)	(Unaudited)	(Unaudited)	(Unaudited)	(Audited)
1	Income						
	(a) Revenue from operations	44,645	25,997	29,891	106,152	66,183	106,713
	(b) Other income	1,302	3,042	2,537	6,838	8,825	11,482
	Total income	45,947	29,039	32,428	112,990	75,008	118,195
2	Expenses						
	(a) Cost of materials consumed	403	1,015	301	1,547	812	1,415
	(b) Subcontracting, civil and repair work	35,869	18,972	22,544	83,999	50,494	83,739
	(c) Employee benefits expense	1,941	2,034	1,610	5,723	3,454	5,167
	(d) Finance costs	1,246	1,423	951	3,930	2,168	3,317
	(e) Depreciation and amortisation expense	260	159	616	679	1,871	2,359
	(f) Other expenses	1,804	1,339	4,278	4,574	7,937	8,378
	Total expenses	41,523	24,942	30,300	100,452	66,736	104,375
3	Profit from ordinary activities before exceptional items, share of profits/ (loss) in associate and tax (1 - 2)	4,424	4,097	2,128	12,538	8,272	13,820
4	Share of profit / (loss) in associate and joint ventures	(74)	200	(75)	50	(150)	(285)
5	Profit from ordinary activities before exceptional items and tax (3+4)	4,350	4,297	2,053	12,588	8,122	13,536
6	Exceptional items (net) (Refer note 3)	1,844	116	453	1,980	(969)	(1,961)
7	Profit / (loss) before tax for the period (5 + 6)	6,194	4,413	2,506	14,568	7,153	11,574
8	Tax expense						
	a) Current tax	1,917	1,050	1,543	4,517	3,222	5,297
	b) Deferred tax charge/(benefit)	(62)	266	(591)	337	(482)	(666)
	Total tax expense	1,855	1,316	952	4,854	2,740	4,631
9	Net profit from ordinary activities after tax for the Period (7 - 8)	4,339	3,097	1,554	9,714	4,413	6,944
10	Other comprehensive income Items that will not be reclassified to Profit and Loss (net of tax)	(1)	105	(1)	82	(4)	(93)
11	Total Comprehensive Income for the period (9 + 10)	4,338	3,202	1,553	9,796	4,409	6,851
12	Profit for the year attributable to :						
	Shareholders of the company	4,339	3,097	1,565	9,714	4,425	6,944
	Non- controlling interest	-	-	(11)	-	(12)	-
13	Total comprehensive income attributable to :						
	Shareholders of the company	4,338	3,202	1,564	9,796	4,421	6,851
	Non- controlling interest	-	-	(11)	-	(12)	-
14	Paid-up equity share capital (Face Value Rs. 10/- each)	14,808	14,753	14,753	14,808	14,753	14,753
15	Other equity						119,115
16	Earnings per share (EPS)						
	* Not annualised						
	(a) Basic EPS	2.93*	2.10*	1.05*	6.58*	2.99*	4.71
	(b) Diluted EPS	2.91*	2.08*	1.03*	6.53*	2.98*	4.66

[Handwritten Signature]

Notes :-

- 1 The above unaudited consolidated financial results were reviewed by the Audit Committee and approved by the Board of Directors of the Company in their respective meetings held on 29 January 2019. These results have been subjected to a Limited Review carried out by the Statutory Auditors.
- 2 (a) The above results have been prepared in accordance with Indian Accounting Standards (Ind AS), the provisions of the Companies Act, 2013 (the Act) as applicable and Regulation 33 of the SEBI (Listing Obligations and Disclosure Requirements) Regulations, 2015.
- 2 (b) Ind AS 115 - Revenue from contracts with customers is mandatory for accounting periods commencing on 1 April 2018. The group has elected to apply the cumulative catch-up method on the date of transition and the revised standard is applied to contracts that were in progress as of 1 April 2018. Accordingly, the comparatives have not been retrospectively adjusted. The effect of adoption of Ind AS 115 is not material to the financial results.

3 Exceptional items - Gain/(loss) for the period includes							Rupees in lakhs
	Quarter ended 31 December 2018	Quarter ended 30 September 2018	Quarter ended 31 December 2017	Period ended 31 December 2018	Period ended 31 December 2017	Year ended 31 March 2018	
(i) Realisation of contingent asset on account of income tax refund from Welspun Maxsteel Limited (now renamed as JSW Steel (Salav) Limited).	-	-	-	-	43	43	
(ii) Additional amortisation charge on account of reassessment of useful life of water pipe line project (on public-private partnership basis) due to economic and policy developments and revised the remaining useful life to 2.5 years in respect of the said asset w.e.f 1 April 2015.	-	-	-	-	(2,246)	(2,246)	
(iii) Gain on sale of stake in Welspun Energy Private Limited - additional consideration	-	116	453	136	1,234	1,394	
(iv) Impairment loss recognised on remeasurement of intangible asset	-	-	-	-	-	(1,183)	
(v) Profit on sale of undertaking - Welspun Financial Services Limited	-	-	-	-	-	30	
(vi) Gain on sale of stake in Dewas Bhopal Corridor Private Limited	1,844	-	-	1,844	-	-	
	1,844	116	453	1,980	(969)	(1,961)	

- 4 During the quarter ended 31 December 2018, the Company has incorporated wholly owned subsidiary namely Welspun Amravati Highways Private Limited and invested an amount of Rs 1 lakh.
- 5 During the quarter ended 31 December 2018, the Company has approved allotment of 5,50,000 equity shares to the employees of the Company who had exercised their options under the Welspun Enterprises Limited - Employees Stock Option Plan 2017 ("WEL ESOP SCHEME 2017"). The equity shares allotted shall rank pari passu in all respect, including dividend, with the existing equity shares of the Company.
- 6 Refer Annexure I for Segment Information
- 7 Previous period figures have been regrouped, rearranged and reclassified wherever considered necessary.

For Welspun Enterprises Limited

Sandeep Garg

Sandeep Garg
Managing Director
DIN 00036419



Place : Mumbai
Date : 29 January 2019

Annexure - I
Segment Information :-

Rupees in lakhs

	Quarter ended 31 December 2018	Quarter ended 30 September 2018	Quarter ended 31 December 2017	Period ended 31 December 2018	Period ended 31 December 2017	Year ended 31 March 2018
	(Unaudited)	(Unaudited)	(Unaudited)	(Unaudited)	(Unaudited)	(Audited)
Segment Revenue						
Infrastructure	44,645	25,997	29,891	106,152	66,183	106,713
Trading	-	-	-	-	-	-
Oil and gas	-	-	-	-	-	-
Total sales/ Income from Operations	44,645	25,997	29,891	106,152	66,183	106,713
Segment Result						
Infrastructure	6,317	4,076	3,489	14,926	7,781	12,194
Trading	-	-	-	-	-	-
Oil and gas	-	-	(384)	-	(1,117)	(1,127)
Unallocated	(1,965)	(1,544)	(2,333)	(4,934)	(4,626)	(4,896)
Total	4,353	2,532	771	9,992	2,038	6,171
Add : Other income (including interest income)	1,317	2,989	2,307	6,476	8,401	10,966
Profit before finance costs, tax and exceptional items	5,670	5,521	3,078	16,468	10,440	17,137
Add / (Less) : Finance costs	(1,246)	(1,423)	(951)	(3,930)	(2,168)	(3,317)
Add / (Less) : Share of loss from associate/ joint venture	(74)	199	(75)	50	(150)	(285)
Add / (Less): Exceptional items (net)	1,844	116	453	1,980	(969)	(1,961)
Profit / (loss) from ordinary activities before tax	6,194	4,413	2,506	14,567	7,153	11,574
Capital Employed						
Segment Assets						
Infrastructure	132,755	100,452	68,880	132,755	68,880	77,391
Trading	1	-	-	1	-	-
Oil and gas	5,726	5,726	5,726	5,726	5,726	5,726
Unallocated	133,170	122,251	138,682	133,170	138,682	137,012
Total (A)	271,652	228,429	213,288	271,652	213,288	220,129
Segment Liabilities						
Infrastructure	64,005	42,741	12,590	64,005	12,590	29,588
Trading	20	-	-	20	-	-
Unallocated	65,374	48,066	51,649	65,374	51,649	56,675
Total (B)	129,399	90,808	64,239	129,399	64,239	86,262
Total (A - B)	142,253	137,621	149,049	142,253	149,049	133,867
<p>a) The segment information of the Company has been prepared in accordance with Ind AS 108 "Operating Segments" b) The business segments of the Company comprises of :- - Infrastructure - Trading -Oil & Gas c) Previous year figures have been regrouped, rearranged and reclassified wherever considered necessary.</p>						

Independent Auditor's Review Report

To
The Board of Directors of
Welspun Enterprises Limited

Re: Limited Review Report for the quarter and nine months ended 31 December 2018

1. We have reviewed the accompanying Statement of unaudited consolidated financial results of **Welspun Enterprises Limited** ("the Holding Company"), its subsidiaries (the Holding Company and its subsidiaries together referred to as "the Group") and its associate and jointly controlled entities for the quarter and nine months ended 31 December 2018 ("the Statement") being submitted by the Holding Company pursuant to the requirement of Regulation 33 of the SEBI (Listing Obligations and Disclosure Requirements) Regulations, 2015, read with Circular number CIR/CFD/FAC/62/2016 dated 5 July 2016.
2. This Statement, which is the responsibility of the Holding Company's Management and approved by the Board of Directors, has been prepared in accordance with the recognition and measurement principles laid down in Indian Accounting Standard 34 "Interim Financial Reporting" ("Ind AS 34") prescribed under Section 133 of the Companies Act, 2013 read with relevant rules issued thereunder and other accounting principles generally accepted in India. Our responsibility is to issue a report on the Statement based on our review.
3. We conducted our review of the Statement in accordance with the Standard on Review Engagements (SRE) 2410, "Review of Interim Financial Information Performed by the Independent Auditor of the Entity" issued by the Institute of Chartered Accountants of India. This Standard requires that we plan and perform the review to obtain moderate assurance as to whether the Statement is free of material misstatement. A review is limited primarily to inquiries of Holding Company's personnel and analytical procedures applied to financial data and thus provides less assurance than an audit. We have not performed an audit and accordingly, we do not express an audit opinion.
4. The unaudited consolidated financial results includes the interim financial results of ten subsidiaries, which are certified by the Management, whose interim financial statements reflect total revenues of Rs. 4,755 lakhs and Rs. 11,793 lakhs for the quarter and nine months ended 31 December 2018 respectively, total net loss after tax of Rs. 786 lakhs and Rs. 2,431 lakhs for the quarter and nine months ended 31 December 2018 respectively and total comprehensive loss of Rs.775 lakhs and Rs.2,430 lakhs for the quarter and nine months ended 31 December 2018 respectively, as considered in the unaudited consolidated financial results. The unaudited consolidated financial results also includes Group's share of net Profit/(loss) after tax of Rs.(74) lakhs and Rs.50 lakhs for the quarter and nine months ended 31 December 2018 respectively in respect of one associate and nine jointly controlled entities based on the consolidated interim financial statements which are as certified by the management.

Our report on the Statement is not modified in respect of our reliance on the interim financial information/results certified by the management.



5. Based on our review conducted as stated above, nothing has come to our attention that causes us to believe that the accompanying Statement, prepared in accordance with the aforesaid Indian Accounting Standards and other accounting principles generally accepted in India, has not disclosed the information required to be disclosed in terms of Regulation 33 of the SEBI (Listing Obligations and Disclosure Requirements) Regulations, 2015, as modified by Circular number CIR/CFD/FAC/62/2016 dated 5 July 2016 of SEBI, including the manner in which it is to be disclosed, or that it contains any material misstatement.

For **MGB & Co LLP**

Chartered Accountants

Firm Registration Number 101169W/W-100035


Sanjay Kothari

Partner

Membership Number 048215



Mumbai, 29 January 2019

Received India's first HAM annuity

- Revenue up 58% YoY; Operating EBITDA up 72% YoY
- Delhi-Meerut Expressway project receives first annuity on time
- All HAM projects in advanced stages of implementation
- Current EPC Order Book at Rs. 57,520 million (excluding GST) with HAM portfolio of 7 projects

Mumbai, January 29, 2019: Welspun Enterprises Ltd. ("WEL" or "Company"), part of the US\$ 2.3 billion Welspun Group, today announced its Q3FY19 & 9MFY19 results.

Standalone Financials

Income Statement Snapshot (Rs. Million)						
Particulars	Q3 FY19	Q3 FY18	YoY Growth	9M FY19	9M FY18	YoY Growth
Revenue from Operations	4,319	2,734	58%	10,287	6,153	67%
Other Income*	80	247		508	735	
Total Income	4,399	2,981	48%	10,795	6,888	57%
Operating EBITDA**	511	297	72%	1,208	593	104%
<i>Operating EBITDA margin</i>	11.8%	10.9%		11.7%	9.6%	
EBITDA	517	462	12%	1,459	1,169	25%
<i>EBITDA margin</i>	11.7%	15.5%		13.5%	17.0%	
PBT	448	392	14%	1,275	954	34%
Exceptional gain	184	45		198	128	
Reported PBT	632	438	44%	1,473	1,082	36%
PAT	473	344	37%	1,074	815	32%
<i>PAT margin</i>	10.8%	11.6%		9.9%	11.8%	
Cash PAT	493	375	31%	1,121	973	15%

Note: Cash PAT = Reported PBDT – Current tax + Non-cash ESOP expenses

* In Q3FY19, Other income includes treasury income of Rs.35 million (vs. Rs. 188 million for Q3FY18). The reduction is attributable to MTM impact of Rs. (83) million (mainly related to increase in yields on PSU bonds) and deployment of treasury funds into business

** Refer table below

Operating EBITDA Calculation (Rs. Million)				
Particulars	Q3 FY19	Q3 FY18	9M FY19	9M FY18
Operating EBITDA (as per reported financials)	437	215	952	434
<i>Operating EBITDA Margin (as per reported financials)</i>	10.1%	7.9%	9.3%	7.1%
Add: Cost corresponding to IndAS notional interest	45	39	130	112
Add: ESOP non-cash expense	29	43	126	47
Operating EBITDA	511	297	1,208	593
<i>Operating EBITDA margin</i>	11.8%	10.9%	11.7%	9.6%

BUSINESS UPDATE

Balance Sheet Snapshot (Rs. Million)	31 st Dec 2018	30 th Sept 2018	31 st Mar 2018
Net worth	15,514	15,013	14,573
Gross Debt	1,230	545	664
- Long Term Debt	-	492	521
- Short Term Debt (CP of Rs. 1,000 million in Q3FY19- primarily to remain active in treasury market)	1,230	54	143
Cash & Cash Equivalents[@]	6,365	6,062	7,135
Net Debt /(Cash)	(5,135)	(5,517)	(6,471)
Other Long Term Liabilities	306	299	303
Total Net Fixed Assets (incl. CWIP)	342	280	87
Net Current Assets (Excl. Cash & Cash Equivalents) [@]	1,730	1,349	1,053
Other Long Term Investments and assets	8,613	8,167	7,263

@ Temporary funding of Rs. 775 million has been made in lieu of drawing debt at the subsidiary/JV level in order to minimise the interest cost. This temporary funding has not been included in the cash balance of Rs. 6,365 million

Financial Highlights

- Revenue in Q3FY19 stands at Rs. 4,319 million, up 58% YoY. Revenue during the quarter was contributed mainly by three HAM projects as against only one project in the same quarter last year
- The Company has a policy of regularly divesting completed assets in order to recycle capital. During the quarter, the 13% residual stake in Dewas Bhopal road project was sold for Rs. 577 million. With this, the total consideration received by Welspun was Rs. 1,841 million as against its fund infusion of Rs. 854 million implying a multiple of 2.15x.
- EBITDA in Q3FY19 was up 12% YoY to Rs. 517 million on account of the EPC margins from the higher execution partially offset by MTM impact on Other Income
- As on 31st Dec, Unlevered Growth Capital stands at Rs. 5,910 million comprising of Rs. 5,135 million in the form of net cash and cash equivalents and Rs. 775 million as temporary funding to subsidiaries/JVs in lieu of drawing debt at that level. The temporary funding was done in order to minimise the interest cost at the SPVs and the funds are available to WEL, on demand
- Additional equity requirement within the next 2-3 years for the existing portfolio:
 - HAM Projects: Rs. 5,140 million
 - Oil & Gas: Around Rs. 1,750 million

Project Status

HAM Road Projects: All projects are with full financial tie-ups and are in the advanced stage of implementation as detailed below:

Delhi-Meerut Expressway (Delhi-section)

- **Project Description:** 14 Lane expressway: Six-laning of Delhi – Meerut Expressway & four-laning either side from 0th km to existing km 8.4 of NH-24 in Delhi
- **Completion cost:** Rs. 8.87 billion
- **Status:** Received the first annuity in January 2019 within the stipulated time of 15 days from the completion of 6 months from provisional COD. The provisional COD was achieved 11 months ahead of the scheduled date. Annuity details are given in the below table:

BUSINESS UPDATE

Sr. No.	Description	Amount (Rs. in million)
1	1 st Annuity installment	112
2	Interest on completion cost (currently 9.75% p.a.p.m)	261
3	O & M payments	22.1

- Early completion bonus of Rs. 287 million has been approved by Independent Engineer (IE) and is in the process of approval by NHAI

Gagalheri-Saharanpur-Yamunanagar (GSY)

- **Project Description:** 4-Laning of Gagalheri-Saharanpur-Yamunanagar section of NH-73 in UP / Haryana
- **Bid Project Cost:** Rs. 11.84 billion
- **Status:** Physical progress of more than 40% has been completed by Q3FY19 and the project is on track for an early completion.

Chutmalpur-Ganeshpur & Roorkee-Chutmalpur-Gagalheri (CGRG)

- **Project Description:** 4-Laning of Chutmalpur-Ganeshpur section of NH-72A & Roorkee-Chutmalpur-Gagalheri section of NH-73 in UP & Uttarakhand
- **Bid Project Cost:** Rs. 9.42 billion
- **Status:** Physical progress of more than 35% has been completed by Q3FY19 and the project is on track for an early completion.

Aunta-Simaria (Ganga Bridge with Approach Roads)

- **Project Description:** Six- Laning from Aunta-Simaria (Ganga Bridge with Approach Roads) Section from km 197.9 to km 206.1 of NH-31 in Bihar. Includes widest extradosed bridge on Ganga river
- **Bid Project Cost:** Rs. 11.61 billion
- **Status:** NHAI declared the Appointed Date for the Project as 30th August 2018; execution in full swing.

Chikhali-Tarsod

- **Project Description:** 4-laning of Chikhali – Tarsod (Package-IIA) section of NH-6 from km. 360.0 to km.422.7 in Maharashtra
- **Bid Project Cost:** Rs. 10.48 billion
- **Status:** NHAI declared the Appointed Date as 16th January 2019; execution has commenced.

Sattanathapuram-Nagapattinam (SN)

- **Project Description:** 4 laning of Sattanathapuram to Nagapattinam (Design Ch Km 123.8 to Km 179.6) section of NH-45A (New NH -332) in Tamil Nadu
- **Bid Project Cost:** Rs. 20.04 billion
- **Status:** Received Letter of Award (LoA) in July 2018; signed concession agreement on 3rd Dec 2018. Company has received firm sanction letter from lenders for financial closure.

BUSINESS UPDATE

Package No. AM2 (Maharashtra Amravati)

- **Project Description:** Upgradation of Roads in Maharashtra State or Two Laning Road/ Two Laning Road with paved shoulder under MRIP Package on Hybrid Annuity Mode (HAM) Package No. AM 2.
- **Key Features:** Concessionaire to receive 60% of the Bid Project Cost (BPC) during the construction period (vs. 40% in NHAI projects); balance 40% of BPC and O&M payments is paid back in semi-annual instalments in a period of 10 years (vs. 15 years in NHAI projects)
- **Bid Project Cost:** Rs. 14.6 billion
- **Status:** Received Letter of Award in Nov 2018; concession agreement signed on 10th Jan 2019. Company has received firm sanction letter from lenders for financial closure.

Water Project:

Dewas Water

- **Project Description:** Modified project involves the supply of treated water of up to 23 MLD to industrial customers in Dewas
- **Project Cost:** Rs. 1.46 billion
- **Status:** Execution in full swing, physical progress of more than 70% has been completed; project expected to be completed ahead of the scheduled completion date of May 2019.

Management Comments

Commenting on the developments, Mr. B. K. Goenka, Chairman, Welspun Group said, “We are focussed on operational excellence and prudent capital allocation. Consequently, all the projects under execution are ahead of schedule and we will continue to invest in profitable projects that will meet our return-threshold. I strongly believe that Welspun Enterprises will continue to create long-term sustainable value through a differentiated asset-light business model.”

Outlook

- Around 10-12 HAM projects are expected to be bid out by NHAI in the remainder of this financial year. WEL is selectively targeting to bid, while preserving its threshold return expectations.
- As part of its diversification strategy, the Company is also exploring opportunities in state HAM projects as well as the water segment
- WEL is well-positioned for early financial closure given its healthy cash balance and strong credit rating
- The Company will continue to pursue an asset-light model, while focussing on operational excellence and prudent risk management.

About Welspun Enterprises Ltd.

Welspun Enterprises Ltd. (WEL), part of the Welspun Group, is an operating Company in the infrastructure business. The Company also has investments in Oil & Gas Exploration. The company, in its current form was created through the merger of Welspun Enterprises Ltd., Welspun Infratech Ltd., Welspun Plastics Private Ltd. and Welspun Infra Projects Private Ltd. with Welspun Projects Ltd through the Scheme of Amalgamation and Arrangement made effective from May 11, 2015.

BUSINESS UPDATE

About Welspun Group

A US\$ 2.3 billion enterprise, Welspun Group is one of India's fastest growing conglomerates with businesses in Line Pipes, Home Textiles, Infrastructure, Oil & Gas, Advanced Textiles and Floorings. The Group has a strong foothold in over 50 countries with 26,000 employees and over 100,000 shareholders. Headquartered in Mumbai, Welspun Group's manufacturing facilities are strategically located in India, USA and Saudi Arabia. Known for technological and operational excellence, the Group has established a leadership position in the Line Pipe & Home Textiles sectors globally. Its clients include most of the Fortune 100 companies.

For further information please visit www.welspunenterprises.com

DISCLAIMER:

The information in this release has been included in good faith and is for general purposes only. It should not be relied upon for any specific purpose and no representation or warranty is given as regards to its accuracy or completeness. No information in this release shall constitute an invitation to invest in Welspun Enterprises Ltd or any of its affiliates. Neither Welspun Enterprises Ltd, nor their affiliates' officers, employees or agents shall be liable for any loss, damage or expense arising out of any action taken on the basis of this release, including, without limitation, any loss of profit, indirect, incidental or consequential loss.