



MOREPEN



Date: 30/09/2020

To,

National Stock Exchange of India Limited

Exchange Plaza, Bandra Kurla Complex,
Bandra (East), Mumbai- 400 051

Tel No: (022) 26598100-8114

Fax No: (022) 26598120

Symbol: MOREPENLAB

BSE Limited

Floor 25, Phiroze Jeejeebhoy Towers,
Dalal Street, Mumbai- 400 001

Phones: 91-22-22721233/4

Fax: 91-22-2272 3121

Scrip Code: 500288

Subject: Voting Results of the 35th Annual General Meeting ('AGM') of the Company held on Wednesday, September 30, 2020

Dear Sir,

The 35th AGM of the Company was held today i.e., September 30, 2020 through video conferencing/ other audio visual means.

Pursuant to the provisions of Section 108 of the Companies Act, 2013 read with applicable rules made thereunder read along-with SEBI (Listing Obligations & Disclosure Requirements) Regulations, 2015, as amended, the Company had provided the facility for e-voting to the members of the Company, holding shares in physical or in dematerialised form as on the cut-off date i.e., Wednesday, September 23, 2020, including preference shareholders whose dividends have remained unpaid for more than two years, who were entitled to cast their votes on the resolutions as set out in item no(s). 1 to 11 of the notice of the 35th AGM of the Company.

The remote e-voting had commenced on September 26, 2020 at 9.00 A.M. and ended on September 29, 2020 at 5.00 P.M. The remote e-voting facility was blocked thereafter by National Securities Depository Limited (NSDL).

Mr. Praveen Dua, Company Secretary (Membership No. FCS – 3573 & CP No. 2139), was appointed as the 'Scrutinizer' to scrutinize the e-voting process. The consolidated Scrutinizer's Report dated September 30, 2020 is attached herewith as **Annexure-I**.

In terms of the provisions of Regulation 44 of SEBI (Listing Obligations & Disclosure Requirements) Regulations, 2015, the details of voting results are also attached as **Annexure-II**.



Morepen Laboratories Limited

Corp. Off.: 4th Floor, Antriksh Bhawan, 22 K.G.Marg, New Delhi- 110 001, INDIA

Tel.: +91-11-23324443, 23712025, E-mail: corporate@morepen.com, Website: www.morepen.com
CIN NO. L24231 HP1984PLC006028

Plant & Regd. Off.: Morepen Village, Malkumajra, Nalagarh Road, Baddi, Distt. Solan (H.P.) -173205
Tel.: +91-1795-266401-03, 244590, Fax: +91-1795-244591, E-mail: plants@morepen.com



MOREPEN



The above results are being placed on the Company's website www.morepen.com as well as on the website of NSDL i.e., www.evoting.nsdl.com.

This is for your information and records.

Thanking you.

Yours faithfully,

For Morepen Laboratories Limited

(Vipul Kumar Srivastava)
Company Secretary

Encl.: a/a

Copy to:

National Securities Depository Limited

Trade World, A Wing,
4th Floor, Kamala Mills Compound,
Senapati Bapat Marg, Lower Parel,
Mumbai, Maharashtra - 400013

Morepen Laboratories Limited

Corp. Off.: 4th Floor, Antriksh Bhawan, 22 K.G. Marg, New Delhi- 110 001, INDIA
Tel.: +91-11-23324443, 23712025, E-mail: corporate@morepen.com, Website: www.morepen.com
CIN NO. L24231 HP1984PLC006028

Plant & Regd. Off.: Morepen Village, Malkumajra, Nalagarh Road, Baddi, Distt. Solan (H.P.) -173205
Tel.: +91-1795-266401-03, 244590, Fax: +91-1795-244591, E-mail: plants@morepen.com

PD & ASSOCIATES
Company Secretaries

PRAVEEN DUA
Proprietor
B.com, LLB, FCS, IP

CONSOLIDATED SCRUTINIZER'S REPORT

[Pursuant to Section 108 of the Companies Act, 2013 read with Rule 20 and 21 (2) of the Companies (Management and Administration) Rules, 2014]

Date: 30.09.2020

The Chairman
Morepen Laboratories Limited
Registered office: Morepen Village, Nalagarh Road,
Near Baddi, Distt. Solan,
Himachal Pradesh – 173205

Dear Sir,

Reg.: 35th Annual General Meeting ('AGM') of the Morepen Laboratories Limited held on Wednesday, September 30, 2020 at 11.00 A.M. through Video Conferencing/ Other Audio Visual Means ('VC'/ 'OAVM')

I, Praveen Dua, Practising Company Secretary (Membership No. FCS – 3573 & CP No. 2139), proprietor of M/s. P D & Associates, Company Secretaries, appointed as 'Scrutinizer' by the Board of Directors of Morepen Laboratories Limited ('the Company') pursuant to Section 108 of the Companies Act, 2013, read with Rule 20 of the Companies (Management and Administration) Rules, 2014, as amended, to scrutinize the remote e-voting and e-voting during the meeting, if any, by the members/ pref. shareholders on the resolution(s) as set out in the notice of the 35th Annual General Meeting dated August 31, 2020. The AGM of the Company held on Wednesday, September 30, 2020 at 11.00 A.M. through VC/ OVAM as per directions/ compliances of the Ministry of Corporate Affairs ('MCA') General Circular No. 14/2020 dated April 08, 2020, Circular No. 17/2020 dated April 13, 2020 and Circular No. 20/2020 dated May 05, 2020 (collectively referred to as MCA Circulars and regulations 44 of the SEBI (Listing Obligations and Disclosure Requirements) Regulations, 2015, read with SEBI Circular No. SEBI/HO/CFD/CMD1/CIR/P/2020/79 dated May 12, 2020.

I, hereby submit that: -

302, Dakha Chambers 39, Naiwala, Karol Bagh, New Delhi 110 005. Tel. 011 46108121
Mobile no. 9312608121, cspraveendua@gmail.com,



1. The equity shareholders of the Company, holding shares in physical or in dematerialized form, as on the cut-off date i.e., Wednesday, September 23, 2020 including preference shareholders whose dividends have remained unpaid for more than two years, were entitled to cast their votes on the resolutions as set out in item no(s). 1 to 11 of the notice of the 35th AGM of the Company.
2. The facility of remote e-voting commenced on Saturday, September 26, 2020 at 9.00 A.M. and ended on Tuesday, September 29, 2020 at 5.00 P.M. The remote e-voting facility was blocked thereafter by National Securities Depository Limited ('NSDL').
3. The Annual General Meeting of the company was held through video conferencing as per the services provided by the NSDL on Wednesday, September 30, 2020 at 11.00 a.m. and an additional time of 15 minutes were provided to the members (i.e., equity shareholders and preference shareholders) to cast their vote(s) through e-voting.
4. After the conclusion of voting at the AGM, the votes casted through remote e-voting and e-voting during the AGM were unblocked, in the presence of two independent witnesses who are not in the employment of the Company, and the report of consolidated e-voting was downloaded.
5. After scrutinizing and reviewing the report of remote e-voting conducted prior to the AGM and e-voting conducted at the AGM and votes cast therein and based on the data downloaded from the NSDL's portal, I hereby submit the consolidated results of e-voting facility for the AGM as under:

RESOLUTION NO. 1 Adoption of Annual Accounts along with reports thereon for the financial year ended March 31, 2020.

MODE	TOTAL VALID VOTES		IN FAVOUR			AGAINST		
	VOTERS	NO. OF VOTES	VOTERS	NO. OF VOTES	VOTING %	VOTERS	NO. OF VOTES	VOTING %
EQUITY	264	214447324	251	214431424	99.9925856	13	15900	0.0074144
PREFERENCE	0	0	0	0	0	0	0	0
TOTAL	264	214447324	251	214431424	99.9925856	13	15900	0.0074144



RESOLUTION NO. 2 Appointment of a Director in place of Dr. Arun Kumar Sinha (DIN: 00450783), who retires by rotation at this Annual General Meeting and being eligible, offers himself for re-appointment.

MODE	TOTAL VALID VOTES		IN FAVOUR			AGAINST		
	VOTERS	NO. OF VOTES	VOTERS	NO. OF VOTES	VOTING %	VOTERS	NO. OF VOTES	VOTING %
EQUITY	263	214447224	234	214266196	99.9155839	29	181028	0.0844161
PREFERENCE	0	0	0	0	0	0	0	0
TOTAL	263	214447224	234	214266196	99.9155839	29	181028	0.0844161

RESOLUTION NO. 3 Appointment of Dr. Savita (DIN: 08764773) as an Independent Director of the Company.

MODE	TOTAL VALID VOTES		IN FAVOUR			AGAINST		
	VOTERS	NO. OF VOTES	VOTERS	NO. OF VOTES	VOTING %	VOTERS	NO. OF VOTES	VOTING %
EQUITY	263	214447224	236	214267125	99.9160171	27	180099	0.0839829
PREFERENCE	0	0	0	0	0	0	0	0
TOTAL	263	214447224	236	214267125	99.9160171	27	180099	0.0839829

RESOLUTION NO. 4 Amendment to main Object Clause of the Memorandum of Association of the Company.

MODE	TOTAL VALID VOTES		IN FAVOUR			AGAINST		
	VOTERS	NO. OF VOTES	VOTERS	NO. OF VOTES	VOTING %	VOTERS	NO. OF VOTES	VOTING %
EQUITY	264	214447324	244	214429806	99.9918311	20	17518	0.0081689
PREFERENCE	0	0	0	0	0	0	0	0
TOTAL	264	214447324	244	214429806	99.9918311	20	17518	0.0081689

RESOLUTION NO. 5 Increase in authorised share capital of the Company.

MODE	TOTAL VALID VOTES		IN FAVOUR			AGAINST		
	VOTERS	NO. OF VOTES	VOTERS	NO. OF VOTES	VOTING %	VOTERS	NO. OF VOTES	VOTING %
EQUITY	264	214447324	247	214411235	99.9831712	17	36089	0.0168288
PREFERENCE	0	0	0	0	0	0	0	0
TOTAL	264	214447324	247	214411235	99.9831712	17	36089	0.0168288

RESOLUTION NO. 6 Adoption of Memorandum of Association of the Company pursuant to the Companies Act, 2013.

MODE	TOTAL VALID VOTES		IN FAVOUR			AGAINST		
	VOTERS	NO. OF VOTES	VOTERS	NO. OF VOTES	VOTING %	VOTERS	NO. OF VOTES	VOTING %
EQUITY	263	214444824	246	214427716	99.9920222	17	17108	0.0079778
PREFERENCE	0	0	0	0	0	0	0	0
TOTAL	263	214444824	246	214427716	99.9920222	17	17108	0.0079778

RESOLUTION NO. 7 Increase in remuneration of Mr. Sushil Suri (DIN: 00012028), Chairman & Managing Director of the Company.

MODE	TOTAL VALID VOTES		IN FAVOUR			AGAINST		
	VOTERS	NO. OF VOTES	VOTERS	NO. OF VOTES	VOTING %	VOTERS	NO. OF VOTES	VOTING %
EQUITY	257	195418425	203	192933189	98.7282489	54	2485236	1.2717511
PREFERENCE	0	0	0	0	0	0	0	0
TOTAL	257	195418425	203	192933189	98.7282489	54	2485236	1.2717511



RESOLUTION NO. 8 Increase in remuneration of Mr. Sanjay Suri (DIN: 00041590), Whole-Time Director of the Company.

MODE	TOTAL VALID VOTES		IN FAVOUR			AGAINST		
	VOTERS	NO. OF VOTES	VOTERS	NO. OF VOTES	VOTING %	VOTERS	NO. OF VOTES	VOTING %
EQUITY	257	201493909	197	198994817	98.7597183	0	2499092	1.2402817
PREFERENCE	0	0	0	0	0	0	0	0
TOTAL	257	201493909	197	198994817	98.7597183	0	2499092	1.2402817

RESOLUTION NO. 9 Adoption of Article of Association of the Company pursuant to the Companies Act, 2013.

MODE	TOTAL VALID VOTES		IN FAVOUR			AGAINST		
	VOTERS	NO. OF VOTES	VOTERS	NO. OF VOTES	VOTING %	VOTERS	NO. OF VOTES	VOTING %
EQUITY	262	214447219	244	214428365	99.9912081	18	18854	0.0087919
PREFERENCE	0	0	0	0	0	0	0	0
TOTAL	262	214447219	244	214428365	99.9912081	18	18854	0.0087919

RESOLUTION NO. 10 Ratification of the remuneration of M/s. Vijender Sharma & Co., Cost Auditors of the Company.

MODE	TOTAL VALID VOTES		IN FAVOUR			AGAINST		
	VOTERS	NO. OF VOTES	VOTERS	NO. OF VOTES	VOTING %	VOTERS	NO. OF VOTES	VOTING %
EQUITY	264	214447324	233	214170129	99.8707398	31	277195	0.1292602
PREFERENCE	0	0	0	0	0	0	0	0
TOTAL	264	214447324	233	214170129	99.8707398	31	277195	0.1292602



PD & ASSOCIATES
Company Secretaries

PRAVEEN DUA
Proprietor
B.com, LLB, FCS, IP

RESOLUTION NO. 11 **Fixation of minimum fee for serving various documents on members of the Company.**

MODE	TOTAL VALID VOTES		IN FAVOUR			AGAINST		
	VOTERS	NO. OF VOTES	VOTERS	NO. OF VOTES	VOTING %	VOTERS	NO. OF VOTES	VOTING %
EQUITY	264	214447324	231	214263863	99.9144494	33	183461	0.0855506
PREFERENCE	0	0	0	0	0	0	0	0
TOTAL	264	214447324	231	214263863	99.9144494	33	183461	0.0855506

The relevant records were handed over to the Company Secretary as authorized by the Board for safe keeping.

DATE: 30/09/2020
PLACE: NEW DELHI

FOR PD & ASSOCIATES
COMPANY SECRETARIES



PRAVEEN DUA
PROPRIETOR
FCS 3573 CP 2139




302, Dakha Chambers 39, Naiwala, Karol Bagh, New Delhi 110 005. Tel. 011 46108121
Mobile no. 9312608121, cspraveendua@gmail.com,

VOTING RESULTS

Date of the 35th Annual General Meeting				Wednesday, September 30, 2020					
Total No. of shareholders on record date									
a) Equity				1,54,361					
b) Preference				36					
No. of shareholders present in the meeting either in person or through proxy									
i. Promoters & Promoter Group:									
a) Equity				N/A					
b) Preference				-					
ii. Public									
a) Equity				N/A					
b) Preference				N/A					
No. of shareholders attended the meeting through Video Conferencing									
i. Promoters & Promoter Group:									
a) Equity				27					
b) Preference				-					
ii. Public									
a) Equity				58					
b) Preference				0					
Resolution No. 1				Adoption of Annual Accounts along with reports thereon for the financial year ended March 31, 2020					
Resolution Required				Ordinary (Ordinary Business)					
Whether promoter/promoter group are interested in the agenda/resolution?				No					
Promoter/Public	Mode of Voting	No. of Shares held	Voting Rights (No. of Shares equating to a vote)	No. of Votes polled	% of votes polled on outstanding shares	No. of Votes in favour	No. of Votes against	% of votes in favour on votes polled	% of votes against on votes polled
		(1a)	(1)	(2)	(3)={ (2)/(1) } X100	(4)	(5)	(6)={ (4)/(2) }	(7)={ (5)/(2) } X100
A. Equity									
1. Promoter and Promoter Group.	E-Voting	15,53,71,588	15,53,71,588	15,23,45,522	98.05%	15,23,45,522	0	100.00%	0.00%
	Poll			0	0.00%	0	0	0.00%	0.00%
	Postal Ballot			0	0.00%	0	0	0.00%	0.00%




	Total			15,23,45,522	98.05%	15,23,45,522	0	100.00%	0.00%
2. Public-Institutions	E-Voting	6,41,03,429	6,41,03,429	4,04,82,087	63.15%	4,04,82,087	0	100.00%	0.00%
	Poll			0	0.00%	0	0	0.00%	0.00%
	Postal Ballot			0	0.00%	0	0	0.00%	0.00%
	Total			4,04,82,087	63.15%	4,04,82,087	0	100.00%	0.00%
3. Public – Non Institutions	E-Voting	23,03,51,186	23,03,51,186	2,16,19,715	9.39%	2,16,03,815	15,900	99.93%	0.07%
	Poll			0	0.00%	0	0	0.00%	0.00%
	Postal Ballot			0	0.00%	0	0	0.00%	0.00%
	Total			2,16,19,715	9.39%	2,16,03,815	15,900	99.93%	0.07%
Total (A)		44,98,26,203	44,98,26,203	21,44,47,324	47.67%	21,44,31,424	15,900	99.99%	0.01%
B. Preference									
1. Promoter and Promoter Group.	E-Voting	0	0	0	0.00%	0	0	0.00%	0.00%
	Poll			0	0.00%	0	0	0.00%	0.00%
	Postal Ballot			0	0.00%	0	0	0.00%	0.00%
	Total			0	0.00%	0	0	0.00%	0.00%
2. Public-Institutions	E-Voting	1,19,65,201	59,82,60,050	0	0.00%	0	0	0.00%	0.00%
	Poll			0	0.00%	0	0	0.00%	0.00%
	Postal Ballot			0	0.00%	0	0	0.00%	0.00%
	Total			0	0.00%	0	0	0.00%	0.00%
3. Public – Non Institutions	E-Voting	0	0	0	0.00%	0	0	0.00%	0.00%
	Poll			0	0.00%	0	0	0.00%	0.00%
	Postal Ballot			0	0.00%	0	0	0.00%	0.00%




	Total			0	0.00%	0	0	0.00%	0.00%
Total (B)		1,19,65,201	59,82,60,050	0	0.00%	0	0	0.00%	0.00%
C. Equity & Preference									
1. Promoter and Promoter Group.	E-Voting	15,53,71,588	15,53,71,588	15,23,45,522	98.05%	15,23,45,522	0	100.00%	0.00%
	Poll			0	0.00%	0	0	0.00%	0.00%
	Postal Ballot			0	0.00%	0	0	0.00%	0.00%
	Total			15,23,45,522	98.05%	15,23,45,522	0	100.00%	0.00%
2. Public-Institutions	E-Voting	7,60,68,630	66,23,63,479	4,04,82,087	6.11%	4,04,82,087	0	100.00%	0.00%
	Poll			0	0.00%	0	0	0.00%	0.00%
	Postal Ballot			0	0.00%	0	0	0.00%	0.00%
	Total			4,04,82,087	6.11%	4,04,82,087	0	100.00%	0.00%
3. Public – Non Institutions	E-Voting	23,03,51,186	23,03,51,186	2,16,19,715	9.39%	2,16,03,815	15,900	99.93%	0.07%
	Poll			0	0.00%	0	0	0.00%	0.00%
	Postal Ballot			0	0.00%	0	0	0.00%	0.00%
	Total			2,16,19,715	9.39%	2,16,03,815	15,900	99.93%	0.07%
Total (C = A+B)		46,17,91,404	1,04,80,86,253	21,44,47,324	20.46%	21,44,31,424	15,900	99.99%	0.01%

Resolution No. 2				Appointment of a Director in place of Dr. Arun Kumar Sinha (DIN: 00450783), who retires by rotation at this annual general meeting and being eligible, offers himself for re-appointment.					
Resolution Required				Ordinary (Ordinary Business)					
Whether promoter/promoter group are interested in the agenda/resolution?				No					
Promoter/Public	Mode of Voting	No. of Shares held	Voting Rights (No. of Shares equating to a vote)	No. of Votes polled	% of votes polled on outstanding shares	No. of Votes in favour	No. of Votes against	% of votes in favour on votes polled	% of votes against on votes polled




		(1a)	(1)	(2)	(3)={ (2)/(1) } X100	(4)	(5)	(6)={ (4)/(2) }	(7)={ (5)/(2) } X100
A. Equity									
1. Promoter and Promoter Group.	E-Voting	15,53,71,588	15,53,71,588	15,23,45,522	98.05%	15,23,45,522	0	100.00%	0.00%
	Poll			0	0.00%	0	0	0.00%	0.00%
	Postal Ballot			0	0.00%	0	0	0.00%	0.00%
	Total			15,23,45,522	98.05%	15,23,45,522	0	100.00%	0.00%
2. Public-Institutions	E-Voting	6,41,03,429	6,41,03,429	4,04,82,087	63.15%	4,04,81,621	466	100.00%	0.00%
	Poll			0	0.00%	0	0	0.00%	0.00%
	Postal Ballot			0	0.00%	0	0	0.00%	0.00%
	Total			4,04,82,087	63.15%	4,04,81,621	466	100.00%	0.00%
3. Public – Non Institutions	E-Voting	23,03,51,186	23,03,51,186	2,16,19,615	9.39%	2,14,39,053	1,80,562	99.16%	0.84%
	Poll			0	0.00%	0	0	0.00%	0.00%
	Postal Ballot			0	0.00%	0	0	0.00%	0.00%
	Total			2,16,19,615	9.39%	2,14,39,053	1,80,562	99.16%	0.84%
Total (A)		44,98,26,203	44,98,26,203	21,44,47,224	47.67%	21,42,66,196	1,81,028	99.92%	0.08%
B. Preference									
1. Promoter and Promoter Group.	E-Voting	0	0	0	0.00%	0	0	0.00%	0.00%
	Poll			0	0.00%	0	0	0.00%	0.00%
	Postal Ballot			0	0.00%	0	0	0.00%	0.00%
	Total			0	0.00%	0	0	0.00%	0.00%
2. Public-Institutions	E-Voting	1,19,65,201	59,82,60,050	0	0.00%	0	0	0.00%	0.00%
	Poll			0	0.00%	0	0	0.00%	0.00%



	Postal Ballot			0	0.00%	0	0	0.00%	0.00%
	Total			0	0.00%	0	0	0.00%	0.00%
3. Public – Non Institutions	E-Voting	0	0	0	0.00%	0	0	0.00%	0.00%
	Poll			0	0.00%	0	0	0.00%	0.00%
	Postal Ballot			0	0.00%	0	0	0.00%	0.00%
	Total			0	0.00%	0	0	0.00%	0.00%
Total (B)		1,19,65,201	59,82,60,050	0	0.00%	0	0	0.00%	0.00%
C. Equity & Preference									
1. Promoter and Promoter Group.	E-Voting	15,53,71,588	15,53,71,588	15,23,45,522	98.05%	15,23,45,522	0	100.00%	0.00%
	Poll			0	0.00%	0	0	0.00%	0.00%
	Postal Ballot			0	0.00%	0	0	0.00%	0.00%
	Total			15,23,45,522	98.05%	15,23,45,522	0	100.00%	0.00%
2. Public-Institutions	E-Voting	7,60,68,630	66,23,63,479	4,04,82,087	6.11%	4,04,81,621	466	100.00%	0.00%
	Poll			0	0.00%	0	0	0.00%	0.00%
	Postal Ballot			0	0.00%	0	0	0.00%	0.00%
	Total			4,04,82,087	6.11%	4,04,81,621	466	100.00%	0.00%
3. Public – Non Institutions	E-Voting	23,03,51,186	23,03,51,186	2,16,19,615	9.39%	2,14,39,053	1,80,562	99.16%	0.84%
	Poll			0	0.00%	0	0	0.00%	0.00%
	Postal Ballot			0	0.00%	0	0	0.00%	0.00%
	Total			2,16,19,615	9.39%	2,14,39,053	1,80,562	99.16%	0.84%
Grand Total (C)		46,17,91,404	1,04,80,86,253	21,44,47,224	20.46%	21,42,66,196	1,81,028	99.92%	0.08%



Resolution No. 3				Appointment of Dr. Savita (DIN: 08764773) as an Independent Director of the Company.					
Resolution Required				Ordinary Resolution (Special Business)					
Whether promoter/promoter group are interested in the agenda/resolution?				No					
Promoter/Public	Mode of Voting	No. of Shares held	Voting Rights (No. of Shares equating to a vote)	No. of Votes polled	% of votes polled on outstanding shares	No. of Votes in favour	No. of Votes against	% of votes in favour on votes polled	% of votes against on votes polled
		(1a)	(1)	(2)	(3)={(2)/(1)} X100	(4)	(5)	(6)={(4)/(2)}	(7)={(5)/(2)} X100
A. Equity									
1. Promoter and Promoter Group.	E-Voting Poll	15,53,71,588	15,53,71,588	15,23,45,522	98.05%	15,23,45,522	0	100.00%	0.00%
				0	0.00%	0	0	0.00%	0.00%
	Postal Ballot			0	0.00%	0	0	0.00%	0.00%
	Total			15,23,45,522	98.05%	15,23,45,522	0	100.00%	0.00%
2. Public-Institutions	E-Voting Poll	6,41,03,429	6,41,03,429	4,04,82,087	63.15%	4,04,82,087	0	100.00%	0.00%
				0	0.00%	0	0	0.00%	0.00%
	Postal Ballot			0	0.00%	0	0	0.00%	0.00%
	Total			4,04,82,087	63.15%	4,04,82,087	0	100.00%	0.00%
3. Public – Non Institutions	E-Voting Poll	23,03,51,186	23,03,51,186	2,16,19,615	9.39%	2,14,39,516	1,80,099	99.17%	0.83%
				0	0.00%	0	0	0.00%	0.00%
	Postal Ballot			0	0.00%	0	0	0.00%	0.00%
	Total			2,16,19,615	9.39%	2,14,39,516	1,80,099	99.17%	0.83%
Total (A)		44,98,26,203	44,98,26,203	21,44,47,224	47.67%	21,42,67,125	1,80,099	99.92%	0.08%
B. Preference									
1. Promoter and Promoter Group.	E-Voting	0	0	0	0.00%	0	0	0.00%	0.00%



	Poll			0	0.00%	0	0	0.00%	0.00%
	Postal Ballot			0	0.00%	0	0	0.00%	0.00%
	Total			0	0.00%	0	0	0.00%	0.00%
2. Public-Institutions	E-Voting	1,19,65,201	59,82,60,050	0	0.00%	0	0	0.00%	0.00%
	Poll			0	0.00%	0	0	0.00%	0.00%
	Postal Ballot			0	0.00%	0	0	0.00%	0.00%
	Total			0	0.00%	0	0	0.00%	0.00%
3. Public – Non Institutions	E-Voting	0	0	0	0.00%	0	0	0.00%	0.00%
	Poll			0	0.00%	0	0	0.00%	0.00%
	Postal Ballot			0	0.00%	0	0	0.00%	0.00%
	Total			0	0.00%	0	0	0.00%	0.00%
Total (B)		1,19,65,201	59,82,60,050	0	0.00%	0	0	0.00%	0.00%
C. Equity & Preference									
1. Promoter and Promoter Group.	E-Voting	15,53,71,588	15,53,71,588	15,23,45,522	98.05%	15,23,45,522	0	100.00%	0.00%
	Poll			0	0.00%	0	0	0.00%	0.00%
	Postal Ballot			0	0.00%	0	0	0.00%	0.00%
	Total			15,23,45,522	98.05%	15,23,45,522	0	100.00%	0.00%
2. Public-Institutions	E-Voting	7,60,68,630	66,23,63,479	4,04,82,087	6.11%	4,04,82,087	0	100.00%	0.00%
	Poll			0	0.00%	0	0	0.00%	0.00%
	Postal Ballot			0	0.00%	0	0	0.00%	0.00%
	Total			4,04,82,087	6.11%	4,04,82,087	0	100.00%	0.00%
3. Public – Non Institutions	E-Voting	23,03,51,186	23,03,51,186	2,16,19,615	9.39%	2,14,39,516	1,80,099	99.17%	0.83%




	Poll			0	0.00%	0	0	0.00%	0.00%
	Postal Ballot			0	0.00%	0	0	0.00%	0.00%
	Total			2,16,19,615	9.39%	2,14,39,516	1,80,099	99.17%	0.83%
Grand Total (C)		46,17,91,404	1,04,80,86,253	21,44,47,224	20.46%	21,42,67,125	1,80,099	99.92%	0.08%
Resolution No. 4				Amendment to main Object Clause of the Memorandum of Association of the Company.					
Resolution Required				Special Resolution (Special Business)					
Whether promoter/promoter group are interested in the agenda/resolution?				No					
Promoter/Public	Mode of Voting	No. of Shares held	Voting Rights (No. of Shares equating to a vote)	No. of Votes polled	% of votes polled on outstanding shares	No. of Votes in favour	No. of Votes against	% of votes in favour on votes polled	% of votes against on votes polled
		(1a)	(1)	(2)	(3)={(2)/(1)} X100	(4)	(5)	(6)={(4)/(2)}	(7)={(5)/(2)} X100
A. Equity									
1. Promoter and Promoter Group.	E-Voting	15,53,71,588	15,53,71,588	15,23,45,522	98.05%	15,23,45,522	0	100.00%	0.00%
	Poll			0	0.00%	0	0	0.00%	0.00%
	Postal Ballot			0	0.00%	0	0	0.00%	0.00%
	Total			15,23,45,522	98.05%	15,23,45,522	0	100.00%	0.00%
2. Public-Institutions	E-Voting	6,41,03,429	6,41,03,429	4,04,82,087	63.15%	4,04,82,087	0	100.00%	0.00%
	Poll			0	0.00%	0	0	0.00%	0.00%
	Postal Ballot			0	0.00%	0	0	0.00%	0.00%
	Total			4,04,82,087	63.15%	4,04,82,087	0	100.00%	0.00%
3. Public – Non Institutions	E-Voting	23,03,51,186	23,03,51,186	2,16,19,715	9.39%	2,16,02,197	17,518	99.92%	0.08%
	Poll			0	0.00%	0	0	0.00%	0.00%



	Postal Ballot			0	0.00%	0	0	0.00%	0.00%
	Total			2,16,19,715	9.39%	2,16,02,197	17,518	99.92%	0.08%
Total (A)		44,98,26,203	44,98,26,203	21,44,47,324	47.67%	21,44,29,806	17,518	99.99%	0.01%
B. Preference									
1. Promoter and Promoter Group.	E-Voting	0	0	0	0.00%	0	0	0.00%	0.00%
	Poll			0	0.00%	0	0	0.00%	0.00%
	Postal Ballot			0	0.00%	0	0	0.00%	0.00%
	Total			0	0.00%	0	0	0.00%	0.00%
2. Public-Institutions	E-Voting	1,19,65,201	59,82,60,050	0	0.00%	0	0	0.00%	0.00%
	Poll			0	0.00%	0	0	0.00%	0.00%
	Postal Ballot			0	0.00%	0	0	0.00%	0.00%
	Total			0	0.00%	0	0	0.00%	0.00%
3. Public – Non Institutions	E-Voting	0	0	0	0.00%	0	0	0.00%	0.00%
	Poll			0	0.00%	0	0	0.00%	0.00%
	Postal Ballot			0	0.00%	0	0	0.00%	0.00%
	Total			0	0.00%	0	0	0.00%	0.00%
Total (B)		1,19,65,201	59,82,60,050	0	0.00%	0	0	0.00%	0.00%
C. Equity & Preference									
1. Promoter and Promoter Group.	E-Voting	15,53,71,588	15,53,71,588	15,23,45,522	98.05%	15,23,45,522	0	100.00%	0.00%
	Poll			0	0.00%	0	0	0.00%	0.00%
	Postal Ballot			0	0.00%	0	0	0.00%	0.00%
	Total			15,23,45,522	98.05%	15,23,45,522	0	100.00%	0.00%




	Poll			0	0.00%	0	0	0.00%	0.00%
	Postal Ballot			0	0.00%	0	0	0.00%	0.00%
	Total			4,04,82,087	63.15%	4,04,82,087	0	100.00%	0.00%
3. Public – Non Institutions	E-Voting	23,03,51,186	23,03,51,186	2,16,19,715	9.39%	2,15,83,626	36,089	99.83%	0.17%
	Poll			0	0.00%	0	0	0.00%	0.00%
	Postal Ballot			0	0.00%	0	0	0.00%	0.00%
	Total			2,16,19,715	9.39%	2,15,83,626	36,089	99.83%	0.17%
Total (A)		44,98,26,203	44,98,26,203	21,44,47,324	47.67%	21,44,11,235	36,089	99.98%	0.02%
B. Preference									
1. Promoter and Promoter Group.	E-Voting	0	0	0	0.00%	0	0	0.00%	0.00%
	Poll			0	0.00%	0	0	0.00%	0.00%
	Postal Ballot			0	0.00%	0	0	0.00%	0.00%
	Total			0	0.00%	0	0	0.00%	0.00%
2. Public-Institutions	E-Voting	1,19,65,201	59,82,60,050	0	0.00%	0	0	0.00%	0.00%
	Poll			0	0.00%	0	0	0.00%	0.00%
	Postal Ballot			0	0.00%	0	0	0.00%	0.00%
	Total			0	0.00%	0	0	0.00%	0.00%
3. Public – Non Institutions	E-Voting	0	0	0	0.00%	0	0	0.00%	0.00%
	Poll			0	0.00%	0	0	0.00%	0.00%
	Postal Ballot			0	0.00%	0	0	0.00%	0.00%
	Total			0	0.00%	0	0	0.00%	0.00%
Total (B)		1,19,65,201	59,82,60,050	0	0.00%	0	0	0.00%	0.00%



C. Equity & Preference									
1. Promoter and Promoter Group.	E-Voting	15,53,71,588	15,53,71,588	15,23,45,522	98.05%	15,23,45,522	0	100.00%	0.00%
	Poll			0	0.00%	0	0	0.00%	0.00%
	Postal Ballot			0	0.00%	0	0	0.00%	0.00%
	Total			15,23,45,522	98.05%	15,23,45,522	0	100.00%	0.00%
2. Public-Institutions	E-Voting	7,60,68,630	66,23,63,479	4,04,82,087	6.11%	4,04,82,087	0	100.00%	0.00%
	Poll			0	0.00%	0	0	0.00%	0.00%
	Postal Ballot			0	0.00%	0	0	0.00%	0.00%
	Total			4,04,82,087	6.11%	4,04,82,087	0	100.00%	0.00%
3. Public – Non Institutions	E-Voting	23,03,51,186	23,03,51,186	2,16,19,715	9.39%	2,15,83,626	36,089	99.83%	0.17%
	Poll			0	0.00%	0	0	0.00%	0.00%
	Postal Ballot			0	0.00%	0	0	0.00%	0.00%
	Total			2,16,19,715	9.39%	2,15,83,626	36,089	99.83%	0.17%
Grand Total (C)		46,17,91,404	1,04,80,86,253	21,44,47,324	20.46%	21,44,11,235	36,089	99.98%	0.02%
Resolution No. 6				Adoption of Memorandum of Association of the Company pursuant to the Companies Act, 2013.					
Resolution Required				Special Resolution (Special Business)					
Whether promoter/promoter group are interested in the agenda/resolution?				No					
Promoter/Public	Mode of Voting	No. of Shares held	Voting Rights (No. of Shares equating to a vote)	No. of Votes polled	% of votes polled on outstanding shares	No. of Votes in favour	No. of Votes against	% of votes in favour on votes polled	% of votes against on votes polled
		(1a)	(1)	(2)	(3)={{(2)/(1)}} X100	(4)	(5)	(6)={{(4)/(2)}}	(7)={{(5)/(2)}} X100
A. Equity									



1. Promoter and Promoter Group.	E-Voting	15,53,71,588	15,53,71,588	15,23,45,522	98.05%	15,23,45,522	0	100.00%	0.00%
	Poll			0	0.00%	0	0	0.00%	0.00%
	Postal Ballot			0	0.00%	0	0	0.00%	0.00%
	Total			15,23,45,522	98.05%	15,23,45,522	0	100.00%	0.00%
2. Public-Institutions	E-Voting	6,41,03,429	6,41,03,429	4,04,82,087	63.15%	4,04,82,087	0	100.00%	0.00%
	Poll			0	0.00%	0	0	0.00%	0.00%
	Postal Ballot			0	0.00%	0	0	0.00%	0.00%
	Total			4,04,82,087	63.15%	4,04,82,087	0	100.00%	0.00%
3. Public – Non Institutions	E-Voting	23,03,51,186	23,03,51,186	2,16,17,215	9.38%	2,16,00,107	17,108	99.92%	0.08%
	Poll			0	0.00%	0	0	0.00%	0.00%
	Postal Ballot			0	0.00%	0	0	0.00%	0.00%
	Total			2,16,17,215	9.38%	2,16,00,107	17,108	99.92%	0.08%
Total (A)		44,98,26,203	44,98,26,203	21,44,44,824	47.67%	21,44,27,716	17,108	99.99%	0.01%
B. Preference									
1. Promoter and Promoter Group.	E-Voting	0	0	0	0.00%	0	0	0.00%	0.00%
	Poll			0	0.00%	0	0	0.00%	0.00%
	Postal Ballot			0	0.00%	0	0	0.00%	0.00%
	Total			0	0.00%	0	0	0.00%	0.00%
2. Public-Institutions	E-Voting	1,19,65,201	59,82,60,050	0	0.00%	0	0	0.00%	0.00%
	Poll			0	0.00%	0	0	0.00%	0.00%
	Postal Ballot			0	0.00%	0	0	0.00%	0.00%
	Total			0	0.00%	0	0	0.00%	0.00%



3. Public – Non Institutions	E-Voting	0	0	0	0.00%	0	0	0.00%	0.00%
	Poll			0	0.00%	0	0	0.00%	0.00%
	Postal Ballot			0	0.00%	0	0	0.00%	0.00%
	Total			0	0.00%	0	0	0.00%	0.00%
Total (B)		1,19,65,201	59,82,60,050	0	0.00%	0	0	0.00%	0.00%
C. Equity & Preference									
1. Promoter and Promoter Group.	E-Voting	15,53,71,588	15,53,71,588	15,23,45,522	98.05%	15,23,45,522	0	100.00%	0.00%
	Poll			0	0.00%	0	0	0.00%	0.00%
	Postal Ballot			0	0.00%	0	0	0.00%	0.00%
	Total			15,23,45,522	98.05%	15,23,45,522	0	100.00%	0.00%
2. Public-Institutions	E-Voting	7,60,68,630	66,23,63,479	4,04,82,087	6.11%	4,04,82,087	0	100.00%	0.00%
	Poll			0	0.00%	0	0	0.00%	0.00%
	Postal Ballot			0	0.00%	0	0	0.00%	0.00%
	Total			4,04,82,087	6.11%	4,04,82,087	0	100.00%	0.00%
3. Public – Non Institutions	E-Voting	23,03,51,186	23,03,51,186	2,16,17,215	9.38%	2,16,00,107	17,108	99.92%	0.08%
	Poll			0	0.00%	0	0	0.00%	0.00%
	Postal Ballot			0	0.00%	0	0	0.00%	0.00%
	Total			2,16,17,215	9.38%	2,16,00,107	17,108	99.92%	0.08%
Grand Total (C)		46,17,91,404	1,04,80,86,253	21,44,44,824	20.46%	21,44,27,716	17,108	99.99%	0.01%
Resolution No. 7				Increase in remuneration of Mr. Sushil Suri (DIN: 00012028), Chairman & Managing Director of the Company.					
Resolution Required				Special Resolution (Special Business)					



Whether promoter/promoter group are interested in the agenda/resolution?				Yes					
Promoter/Public	Mode of Voting	No. of Shares held	Voting Rights (No. of Shares equating to a vote)	No. of Votes polled	% of votes polled on outstanding shares	No. of Votes in favour	No. of Votes against	% of votes in favour on votes polled	% of votes against on votes polled
		(1a)	(1)	(2)	(3)={ (2)/(1) } X100	(4)	(5)	(6)={ (4)/(2) }	(7)={ (5)/(2) } X100
A. Equity									
1. Promoter and Promoter Group.	E-Voting	15,53,71,588	15,53,71,588	13,32,44,723	85.76%	13,32,44,723	0	100.00%	0.00%
	Poll			0	0.00%	0	0	0.00%	0.00%
	Postal Ballot			0	0.00%	0	0	0.00%	0.00%
	Total			13,32,44,723	85.76%	13,32,44,723	0	100.00%	0.00%
2. Public-Institutions	E-Voting	6,41,03,429	6,41,03,429	4,04,82,087	63.15%	3,85,30,000	19,52,087	95.18%	4.82%
	Poll			0	0.00%	0	0	0.00%	0.00%
	Postal Ballot			0	0.00%	0	0	0.00%	0.00%
	Total			4,04,82,087	63.15%	3,85,30,000	19,52,087	95.18%	4.82%
3. Public – Non Institutions	E-Voting	23,03,51,186	23,03,51,186	2,16,91,615	9.42%	2,11,58,466	5,33,149	97.54%	2.46%
	Poll			0	0.00%	0	0	0.00%	0.00%
	Postal Ballot			0	0.00%	0	0	0.00%	0.00%
	Total			2,16,91,615	9.42%	2,11,58,466	5,33,149	97.54%	2.46%
Total (A)		44,98,26,203	44,98,26,203	19,54,18,425	43.44%	19,29,33,189	24,85,236	98.73%	1.27%
B. Preference									
1. Promoter and Promoter Group.	E-Voting	0	0	0	0.00%	0	0	0.00%	0.00%
	Poll			0	0.00%	0	0	0.00%	0.00%
	Postal Ballot			0	0.00%	0	0	0.00%	0.00%



	Total			0	0.00%	0	0	0.00%	0.00%
2. Public-Institutions	E-Voting	1,19,65,201	59,82,60,050	0	0.00%	0	0	0.00%	0.00%
	Poll			0	0.00%	0	0	0.00%	0.00%
	Postal Ballot			0	0.00%	0	0	0.00%	0.00%
	Total			0	0.00%	0	0	0.00%	0.00%
3. Public – Non Institutions	E-Voting	0	0	0	0.00%	0	0	0.00%	0.00%
	Poll			0	0.00%	0	0	0.00%	0.00%
	Postal Ballot			0	0.00%	0	0	0.00%	0.00%
	Total			0	0.00%	0	0	0.00%	0.00%
Total (B)		1,19,65,201	59,82,60,050	0	0.00%	0	0	0.00%	0.00%
C. Equity & Preference									
1. Promoter and Promoter Group.	E-Voting	15,53,71,588	15,53,71,588	13,32,44,723	85.76%	13,32,44,723	0	100.00%	0.00%
	Poll			0	0.00%	0	0	0.00%	0.00%
	Postal Ballot			0	0.00%	0	0	0.00%	0.00%
	Total			13,32,44,723	85.76%	13,32,44,723	0	100.00%	0.00%
2. Public-Institutions	E-Voting	7,60,68,630	66,23,63,479	4,04,82,087	6.11%	3,85,30,000	19,52,087	95.18%	4.82%
	Poll			0	0.00%	0	0	0.00%	0.00%
	Postal Ballot			0	0.00%	0	0	0.00%	0.00%
	Total			4,04,82,087	6.11%	3,85,30,000	19,52,087	95.18%	4.82%
3. Public – Non Institutions	E-Voting	23,03,51,186	23,03,51,186	2,16,91,615	9.42%	2,11,58,466	5,33,149	97.54%	2.46%
	Poll			0	0.00%	0	0	0.00%	0.00%
	Postal Ballot			0	0.00%	0	0	0.00%	0.00%




	Total			2,16,91,615	9.42%	2,11,58,466	5,33,149	97.54%	2.46%
Grand Total (C)		46,17,91,404	1,04,80,86,253	19,54,18,425	18.65%	19,29,33,189	24,85,236	98.73%	1.27%
Resolution No. 8				Increase in remuneration of Mr. Sanjay Suri (DIN: 00041590), Whole-Time Director of the company.					
Resolution Required				Special Resolution (Special Business)					
Whether promoter/promoter group are interested in the agenda/resolution?				Yes					
Promoter/Public	Mode of Voting	No. of Shares held	Voting Rights (No. of Shares equating to a vote)	No. of Votes polled	% of votes polled on outstanding shares	No. of Votes in favour	No. of Votes against	% of votes in favour on votes polled	% of votes against on votes polled
		(1a)	(1)	(2)	(3)={ (2)/(1) } X100	(4)	(5)	(6)={ (4)/(2) }	(7)={ (5)/(2) } X100
A. Equity									
1. Promoter and Promoter Group.	E-Voting Poll	15,53,71,588	15,53,71,588	13,93,20,212	89.67%	13,93,20,212	0	100.00%	0.00%
	Postal Ballot			0	0.00%	0	0	0.00%	0.00%
	Total			13,93,20,212	89.67%	13,93,20,212	0	100.00%	0.00%
2. Public-Institutions	E-Voting Poll	6,41,03,429	6,41,03,429	4,04,82,087	63.15%	3,85,30,000	19,52,087	95.18%	4.82%
	Postal Ballot			0	0.00%	0	0	0.00%	0.00%
	Total			4,04,82,087	63.15%	3,85,30,000	19,52,087	95.18%	4.82%
3. Public – Non Institutions	E-Voting Poll	23,03,51,186	23,03,51,186	2,16,91,610	9.42%	2,11,44,605	5,47,005	97.48%	2.52%
	Postal Ballot			0	0.00%	0	0	0.00%	0.00%
	Total			2,16,91,610	9.42%	2,11,44,605	5,47,005	97.48%	2.52%




Total (A)		44,98,26,203	44,98,26,203	20,14,93,909	44.79%	19,89,94,817	24,99,092	98.76%	1.24%
B. Preference									
1. Promoter and Promoter Group.	E-Voting	0	0	0	0.00%	0	0	0.00%	0.00%
	Poll			0	0.00%	0	0	0.00%	0.00%
	Postal Ballot			0	0.00%	0	0	0.00%	0.00%
	Total			0	0.00%	0	0	0.00%	0.00%
2. Public-Institutions	E-Voting	1,19,65,201	59,82,60,050	0	0.00%	0	0	0.00%	0.00%
	Poll			0	0.00%	0	0	0.00%	0.00%
	Postal Ballot			0	0.00%	0	0	0.00%	0.00%
	Total			0	0.00%	0	0	0.00%	0.00%
3. Public – Non Institutions	E-Voting	0	0	0	0.00%	0	0	0.00%	0.00%
	Poll			0	0.00%	0	0	0.00%	0.00%
	Postal Ballot			0	0.00%	0	0	0.00%	0.00%
	Total			0	0.00%	0	0	0.00%	0.00%
Total (B)		1,19,65,201	59,82,60,050	0	0.00%	0	0	0.00%	0.00%
C. Equity & Preference									
1. Promoter and Promoter Group.	E-Voting	15,53,71,588	15,53,71,588	13,93,20,212	89.67%	13,93,20,212	0	100.00%	0.00%
	Poll			0	0.00%	0	0	0.00%	0.00%
	Postal Ballot			0	0.00%	0	0	0.00%	0.00%
	Total			13,93,20,212	89.67%	13,93,20,212	0	100.00%	0.00%
2. Public-Institutions	E-Voting	7,60,68,630	66,23,63,479	4,04,82,087	6.11%	3,85,30,000	19,52,087	95.18%	4.82%
	Poll			0	0.00%	0	0	0.00%	0.00%



	Postal Ballot			0	0.00%	0	0	0.00%	0.00%
	Total			4,04,82,087	6.11%	3,85,30,000	19,52,087	95.18%	4.82%
3. Public – Non Institutions	E-Voting	23,03,51,186	23,03,51,186	2,16,91,610	9.42%	2,11,44,605	5,47,005	97.48%	2.52%
	Poll			0	0.00%	0	0	0.00%	0.00%
	Postal Ballot			0	0.00%	0	0	0.00%	0.00%
	Total			2,16,91,610	9.42%	2,11,44,605	5,47,005	97.48%	2.52%
Grand Total (C)		46,17,91,404	1,04,80,86,253	20,14,93,909	19.22%	19,89,94,817	24,99,092	98.76%	1.24%
Resolution No. 9				Adoption of Article of Association of the Company pursuant to the Companies Act, 2013.					
Resolution Required				Special Resolution (Special Business)					
Whether promoter/promoter group are interested in the agenda/resolution?				No					
Promoter/Public	Mode of Voting	No. of Shares held	Voting Rights (No. of Shares equating to a vote)	No. of Votes polled	% of votes polled on outstanding shares	No. of Votes in favour	No. of Votes against	% of votes in favour on votes polled	% of votes against on votes polled
		(1a)	(1)	(2)	(3)={ (2)/(1) } X100	(4)	(5)	(6)={ (4)/(2) }	(7)={ (5)/(2) } X100
A. Equity									
1. Promoter and Promoter Group.	E-Voting	15,53,71,588	15,53,71,588	15,23,45,522	98.05%	15,23,45,522	0	100.00%	0.00%
	Poll			0	0.00%	0	0	0.00%	0.00%
	Postal Ballot			0	0.00%	0	0	0.00%	0.00%
	Total			15,23,45,522	98.05%	15,23,45,522	0	100.00%	0.00%
2. Public-Institutions	E-Voting	6,41,03,429	6,41,03,429	4,04,82,087	63.15%	4,04,82,087	0	100.00%	0.00%
	Poll			0	0.00%	0	0	0.00%	0.00%
	Postal Ballot			0	0.00%	0	0	0.00%	0.00%



	Total			4,04,82,087	63.15%	4,04,82,087	0	100.00%	0.00%
3. Public – Non Institutions	E-Voting	23,03,51,186	23,03,51,186	2,16,19,610	9.39%	2,16,00,756	18,854	99.91%	0.09%
	Poll			0	0.00%	0	0	0.00%	0.00%
	Postal Ballot			0	0.00%	0	0	0.00%	0.00%
	Total			2,16,19,610	9.39%	2,16,00,756	18,854	99.91%	0.09%
Total (A)		44,98,26,203	44,98,26,203	21,44,47,219	47.67%	21,44,28,365	18,854	99.99%	0.01%
B. Preference									
1. Promoter and Promoter Group.	E-Voting	0	0	0	0.00%	0	0	0.00%	0.00%
	Poll			0	0.00%	0	0	0.00%	0.00%
	Postal Ballot			0	0.00%	0	0	0.00%	0.00%
	Total			0	0.00%	0	0	0.00%	0.00%
2. Public-Institutions	E-Voting	1,19,65,201	59,82,60,050	0	0.00%	0	0	0.00%	0.00%
	Poll			0	0.00%	0	0	0.00%	0.00%
	Postal Ballot			0	0.00%	0	0	0.00%	0.00%
	Total			0	0.00%	0	0	0.00%	0.00%
3. Public – Non Institutions	E-Voting	0	0	0	0.00%	0	0	0.00%	0.00%
	Poll			0	0.00%	0	0	0.00%	0.00%
	Postal Ballot			0	0.00%	0	0	0.00%	0.00%
	Total			0	0.00%	0	0	0.00%	0.00%
Total (B)		1,19,65,201	59,82,60,050	0	0.00%	0	0	0.00%	0.00%
C. Equity & Preference									
1. Promoter and Promoter Group.	E-Voting	15,53,71,588	15,53,71,588	15,23,45,522	98.05%	15,23,45,522	0	100.00%	0.00%
	Poll			0	0.00%	0	0	0.00%	0.00%




	Postal Ballot			0	0.00%	0	0	0.00%	0.00%
	Total			15,23,45,522	98.05%	15,23,45,522	0	100.00%	0.00%
2. Public-Institutions	E-Voting	7,60,68,630	66,23,63,479	4,04,82,087	6.11%	4,04,82,087	0	100.00%	0.00%
	Poll			0	0.00%	0	0	0.00%	0.00%
	Postal Ballot			0	0.00%	0	0	0.00%	0.00%
	Total			4,04,82,087	6.11%	4,04,82,087	0	100.00%	0.00%
3. Public – Non Institutions	E-Voting	23,03,51,186	23,03,51,186	2,16,19,610	9.39%	2,16,00,756	18,854	99.91%	0.09%
	Poll			0	0.00%	0	0	0.00%	0.00%
	Postal Ballot			0	0.00%	0	0	0.00%	0.00%
	Total			2,16,19,610	9.39%	2,16,00,756	18,854	99.91%	0.09%
Grand Total (C)		46,17,91,404	1,04,80,86,253	21,44,47,219	20.46%	21,44,28,365	18,854	99.99%	0.01%

Resolution No. 10				Ratification of the remuneration of M/s. Vijender Sharma & Co., Cost Auditors of the Company.					
Resolution Required				Ordinary Resolution (Special Business)					
Whether promoter/promoter group are interested in the agenda/resolution?				No					
Promoter/Public	Mode of Voting	No. of Shares held	Voting Rights (No. of Shares equating to a vote)	No. of Votes polled	% of votes polled on outstanding shares	No. of Votes in favour	No. of Votes against	% of votes in favour on votes polled	% of votes against on votes polled
		(1a)	(1)	(2)	(3)={{(2)/(1)} X100	(4)	(5)	(6)={{(4)/(2)}	(7)={{(5)/(2)} X100
A. Equity									
1. Promoter and Promoter Group.	E-Voting	15,53,71,588	15,53,71,588	15,23,45,522	98.05%	15,23,45,522	0	100.00%	0.00%
	Poll			0	0.00%	0	0	0.00%	0.00%
	Postal Ballot			0	0.00%	0	0	0.00%	0.00%



	Total			15,23,45,522	98.05%	15,23,45,522	0	100.00%	0.00%
2. Public-Institutions	E-Voting	6,41,03,429	6,41,03,429	4,04,82,087	63.15%	4,04,82,087	0	100.00%	0.00%
	Poll			0	0.00%	0	0	0.00%	0.00%
	Postal Ballot			0	0.00%	0	0	0.00%	0.00%
	Total			4,04,82,087	63.15%	4,04,82,087	0	100.00%	0.00%
3. Public – Non Institutions	E-Voting	23,03,51,186	23,03,51,186	2,16,19,715	9.39%	2,13,42,520	2,77,195	98.72%	1.28%
	Poll			0	0.00%	0	0	0.00%	0.00%
	Postal Ballot			0	0.00%	0	0	0.00%	0.00%
	Total			2,16,19,715	9.39%	2,13,42,520	2,77,195	98.72%	1.28%
Total (A)		44,98,26,203	44,98,26,203	21,44,47,324	47.67%	21,41,70,129	2,77,195	99.87%	0.13%
B. Preference									
1. Promoter and Promoter Group.	E-Voting	0	0	0	0.00%	0	0	0.00%	0.00%
	Poll			0	0.00%	0	0	0.00%	0.00%
	Postal Ballot			0	0.00%	0	0	0.00%	0.00%
	Total			0	0.00%	0	0	0.00%	0.00%
2. Public-Institutions	E-Voting	1,19,65,201	59,82,60,050	0	0.00%	0	0	0.00%	0.00%
	Poll			0	0.00%	0	0	0.00%	0.00%
	Postal Ballot			0	0.00%	0	0	0.00%	0.00%
	Total			0	0.00%	0	0	0.00%	0.00%
3. Public – Non Institutions	E-Voting	0	0	0	0.00%	0	0	0.00%	0.00%
	Poll			0	0.00%	0	0	0.00%	0.00%
	Postal Ballot			0	0.00%	0	0	0.00%	0.00%



	Total			0	0.00%	0	0	0.00%	0.00%
Total (B)		1,19,65,201	59,82,60,050	0	0.00%	0	0	0.00%	0.00%
C. Equity & Preference									
1. Promoter and Promoter Group.	E-Voting	15,53,71,588	15,53,71,588	15,23,45,522	98.05%	15,23,45,522	0	100.00%	0.00%
	Poll			0	0.00%	0	0	0.00%	0.00%
	Postal Ballot			0	0.00%	0	0	0.00%	0.00%
	Total			15,23,45,522	98.05%	15,23,45,522	0	100.00%	0.00%
2. Public-Institutions	E-Voting	7,60,68,630	66,23,63,479	4,04,82,087	6.11%	4,04,82,087	0	100.00%	0.00%
	Poll			0	0.00%	0	0	0.00%	0.00%
	Postal Ballot			0	0.00%	0	0	0.00%	0.00%
	Total			4,04,82,087	6.11%	4,04,82,087	0	100.00%	0.00%
3. Public – Non Institutions	E-Voting	23,03,51,186	23,03,51,186	2,16,19,715	9.39%	2,13,42,520	2,77,195	98.72%	1.28%
	Poll			0	0.00%	0	0	0.00%	0.00%
	Postal Ballot			0	0.00%	0	0	0.00%	0.00%
	Total			2,16,19,715	9.39%	2,13,42,520	2,77,195	98.72%	1.28%
Grand Total (C)		46,17,91,404	1,04,80,86,253	21,44,47,324	20.46%	21,41,70,129	2,77,195	99.87%	0.13%

Resolution No. 11 Fixation of minimum fee for serving various documents on members of the Company.


Resolution Required Ordinary Resolution (Special Business)

Whether promoter/promoter group are interested in the agenda/resolution? No

Promoter/Public	Mode of Voting	No. of Shares held	Voting Rights (No. of Shares equating to a vote)	No. of Votes polled	% of votes polled on outstanding shares	No. of Votes in favour	No. of Votes against	% of votes in favour on votes polled	% of votes against on votes polled
		(1a)	(1)	(2)	(3)={ (2)/(1) } X100	(4)	(5)	(6)={ (4)/(2) }	(7)={ (5)/(2) } X100



A. Equity									
1. Promoter and Promoter Group.	E-Voting	15,53,71,588	15,53,71,588	15,23,45,522	98.05%	15,23,45,522	0	100.00%	0.00%
	Poll			0	0.00%	0	0	0.00%	0.00%
	Postal Ballot			0	0.00%	0	0	0.00%	0.00%
	Total			15,23,45,522	98.05%	15,23,45,522	0	100.00%	0.00%
2. Public-Institutions	E-Voting	6,41,03,429	6,41,03,429	4,04,82,087	63.15%	4,04,82,087	0	100.00%	0.00%
	Poll			0	0.00%	0	0	0.00%	0.00%
	Postal Ballot			0	0.00%	0	0	0.00%	0.00%
	Total			4,04,82,087	63.15%	4,04,82,087	0	100.00%	0.00%
3. Public – Non Institutions	E-Voting	23,03,51,186	23,03,51,186	2,16,19,715	9.39%	2,14,36,254	1,83,461	99.15%	0.85%
	Poll			0	0.00%	0	0	0.00%	0.00%
	Postal Ballot			0	0.00%	0	0	0.00%	0.00%
	Total			2,16,19,715	9.39%	2,14,36,254	1,83,461	99.15%	0.85%
Total (A)		44,98,26,203	44,98,26,203	21,44,47,324	47.67%	21,42,63,863	1,83,461	99.91%	0.09%
B. Preference									
1. Promoter and Promoter Group.	E-Voting	0	0	0	0.00%	0	0	0.00%	0.00%
	Poll			0	0.00%	0	0	0.00%	0.00%
	Postal Ballot			0	0.00%	0	0	0.00%	0.00%
	Total			0	0.00%	0	0	0.00%	0.00%
2. Public-Institutions	E-Voting	1,19,65,201	59,82,60,050	0	0.00%	0	0	0.00%	0.00%
	Poll			0	0.00%	0	0	0.00%	0.00%
	Postal Ballot			0	0.00%	0	0	0.00%	0.00%



	Total			0	0.00%	0	0	0.00%	0.00%
3. Public – Non Institutions	E-Voting	0	0	0	0.00%	0	0	0.00%	0.00%
	Poll			0	0.00%	0	0	0.00%	0.00%
	Postal Ballot			0	0.00%	0	0	0.00%	0.00%
	Total			0	0.00%	0	0	0.00%	0.00%
Total (B)		1,19,65,201	59,82,60,050	0	0.00%	0	0	0.00%	0.00%
C. Equity & Preference									
1. Promoter and Promoter Group.	E-Voting	15,53,71,588	15,53,71,588	15,23,45,522	98.05%	15,23,45,522	0	100.00%	0.00%
	Poll			0	0.00%	0	0	0.00%	0.00%
	Postal Ballot			0	0.00%	0	0	0.00%	0.00%
	Total			15,23,45,522	98.05%	15,23,45,522	0	100.00%	0.00%
2. Public-Institutions	E-Voting	7,60,68,630	66,23,63,479	4,04,82,087	6.11%	4,04,82,087	0	100.00%	0.00%
	Poll			0	0.00%	0	0	0.00%	0.00%
	Postal Ballot			0	0.00%	0	0	0.00%	0.00%
	Total			4,04,82,087	6.11%	4,04,82,087	0	100.00%	0.00%
3. Public – Non Institutions	E-Voting	23,03,51,186	23,03,51,186	2,16,19,715	9.39%	2,14,36,254	1,83,461	99.15%	0.85%
	Poll			0	0.00%	0	0	0.00%	0.00%
	Postal Ballot			0	0.00%	0	0	0.00%	0.00%
	Total			2,16,19,715	9.39%	2,14,36,254	1,83,461	99.15%	0.85%
Grand Total (C)		46,17,91,404	1,04,80,86,253	21,44,47,324	20.46%	21,42,63,863	1,83,461	99.91%	0.09%

