




AJMERA REALTY & INFRA INDIA LIMITED
CIN: L27104MH1985PLC035659
 Regd. Off. : "Citi Mall" Link Road Andheri (W) Mumbai - 400 053
UNAUDITED FINANCIAL RESULTS FOR THE QUARTER AND HALF YEAR ENDED 30th SEPTEMBER, 2020

Part I

(Rs. In Lakhs)

Sr. No.	Particulars	Consolidated Results						Standalone Results					
		Quarter Ended			Half Year Ended		Year ended	Quarter Ended			Half Year Ended		Year ended
		30.09.2020	30.06.2020	30.09.2019	30.09.2020	30.09.2019	31/03/2020	30.09.2020	30.06.2020	30.09.2019	30.09.2020	30.09.2019	31/03/2020
		Unaudited	Unaudited	Unaudited	Unaudited	Unaudited	Audited	Unaudited	Unaudited	Unaudited	Unaudited	Unaudited	Audited
1	Income From Operations												
	a] Revenue from operations	10,770	3,957	10,635	14,727	20,121	34,438	5,374	3,938	10,518	9,312	19,804	32,262
	b] Other operating Income	-	-	-	-	-	-	-	-	-	-	-	-
	c] Other Income	162	59	26	221	114	623	50	58	26	108	113	356
	Total Income From Operations (a+b)	10,932	4,016	10,661	14,948	20,235	35,061	5,424	3,996	10,544	9,420	19,917	32,618
2	Expenses:												
	a] Cost of Material Consumed/ Construction Related Costs	7,301	2,255	6,184	9,556	11,672	21,323	3,258	2,255	6,184	5,513	11,671	19,641
	b] Changes in Inventories	-	-	-	-	-	-	-	-	-	-	-	-
	d] Employees benefit Expenses	706	429	737	1,135	1,457	2,670	501	429	737	930	1,457	2,513
	e] Finance Cost	1,709	1,014	2,317	2,723	4,254	6,585	1,021	1,013	2,317	2,034	4,254	6,508
	f] Depreciation and Amortization Expense	50	42	49	92	98	217	42	35	49	77	98	185
	g] Other expenses	-	-	-	-	-	-	-	-	-	-	-	-
	Total Expenses	9,766	3,740	9,287	13,506	17,481	30,795	4,822	3,732	9,287	8,554	17,480	28,847
3	Profit/(Loss) before exceptional items and tax (1-2)	1,167	275	1,374	1,442	2,754	4,266	602	264	1,257	866	2,437	3,771
4	Less : Exceptional Items	-	-	-	-	-	-	-	-	-	-	-	-
5	Profit/(Loss) before extra-ordinary item and tax (3-4)	1,167	275	1,374	1,442	2,754	4,266	602	264	1,257	866	2,437	3,771
6	Less : Extra-ordinary item	-	-	-	-	-	-	-	-	-	-	-	-
7	Profit/(Loss) Before Tax After exceptional items (5-6)	1,167	275	1,374	1,442	2,754	4,266	602	264	1,257	866	2,437	3,771
8	Tax Expense	309	66	185	375	539	972	152	66	182	218	536	949
	Current Tax	309	66	185	375	539	972	152	66	182	218	536	949
	Deferred Tax	-	-	-	-	-	-	-	-	-	-	-	-
9	Profit/(Loss) after Tax before Non Controlling Interests (7-8)	858	209	1,189	1,067	2,215	3,294	450	198	1,075	648	1,901	2,822
10	Less : Non Controlling Interests	87	-	-	87	-	24	-	-	-	-	-	-
11	Profit/(Loss) after Tax and Non Controlling Interests(9-10)	771	209	1,189	980	2,215	3,270	450	198	1,075	648	1,901	2,822
12	Other Comprehensive income	-	-	-	-	-	(17)	-	-	-	-	-	(17)
	a) Items that will not be reclassified to profit and loss	-	-	-	-	-	-	-	-	-	-	-	-
	i) Remeasurements of the defined benefit plans	-	-	-	-	-	(17)	-	-	-	-	-	(17)
13	Total Comprehensive Income for the period (11+12)	771	209	1,189	980	2,215	3,253	450	198	1,075	648	1,901	2,805
12	Paid up Equity Share Capital (Face Value Rs. 10/- per share)	3,548.49	3,548.49	3,548.49	3,548.49	3,548.49	3,548.49	3,548.49	3,548.49	3,548.49	3,548.49	3,548.49	3,548.49
13	Reserves Excluding revaluation reserve	-	-	-	61,307	59,786	60,326	-	-	-	55,232	54,175	54,584
14	Net worth	-	-	-	64,854	63,334	63,874	-	-	-	58,780	57,723	58,132
15	EPS (of Rs.10/- each), Basic and Diluted												
	(a) Basic	2.17	0.59	3.35	2.76	6.24	9.17	1.27	0.56	3.03	1.83	5.36	7.91
	(b) Diluted	2.17	0.59	3.35	2.76	6.24	9.17	1.27	0.56	3.03	1.83	5.36	7.91



STATEMENT OF ASSETS & LIABILITIES AS ON 30th SEPTEMBER, 2020


(Rs. In Lakhs)

Sr. No.	Particulars	STANDALONE		CONSOLIDATED	
		As at 30th September, 2020	As at 31st March, 2020	As at 30th September, 2020	As at 31st March, 2020
		Unaudited	Audited	Unaudited	Audited
A	ASSETS				
1	Non Current Assets				
	Property Plant & Equipment	750	826	5,244	3,395
	Goodwill			4,160	4,160
	Intangible Assets	9	10	9	10
	Financial Assets				
	(i) Trade Receivables	-	-	-	-
	(ii) Investments	13,418	13,418	3,446	3,449
	(iii) Loans	59,665	56,849	38,753	39,598
	(iv) Other Financial Assets	213	181	213	180
	Other Non Current Assets	3,062	3,062	3,062	3,062
	Total Non Current Assets	77,117	74,346	54,887	53,854
2	Current Assets				
	Inventories	58,688	60,242	97,556	99,954
	Financial Assets				
	(i) Other Investments	-	-	2,762	3,220
	(i) Trade Receivable	19,498	16,761	29,049	21,039
	(ii) Cash and Cash Equivalents	1,442	345	2,433	841
	(iii) Bank balances other than (ii) above	1,865	1,165	2,212	1,364
	(iv) Loans	12	15	4,258	4,296
	(iii) Other Financial Assets	-	-	0	-
	(v) Current Tax Assets (Net)	1,324	1,185	1,325	1,185
	(vi) Other Current Assets	2,252	2,909	10,882	11,405
	Total Current Assets	85,081	82,622	1,50,477	1,43,304
	Total Assets	1,62,198	1,56,968	2,05,364	1,97,158
B	EQUITY AND LIABILITIES				
	Equity				
	Equity Share Capital	3,548	3,548	3,548	3,548
	Other Equity	55,232	54,584	61,307	60,326
	Equity Attributable to Owners of the Company	58,780	58,132	64,854	63,874
	Non Controlling Interests			11,076	10,472
	Liabilities				
1	Non Current Liabilities				
	Financial Liabilities				
	(i) Borrowings	87,041	72,832	99,973	86,553
	(ii) Trade Payable	1,678	2,011	1,678	2,011
	(ii) Other Financial Liabilities	-	-	7	14
	Provisions	-	471	-	471
	Other Non Current Liabilities	8,154	6,725	8,153	7,566
	Total Non Current Liabilities	96,873	82,039	1,20,888	1,07,087
2	Current Liabilities				
	Financial liabilities				
	(i) Borrowings	-	-	426	8
	(ii) Trade Payable				
	-Total outstanding dues of micro enterprises and small enterprises	-	28	-	35
	-Total outstanding dues of creditors other than micro enterprises and small enterprises	2,252	3,264	2,315	3,353
	(iii) Other Financial Liabilities	1,834	11,885	1,844	11,887
	Other Current Liabilities	283	148	12,853	9,434
	Provisions	2,176	1,472	2,176	1,472
	Other Tax liabilities (Net)	-	-	8	8
	Total Current Liabilities	6,545	16,797	19,622	26,197
	Total Equity and Liabilities	1,62,198	1,56,968	2,05,364	1,97,158



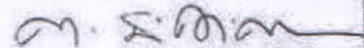
CASH FLOW STATEMENT FOR THE HALF YEAR ENDED 30TH SEPTEMBER, 2020

Sr.No	Particulars	STANDALONE		CONSOLIDATED	
		Half Year ended 30th September 2020	Half Year ended 30th September 2019	Half Year ended 30th September 2020	Half Year ended 30th September 2019
		Unaudited	Unaudited	Unaudited	Unaudited
A	CASH FLOW FROM OPERATING ACTIVITIES				
	Profit before tax as per Statement of Profit and Loss	866	2,437	1,443	2,754
	Adjustments for				
	Depreciation and amortisation	77	98	92	98
	Interest Income(including fair value change in financial instruments)	(33)	(2)	-	(2)
	Interest expenses(including fair value change in financial instruments)	2,034	4,254	2,723	4,254
	Re-Measurement gains/(losses)on defined benefit plans	-	-	-	-
	Dividend Income	-	-	-	-
	Operating Profit before working capital changes	2,944	6,787	4,258	7,104
	Movements in working capital:				
	Increase/(decrease) in trade payables	(1,373)	(2,789)	(1,405)	(3,336)
	Increase/(decrease) in Other Liabilities	(8,487)	(497)	(5,619)	5,391
	Increase/(decrease) in provisions	232	371	232	371
	Decrease/(increase) in Loans and Advances	(2,812)	(2,132)	882	(12,117)
	Decrease/(increase) in trade receivables	(2,737)	4,310	(8,010)	4,280
	Decrease/(increase) in inventories	1,554	5,000	2,399	1,892
	Decrease/(increase) in Other Financial Assets	-	-	-	-
	Decrease/(increase) in Other Current Assets	-	-	-	(150)
	Decrease/(increase) in Other Assets	-	-	-	7,773
	Cash generated from/(used in) operating activities	(10,679)	11,050	(7,263)	11,208
	Direct taxes paid	(218)	(536)	(375)	(539)
	Net cash flow from/(used in) operating activities (A)	(10,897)	10,514	(7,638)	10,669
B	CASH FLOW FROM INVESTING ACTIVITIES				
	Addition to Purchase	(0)	(50)	(1,848)	(28)
	Interest received	33	2	-	2
	Dividend received	-	-	-	-
	Net Proceeds from/(Investments in) bank	-	-	-	-
	Deposits(having original maturity of more than 3 months)	(700)	(762)	(848)	(829)
	(Increase) / decrease in other assets	486	(229)	351	-
	Net cash flow from/(used in) investing activities (B)	(101)	(1,039)	(2,345)	(855)
C	CASH FLOW FROM FINANCING ACTIVITIES				
	Proceeds from borrowings	14,209	(6,111)	13,838	(6,451)
	(Acquisition) / sale of investments (net)	-	135	461	(132)
	Interest paid	(2,034)	(4,254)	(2,723)	(4,254)
	Dividend paid (including dividend distribution tax)	-	-	-	-
	Net cash flow from/(used in) financing activities (C)	12,175	(10,230)	11,576	(10,837)
	Net increase/(decrease) in cash and cash equivalents (A)+(B)+ (C)	1,097	(755)	1,593	(1,023)
	Add: Cash and cash equivalents at the beginning of the Period	345	989	841	1,568
	Cash and cash equivalents at the end of the Period	1,442	234	2,434	545
	Reconciliation of Cash and cash equivalents at the end of the Period				
	Cash and cash equivalents as per Cash Flow	1,442	234	2,434	545
	Add: Other Bank balance	-	-	-	-
	Cash and cash equivalents as per Balance Sheet	1,442	234	2,434	545



Notes	
1	The above results and statement of Assets & Liabilities and cashflow statement were reviewed by the Audit Committee and have been taken on record by the Board of Directors of the Company at its Meeting held on 6th November, 2020 along with limited review by the Statutory Auditors.
2	This statement has been prepared in accordance with the Companies (Indian Accounting Standards) Rules, 2015 (IND AS) prescribed under Section 133 of Companies Act, 2013 and other recognized accounting practices and policies to the extent applicable.
3	The results will be available on the Company's website: www.aatl.co.in and on the Stock Exchanges website where the Equity Shares of the company are listed.
4	The figures of the previous years have been regrouped /rearranged wherever necessary to confirm current period's classification.

For Ajmera Realty & Infra India Limited


Manoj I. Ajmera
Managing Director

Place: Mumbai
Date: 6th November, 2020





MANESH MEHTA & ASSOCIATES CHARTERED ACCOUNTANTS

ICAI
FIRM REG. No.
115832W

H.O. Vadodara: 611/701, Centre Point, R.C. Dutt Road, Alkapuri, Vadodara - 390 007.

Tel:(0265) 2352544 Email: maneshmehta84@gmail.com, GST: 24AAFFM6500Q1Z3

B.O. Mumbai: Navrang Bldg., 3rd Floor, 330 Narsinatha Street, Masjid Bunder, Mumbai - 400 009.


Tel:(022)23464126/9323984232 Email: camaneshmehta@gmail.com, GST:27AAFFM6500Q2ZV

LIMITED REVIEW REPORT ON QUARTERLY AND HALF YEARLY UNAUDITED CONSOLIDATED FINANCIAL RESULTS OF AJMERA REALTY & INFRA INDIA LIMITED PURSUANT TO THE REGULATION 33 OF THE SEBI (LISTING OBLIGATIONS AND DISCLOSURE REQUIREMENTS) REGULATIONS, 2015

To the Board of Directors of
Ajmera Realty & Infra India Limited
Mumbai

1. We have reviewed the unaudited consolidated financial results of Ajmera Realty & Infra India Limited (the "Holding Company") and its subsidiaries/Associates (collectively referred to as "the Group") for the quarter and the half year ended September 30, 2020 ("the Statement"), being submitted by the Parent pursuant to the requirements of Regulation 33 of the SEBI (Listing Obligations and Disclosure Requirements) Regulations, 2015, as amended ("Listing Regulations").
2. This Statement, which is the responsibility of the Parent's management and approved by the Parent's Board of Directors, has been prepared in accordance with the recognition and measurement principles laid down in Indian Accounting Standard 34 "Interim Financial Reporting" ("Ind AS 34"), prescribed under Section 133 of the Companies Act, 2013, and other accounting principles generally accepted in India and in compliance with Regulation 33 of the Listing Regulations. Our responsibility is to express a conclusion on the Statement based on our review.
3. We conducted our review in accordance with the Standard on Review Engagement (SRE) 2410, 'Review of Interim Financial Information Performed by the Independent Auditor of the Entity', specified under Section 143 (10) of the Companies Act, 2013. This standard requires that we plan and perform the review to obtain moderate assurance as to whether the consolidated financial results are free of material misstatement. A review is limited primarily to inquiries of Company personnel and analytical procedures applied to financial data and thus provides less assurance than an audit. We have not performed an audit and accordingly, we do not express an audit opinion.
4. We also performed procedures in accordance with the circular issued by the SEBI under Regulation 33(8) of the SEBI (Listing Obligations and Disclosure Requirements) Regulations, 2015, as amended, to the extent applicable.
5. The Statement includes results of the following entities:

Sr No	Name of the Entity	Relationship
1	Jolly Brothers Private limited	Subsidiary
2	Ajmera Estate Karnataka Private Limited	Subsidiary





MANESH MEHTA & ASSOCIATES CHARTERED ACCOUNTANTS

ICAI
FIRM REG. No.
115832W


H.O. Vadodara: 611/701, Centre Point, R.C. Dutt Road, Alkapuri, Vadodara - 390 007.
Tel:(0265) 2352544 Email: maneshmehta84@gmail.com, GST: 24AAFFM6500Q1Z3

B.O. Mumbai: Navrang Bldg., 3rd Floor, 330 Narsinatha Street, Masjid Bunder, Mumbai - 400 009.
Tel:(022)23464126/9323984232 Email: camaneshmehta@gmail.com, GST:27AAFFM6500Q2ZW

3	Ajmera Clean Green Energy Limited	Subsidiary
4	Ajmera Realty Ventures Private Limited	Subsidiary
5	Ajmera Realcon Private Limited	Subsidiary
6	Radha Raman Dev Ventures Private Limited	Subsidiary
7	Ajmera Corporation UK Limited	Subsidiary
8	Laudable Infrastructure LLP	Subsidiary
9	Sana Buildpro LLP	Subsidiary
10	Ajmera Infra Development LLP	Subsidiary
11	Sana Building Products LLP	Subsidiary
12	Ajmera Mayfair Global W.L.L.	Subsidiary
13	Anirdesh Developers LLP	Subsidiary
14	Shree Yogi Realcon Private Limited	Subsidiary
15	Ultra tech Property Developers Pvt Ltd	Associate
16	V M Procon Private Limited	Associate
17	Sumedha Spacelinks LLP	Associate

6. Based on our review conducted as above, nothing has come to our attention that causes us to believe that the accompanying statement of unaudited consolidated financial results prepared in accordance with applicable accounting standards i.e. Ind AS prescribed under Section 133 of the Companies Act, 2013 and other recognised accounting practices and policies has not disclosed the information required to be disclosed in terms of Regulation 33 of the SEBI (Listing Obligations and Disclosure Requirements) Regulations, 2015 including the manner in which it is to be disclosed, or that it contains any material misstatement.

For Manesh Mehta & Associates
Chartered Accountants,
Firm Reg No. 115832W


Manesh P. Mehta
Partner

Membership no. 036032
UDIN: - 20036032AAAADL8622

Place: Mumbai
Date: 06th November, 2020





**MANESH MEHTA & ASSOCIATES
CHARTERED ACCOUNTANTS**

ICAI
FIRM REG. No.
115832W

H.O. Vadodara: 611/701, Centre Point, R.C. Dutt Road, Alkapuri, Vadodara - 390 007.

Tel:(0265) 2352544 Email: maneshmehta84@gmail.com, GST: 24AAFFM6500Q1Z3

B.O. Mumbai: Navrang Bldg.,3rd Floor,330 Narsinatha Street, Masjid Bunder, Mumbai - 400 009.

Tel:(022)23464126/9323984232 Email: camaneshmehta@gmail.com, GST:27AAFFM6500Q2ZW

**LIMITED REVIEW REPORT ON QUARTERLY AND HALF YEARLY UNAUDITED
STANDALONE FINANCIAL RESULTS OF AJMERA REALTY & INFRA INDIA
LIMITED PURSUANT TO THE REGULATION 33 OF THE SEBI (LISTING
OBLIGATIONS AND DISCLOSURE REQUIREMENTS) REGULATIONS, 2015**

To the Board of Directors of
Ajmera Realty & Infra India Limited
Mumbai

1. We have reviewed the accompanying Statement of Unaudited Standalone Financial Results of Ajmera Realty & Infra India Limited ("the Company"), for the quarter and half year ended September 30, 2020 ("the Statement"). This statement is the responsibility of the Company's Management and has been approved by the Board of Directors, has been prepared in accordance with the recognition and measurement principles laid down in Indian Accounting Standard 34 'Interim Financial Reporting' ("Ind AS 34"), prescribed under Section 133 of the Companies Act, 2013, read with relevant rules issued thereunder, as applicable and other accounting principles generally accepted in India. Our responsibility is to issue a report on these financial statements based on our review.

2. We conducted our review in accordance with the Standard on Review Engagement (SRE) 2410, 'Review of Interim Financial Information Performed by the Independent Auditor of the Entity', specified under Section 143 (10) of the Companies Act, 2013. This standard requires that we plan and perform the review to obtain moderate assurance as to whether the financial results are free of material misstatement. A review is limited primarily to inquiries of company personnel and analytical procedures applied to financial data and thus provide less assurance than an audit. We have not performed an audit and accordingly, we do not express an audit opinion.

3. Based on our review conducted as above, nothing has come to our attention that causes us to believe that the accompanying statement of unaudited standalone financial results prepared in accordance with applicable accounting standards i.e. Ind AS prescribed under Section 133 of the Companies Act, 2013 and other recognised accounting practices and policies has not disclosed the information required to be





**MANESH MEHTA & ASSOCIATES
CHARTERED ACCOUNTANTS**

ICAI
FIRM REG. No.
115832W

H.O. Vadodara: 611/701, Centre Point, R.C. Dutt Road, Alkapuri, Vadodara - 390 007.
Tel:(0265) 2352544 Email: maneshmehta84@gmail.com, GST: 24AAFFM6500Q1Z3

B.O. Mumbai: Navrang Bldg.,3rd Floor,330 Narsinatha Street, Masjid Bunder, Mumbai - 400 009.
Tel:(022)23464126/9323984232 Email: camaneshmehta@gmail.com, GST:27AAFFM6500Q2ZW

disclosed in terms of Regulation 33 of the Listing Regulations including the manner in which it is to be disclosed, or that it contains any material misstatement.

For Manesh Mehta & Associates
Chartered Accountants,
Firm Reg No. 115832W

Manesh

Manesh P. Mehta
Partner

Membership no. 036032

UDIN: - 20036032AAAADK7834



Place: Mumbai

Date: 06th November, 2020