



SUNDARAM FINANCE

Enduring values. New age thinking.

SEC:008/20-21/SS

May 29, 2020

The Manager - Listing
National Stock Exchange of India Limited
Capital Market – Listing
Exchange Plaza, 5th Floor, Plot No.C/1, G Block
Bandra-Kurla Complex, Bandra (E),
Mumbai 400 051

Dear Sir,

Sub: Disclosure under Reg. 30, 33, 42, 47 and 52 read with Sch. III of the SEBI (Listing Obligations and Disclosure Requirements) Regulations, 2015, read with SEBI Circular dated 12th May 2020

Re: Submission of audited financial results for the year ended 31st March 2020

We have pleasure in enclosing the audited standalone and consolidated financial results for the year ended 31st March 2020, prepared in accordance with the formats prescribed in Sch. III to the Companies Act, 2013, as approved at the Board Meeting held today, together with the following:

1. A statement of Assets and Liabilities as on 31st March 2020;
2. Segment information in respect of Consolidated Accounts for the year ended 31st March 2020;
3. A copy of the Statutory Auditors' report on Standalone financial results
4. A copy of the Statutory Auditors' report Consolidated financial results;
5. Disclosure under Regulation 52;
6. Annual disclosure to be made by Large Corporates for the financial year 2019-20; and
7. Press release in connection with the Audited Financial results for the year ended 31st March 2020.

As required under Proviso 2 to Reg. 33(3)(d) of SEBI (Listing Obligations and Disclosure Requirements) Regulations, 2015, the Company hereby declares that the Statutory Auditors have expressed an unmodified opinion on the Standalone and Consolidated financial results for the year ended 31.03.2020.

Sundaram Finance Limited





The Board of Directors has recommended a final dividend of ₹3/- per share (30%) for the financial year ended 31st March 2020, on the paid-up capital of ₹111.10 cr. This, together with the interim dividend of ₹10/- per share (100%) paid on 6th March 2020 will make a total dividend of ₹13/- per share (130%) for the financial year ended 31st March 2020.

The register of members and share transfer books of the Company will remain closed from 4th July 2020 to 22nd July 2020 (both days inclusive) for the 67th Annual General Meeting and for considering the payment of final dividend. The dividend, if approved by the shareholders, will be paid on or after 23rd July 2020 to those shareholders whose names stand on the Register of Members of the Company as on 3rd July 2020.

Thanking you,

Yours truly,
for Sundaram Finance Limited

P. Viswanathan
Secretary & Compliance Officer

Encl:



STATEMENT OF AUDITED RESULTS FOR THE QUARTER AND YEAR ENDED 31.03.2020

(₹ in lakhs)

Sl.No	Particulars	Standalone					Consolidated				
		Quarter Ended		Year Ended			Quarter Ended		Year Ended		
		31.03.2020	31.12.2019	31.03.2019	31.03.2020	31.03.2019	31.03.2020	31.12.2019	31.03.2019	31.03.2020	31.03.2019
		Audited	Reviewed	Audited	Audited	Audited	Audited	Reviewed	Audited	Audited	Audited
1	Revenue from Operations										
	Interest Income	86037.49	87769.37	79802.07	340640.02	293788.12	112369.93	113937.96	79905.09	393358.14	294142.59
	Insurance premium earned	-	-	-	-	-	-	-	-	-	-
	Lease Rental income (Net)	1575.61	1337.04	1375.44	5881.28	5712.81	1569.51	1357.59	1394.82	5840.79	5684.43
	Fees and Commission Income	4874.32	5699.28	5588.36	21455.54	23102.32	5386.53	5545.66	4763.82	21205.80	22202.24
	Dividend Income	253.15	-	7.59	4921.54	3304.86	1631.23	44.81	1276.24	2329.07	2283.11
	Income from other Services	607.43	630.31	733.98	2564.51	2355.09	9050.77	8769.63	11052.77	35809.50	39989.29
	Recovery of Bad debts	492.48	469.07	685.22	1962.49	2172.26	501.13	477.46	685.22	1979.53	2172.26
	Net gain on sale of investments	-	-	-	-	-	-	-	-	-	-
	Net gain on fair value changes	368.02	1718.41	229.41	4889.57	1105.16	1417.96	2700.77	-	6889.76	2261.97
	Sale of products	-	-	-	-	-	-	-	-	-	-
	Net gain on derecognition of financial instruments under amortised cost category	(16.12)	-	-	1894.03	610.61	97.91	120.48	-	2128.53	610.61
	Total Revenue from operations	94192.38	97623.48	88422.07	384208.98	332151.23	132024.96	132954.36	99077.99	469541.12	369346.50
2	Other Income	1161.19	591.58	742.92	8484.59	2056.07	1091.56	875.42	557.21	2711.62	1905.43
3	Total Income	95353.57	98215.06	89164.99	392693.57	334207.30	133116.52	133829.78	99635.20	472252.74	371251.93
4	Expenses										
	Finance cost	51563.75	53338.27	47756.31	207202.96	176647.42	68821.43	71408.99	47549.88	242745.26	177031.62
	Employee benefit expenses	9275.45	8879.62	8256.14	35862.33	32242.51	13256.24	13207.40	10786.08	50200.48	42913.40
	Insurance claims incurred (net)	-	-	-	-	-	-	-	-	-	-
	Fees and commission expenses	-	-	-	-	-	3594.86	2302.94	2822.85	12580.74	15381.73
	Administrative & other expenses	4396.76	4845.73	5120.58	19178.91	19659.83	6458.99	5924.99	5453.65	24804.61	24594.92
	Depreciation & amortisation	1991.87	1874.30	1415.56	7297.98	5396.77	2494.21	2721.38	1527.52	8953.24	5807.34
	Impairment on financial instruments	11569.47	7177.56	4261.15	28639.64	10733.14	13799.50	8958.09	4175.22	33011.98	10330.02
	Net loss on fair value changes	-	-	-	-	-	-	-	840.96	-	-
	Total expenses	78797.30	76115.48	66809.74	298181.82	244679.67	108425.24	104523.79	73156.16	372296.33	276059.02
5	Profit/(loss) before exceptional items and tax	16556.27	22099.58	22355.25	94511.75	89527.63	24691.28	29305.99	26479.03	99956.42	95192.91
6	Exceptional items (Refer note 6)	-	-	59243.45	-	59243.45	-	-	46585.34	-	46585.34
7	Profit/(loss) before tax	16556.27	22099.58	81598.70	94511.75	148771.08	24691.28	29305.99	73064.37	99956.42	141778.25
8	Tax expense										
	Current tax	6413.09	6078.21	17245.32	25841.73	39145.90	8474.53	8229.71	18592.71	30225.17	41886.19
	MAT credit entitlement	-	-	-	-	-	-	-	-	-	-
	Deferred tax	(2945.86)	(632.16)	(3121.75)	(3724.74)	(3005.70)	(1689.71)	(859.79)	(2814.68)	(3151.06)	(3089.62)
	Reversal of Deferred Tax Liability relating to past years	-	-	-	-	-	(6024.86)	-	(6024.86)	-	-
9	Profit/(loss) for the period from continuing operations	13089.04	16653.51	67475.13	72394.76	112630.88	23931.31	21936.07	57286.35	78907.17	102981.68
	Profit/(loss) for the period from discontinued operations	-	-	-	-	-	-	-	-	-	-
10	(net of tax)	-	-	-	-	-	-	1694.03	-	1622.79	-
11	Profit/(loss) after tax (PAT)	13089.04	16653.51	67475.13	72394.76	112630.88	23931.31	23630.10	57286.35	80529.95	102981.68
12	Share of Profits from Associates	-	-	-	-	-	872.89	1414.82	2679.56	4884.24	10724.44
13	Share of Profits from Joint Ventures	-	-	-	-	-	(3240.94)	245.15	2842.13	(873.67)	12144.07
14	Profit/(loss) after tax(PAT)	13089.04	16653.51	67475.13	72394.76	112630.88	21563.26	25290.07	62808.04	84540.53	125850.18





SUNDARAM FINANCE

Enduring values. New age thinking.

STATEMENT OF AUDITED RESULTS FOR THE QUARTER AND YEAR ENDED 31.03.2020

(₹ in lakhs)

Sl.No	Particulars	Standalone					Consolidated				
		Quarter Ended		Year Ended			Quarter Ended			Year Ended	
		31.03.2020	31.12.2019	31.03.2019	31.03.2020	31.03.2019	31.03.2020	31.12.2019	31.03.2019	31.03.2020	31.03.2019
		Audited	Reviewed	Audited	Audited	Audited	Audited	Reviewed	Audited	Audited	Audited
15	Other Comprehensive Income (net of tax)	465.20	5652.95	174.16	6317.04	277.66	(7671.66)	(5325.83)	(19450.76)	(44459.89)	(55697.61)
16	Total Comprehensive Income for the period / year	13554.24	22306.46	67649.29	78711.80	112908.54	13891.60	19964.25	43357.25	40080.64	70152.58
	Profit for the year attributable to										
	Owners of the Company						19564.63	23872.90	60028.90	79154.39	116085.38
	Non-controlling interests						1998.64	1417.18	2779.12	5386.14	9764.79
	Other Comprehensive Income for the year attributable to										
	Owners of the Company						1402.74	1908.01	(4625.79)	(3673.04)	(14805.94)
	Non-controlling interests						(9074.40)	(7233.84)	(14824.97)	(40786.84)	(40891.67)
	Total Comprehensive Income for the year attributable to:										
	Owners of the Company						20967.38	25780.91	55403.11	75481.35	101279.44
	Non-controlling interests						(7075.76)	(5816.66)	(12045.85)	(35400.70)	(31126.89)
17	Basic & diluted Earnings per equity share (on PAT) (Face Value of ₹10/- each)	11.78	14.99	60.73	65.16	101.37	17.76	21.67	54.50	71.85	105.40





SUNDARAM FINANCE

Enduring values. New age thinking.

STATEMENT OF AUDITED RESULTS FOR THE QUARTER AND YEAR ENDED 31.03.2020

Notes:

- 1 The above results were approved by the Board of Directors at its meeting held on 29th May 2020.
- 2 Effective 1st April, 2019, the Company adopted Ind AS 116 "Leases" and applied the same to lease contracts existing on 1st, April 2019 using the modified retrospective approach as a lessee, wherein the right of use asset was created for an amount equal to the lease liability. The effect of this is insignificant on the profit for the year. The comparatives for the year ended 31st March 2019 and other periods disclosed have not been retrospectively adjusted.
- 3 The Company has opted for reduced rate of Income tax u/s 115BAA of the Income Tax Act.
- 4 During the year, the Company sold its entire 10% holdings in Equifax Credit Information Services Pvt Ltd., in accordance with the shareholder's agreement, for a consideration of ₹ 9173.28 lakhs, resulting in a gain of ₹ 7823.28 lakhs.
- 5 The Company's Secured Non - Convertible Debentures are secured by mortgage of immovable property ranking pari passu and Hypothecation of specific Loan receivables / Hire purchase/ Lease agreements with a cover of 100%, as per the terms of issue.
- 6 Exceptional item for the year ended 31.03.2019, represents profit on sale of stake in Royal Sundaram General Insurance Co. Limited to Ageas Insurance International N.V, The Netherlands in February 2019.
- 7 The Company acquired 49% stake in Sundaram Fund Services Limited (erstwhile Sundaram BNP Paribas Fund Services Limited) and 49.9% stake in Sundaram Home Finance Limited (erstwhile Sundaram BNP Paribas Home Finance Limited) on 31st July 2019 and 30th September 2019 respectively, making them 100% subsidiaries of the Company.
- 8 COVID-19, a global pandemic has spread across our Country and created an unprecedented level of disruption. The Government of India declared a nation-wide lock down effective March 25, 2020 which is still in force. These developments are likely to impact the Company's business operations. RBI announced the COVID-19 regulatory package following which the Company has extended the option of moratorium for instalments falling due between March 1, 2020 and May 31, 2020 to all eligible customers. Further, in line with RBI Notification dated 17th April 2020, the Company has provided Covid-19 provision of ₹ 2717.61 lakhs and ₹ 5964.66 lakhs in the Standalone and Consolidated financial statements respectively in respect of all moratorium accounts, where asset classification benefit was extended.
- 9 The Board of Directors has recommended a final dividend of ₹ 3 per share (30%). This together with an interim dividend of ₹ 10.00 per share (100%) already paid, would aggregate to a total dividend of ₹ 13 per share (130%)
- 10 The figures for the quarter ended March 31, 2020 and March 31, 2019 are the balancing figures between audited figures for the respective financial years and the published year to date figures up to the third quarter of the relevant financial years.
- 11 Previous period's figures have been regrouped wherever necessary to conform to current period's classification.
- 12 As required under Proviso 2 to Regulation 33(3)(d) of SEBI (Listing Obligations and Disclosure Requirements) Regulations, 2015, the Company hereby declares that the Statutory Auditors have expressed an unmodified opinion on the Standalone and Consolidated financial results.

By Order of the Board

T.T. SRINIVASARAGHAVAN
Managing Director



Chennai
29.05.2020

Sundaram Finance Limited
CIN:L65191TN1954PLC002429
Regd. Office: 21, Patullos Road, Chennai 600 002
Tel: 044 2852 1181, Fax: 044 2858 6641
Email: investorservices@sundaramfinance.in
www.sundaramfinance.in

**SUNDARAM FINANCE***Enduring values. New age thinking.***STATEMENT OF AUDITED RESULTS FOR YEAR ENDED 31.03.2020****Statement of Assets and Liabilities****(₹ in Lakhs)**

Sl. No.	Particulars	Standalone		Consolidated	
		31.03.2020	31.03.2019	31.03.2020	31.03.2019
A	ASSETS				
1	Financial Assets				
	Cash and cash equivalents	1898.77	12978.52	6440.13	15016.77
	Bank balances	61082.19	70884.47	72096.37	70891.93
	Derivative financial instruments	7616.08	7279.83	8191.82	7527.82
	Receivables				
	(I) Trade receivables	1853.30	1939.74	4222.58	4427.90
	(II) Other receivables	226.79	11.95	226.79	11.95
	Loans	2804469.82	2727148.03	3722175.53	2727233.93
	Investments	393774.33	186632.98	509584.32	453931.63
	Other financial assets	1657.69	1267.68	2350.44	1849.04
	Sub-total - Financial Assets	3272578.97	3008143.20	4325287.98	3280890.97
2	Non-financial Assets				
	Current tax assets (Net)	15981.21	11826.62	27510.77	15953.00
	Deferred tax assets (Net)	12312.63	8011.44	9839.68	-
	Investment Property	7889.76	7966.60	5665.48	5703.42
	Property, Plant and Equipment	22496.71	21351.77	28490.80	24419.19
	Right-of-use assets	4660.54	-	7172.81	-
	Intangible assets under development	-	-	1.80	-
	Goodwill	-	-	47402.39	13761.82
	Other intangible assets	913.90	1190.88	1585.76	1258.20
	Other non-financial assets	5117.42	6427.19	19132.31	25096.67
	Assets held for sale	-	-	1.25	-
	Sub-total - Non-financial Assets	69372.17	56774.50	146803.05	86192.30
	TOTAL - ASSETS	3341951.14	3064917.70	4472091.03	3367083.27
B	LIABILITIES AND EQUITY				
	Liabilities				
1	Financial liabilities				
	Derivative financial instruments				
	Payables				
	(I) Trade Payables				
	(i) Total outstanding dues of micro enterprises and small enterprises	61.00	85.84	61.67	85.84
	(ii) Total outstanding dues of creditors other than micro enterprises and small enterprises	6016.79	9428.41	8223.85	10309.57
	(II) Other Payables				
	(i) Total outstanding dues of micro enterprises and small enterprises	-	-	-	-
	(ii) Total outstanding dues of creditors other than micro enterprises and small enterprises	912.70	548.26	1267.74	846.47
	Debt securities	1473954.54	1047953.29	1734835.14	1047953.29
	Borrowings (Other than debt securities)	668817.42	973706.76	1091055.40	975473.56
	Deposits	376899.49	306403.94	540787.17	306403.94
	Subordinated liabilities	214003.08	172516.68	227255.18	172516.68
	Other financial liabilities	41795.05	42447.30	47664.69	42239.80
	Sub-total - Financial liabilities	2782460.07	2553090.48	3651150.84	2555829.15
2	Non-Financial liabilities				
	Provisions	3071.52	5136.08	4891.41	6453.03
	Other non-financial liabilities	1682.84	2310.08	2819.14	2887.57
	Deferred tax liabilities	-	-	-	2092.67
	Sub-total - Non-Financial liabilities	4754.36	7446.16	7710.55	11433.27
3	Equity				
	Equity share capital	11110.39	11110.39	11016.22	11014.29
	Other equity	543626.32	493270.67	656666.29	614915.13
	Non Controlling Interest	-	-	145547.13	173891.43
	Sub-total - Equity	554736.71	504381.06	813229.64	799820.85
	TOTAL - LIABILITIES AND EQUITY	3341951.14	3064917.70	4472091.03	3367083.27




Statement of Cash flow for the year ended 31.03.2020

(₹ in lakhs)

Particulars	Standalone		Standalone		Consolidated		Consolidated	
	Apr-Mar20		Apr-Mar19		Apr-Mar20		Apr-Mar19	
	Audited		Audited		Audited		Audited	
A. CASH FLOW FROM OPERATING ACTIVITIES:								
Profit before tax	94511.75		148771.08		99956.43		141778.24	
Add: Finance costs	207202.96	301714.71	176647.42	325418.50	242745.26	342701.69	177031.62	318809.86
Depreciation and Amortisation expense		7297.98		5396.77		8953.24		5807.35
Impairment on financial instruments		28639.64		10733.14		33011.98		10733.14
(Gain)/loss on sale of property, plant and equipment		229.28		666.06		267.02		664.81
Share-based payment expense		246.29		247.83		285.69		285.73
Net foreign exchange differences		-		-		-		-
Derivatives MTM		-		-		(14.76)		-
Exchange loss on foreign currency translations		-		-		22.73		1.18
Net Gain on sale of Equity Investments in a Subsidiary		(6005.10)		-		-		-
On scheme of amalgamation		-		-		-		597.05
Net gain on fair value changes		(4889.57)		(1105.16)		(6874.99)		(2605.99)
Net Actuarial gain/(loss) on defined benefit plan		-		-		-		-
Dividend income		(4921.54)		(3304.86)		(2329.07)		4341.24
Interest Income		-		-		-		-
(Gain)/loss on sale of Investments		-		-		-		-
(Gain) / Loss on disinvestment of shares-exceptional item		-		(59243.45)		-		(46585.34)
Cash flow from Discontinuing Operations		-		-		2013.03		-
OPERATING PROFIT BEFORE WORKING CAPITAL CHANGES		322311.69		278808.84		378036.56		292049.03
(Increase) Decrease in Leased assets - net of sales		(5038.54)		(3296.04)		(5038.54)		(3296.04)
(Increase) Decrease in Bank deposits		5824.87		19215.72		2268.04		19217.76
(Increase) Decrease in SLR Investments (net)		(6795.04)		(6061.37)		(6795.04)		(6061.37)
(Increase)/ Decrease in trade and other receivables		(153.87)		236.36		668.14		(128.83)
(Increase)/ Decrease in Loans		(107069.29)		(537110.32)		(153200.33)		(537114.26)
(Increase)/ Decrease in Other financial assets		(371.94)		(134.19)		(426.77)		3521.42
(Increase)/ Decrease in Non-financial assets		(5948.70)		-		(8266.48)		-
(Increase)/ Decrease in Other non-financial assets		(7571.96)		3124.55		(1155.92)		824.28
Increase/ (Decrease) in trade and other payables		(3072.02)		3034.63		(2598.14)		496.62
Increase/(Decrease) in financial liabilities		(1788.83)		(5681.02)		579.63		(7897.51)
Increase/(Decrease) in other non-financial liabilities and provisions		(3639.76)	(135625.08)	(1137.43)	(527809.11)	(3184.30)	(177149.71)	(1086.89)
Cash generated from Operations		186686.61		(249000.27)		200886.85		(239475.79)
Financial costs		(133769.23)		(142339.97)		(169485.92)		(142719.60)
Income Taxes Paid		(22500.00)	(156269.23)	(36500.00)	(178839.97)	(30522.98)	(200008.90)	(37762.19)
NET CASH FROM OPERATING ACTIVITIES (A)		30417.39		(427840.23)		877.95		(419957.58)
B. CASH FLOW FROM INVESTING ACTIVITIES:								
Purchase and construction of property, plant and equipment		(2190.19)		(2660.03)		(4698.13)		(2912.83)
Purchase and construction of investment properties		-		(979.10)		-		(979.10)
Purchase and generation of intangible assets		(235.58)		(920.50)		(318.60)		(933.98)
Purchase of investment in Equity instruments (Subsidiaries)		(100116.92)		-		(100116.92)		-
Sale of investment in Equity instruments (Subsidiary)		6375.39		97320.84		6377.31		97322.69
Purchase of other investments		(1840400.12)		(754959.00)		(2470841.54)		(827176.43)
Sale of other investments		1757847.01		761025.38		2357792.65		830536.05
Proceeds from sale of property, plant and equipment, intangible		404.00		677.36		724.99		691.65
Share of profit from Associates		-		-		6962.60		-
Interest income		-		-		-		-
Dividend income		4921.54		3304.86		5864.35		3485.30
NET CASH FROM INVESTING ACTIVITIES (B)		(173394.87)		102809.81		(198253.29)		100033.35
C. CASH FLOW FROM FINANCING ACTIVITIES:								
Payment of Lease Liability		(1465.54)		-		(2428.54)		-
Debt securities, deposits, sub-ordinated liabilities and other		-		-		-		-
Availment		2002046.22		2798071.58		2505158.75		2798071.58
Repayment		(1839359.91)		(2450484.64)		(2286597.69)		(2450484.64)
Dividend Paid (including dividend distribution tax)		(29323.03)		(22217.54)		(29849.68)		(26565.28)
Transaction costs related to loans and borrowings		-		-		(51.12)		129.77
NET CASH FROM FINANCING ACTIVITIES (C)		131897.74		325369.40		186231.72		321151.43
NET INCREASE IN		(11079.75)		338.96		(11143.62)		1227.20
CASH AND CASH EQUIVALENTS AT THE BEGINNING OF THE YEAR		12978.52		12639.56		17583.75		13789.57
CASH AND CASH EQUIVALENTS AT THE END OF THE YEAR		1898.77		12978.52		6440.13		15016.77
COMPONENTS OF CASH AND CASH EQUIVALENTS								
AT THE END OF THE YEAR								
Balances with Banks		929.67		4805.28		5185.01		6842.04
Cash, Cheques & drafts on hand		969.10		8173.24		1255.12		8174.73
		1898.77		12978.52		6440.13		15016.77

Sf






SUNDARAM FINANCE

Enduring values. New age thinking.

Segment Information in respect of Consolidated Accounts for the year ended 31.03.2020

	(₹ in Lakhs)	
Business Segments	31.03.2020	31.03.2019
1. Segment Revenue		
a) Asset Financing	425043.33	318007.84
b) Insurance		
c) Others	54594.50	66782.38
Total	479637.83	384790.22
Less: Inter Segment Revenue	10096.71	15443.72
Income from Operations	469541.12	369346.50
2. Segment Results		
a) Asset Financing	96207.22	92915.39
b) Insurance		
c) Others	11636.77	14101.61
Total	107843.99	107017.00
Less: Inter Segment adjustments	8136.15	11905.28
Add: Unallocable corporate income net of expenses	248.58	81.19
Exceptional item		46585.34
Profit Before Tax	99956.42	141778.25
3. Capital Employed		
Segment assets		
a) Asset Financing	4104592.16	2982793.57
b) Insurance		
c) Others	423788.56	372537.07
Total Segment assets	4528380.72	3355330.64
Less: Inter Segment Assets	141192.66	21876.61
Add: Unallocable corporate assets	84901.72	33629.24
Add: Assets held for sale	1.25	
Total Assets	4472091.03	3367083.27
Segment Liabilities		
a) Asset Financing	3651037.74	2560565.63
b) Insurance		
c) Others	9672.01	6371.98
Total Segment Liabilities	3660709.75	2566937.61
Less: Inter Segment Liabilities	1848.36	1736.07
Add: Unallocable corporate Liabilities		2060.87
Total Liabilities	3658861.40	2567262.41



Independent Auditor's Report

To

The Board of Directors,
Sundaram Finance Limited, Chennai

Report on the audit of the Standalone Financial Results

Opinion

We have audited the accompanying annual standalone financial results of Sundaram Finance Limited, Chennai ("the company") for the year ended March 31, 2020, ("statement") attached herewith, being submitted by the company pursuant to the requirement of Regulation 33 of the SEBI (Listing Obligations and Disclosure Requirements) Regulations, 2015, as amended ("Listing Regulations").

In our opinion and to the best of our information and according to the explanations given to us these standalone financial results:

- i. are presented in accordance with the requirements of Regulation 33 of the Listing Regulations in this regard; and
- ii. give a true and fair view in conformity with the recognition and measurement principles laid down in the applicable accounting standards and other accounting principles generally accepted in India of the net profit and other comprehensive income and other financial information for the year ended March 31, 2020.

Basis for Opinion

We conducted our audit in accordance with the Standards on Auditing (SAs) specified under section 143(10) of the Companies Act, 2013 (the Act). Our responsibilities under those Standards are further described in the Auditor's Responsibilities for the Audit of the Standalone Financial Results section of our report. We are independent of the Company in accordance with the Code of Ethics issued by the Institute of Chartered Accountants of India together with the ethical requirements that are relevant to our audit of the financial results



under the provisions of the Companies Act, 2013 and the Rules thereunder, and we have fulfilled our other ethical responsibilities in accordance with these requirements and the Code of Ethics. We believe that the audit evidence we have obtained is sufficient and appropriate to provide a basis for our opinion.

Emphasis of Matter Paragraph

We draw attention to Note no: 8 relating to impact of COVID 19 Pandemic in the financial statements in which the management has described the probable impact on the company and the environment in which it operates. This note also indicates that uncertainties exist and it is currently not possible to reasonably estimate the future impact. The measures taken to deal with these circumstances were explained by the management. Our opinion is not modified in this matter.

Management's Responsibilities for the Standalone Financial Results

These annual financial results have been prepared on the basis of the annual standalone financial statements. The Company's Board of Directors are responsible for the preparation of these financial results that give a true and fair view of the net profit and other comprehensive income and other financial information in accordance with the recognition and measurement principles laid down in Indian Accounting Standards prescribed under Section 133 of the Act read with relevant rules issued thereunder and other accounting principles generally accepted in India and in compliance with Regulation 33 of the Listing Regulations. This responsibility also includes maintenance of adequate accounting records in accordance with the provisions of the Act for safeguarding of the assets of the Company and for preventing and detecting frauds and other irregularities; selection and application of appropriate accounting policies; making judgments and estimates that are reasonable and prudent; and design, implementation and maintenance of adequate internal financial controls that were operating effectively for ensuring the accuracy and completeness of the



accounting records, relevant to the preparation and presentation of the standalone financial results that give a true and fair view and are free from material misstatement, whether due to fraud or error.

In preparing the annual standalone financial results, the Board of Directors are responsible for assessing the Company's ability to continue as a going concern, disclosing, as applicable, matters related to going concern and using the going concern basis of accounting unless the Board of Directors either intends to liquidate the Company or to cease operations, or has no realistic alternative but to do so. The Board of Directors are also responsible for overseeing the Company's financial reporting process.

Auditor's Responsibilities for the Audit of the Standalone Financial Results

Our objectives are to obtain reasonable assurance about whether the annual standalone financial results as a whole are free from material misstatement, whether due to fraud or error, and to issue an auditor's report that includes our opinion. Reasonable assurance is a high level of assurance, but is not a guarantee that an audit conducted in accordance with SAs will always detect a material misstatement when it exists. Misstatements can arise from fraud or error and are considered material if, individually or in the aggregate, they could reasonably be expected to influence the economic decisions of users taken on the basis of these annual standalone financial results.

As part of an audit in accordance with SAs, we exercise professional judgment and maintain professional skepticism throughout the audit. We also:

- Identify and assess the risks of material misstatement of the standalone financial results, whether due to fraud or error, design and perform audit procedures responsive to those risks, and obtain audit evidence that is sufficient and appropriate to provide a basis for our opinion. The risk of not detecting a material misstatement resulting from fraud is



higher than for one resulting from error, as fraud may involve collusion, forgery, intentional omissions, misrepresentations, or the override of internal control.

- Obtain an understanding of internal control relevant to the audit in order to design audit procedures that are appropriate in the circumstances, but not for the purpose of expressing an opinion on the effectiveness of the company's internal control.
- Evaluate the appropriateness of accounting policies used and the reasonableness of accounting estimates and related disclosures made by the Board of Directors.
- Conclude on the appropriateness of the Board of Directors' use of the going concern basis of accounting and, based on the audit evidence obtained, whether a material uncertainty exists related to events or conditions that may cast significant doubt on the Company's ability to continue as a going concern. If we conclude that a material uncertainty exists, we are required to draw attention in our auditor's report to the related disclosures in the financial results or, if such disclosures are inadequate, to modify our opinion. Our conclusions are based on the audit evidence obtained up to the date of our auditor's report. However, future events or conditions may cause the Company to cease to continue as a going concern.
- Evaluate the overall presentation, structure and content of the annual standalone financial results, including the disclosures, and whether the financial results represent the underlying transactions and events in a manner that achieves fair presentation.

We communicate with those charged with governance regarding, among other matters, the planned scope and timing of the audit and significant audit findings, including any significant deficiencies in internal control that we identify during our audit.

We also provide those charged with governance with a statement that we have complied with relevant ethical requirements regarding independence, and to communicate with them



Sundaram and Srinivasan
Chartered Accountants

all relationships and other matters that may reasonably be thought to bear on our independence, and where applicable, related safeguards.

Other Matter

The statement includes the results for the quarter ended March 31, 2020 being the balancing figure between the audited figures in respect of the full financial year ended March 31, 2020 and the published unaudited year-to-date figures up to the third quarter of the current financial year, which were subjected to a limited review by us, as required under the Listing Regulations.

For Sundaram & Srinivasan
Chartered Accountants
Firm Registration No. 004207S


K Srinivasan

Partner

Membership Number : 005809
UDIN:20005809AAAADW5831

Place: Chennai
Date : 29.05.2020



Independent Auditor's Report

To

The Board of Directors,
Sundaram Finance Limited, Chennai

Report on the audit of the Consolidated Financial Results

Opinion

We have audited the accompanying Statement of Consolidated Financial Results of Sundaram Finance Limited, Chennai ("Holding company") and its subsidiaries (holding company and its subsidiaries together referred to as "the Group"), its associates and joint ventures for the quarter ended and year ended March 31, 2020 ("the Statement"), being submitted by the holding company pursuant to the requirement of Regulation 33 of the SEBI (Listing Obligations and Disclosure Requirements) Regulations, 2015, as amended ("Listing Regulations").

In our opinion and to the best of our information and according to the explanations given to us, and based on the consideration of the reports of the other auditors on separate financial statements/ financial information of subsidiaries, associates and joint ventures, the Statement:

- a. includes the results of the following entities:

Holding Company

Sundaram Finance Limited

Subsidiary Companies

Sundaram Asset Management Company Limited

Sundaram Asset Management Singapore Pte Limited



Sundaram Alternate Assets Limited

Sundaram Trustee Company Limited

LGF Services Limited

Sundaram Finance Holdings Limited

Sundaram Business Services Limited

Sundaram Home Finance Limited (w.e.f 1.10.2019)

Sundaram Fund Services Limited (w.e.f 1.8.2019)

Joint Ventures

Royal Sundaram General Insurance Company Limited

Sundaram Home Finance Limited (upto 30.9.2019)

Sundaram Fund Services Limited (upto 31.7.2019)

Associates

Axles India Limited

Turbo Energy Private Limited

Transenergy Limited

Sundaram Dynacast Private Limited

Sundaram Hydraulics Limited

Flometallic India Private Limited

Dunes Oman LLC (FZC)

- b. is presented in accordance with the requirements of Regulation 33 of the Listing Regulations, as amended; and
- c. gives a true and fair view, in conformity with the applicable accounting standards, and other accounting principles generally accepted in India, of consolidated total comprehensive income (comprising of net profit and other comprehensive income) and other financial information of the Group for the quarter and year ended March 31, 2020.



Basis for Opinion

We conducted our audit in accordance with the Standards on Auditing (SAs) specified under section 143(10) of the Companies Act, 2013 (the Act). Our responsibilities under those Standards are further described in the Auditor's Responsibilities for the Audit of the Consolidated Financial Results section of our report. We are independent of the Group, its associates and joint ventures in accordance with the Code of Ethics issued by the Institute of Chartered Accountants of India together with the ethical requirements that are relevant to our audit of the financial statements under the provisions of the Companies Act, 2013 and the Rules thereunder, and we have fulfilled our other ethical responsibilities in accordance with these requirements and the Code of Ethics. We believe that the audit evidence obtained by us and other auditors in terms of their reports referred to in "Other Matter" paragraph below, is sufficient and appropriate to provide a basis for our opinion.

Emphasis of Matter

We draw attention to Note no 8 relating to impact of COVID 19 Pandemic in the financial statements in which the management has described the probable impact on the company and the environment in which it operates. This note also indicates that uncertainties exist and it is currently not possible to reasonably estimate the future impact. The measures taken to deal with these circumstances were explained by the management. Our opinion is not modified in this matter.

Management's Responsibilities for the Consolidated Financial Results

The Statement has been prepared on the basis of the consolidated annual financial statements.

The Holding Company's Board of Directors are responsible for the preparation and presentation of these consolidated financial results that give a true and fair view of the net



profit and other comprehensive income and other financial information of the Group including its associates and joint ventures in accordance with the recognition and measurement principles laid down under Section 133 of the Act read with relevant rules issued thereunder and other accounting principles generally accepted in India and in compliance with Regulation 33 of the Listing Regulations. The respective Board of Directors of the companies included in the Group and of its associates and joint ventures are responsible for maintenance of adequate accounting records in accordance with the provisions of the Act for safeguarding of the assets of the Group and its associates and joint ventures and for preventing and detecting frauds and other irregularities; selection and application of appropriate accounting policies; making judgments and estimates that are reasonable and prudent; and the design, implementation and maintenance of adequate internal financial controls, that were operating effectively for ensuring accuracy and completeness of the accounting records, relevant to the preparation and presentation of the consolidated financial results that give a true and fair view and are free from material misstatement, whether due to fraud or error, which have been used for the purpose of preparation of the consolidated financial results by the Directors of the Holding Company, as aforesaid.

In preparing the consolidated financial results, the respective Board of Directors of the companies included in the Group and of its associates and joint ventures are responsible for assessing the ability of the Group and of its associates and joint ventures to continue as a going concern, disclosing, as applicable, matters related to going concern and using the going concern basis of accounting unless the respective Board of Directors either intends to liquidate the Group or to cease operations, or has no realistic alternative but to do so.

The respective Board of Directors of the companies included in the Group and of its associates and joint ventures are responsible for overseeing the financial reporting process of the Group and of its associates and jointly controlled entities.



Auditor's Responsibilities for the Audit of the Consolidated Financial Results

Our objectives are to obtain reasonable assurance about whether the consolidated financial results as a whole are free from material misstatement, whether due to fraud or error, and to issue an auditor's report that includes our opinion. Reasonable assurance is a high level of assurance, but is not a guarantee that an audit conducted in accordance with SAs will always detect a material misstatement when it exists. Misstatements can arise from fraud or error and are considered material if, individually or in the aggregate, they could reasonably be expected to influence the economic decisions of users taken on the basis of these consolidated financial results.

As part of an audit in accordance with SAs, we exercise professional judgment and maintain professional skepticism throughout the audit. We also:

- Identify and assess the risks of material misstatement of the consolidated financial results, whether due to fraud or error, design and perform audit procedures responsive to those risks, and obtain audit evidence that is sufficient and appropriate to provide a basis for our opinion. The risk of not detecting a material misstatement resulting from fraud is higher than for one resulting from error, as fraud may involve collusion, forgery,
- Omissions, misrepresentations, or the override of internal control.
- Obtain an understanding of internal control relevant to the audit in order to design audit procedures that are appropriate in the circumstances, but not for the purpose of expressing an opinion on the effectiveness of the company's internal control.
- Evaluate the appropriateness of accounting policies used and the reasonableness of accounting estimates and related disclosures made by the Board of Directors.
- Conclude on the appropriateness of the Board of Directors' use of the going concern basis of accounting and, based on the audit evidence obtained, whether a material uncertainty exists related to events or conditions that may cast significant doubt on



the ability of the Group and its associates and jointly controlled entities to continue as a going concern. If we conclude that a material uncertainty exists, we are required to draw attention in our auditor's report to the related disclosures in the consolidated financial results or, if such disclosures are inadequate, to modify our opinion. Our conclusions are based on the audit evidence obtained up to the date of our auditor's report. However, future events or conditions may cause the Group and its associates and jointly controlled entities to cease to continue as a going concern.

- Evaluate the overall presentation, structure and content of the consolidated financial results, including the disclosures, and whether the consolidated financial results represent the underlying transactions and events in a manner that achieves fair presentation.
- Obtain sufficient appropriate audit evidence regarding the financial results/financial information of the entities within the Group and its associates and jointly controlled entities to express an opinion on the consolidated Financial Results. We are responsible for the direction, supervision and performance of the audit of financial information of such entities included in the consolidated financial results of which we are the independent auditors. For the other entities included in the consolidated Financial Results, which have been audited by other auditors, such other auditors remain responsible for the direction, supervision and performance of the audits carried out by them. We remain solely responsible for our audit opinion.

We communicate with those charged with governance of the Holding Company and such other entities included in the consolidated financial results of which we are the independent auditors regarding, among other matters, the planned scope and timing of the audit and significant audit findings, including any significant deficiencies in internal control that we identify during our audit.



We also provide those charged with governance with a statement that we have complied with relevant ethical requirements regarding independence, and to communicate with them all relationships and other matters that may reasonably be thought to bear on our independence, and where applicable, related safeguards.

We also performed procedures in accordance with the circular issued by the SEBI under Regulation 33(8) of the Listing Regulations, as amended, to the extent applicable.

Other Matters

We did not audit the financial statements / financial information of six subsidiaries, whose financial statements / financial information reflect total assets of Rs.1,72,246.02 Lakhs as at 31st March, 2020, total revenues of Rs.39,264.72 Lakhs and net cash outflows amounting to Rs.142.96 Lakhs for the year ended on that date, as considered in the consolidated financial results. The consolidated financial results also include the Group's share of net profit (including Other Comprehensive Income) of Rs.900.62 Lakhs for the year ended 31st March, 2020, as considered in the consolidated financial results, in respect of three associates whose financial statements / financial information have not been audited by us. These financial statements / financial information have been audited by other auditors whose reports have been furnished to us by the Management and our opinion on the consolidated financial results, in so far as it relates to the amounts and disclosures included in respect of these subsidiaries and associates, and our report in terms of sub-sections (3) and (11) of Section 143 of the Act, in so far as it relates to the aforesaid subsidiaries and associates, is based solely on the reports of the other auditors.

The consolidated financial results also include the Group's share of net loss (including Other Comprehensive Income) of Rs.438.80 Lakhs for the year ended 31st March, 2020, as considered in the consolidated financial results in respect of a joint venture, whose financial statements / financial information have not been audited by us. These statements have been audited by other auditors under Indian GAAP and have been certified by the other auditors




and the management of the said company under Ind AS and have been furnished to us for the purpose of consolidation. Our opinion on the consolidated financial results, in so far as it relates to the amounts and disclosures included in respect of the above joint venture, and our report in terms of sub-sections (3) and (11) of Section 143 of the Act in so far as it relates to the aforesaid joint venture, is based solely on such certified financial statements / financial information furnished to us by the management. In our opinion and according to the information and explanations given to us by the Management, these financial statements / financial information are not material to the Group.

Our opinion on the consolidated Financial Results is not modified in respect of matters stated above with respect to our reliance on the work done and the reports of the other auditors and the Financial Results / financial information certified by the Board of Directors.

The Financial Results include the results for the quarter ended 31.3.2020 being the balancing figure between the audited figures in respect of the full financial year and the published unaudited year to date figures up to the third quarter of the current financial year which were subject to limited review by us.

For Sundaram & Srinivasan
Chartered Accountants
Firm Registration No. 004207S


K Srinivasan
Partner

Membership Number : 005809
UDIN:20005809AAAADW5831

Place: Chennai
Date : 29.05.2020





Fin:142:2020-21
29th May 2020

The Manager
National Stock Exchange of India Ltd
Debt Market Listing Department
Exchange Plaza, Bandra Kurla Complex
Bandra East, Mumbai 400 051

Dear Sir,

Sub : Disclosure under Reg.52 of SEBI (Listing Obligation and Disclosure Requirements) Regulations, 2015

As required under Reg.52 (4) of the SEBI (Listing Obligation and Disclosure Requirements) Regulations, 2015 we provide the following details:

1. Credit Rating:

Credit Rating of Secured Non Convertible Debentures

ICRA AAA with Stable Outlook
CRISIL AAA with Stable Outlook

No change in the credit ratings for the year 31st March 2020.

2. Debt Equity Ratio:

Debt equity ratio as on 31st March 2020 is 4.9

3. Previous due date for the payment of Interest / Principal for the Non Convertible Debt Securities and whether the same has been paid or not:

Principal / Interest payments paid during the period 1st Oct 2019 to 31st Mar 2020 are enclosed vide Annexure - 1

4. Next due date for the payment of Interest / Principal for the Non Convertible Debt Securities:

Principal / Interest payments dues during the period 1st Apr 2020 to 30th Sep 2020 are enclosed vide Annexure - 2



Sundaram Finance Limited



SUNDARAM FINANCE

Enduring values. New age thinking.

5. **Outstanding Redeemable Preference Shares:** NIL

6. **Debenture Redemption Reserve (DRR):**

As per the Companies (Share Capital and Debentures) Rules, 2014 read with the Companies Act, 2013, DRR is not required to be created for issue of privately placed debentures by Non-Banking Finance Companies registered with Reserve Bank of India under Section 45 IA of the RBI (Amendment) Act 1997.

7. **Net Worth as of 31st March 2020:**

Rs.5547.37 Crore

8. **Net Profit after tax for the year 2019-20:**

Rs.723.95 Crore

9. **Earnings per share for the year 2019-20:**

Rs.65.16

The Certificate from the Debenture Trustee, viz., M/s. IDBI Trusteeship Services Limited, Mumbai, to be submitted in accordance with Regulation 52(5), will be sent in due course.

Further, as required under Reg. 57(2), we confirm that all the documents and intimations have been submitted to Debenture Trustees in terms of Debenture Trust Deed and Securities and Exchange Board of India (Issue and Listing of Debt Securities) Regulations, 2008.

Thanking you,

Yours truly
For Sundaram Finance Limited

M Ramaswamy
Chief Financial Officer

Sundaram Finance Limited

Annexure - 2

ISIN NO	Series	Issue Size (Rs. In lakhs)	Maturity Date	Principal / Interest Due Date	Category
INE660A07QF5	T 11	50000	03-Apr-23	03-Apr-20	Interest
INE660A07NU1	P 6	5000	20-Apr-21	20-Apr-20	Interest
INE660A07PY8	T 1	50000	26-Apr-21	27-Apr-20 *	Interest
INE660A07NY3	P 10	10000	27-May-20	27-May-20	Principal + Interest
INE660A07PZ5	T 2	30000	31-May-21	01-Jun-20 *	Interest
INE660A07PZ5	T 2 (Reissue 01)	23500	31-May-21	01-Jun-20 *	Interest
INE660A07PZ5	T 2 (Reissue 02)	21500	31-May-21	01-Jun-20 *	Interest
INE660A07PZ5	T 2 (Reissue 03)	6000	31-May-21	01-Jun-20 *	Interest
INE660A07OT1	Q 2	25000	08-Jun-20	08-Jun-20	Principal + Interest
INE660A07OY1	Q 9	10000	20-Jul-20	19-Jun-20	Interest
INE660A07QB4	T 5	15000	15-Jul-22	17-Jul-20	Interest
INE660A07OY1	Q 9	10000	20-Jul-20	20-Jul-20	Principal + Interest
INE660A07QC2	T 6	50000	22-Jul-21	22-Jul-20	Interest
INE660A07PS0	R 7	60000	28-Aug-20	28-Aug-20	Principal + Interest
INE660A07PE0	Q 15	59000	01-Sep-20	01-Sep-20	Principal + Interest
INE660A07PE0	Q 15 (Reissue 01)	16000	01-Sep-20	01-Sep-20	Principal + Interest

* Since due date falls on a holiday, payment date has been mentioned



Annexure - 1

ISIN NO	Series	Issue Size (Rs. In lakhs)	Maturity Date	Principal / Interest Due Date	Category	Paid / Unpaid
INE660A07PF7	Q 16	20000	09-Nov-20	09-Oct-19	Interest	Paid
INE660A07PG5	Q 17	20000	09-Oct-19	09-Oct-19	Principal + Interest	Paid
INE660A07PF7	Q 16 (Reissue 01)	15000	09-Nov-20	09-Oct-19	Interest	Paid
INE660A07PH3	Q 18	10000	15-Jan-21	15-Nov-19	Interest	Paid
INE660A07PH3	Q 18 (Reissue 01)	6000	15-Jan-21	15-Nov-19	Interest	Paid
INE660A07OX3	Q 8	10000	16-Dec-19	16-Dec-19	Principal + Interest	Paid
INE660A07PJ9	Q 20	9000	29-Mar-21	13-Jan-2020 *	Interest	Paid
INE660A07PJ9	Q 20 (Reissue 01)	5000	29-Mar-21	13-Jan-2020 *	Interest	Paid
INE660A07PJ9	Q 20 (Reissue 02)	15500	29-Mar-21	13-Jan-2020 *	Interest	Paid
INE660A07PJ9	Q 20 (Reissue 03)	2500	29-Mar-21	13-Jan-2020 *	Interest	Paid
INE660A07PJ9	Q 20 (Reissue 04)	10000	29-Mar-21	13-Jan-2020 *	Interest	Paid
INE660A07PJ9	Q 20 (Reissue 05)	10000	29-Mar-21	13-Jan-2020 *	Interest	Paid
INE660A07OM6	P 25	10000	23-Mar-20	23-Jan-20	Interest	Paid
INE660A07PP6	R 4	30000	28-Jan-20	28-Jan-20	Principal + Interest	Paid
INE660A07OQ7	P 29	2500	28-Feb-20	28-Feb-20	Principal + Interest	Paid
INE660A07PO9	R 3	12500	20-Mar-20	20-Mar-20	Principal + Interest	Paid
INE660A07PO9	R 3 (Reissue 01)	5000	20-Mar-20	20-Mar-20	Principal + Interest	Paid
INE660A07PO9	R 3 (Reissue 02)	5000	20-Mar-20	20-Mar-20	Principal + Interest	Paid
INE660A07OM6	P 25	10000	23-Mar-20	23-Mar-20	Principal + Interest	Paid
INE660A07PX0	R 13	16000	29-Mar-21	27-Mar-20	Interest	Paid
INE660A07OR5	P 30	20000	31-Mar-20	31-Mar-20	Principal + Interest	Paid

* Since due date falls on a holiday, the actual date of payment has been mentioned





FIN:138:2020-21
29th May 2020

The Manager
National Stock Exchange of India Limited
Debt Market- Listing Department
Exchange Plaza
Bandra Kurla Complex, Bandra (E)
Mumbai -400051

Sub: Annual Disclosure to be made by Large Corporates for the Financial Year 2019-20

As required by the circular no SEBI/HO/DDHS/CIR/P/2018/144 dated 26th Nov 2018, regarding "Fund raising by issuance of Debt Securities by Large Entities, we wish to provide the details of incremental borrowings made during the Financial Year 2019-20 in the prescribed format set out vide Annexure B 1 of the aforesaid circular.


1. Name of the Company: Sundaram Finance Limited
2. CIN: L65191TN1954PLC002429
3. Report filed for FY: 2019-20
4. Details of the borrowings (all figures in Rs crore):

S.No.	Particulars	Details
i.	Incremental borrowing done in FY (a)	12057.81
ii.	Mandatory borrowing to be done through issuance of debt securities (b) = (25% of a)	3014.45
iii.	Actual borrowings done through debt securities in FY (c)	5807.40
iv.	Shortfall in the mandatory borrowing through debt securities, if any (d) = (b) - (c) {If the calculated value is zero or negative, write "nil"}	NIL
v.	Reasons for short fall, if any, in mandatory borrowings through debt securities	NA

For Sundaram Finance Limited

For Sundaram Finance Limited


P Viswanathan
Secretary & Compliance Officer


M Ramaswamy
Chief Financial Officer

Contact Details:
Phone - 044-28881207
Mail - pv@sundaramfinance.in

Contact Details:
Phone -044-28881341
Mail - m.ramaswamy@sundaramfinance.in

Sundaram Finance Limited



SUNDARAM FINANCE
Enduring values. New age thinking.

Sundaram Finance FY20 Net Profit at Rs. 724crores

Revenues up 16% at Rs. 3842crores

Board recommends Final Dividend of Rs. 3per share

Chennai May 29, 2020: Non-Banking Finance Company Sundaram Finance Ltd., has registered a Net Profit of Rs. 723.95crores for the year ended 31st March 2020. The company had registered net profit of Rs. 1126crores for the year ended 31st March 2019. However, the net profit of the previous year included an exceptional one time income of Rs. 522crores on account of sale of shares in Royal Sundaram and hence the profit numbers of the two years are not comparable on a like to like basis.

Revenue from operations for the year ended 31st March 2020 increased 16% to Rs. 3842crores from Rs. 3321crores registered in the corresponding period of the previous year. The Gross Receivables stood at Rs. 35088crores as on 31st March 2020 as against Rs. 33447crores as on 31st March 2019 registering a growth of 5%.

The Board of the Company has recommended a Final Dividend of Rs.3per share.

Gross and Net Stage 3 assets as on 31st March 2020, stood at 2.47% and 1.65% respectively.

Q4 Net Profit at Rs. 131crores

The company registered a Net Profit of Rs.130.89crores for the quarter ended 31st March 2020. The company had registered net profit of Rs. 675crores for the quarter ended 31st March 2019. However, these two numbers are not comparable on a like to like basis as the net profit for the Q4 ended 31st March 2019 included an exceptional income of Rs. 522crores on account of sale of shares in Royal Sundaram.

Revenue from operations for the fourth quarter ended 31st March 2020 increased 7% to Rs. 942crores as compared to Rs. 884crores registered in the corresponding period of the previous year.

Rajiv Lochan appointed as Director – Strategy

Sundaram Finance has appointed Rajiv C Lochan as Director - Strategy on the Board of the company with effect from 3rd June 2020. Rajiv Lochan has been on the Board as an independent director for the last few years. He has 2 decades of experience in the field of management, especially in the areas of finance, social sector, and public health.

On the Outlook for the year, Srinivasaraghavan said, “We live in a time of great uncertainty and the overall outlook for the economy is not promising. The first half of the year is likely to be muted and any recovery is likely only in the second half.”

Set up in 1954, the Sundaram Finance Group’s services include financing for the entire range of commercial vehicles, passenger cars and construction equipment, as well as specially designed working capital products such as fuel finance and tyre finance. The company is also into home loans, mutual funds, non-life insurance, IT, BPO and distribution of a wide range of financial products and services. The company has over 600 branches spread across the country.

Media Contact: S. Prabhu@ 94440 40748 or sprabhu@proPR.in

