



AMJ LAND HOLDINGS LIMITED

Registered Office

SW: 86

27th July, 2021

The Manager,
Listing Department,
**National Stock Exchange of India
Ltd.,**
Exchange Plaza, 5th Floor,
Plot No. C/1, G Block,
Bandra Kurla Complex, Bandra (E),
Mumbai - 400 051.

Scrip Code:- AMJLAND

The Manager,
Corporate Relationship Department,
BSE Ltd.,
Phiroze Jeejeebhoy Towers,
Dalal Street,
MUMBAI - 400 001.

Scrip Code:- 500343

Dear Sir/Madam,

Subject: Annual Report for the Financial Year 2020-21.


Pursuant to the Regulation 34 of the SEBI (Listing Obligation and Disclosure Requirements) Regulations, 2015 we have enclosed the Annual Report of the Company for the Financial Year 2020-21 for your information and record.

The said Annual Report is also available on the website of the Company at www.amjland.com.

Thanking you,

Yours Faithfully,

For **AMJ Land Holdings Limited**


Shrihari Waychal
Company Secretary
Encl.: As Above



Registered Office:

Thergaon, Chinchwad, Pune-411033 Tel: +91-20-30613333, Fax : +91-20-3061 3388
E-Mail : sk@pudumjee.com. CIN L21012MH1964PLC013058 GSTIN:27AABCP0310Q1ZG

Corporate Office:

Jatia Chambers, 60, Dr. V.B.Gandhi Marg, Kalaghoda. Mumbai-400001 India.
Tel: +91-22-30213333, 22674485, 66339300, Fax: +91-22-22658316.
E-Mail: pudumjee@pudumjee.com Web Site: www.amjland.com

AMJ LAND HOLDINGS LIMITED



**Annual Report
2020 - 2021**

AMJ LAND HOLDINGS LIMITED

DIRECTORS :

A. K. JATIA Chairman
S. K. BANSAL
DR. ASHOK KUMAR
V. K. BESWAL
NANDAN DAMANI
MS. PREETI MEHTA

BANKERS :

AXIS BANK LIMITED
IDBI BANK LIMITED

SOLICITORS :

KANGA & COMPANY

AUDITORS :

J. M. AGRAWAL & COMPANY

REGISTERED OFFICE :

THERGAON, PUNE 411 033.

REGISTRAR & TRANSFER AGENTS :

KFIN TECHNOLOGIES PRIVATE LIMITED,

UNIT : AMJ LAND HOLDINGS LIMITED

KARVY SELENIUM TOWER B, PLOT NO. 31 & 32,
GACHIBOWLI, FINANCIAL DISTRICT, NANAKRAMGUDA,
SERILINGAMPALLY, **HYDERABAD – 500 032.**

E-MAIL: EINWARD.RIS@KFINTECH.COM

DEMAT STOCK CODE :

INE606A01024

EQUITY SHARES ARE LISTED AT :

BSE LTD. (SCRIP CODE: 500343) AND

NATIONAL STOCK EXCHANGE OF INDIA LTD. (SYMBOL: AMJLAND)

NOTICE

The 56th Annual General Meeting of the Shareholders of AMJ Land Holdings Limited will be held on Saturday, the 21st day of August, 2021 at 11:30 a.m. (IST) through Video Conference ("VC") / Other Audio Visual Means ("OAVM") without physical presence of the Shareholders at a common venue, to transact the following businesses.

ORDINARY BUSINESS:

- 1) To receive, consider and adopt the Audited Standalone and Consolidated Financial Statements of the Company for the Financial Year ended 31st March, 2021 comprising the Audited Balance Sheet as at 31st March, 2021 and the Statement of Profit and Loss and Cash Flow Statement for the year ended on that date and the Reports of the Board of Directors and Auditors' thereon.
- 2) To appoint a Director in place of Dr. Ashok Kumar (DIN: 07111155), who retires by rotation and being eligible, offers himself for re-appointment.
- 3) To declare a dividend on equity shares of the Company for the year 2020-21.
- 4) To consider and, if thought fit, to pass, with or without modification(s), the following Resolution as an Ordinary Resolution:

"RESOLVED THAT pursuant to the provision of Section 139 and other applicable provisions, if any, of the Companies Act, 2013 read with the Companies (Audit and Auditors) Rules, 2014, the appointment of M/s. J. M. Agrawal & Company, Chartered Accountants (Firm Registration No.100130W), the Auditors of the Company made vide Shareholders' Resolution passed in 52nd Annual General Meeting held on 22nd July, 2017, from the conclusion of this (56th) Annual General meeting till the conclusion of next (57th) Annual General Meeting of the Company be and is hereby ratified on such remuneration as may be fixed by the Board of Directors of the Company on the recommendation of the Audit Committee".

SPECIAL BUSINESS:

- 5) To consider and, if thought fit, to pass, with or without modification(s), the following Resolution as an Ordinary Resolution:

"RESOLVED THAT pursuant to the applicable provisions of the Companies Act, 2013 and the provisions of Regulation 23 of the SEBI (Listing Obligations and Disclosure Requirements) Regulations, 2015, consent of the Shareholders of the Company be and is hereby accorded to the Board of Directors of the Company (hereinafter referred to as "the Board" which term shall be deemed to include any Committee of the Board constituted to exercise its powers, including the powers conferred by this resolution) to the undernoted subsisting contract/arrangement to be entered into other than those already entered and further authorized to deal in related party transaction as under:

Name of the Related Party	Nature of Transaction	Aggregate Amount (₹)	Duration of Agreement/ Contract
Pudumjee Paper Products Limited	Sale of Renewable Energy Certificate (REC) or payment in lieu thereof.	Aggregate Consideration not exceeding ₹ 200 Lakhs per Financial Year.	Continuous Arrangement

RESOLVED FURTHER THAT for the purpose of giving effect to this Resolution the Board of Directors of the Company be and is hereby authorised to do all such acts, deeds, matters and things as it may, deem necessary, and to execute all necessary documents".

Notes:

- 1) The Explanatory Statement, pursuant to Section 102 of the Companies Act, 2013 in respect of the above Item No. 5 is annexed hereto.
- 2) In view of the continuing Covid-19 pandemic and restrictions on the movements apart from social distancing, the Ministry of Corporate Affairs ("MCA") has vide its Circular dated 13th January, 2021 read with Circulars dated 5th May, 2020, 8th April, 2020 and 13th April, 2020 (collectively referred to as "MCA Circulars") and SEBI vide its Circular dated 12th May, 2020 read with Circular dated 15th January, 2021 permitted holding of the Annual General Meeting of Companies through Video Conferencing or Other Audio Visual Means ("VC" or "OAVM"), without requiring the physical presence of the Shareholders at a common venue.
- 3) In compliance with the applicable provisions of the Companies Act, 2013 read with the MCA Circulars and SEBI (Listing Obligations and Disclosure Requirements) Regulations, 2015, the 56th Annual General Meeting of the Company is being conducted through Video Conferencing ("VC") (hereinafter referred to as "AGM" or "e-AGM"). The proceedings of the AGM shall be deemed to be conducted at the Registered Office of the Company which shall be the deemed Venue of the "AGM" or "e-AGM".
- 4) e-AGM: The Company has appointed National Securities Depository Limited (NSDL) to provide Video Conferencing facility for the e-AGM.
- 5) The Register of Members and Transfer Books of the Company will be closed from Saturday, the 14th day of August, 2021, to Saturday, the 21st day of August, 2021 (both days inclusive).
- 6) The Dividend, when sanctioned, will be paid (subject to deduction of tax at source, if any) on and from 01st September, 2021. The dividend in respect of shares held in physical form will be paid to those shareholders whose names stand on the Company's Register of Members as holders of the shares on 21st August, 2021. The dividend in respect of shares held in the electronic form will be paid to the beneficial owners of the shares whose names are appearing in the Register of Members as Beneficial Owner, at the close of business hours on 13th August, 2021 as per the details furnished by the Depositories for this purpose. The payment of Dividend will be subject to the provisions of Section 126 of the Companies Act, 2013.
- 7) PURSUANT TO THE PROVISIONS OF THE COMPANIES ACT, 2013, A MEMBER ENTITLED TO ATTEND AND VOTE AT THE AGM IS ENTITLED TO APPOINT A PROXY TO ATTEND AND VOTE ON HIS/HER BEHALF AND THE PROXY NEED NOT BE A MEMBER OF THE COMPANY. SINCE THIS AGM IS BEING HELD PURSUANT TO THE MCA CIRCULARS THROUGH VC, PHYSICAL ATTENDANCE OF MEMBERS HAS BEEN DISPENSED WITH. THEREFORE, THE FACILITY FOR APPOINTMENT OF PROXIES BY THE MEMBERS WILL NOT BE AVAILABLE FOR THE E-AGM AND HENCE THE PROXY FORM AND ATTENDANCE SLIP ARE NOT ANNEXED TO THIS NOTICE.
- 8) Institutional Shareholders / Corporate Shareholders (i.e. other than Individuals, HUF, NRI, etc.) are required to send scanned copy (PDF/JPG format) of the relevant Board Resolution/Authority letter, etc., authorising its representative to attend the e-AGM on its behalf and to vote through remote e-voting or during the e-AGM. The said Board Resolution/Authorisation shall be sent to the Scrutinizer through registered e-mail address to savitajyotiassociates05@gmail.com, with a copy marked to evoting@nsdl.co.in.
- 9) The Members can join the e-AGM through Video Conferencing 15 minutes before and after the scheduled time of the commencement of the e-AGM by following the procedure mentioned in the Notice. As per the MCA Circular, the facility of participation at the e-AGM through VC will be available for 1,000 members on a First-Come First-served basis. However, this restriction shall not apply to Large Shareholders (Shareholders holding 2% or more Shareholding), Promoters, Institutional Investors, Directors, Key Managerial Personnel, Chairman of the Audit Committee, Nomination and Remuneration Committee and Stakeholders Relationship Committee, Auditors etc.
- 10) The Members attending the AGM through Video Conferencing shall be counted for the purpose of reckoning the quorum under Section 103 of the Companies Act, 2013.
- 11) In compliance with the aforesaid MCA Circulars and SEBI Circular dated 12th May, 2020 and 15th January, 2021 Notice of the e-AGM along with the Annual Report 2020-21 is being sent only through

AMJ LAND HOLDINGS LIMITED

- electronic mode to those Members whose email addresses are registered with the Company/ Depositories. Members may note that the Notice calling the AGM and the Annual Report 2020-21 will also be available on the Company's website www.amjland.com, websites of the Stock Exchanges i.e. BSE Limited and National Stock Exchange of India Limited at www.bseindia.com and www.nseindia.com respectively and on the website of National Securities Depositories Limited at www.evoting.nsdl.com.
- 12) Under the Companies Act, 2013, dividends that are unclaimed for a period of seven years are required to be transferred to The Investor Education and Protection Fund (IEPF) administered by the Central Government. The Company has uploaded the details of unpaid and unclaimed amounts lying with the Company as on 20th August, 2020 (date of last Annual General Meeting) on the website of the Company viz., www.amjland.com, as also on the website of the Ministry of Corporate Affairs. The Unclaimed Dividend for the year 2013-14 will be deposited to IEPF on or before 10th November, 2021. As such, Shareholders, who have not so far encashed dividend warrants of earlier years are requested to, immediately, return the outdated warrant(s) to the Company or write to us to enable the Company to issue duplicate warrant(s)/demand draft(s) in lieu thereof.
 - 13) In compliance with the provisions of the Companies Act, 2013 read with the Investor Education and Protection Fund Authority (Accounting, Audit, Transfer and Refund) Rules, 2016, the Company has transferred 43,722 Equity Shares of face value of ₹ 2/- each (in respect of which dividend has not been paid or claimed by the Shareholders for a period of seven consecutive years or more) along with unpaid or unclaimed dividend declared for the financial year ended 31st March, 2013 and earlier periods to the Investor Education and Protection Fund Authority. Shareholders who have so far not claimed or collected their dividends for the said period may claim their dividend and shares from the Investor Education and Protection Fund Authority, by submitting an application in the prescribed form and completing the procedure to claim refund of unclaimed dividend amount and shares from IEPF Authority available on the website of the Company viz., www.amjland.com.
 - 14) Since the AGM will be held through VC, the Route Map is not annexed to this Notice.
 - 15) Members seeking any information with regard to the accounts or any matter to be placed at the AGM, are requested to write to the Company mentioning their name, demat account number/folio number, email id, mobile number on or before 13th August, 2021 through email on secretarial@pudumjee.com. The same will be replied by the Company suitably. Members may also ask their questions at the meeting by using chat box facility provided by NSDL. The questions received will be replied at AGM or Individually through e-mail as may be decided by the chairman.
 - 16) Members are requested to write/intimate to Company's Registrar and Share Transfer Agent, changes in their registered addresses, profile details, if any, for sending future communication(s), any query in connection with claim of the unclaimed and unpaid dividends, etc.
 - 17) Documents referred to in the Notice and the explanatory statement shall be available for inspection by the Members through e-mail. The Members are requested to send an e-mail to secretarial@pudumjee.com for the same.
 - 18) Register of Directors and Key Managerial Personnel and their Shareholding and Register of Contracts or arrangements in which directors are interested, will be available for inspection by the Members through e-mail. The Members are requested to send an e-mail to secretarial@pudumjee.com for the same.
 - 19) As per Regulation 40 of the SEBI Listing Regulations, as amended securities of listed companies can be transferred only in dematerialised form with effect from 01st April, 2019, except in case of request received for transmission or transposition of securities. In view of this and to eliminate all risks associated with physical shares, Members holding shares in physical form are requested to convert their holdings to dematerialised form. Members can contact the Company or Company's Registrar and Share Transfer Agent for assistance in this regard.
 - 20) As per the provisions of the Companies Act, 2013, facility for making nominations is available to the members in respect of the shares held by them. Nomination forms can be obtained from the Company's Registrars and Share Transfer Agent by Members holding shares in physical form. Members holding shares in electronic form may obtain Nomination forms from their respective Depository Participant.

- 21) Further pursuant to Rule 18(1) of the Companies (Management and Administration) Rules, 2014, the Company needs to send the Notice, Annual Report electronically on the e-mail addresses as obtained from the Company/ Depositories/ Registrar and Share Transfer Agent to the members.

If you are holding the shares of the Company in dematerialized form and already registered your e-mail address, you would be receiving the Notices of General Meeting/Postal Ballot, Annual Report and other Shareholders communication by electronic mode.

The Members who hold shares in physical mode and have not registered their e-mail address may request the Company to receive Notices of General Meeting/Postal Ballot, Annual Report and other shareholders communication by electronic mode by registering their valid e-mail address with the Company / Registrar and Share Transfer Agents.

Members are requested to support this Green Initiative by registering/updating their e-mail addresses, with the Depository Participant (in case of Shares held in dematerialised form) or with KFin Technologies Pvt. Ltd., (in case of Shares held in physical form).

- 22) Instructions for voting through e-voting and joining the e-AGM as follows:

I. Voting through electronic means:

- Pursuant to provision of Section 108 of the Companies Act, 2013 and Rule 20 of the Companies (Management and Administration) Rules, 2014, as amended from time to time and Regulation 44 of the SEBI (Listing Obligations and Disclosure Requirements) Regulations, 2015, the Company is pleased to provide to its Members facility to exercise their right to vote on all resolutions set forth in this Notice through e-Voting Services. The facility of casting the votes by the Members using an electronic voting system from a place other than venue of the Annual General Meeting ("remote e-voting") will be provided by NSDL appointed for the purpose by the Company as authorised agency.
- The Remote e-voting period commences on Wednesday, the 18th August, 2021 (9:00 a.m. IST) and ends on Friday, 20th August, 2021 (5:00 p.m. IST). During this period, Members of the Company, holding shares either in physical form or in dematerialized form, as on 13th August, 2021, may cast their vote electronically. The remote e-voting module shall be disabled by NSDL for voting thereafter. Once the vote on a resolution is cast by the Member, the Member shall not be allowed to change it subsequently.
- The Members who have cast their vote by remote e-voting prior to the meeting may also attend the meeting but shall not be entitled to cast vote again.
- The voting rights of Members shall be in proportion to their shares held in the paid up equity share capital of the Company as on 13th August, 2021.
- Any person holding shares in physical form and non-individual shareholders, who acquires shares of the Company and becomes a Member of the Company after sending of the Notice and holding shares as of the cut-off date, may obtain the login ID and password by sending a request at evoting@nsdl.co.in. However, if he / she is already registered with NSDL for remote e-Voting then he /she can use his / her existing User ID and password for casting the vote. In case of Individual Shareholders holding securities in demat mode and who acquires shares of the Company and becomes a Member of the Company after sending of the Notice and holding shares as of the cut-off date may follow steps mentioned below under "**Login method for remote e-Voting and joining virtual meeting for Individual shareholders holding securities in demat mode.**"

The detailed instructions for remote E-Voting are as under:

How do I vote electronically using NSDL e-Voting system?

The way to vote electronically on NSDL e-Voting system consists of "Two Steps" which are mentioned below:





Step 1: Access to NSDL e-Voting system

A) Login method for e-Voting and joining virtual meeting for Individual shareholders holding securities in demat mode

In terms of SEBI circular dated December 9, 2020 on e-Voting facility provided by Listed Companies, Individual shareholders holding securities in demat mode are allowed to vote through their demat

AMJ LAND HOLDINGS LIMITED

account maintained with Depositories and Depository Participants. Shareholders are advised to update their mobile number and email Id in their demat accounts in order to access e-Voting facility. Login method for Individual shareholders holding securities in demat mode is given below:

Type of shareholders	Login Method
Individual Shareholders holding securities in demat mode with NSDL.	<p>1. Existing IDeAS user can visit the e-Services website of NSDL Viz. https://eservices.nsdl.com either on a Personal Computer or on a mobile. On the e-Services home page click on the "Beneficial Owner" icon under "Login" which is available under 'IDeAS' section, this will prompt you to enter your existing User ID and Password. After successful authentication, you will be able to see e-Voting services under Value added services. Click on "Access to e-Voting" under e-Voting services and you will be able to see e-Voting page. Click on company name or e-Voting service provider i.e. NSDL and you will be re-directed to e-Voting website of NSDL for casting your vote during the remote e-Voting period or joining virtual meeting & voting during the meeting.</p>
	<p>2. If the user is not registered for IDeAS e-Services, option to register is available at https://eservices.nsdl.com. Select 'Register Online for IDeAS Portal' or click at https://eservices.nsdl.com/SecureWeb/IdeasDirectReg.jsp</p>
	<p>3. Visit the e-Voting website of NSDL. Open web browser by typing the following URL: https://www.evoting.nsdl.com/ either on a Personal Computer or on a mobile. Once the home page of e-Voting system is launched, click on the icon "Login" which is available under 'Shareholder/Member' section. A new screen will open. You will have to enter your User ID (i.e. your sixteen digit demat account number held with NSDL), Password/OTP and a Verification Code as shown on the screen. After successful authentication, you will be redirected to NSDL Depository site wherein you can see e-Voting page. Click on options available against company name or e-Voting service provider - NSDL and you will be redirected to e-Voting website of NSDL for casting your vote during the remote e-Voting period or joining virtual meeting & voting during the meeting.</p>
	<p>4. Shareholders/Members can also download NSDL Mobile App "NSDL Speede" facility by scanning the QR code mentioned below for seamless voting experience.</p> <p style="text-align: center;">NSDL Mobile App is available on</p> <div style="display: flex; justify-content: center; gap: 20px;"> <div style="text-align: center;">  App Store </div> <div style="text-align: center;">  Google Play </div> </div> <div style="display: flex; justify-content: center; gap: 20px; margin-top: 10px;">   </div>
Individual Shareholders holding securities in demat mode with CDSL	<p>1. Existing users who have opted for Easi / Easiest, they can login through their user id and password. Option will be made available to reach e-Voting page without any further authentication. The URL for users to login to Easi / Easiest are https://web.cdslindia.com/myeasi/home/</p>

	<p>login or www.cdslindia.com and click on New System Myeasi.</p> <p>2. After successful login of Easi/Easiest the user will be also able to see the E Voting Menu. The Menu will have links of e-Voting service provider i.e. NSDL. Click on NSDL to cast your vote.</p> <p>3. If the user is not registered for Easi/Easiest, option to register is available at https://web.cdslindia.com/myeasi/Registration/EasiRegistration</p> <p>4. Alternatively, the user can directly access e-Voting page by providing demat Account Number and PAN No. from a link in www.cdslindia.com home page. The system will authenticate the user by sending OTP on registered Mobile & Email as recorded in the demat Account. After successful authentication, user will be provided links for the respective ESP i.e. NSDL where the e-Voting is in progress.</p>
Individual Shareholders (holding securities in demat mode) login through their depository participants	You can also login using the login credentials of your demat account through your Depository Participant registered with NSDL/CDSL for e-Voting facility. Once login, you will be able to see e-Voting option. Once you click on e-Voting option, you will be redirected to NSDL/CDSL Depository site after successful authentication, wherein you can see e-Voting feature. Click on options available against company name or e-Voting service provider-NSDL and you will be redirected to e-Voting website of NSDL for casting your vote during the remote e-Voting period or joining virtual meeting & voting during the meeting.

Important note: Members who are unable to retrieve User ID/ Password are advised to use Forget User ID and Forget Password option available at abovementioned website.

Helpdesk for Individual Shareholders holding securities in demat mode for any technical issues related to login through Depository i.e. NSDL and CDSL.

Login type	Helpdesk details
Individual Shareholders holding securities in demat mode with NSDL	Members facing any technical issue in login can contact NSDL helpdesk by sending a request at evoting@nsdl.co.in or call at toll free no.: 1800 1020 990 and 1800 22 44 30
Individual Shareholders holding securities in demat mode with CDSL	Members facing any technical issue in login can contact CDSL helpdesk by sending a request at helpdesk.evoting@cdslindia.com or contact at 022- 23058738 or 022-23058542-43

B) Login Method for shareholders other than Individual shareholders holding securities in demat mode and shareholders holding securities in physical mode.

How to Log-in to NSDL e-Voting website?

1. Visit the e-Voting website of NSDL. Open web browser by typing the following URL: <https://www.evoting.nsdl.com/> either on a Personal Computer or on a mobile.
2. Once the home page of e-Voting system is launched, click on the icon "Login" which is available under 'Shareholder/Member' section.
3. A new screen will open. You will have to enter your User ID, your Password/OTP and a Verification Code as shown on the screen.
Alternatively, if you are registered for NSDL eservices i.e. IDEAS, you can log-in at <https://eservices.nsdl.com/> with your existing IDEAS login. Once you log-in to NSDL eservices after using your log-in credentials, click on e-Voting and you can proceed to Step 2 i.e. Cast your vote electronically.
4. Your User ID details are given below :

AMJ LAND HOLDINGS LIMITED

Manner of holding shares i.e. Demat (NSDL or CDSL) or Physical	Your User ID is:
a) For Members who hold shares in demat account with NSDL.	8 Character DP ID followed by 8 Digit Client ID For example if your DP ID is IN300*** and Client ID is 12***** then your user ID is IN300***12*****.
b) For Members who hold shares in demat account with CDSL.	16 Digit Beneficiary ID For example if your Beneficiary ID is 12***** then your user ID is 12*****.
c) For Members holding shares in Physical Form.	EVEN Number followed by Folio Number registered with the company For example if folio number is 001*** and EVEN is 101456 then user ID is 101456001***

5. Password details for shareholders other than Individual shareholders are given below:
- If you are already registered for e-Voting, then you can use your existing password to login and cast your vote.
 - If you are using NSDL e-Voting system for the first time, you will need to retrieve the 'initial password' which was communicated to you. Once you retrieve your 'initial password', you need to enter the 'initial password' and the system will force you to change your password.
 - How to retrieve your 'initial password'?
 - If your email ID is registered in your demat account or with the company, your 'initial password' is communicated to you on your email ID. Trace the email sent to you from NSDL from your mailbox. Open the email and open the attachment i.e. a .pdf file. Open the .pdf file. The password to open the .pdf file is your 8 digit client ID for NSDL account, last 8 digits of client ID for CDSL account or folio number for shares held in physical form. The .pdf file contains your 'User ID' and your 'initial password'.
 - If your email ID is not registered, please follow steps mentioned below in **process for those shareholders whose email ids are not registered**.
6. If you are unable to retrieve or have not received the "Initial password" or have forgotten your password:
- Click on "**Forgot User Details/Password?**" (If you are holding shares in your demat account with NSDL or CDSL) option available on www.evoting.nsdl.com.
 - Physical User Reset Password?**" (If you are holding shares in physical mode) option available on www.evoting.nsdl.com.
 - If you are still unable to get the password by aforesaid two options, you can send a request at evoting@nsdl.co.in mentioning your demat account number/folio number, your PAN, your name and your registered address etc.
 - Members can also use the OTP (One Time Password) based login for casting the votes on the e-Voting system of NSDL.
7. After entering your password, tick on Agree to "Terms and Conditions" by selecting on the check box.
8. Now, you will have to click on "Login" button.
9. After you click on the "Login" button, Home page of e-Voting will open.

Step 2: Cast your vote electronically and join General Meeting on NSDL e-Voting system.

How to cast your vote electronically and join General Meeting on NSDL e-Voting system?

- After successful login at Step 1, you will be able to see all the companies "EVEN" in which you are holding shares and whose voting cycle and General Meeting is in active status.
- Select "EVEN" of company for which you wish to cast your vote during the remote e-Voting period and casting your vote during the General Meeting. For joining virtual meeting, you need to click on "VC/OAVM" link placed under "Join General Meeting".
- Now you are ready for e-Voting as the Voting page opens.
- Cast your vote by selecting appropriate options i.e. assent or dissent, verify/modify the number of shares for which you wish to cast your vote and click on "Submit" and also "Confirm" when prompted.
- Upon confirmation, the message "Vote cast successfully" will be displayed.
- You can also take the printout of the votes cast by you by clicking on the print option on the confirmation

page.

7. Once you confirm your vote on the resolution, you will not be allowed to modify your vote.

II. Voting at the e-AGM:

1. The procedure for e-Voting on the day of the e-AGM is same as the instructions mentioned above for remote e-voting.
2. Only those Members/Shareholders, who will be present in the e-AGM through Video Conferencing facility and have not casted vote through remote e-Voting are eligible to vote through e-Voting at the e-AGM.
3. However, Members/Shareholders, who have voted through Remote e-Voting will be eligible to attend the e-AGM.
4. The details of the person who may be contacted for any grievances connected with the facility for e-Voting on the day of the e-AGM shall be the same person mentioned for Remote e-voting.

III. General guidelines for Members:

1. It is strongly recommended not to share your password with any other person and take utmost care to keep your password confidential. Login to the e-voting website will be disabled upon five unsuccessful attempts to key in the correct password. In such an event, you will need to go through the "Forgot User Details/Password?" or "Physical User Reset Password?" option available on www.evoting.nsdcl.com to reset the password.
2. In case of any queries, you may refer the Frequently Asked Questions (FAQs) for Shareholders and e-voting user manual for Shareholders available at the download section of www.evoting.nsdcl.com or call on toll free no.: 1800-222-990 / 1800-224-430 or send a request at evoting@nsdl.co.in

Process for those shareholders whose email ids are not registered with the depositories for procuring user id and password and registration of e-mail ids for e-voting for the resolutions set out in this notice:

1. In case shares are held in physical mode please provide Folio No., Name of shareholder, scanned copy of the share certificate (front and back), PAN (self attested scanned copy of PAN card), AADHAR (self attested scanned copy of Aadhar Card) by email to einward.ris@kfintech.com.
2. In case shares are held in demat mode, please provide DPID-CLID (16 digit DPID + CLID or 16 digit beneficiary ID), Name, client master or copy of Consolidated Account statement, PAN (self attested scanned copy of PAN card), AADHAR (self attested scanned copy of Aadhar Card) to einward.ris@kfintech.com. If you are an Individual shareholders holding securities in demat mode, you are requested to refer to the login method explained at **step 1 (A)** i.e. Login method for e-Voting and joining virtual meeting for Individual shareholders holding securities in demat mode.
3. Alternatively shareholder/members may send a request to evoting@nsdl.co.in for procuring user id and password for e-voting by providing above mentioned documents.

IV. INSTRUCTIONS FOR MEMBERS FOR ATTENDING THE AGM THROUGH VC/OAVM ARE AS UNDER:

1. Member will be provided with a facility to attend the AGM through VC/OAVM through the NSDL e-Voting system. Members may access by following the steps mentioned above for **Access to NSDL e-Voting system**. After successful login, you can see link of "VC/OAVM link" placed under "**Join General meeting**" menu against company name. You are requested to click on VC/OAVM link placed under Join General Meeting menu. The link for VC/OAVM will be available in Shareholder/Member login where the EVEN of Company will be displayed. Please note that the members who do not have the User ID and Password for e-Voting or have forgotten the User ID and Password may retrieve the same by following the remote e-Voting instructions mentioned in the notice to avoid last minute rush.
2. Members are encouraged to join the Meeting through Laptops for better experience.
3. Further Members will be required to allow Camera and use Internet with a good speed to avoid any disturbance during the meeting.
4. Please note that Participants Connecting from Mobile Devices or Tablets or through Laptop connecting via Mobile Hotspot may experience Audio/Video loss due to Fluctuation in their respective network. It is therefore recommended to use Stable Wi-Fi or LAN Connection to mitigate any kind of aforesaid glitches.
5. Members who would like to express their views or ask questions during the e-AGM may register themselves as a speaker by sending their request from their registered e-mail address mentioning their name, DP ID and Client ID / folio number, PAN, mobile number at secretarial@pudumjee.com. The Speaker registration will be open from Thursday, 12th August, 2021 (9:00 a.m. IST) to Saturday, 14th August, 2021 (5:00 p.m. IST). Those Members who have registered themselves as a speaker will only be allowed to express their views/

AMJ LAND HOLDINGS LIMITED

ask questions during the e-AGM. The Company reserves the right to restrict the number of speakers depending on the availability of time for the e-AGM.

V. Other Instructions:

1. Mrs. Savita Jyoti, Practicing Company Secretary has been appointed as the Scrutinizer to scrutinize the e-voting process and voting at the e-AGM in a fair and transparent manner.
2. The Scrutinizer shall, immediately after the conclusion of voting at the e-AGM, first count the votes cast at the meeting, thereafter unblock the votes cast through remote e-voting in the presence of at least two witnesses, not in the employment of the Company and make, not later than 48 hours from the conclusion of the meeting, a consolidated scrutiniser's report of the total votes cast in favour or against, if any, to the Chairman/Company Secretary of the Company, who shall countersign the same.
3. The results declared alongwith the Scrutiniser's Report shall be placed on the Company's website www.amjland.com and on the website of NSDL <https://www.evoting.nsdl.com> and communicated to the Stock Exchanges.

23) Tax Deduction on Dividend : As per the Income-Tax Act, 1961 ("IT Act"), as amended by the Finance Act, 2020, dividends paid or distributed by the Company after 01st April, 2020 shall be taxable in the hands of the Shareholders. The Company shall therefore be required to deduct tax at source ("TDS") at the time of making payment of the said Dividend. For the prescribed rates for various categories, the Shareholders are requested to refer to the Finance Act, 2020 and amendments thereof. The Shareholders are requested to note that in case their PAN is not registered, the tax will be deducted at a higher rate of 20%. However, no tax shall be deducted on the dividend payable to a resident individual shareholder if the total dividend to be received during a Financial Year does not exceed ₹ 5,000/-.

Resident Individual Shareholders with PAN and who is not liable to pay income tax can submit a yearly declaration in Form No. 15G/15H, to avail the benefit of non-deduction of tax at source.

Non-Resident Shareholders can avail beneficial rates under tax treaty between India and their country of residence, subject to providing necessary documents i.e. No Permanent Establishment and Beneficial Ownership Declaration, Tax Residency Certificate, Form 10F, self-attested copy of Pan Card or any other document which may be required to avail the tax treaty benefits.

Shareholders holding shares under multiple accounts under different/status category and single PAN, may note that, higher of the tax as applicable to the status in which shares held under a PAN will be considered on their entire holding in different accounts.

The requisite form for claiming tax exemption can be downloaded from the website of the Company at www.amjland.com.

The aforementioned documents (duly completed and signed) are required to be uploaded on the website of KFIn Technologies Private Limited ('KFintech') the Registrar and Transfer Agent at <https://ris.kfintech.com/form15> or by sending hard copy of the said documents at the registered office of the Company through registered post/courier before 12th August, 2021 in order to enable the Company to determine and deduct appropriate TDS/Withholding Tax. The Shareholders may note that, incomplete and/or unsigned forms and declarations will not be considered by the Company. No communication on the tax determination/deduction shall be entertained after 12th August, 2021.

The Shareholders may note that in case tax on dividend is deducted at a higher rate in the absence of receipt of any of the aforementioned details/documents from the shareholders, the shareholders may consider filing their return of income and claiming an appropriate refund, as may be eligible. No claim shall lie against the Company for such taxes deducted.

The Company shall arrange to e-mail the soft copy of the TDS certificate to shareholders at the registered e-mail id within the prescribed time, post payment of the said dividend, if declared in the AGM. The details of TDS deducted can also be viewed in Form 26AS at TRACES <https://www.tdscpc.gov.in/app/login.xhtml> or the website of the Income Tax department of India at <https://www.incometax.gov.in/home>

In the event of any income tax demand (including interest, penalty, etc.) arising from any misrepresentation, inaccuracy or omission of information provided by the Shareholder/s, such Shareholder/s will be responsible to indemnify the Company, and also provide the Company with all information/documents and co-operation in any assessment/ appellate proceedings before the Tax/Government authorities.

Registered Office:

Thergaon, Pune-411033.

Tel: +91-20-30613333

Fax : +91-20-40773388

CIN: L21012MH1964PLC013058

Web Site : www.amjland.com

29th May, 2021

By Order of the Board,
AMJ Land Holdings Limited,

Shrihari Waychal
Company Secretary.

ANNEXURE TO THE NOTICE**Explanatory Statement Pursuant to Section 102 of the Companies Act, 2013**

The following Explanatory Statement sets out all the material facts relating to items of business as mentioned in Item No. 5 under Special Business in the accompanying Notice dated 29th May, 2021 convening the Annual General Meeting.

ITEM NO. 5

The provisions of the Companies Act, 2013 and Regulation 23 of the SEBI (Listing Obligations and Disclosure Requirements) Regulations, 2015 provide that, all material related party transactions shall require approval of the Shareholders of the Company.

In compliance with the above provisions the proposed agreement/arrangement/ contract to be entered (other than those already approved) into with the party as specified in the proposed Ordinary resolution placed for your approval. It may be noted that, related party shall abstain from voting on such resolutions whether the entity is a related party to the particular transaction or not.

Pudumjee Paper Products Limited is related party by virtue of below mentioned criteria:

Name of the Related Party	Nature of Transaction	Aggregate Amount (₹)	Duration of Agreement/Contract	Interested Director
Pudumjee Paper Products Limited	Sale of Renewable Energy Certificate (REC) or payment in lieu thereof.	Aggregate Consideration not exceeding ₹ 200 Lakhs per Financial Year.	Continuous Arrangement	Common Directors are Mr. A. K. Jatia, Mr. S. K. Bansal and Dr. Ashok Kumar. Mr. A. K. Jatia alongwith his relatives holds more than 2% of paid share capital of the Company.

Except above, none of the other Directors, Key Managerial Personnel of the Company and their relatives are concerned or interested, monetarily or otherwise in proposed Ordinary Resolution.

The Resolution at Item No. 5 of the Notice is recommended by the Board to be passed as an Ordinary Resolution.

Registered Office:
Thergaon, Pune-411033.
Tel: +91-20-30613333
Fax : +91-20-40773388
CIN: L21012MH1964PLC013058
Web Site : www.amjland.com
29th May, 2021

By Order of the Board,
AMJ Land Holdings Limited,

Shrihari Waychal
Company Secretary.

AMJ LAND HOLDINGS LIMITED

ANNEXURE TO AGM NOTICE

The Statement of disclosures pursuant to Regulation 36(3) of SEBI (Listing Obligations and Disclosure Requirements) Regulations, 2015 and Secretarial Standard-2 on General Meetings, is as under:

Name of the Director	Dr. Ashok Kumar
DIN	07111155
Date of Birth	02.02.1956
Qualification	M.E. (Chemical Engineer), Ph.D. (Pulp Processing)
Brief Resume and Expertise in specific functional area of the Director	Dr. Ashok Kumar has wide and varied experience over three decades in the Paper Industry.
Date of appointment in the Current Designation	01.02.2016
Shareholding in the Company	NIL
Directorships in other Companies	Listed Company: 1.Pudumjee Paper Products Limited Unlisted Company: Nil
Memberships/ Chairmanship of Committees of Other Companies*	Nil
Inter-se relationship between Directors and other Key Managerial Personnel	He is not related with any Director and Key Managerial Personnel of the Company.
Number of Meetings of the Board attended during the financial year 2020-21	4
Details of remuneration last drawn during the financial year 2020-21	N.A.

* Committees considered the Audit and Stakeholders Relationship Committee.

FINANCIAL HIGHLIGHTS (CONSOLIDATED)

PARTICULARS	₹ In Lakhs										
	2021	2020	2019	2018	2017	2016 [#]	2015	2014	2013	2012	2011
Shareholders' Funds	11,746	10,319	10,371	10,455	9,852	9,168	19,965	18,121	15,482	14,266	13,095
Borrowed Funds	675	1,056	336	793	1,411	1,553	11,511	10,423	10,900	15,000	8,486
TOTAL	12,421	11,375	10,707	11,248	11,263	10,721	31,476	28,544	26,382	29,266	21,581
Net Fixed Assets	3,131	3,277	3,433	3,538	3,686	3,387	17,344	16,342	16,804	16,476	9,617
Investments	3,710	2,347	1,486	2,646	1,695	1,107	1,418	2,066	1,654	1,195	2,115
Working Capital	5,580	5,751	5,788	5,064	5,882	6,227	12,714	10,136	7,924	11,595	9,849
TOTAL	12,421	11,375	10,707	11,248	11,263	10,721	31,476	28,544	26,382	29,266	21,581
Book value of Equity per shares (₹)	28*	25*	25*	26*	24*	22*	49*	44*	38*	35*	32*
Earning per shares (₹)	1.08*	2.39*	1.07*	0.81*	1.70*	1.76*	5.06*	3.46*	4.03*	2.71*	1.80*
Dividend per share (₹)	0.20*	0.20*	0.30*	0.20*	0.20*	0.20*	0.30*	0.30*	0.30*	0.30*	0.30*

* ₹ 2/- per share

Demerger on 01.02.2016 w.e.f. 01.04.2014.

DIRECTORS' REPORT

To the Members,

The Directors have pleasure in presenting before you the 56th Annual Report of the Company together with the Audited Financial Statements for the year ended 31st March, 2021. The accounts are prepared in accordance with the Companies (Indian Accounting Standards) Rule, 2015 (IND AS) prescribed under Section 133 of the Companies Act, 2013.

FINANCIAL RESULTS:

	2020-2021 (₹ In Lakhs)	2019-2020 (₹ In Lakhs)
The Earnings Before Interest, Tax, Depreciation and Amortization (EBITDA)	857.16	1,274.42
Less:		
i) Finance cost	0.09	1.75
ii) Depreciation/Impairment	184.87	184.66
The net profit before Tax	672.20	1,088.01
Less:		
Provision for Current Tax	122.00	282.20
Provision/(Saving) for Deferred Taxation	84.83	(163.79)
Net Profit After Tax	465.37	969.60
Add:		
Other Comprehensive Income/(Expense) (does not include FVOCI shown as other reserve)	14.12	2.06
The balance of Profit brought forward from last year	6,282.94	5,758.41
Total	6,762.43	6,730.07
Less:		
Dividend Paid on Equity Shares	-	205.00
Tax Paid on Dividend	-	42.14
Transfer to General Reserve	-	200.00
Balance of Profit/(Loss) of Pudumjee Investment & Finance Company (Pursuant to Scheme of Merger by Absorption)	(294.65)	-
Total	(294.65)	447.14
Balance proposed to be carried forward to next year's accounts	6,467.78	6,282.93

CONSOLIDATED FINANCIAL STATEMENTS:

Pursuant to Sections 129, 134 of the Companies Act, 2013 (the Act), the Consolidated Financial Statements of the Company, in accordance with schedule III of the Act and applicable Accounting Standards forms part of this Annual Report.

DIVIDEND:

The Board of Directors recommends the payment of Dividend for the year ended 31st March, 2021 at the rate of ₹ 0.20 per share. If approved, the Equity Dividend shall be paid, subject to the provision of Section 126 of the Companies Act, 2013 to those Shareholders whose names stand on the Register of Members on 21st August, 2021.

The Dividend in respect of shares held in electronic form, will be paid to all those beneficial owners of the shares as per the details furnished by depositories for the purpose at the close of business hours on 13th August, 2021.

OPERATIONS:

The Company is mainly engaged in the business of Real Estate development and generation of power from its three wind mills located in Maharashtra.

The Company is a partner in Pudumjee G:Corp Developers for developing residential and commercial units under "GREENS" at Thergaon, Pune 411033. So far seven buildings having about 594 apartments and 58 commercial units have been handed over to the customers. The Company's plans to launch 7th residential building has got delayed for want of approvals due to the prevailing pandemic situation. Meanwhile, the Development Control Regulations have undergone a change and a newly Unified Development Control and Promotion Regulations have come into force which seeks to increase Floor Space Index as also to rationalize various other regulations. The Directors are happy to inform that this 7th residential building comprising about 124 apartments have just received approval from Local authorities and as soon as remaining other procedural formalities are completed, the Firm may launch this building in the 2nd quarter of this year.

Having regard to the wider acceptability of 'GREENS', the Company doesn't expect the prevailing conditions to adversely affect the project as is observed from fresh firm inquiry being received by it.

The Company has been sharing 60% of the Firm's profits. The Reconstitution of Partnership arrangement enables the Company now to share 95% of its profits with effect from 1st April, 2021 with it being also responsible for day-to-day management of the project "GREENS".

Following Percentage Completion Method of Accounting the Company's share of loss (net of tax) in the firm works out to ₹ 28.08 lakhs as against its profit of last year of ₹ 130.37 lakhs.

The "GREEN VILLE" project to be developed by the Company continues to be put on hold in view of uncertainty about the applicability of repealed ULC Act. The Company has initiated necessary steps with a view to obtain clarity in the matter.

The wind power plants have generated in aggregate about 55.21 lakhs Kwh units (last year 68.56 lakhs Kwh) of power being supplied to consumers under Open Access arrangements. In view of lower generation of power during the year as also imposition of higher levies under such arrangement, the profitability of these plants has substantially reduced.

PERFORMANCE AND FINANCIAL POSITION OF EACH OF THE ASSOCIATES AND JOINT VENTURE COMPANIES:

Pursuant to Rule 8 of the Companies (Accounts) Rules, 2014, the information on the performance and financial position of each of the associate, joint venture Companies, etc. as included in consolidated financial statement is provided in Annexure-1 to this report.

MERGER OF SUBSIDIARY COMPANY WITH THE COMPANY:

As you are aware that, the Board had approved the Scheme of Merger by Absorption of Pudumjee Investment & Finance Company Limited, wholly owned subsidiary of the Company with the Company and had filed an application/petition, with the Hon'ble National Company Law Tribunal, Mumbai Bench for approval of the scheme.

During the year, the Hon'ble National Company Law Tribunal (NCLT), Mumbai Bench had approved the Scheme of Merger by Absorption of Pudumjee Investment & Finance Company Limited, wholly owned subsidiary of the Company with the Company ('the Scheme') vide its order dated 15th October, 2020. The said Order of NCLT was filed with the Registrar of Companies, Pune on 25th November, 2020. Accordingly, the Scheme takes effect from the Appointed Date which is 1st April, 2018.

Post-Merger, the Pudumjee Investment & Finance Company Limited (Transferor Company) stood dissolved without winding up and the Undertaking of the Transferor Company are transferred to and vested in the Company without any further act or deed.

Further, pursuant to the said Scheme, the Authorised Share Capital of the Company stands increased by the Authorised Share Capital of the Transferor Company by altering the Capital Clause in the Memorandum of Association of the Company.

TRANSFER OF AMOUNTS AND SHARES TO INVESTOR EDUCATION AND PROTECTION FUND:

Pursuant to the provision of Sections 124 and 125 of the Companies Act, 2013 (corresponding to section 205A of Companies Act, 1956), relevant amounts like unclaimed dividend etc., which remained unpaid or unclaimed for a period of seven years have been transferred by the Company, from time to time on due dates, to the Investor Education and Protection Fund ('IEPF').

AMJ LAND HOLDINGS LIMITED

In compliance with these provisions read with the Investor Education and Protection Fund Authority (Accounting, Audit, Transfer and Refund) Rules, 2016, the Company has transferred 43,722 shares to the Demat Account of the IEPF Authority maintained with NSDL, in respect of which dividend had remained unpaid/unclaimed for a consecutive period of 7 years or more. The details of the Shareholders whose shares transferred to IEPF Authority and procedure to claim refund of unclaimed dividend amount and shares from IEPF authority are available on the website of the Company viz: www.amjland.com.

AUDITORS:

M/s. J. M. Agrawal & Company, Chartered Accountants, have been appointed as Statutory Auditors of the Company at the 52nd Annual General Meeting to hold office up to the conclusion of 57th Annual General Meeting. M/s. J. M. Agrawal & Company, have given their consent to act as the Auditors of the Company till conclusion of 57th Annual General Meeting. The Company has received a Certificate from M/s. J. M. Agrawal & Company, to the effect that their appointment, would be within the prescribed limits under section 141 and other applicable provisions of the Companies Act, 2013 read with the Companies (Audit and Auditors) Rules, 2014 and that they are not disqualified for appointment. The Shareholders will be required to ratify the appointment of the auditors and fix their remuneration at the ensuing Annual General Meeting.

There is no adverse remark or qualification in the Statutory Auditor's Report annexed elsewhere in this Annual Report.

The Auditors have reported that there is no fraud on or by the Company noticed or reported during the year.

DIRECTORS AND KEY MANAGERIAL PERSONEL (KMP):

During the year under review, the Shareholders of the Company at their 55th Annual General Meeting held on 20th August, 2020 was appointed Ms. Preeti Gautam Mehta (DIN: 00727923), as a Non-Executive Independent Director of the Company for another term with effect from 19th September, 2020 to 31st October, 2024.

Mr. R. M. Kulkarni, Company Secretary and Compliance Officer of the Company retired from the services of the Company with effect from Close of the business hours of 30th June, 2020 and Mr. Shrihari Waychal, Compliance Officer, appointed as Company Secretary & Key Managerial Personnel of the Company w.e.f. 01st November, 2020.

The Board places on record its appreciation for the services, guidance and contributions rendered by Mr. R. M. Kulkarni during his tenure as Company Secretary and Compliance Officer with the Company.

In terms of Provisions of Companies Act, 2013, Dr. Ashok Kumar (DIN: 07111155), Non-Executive Non-Independent Director of the Company, retires by rotation at the ensuing Annual General Meeting, and being eligible, offers himself for re-appointment.

The Company has received declarations from all the Independent Directors of the Company confirming that they meet the criteria of independence as prescribed both under the applicable provisions of the Companies Act, 2013 and applicable regulations of the SEBI (Listing Obligations and Disclosure Requirements) Regulations, 2015 and also confirming that they are not debarred from holding the office of Director by virtue of any SEBI order or any other such authority.

SECRETARIAL AUDITOR:

The provisions of Section 204 read with Section 134(3) of the Companies Act, 2013 and rules made thereunder, mandates Secretarial Audit of the Company from a Company Secretary in Practice. The Board in its meeting held on 05th August, 2020 has appointed M/s. Parikh & Associates, Practicing Company Secretaries (Certificate of Practice No. 1228) as the Secretarial Auditor for the financial year ending 31st March, 2021. The Secretarial Auditors' Report for the financial year 2020-21 is annexed hereto and marked as Annexure- 2.

There is no adverse remark or qualification in the Secretarial Audit Report.

The Company has complied with the applicable Secretarial Standards during the year issued by the Institute of Company Secretaries of India.

MEETINGS:

During the year 4 Board and 4 Audit Committee Meetings were convened and held. The details of which are given in the Corporate Governance Report that forms part of this Annual Report. The intervening gap between the Meetings was within permissible period prescribed under the Companies Act, 2013 and SEBI (Listing Obligations and Disclosure Requirements) Regulations, 2015 (SEBI) and as per the Circulars issued by the Ministry of Corporate Affairs and SEBI.

CORPORATE SOCIAL RESPONSIBILITY (CSR):

The Board of Directors has constituted the Corporate Social Responsibility Committee. The major role of this Committee is to formulate, recommend, implement and monitor the CSR policy, activities to be undertaken by the Company and to meet/contribute expenditure towards its recommended Corporate Social Responsibility objectives. Some of The activities which will be undertaken by the Company through an eligible trust(s) are as under:

- a) Education
- b) Environment Protection and
- c) Vocational & Professional Training

The CSR committee comprises of the following members:

Sr. No.	Name of the Director	Category	Designation
1.	Ms. Preeti Gautam Mehta	Non-Executive Independent Director	Chairperson
2.	Mr. Vinod Kumar Beswal	Non-Executive Independent Director	Member
3.	Mr. Arunkumar Mahabirprasad Jatia	Non-Executive Chairman and Director	Member
4.	Mr. Surendra Kumar Bansal	Whole-Time Director & CFO	Member

The CSR Policy is uploaded on the website of the Company viz: www.amjland.com.

During the year, the Company has allocated and disbursed total amount of ₹ 9 Lakhs to M/s. M. P. Jatia Charitable Trust (CSR Registration Number: CSR00003040), an eligible Trust, to be spent on the activities of Education, Environment protection and Vocational & Professional Training.

The other relevant disclosures as stipulated under the Companies (Corporate Social Responsibility Policy) Rules, 2014 are given in Annexure-3.

The entire allocated amount was paid to M/s. M. P. Jatia, Charitable Trust. However, the said trust was not able to spend the entire amount on the specified activities during the year due to insufficient time.

PARTICULARS OF LOANS, GUARANTEES OR INVESTMENTS:

The loans, guarantees or investments made by the Company are within the limits of Section 186 of the Companies Act, 2013 and Rules made there under as approved by Shareholders vide special resolution passed at 49th Annual General Meeting of the Company.

The summary of such transactions is provided in Annexure-4 to this Report.

PARTICULARS OF CONTRACTS OR ARRANGEMENTS WITH RELATED PARTIES:

A policy on Related Party Transactions has been adopted by the Board of Directors at its meeting held on 1st November, 2014 for determining the materiality of transactions with related parties and dealings with them. The said policy is available at the Company's website at <http://www.amjland.com/uploads/policies/Policy%20on%20Related%20Party%20Transactions.pdf> . The Audit Committee reviews all related party transactions quarterly as also when necessary.

Pursuant to Sections 134(3), 188(1) of the Companies Act, 2013 read with Rule 8(2) of the Companies (Accounts) Rules, 2014 the particulars of contracts/arrangements entered into by the Company with related parties referred to in sub-section (1) of section 188 of the Companies Act, 2013 in Form AOC-2 are provided under Annexure-5.

AMJ LAND HOLDINGS LIMITED

ANNUAL EVALUATION OF PERFORMANCE OF BOARD DIRECTOR(S) AND COMMITTEE(S):

As required under Companies Act, 2013, a meeting of the Independent Directors was held on 06th February, 2021. The Independent Directors evaluated the performance of the Non-Independent Directors, wherein the evaluation of performance of the Non-Independent Directors, including the Chairman and also of the Board as a whole was made, against pre-defined and identified criteria.

The criteria for evaluation of the performance of the Independent Directors, Chairman and the Board, was finalized by the Nomination and Remuneration Committee in its meeting held on 14th February, 2015, the said committee has carried out evaluation of the performance of every Director. The said criteria is available at the Company's website at www.amjland.com. The Board of Directors at their meeting held on 06th February, 2021 has evaluated the performance of Independent Directors. The performance of the Committee was also generally discussed and evaluated.

While evaluating, the principles and guidelines issued vide circular no. SEBI/HO/CFD/CMD/CIR/P/2017/004 of Securities Exchange Board of India dated 5th January, 2017 on Board Evaluation have been taken into account.

FAMILIARISATION PROGRAMME:

The details of programmes for familiarisation of Independent Directors with the Company is available at the Company's website at www.amjland.com.

RISK MANAGEMENT POLICY:

In accordance with the requirements of the Act, the Company has adopted and implemented a Risk Management Policy for identifying risks to the Company, procedures to inform Board members about the risk assessment & minimization procedures, monitoring the risk management plan, etc.

REMUNERATION POLICY:

In accordance with the provisions of Section 178 and other applicable provisions of the Companies Act, 2013 and the SEBI (Listing Obligations and Disclosure Requirements) Regulations, 2015, the Company has formulated Remuneration policy which inter alia, includes the criteria for determining qualifications, positive attributes and independence of Directors. The said policy may be referred to, at the Company's website at www.amjland.com and is annexed hereto and marked as Annexure-8.

WHISTLE BLOWER POLICY/VIGIL MECHANISM:

The Company has a Whistle Blower Policy / Vigil Mechanism. The said policy has been made keeping in view of the amendments in the Companies Act, 2013 and to comply with Regulation 22 of the SEBI (Listing Obligations and Disclosure Requirements) Regulations, 2015. The said policy may be referred to, on the Company's website at <http://www.amjland.com/uploads/policies/Vigil%20Mechanism-Whistle%20Blower%20Policy.pdf>

PARTICULARS OF EMPLOYEES:

Pursuant to Section 197 of the Companies Act, 2013 read with Companies (Appointment and Remuneration of Managerial Personnel) Rules 2014, the statement giving required details is given in the Annexures-6A and 6B to this report.

DISCLOSURE UNDER THE SEXUAL HARASSMENT OF WOMEN AT WORKPLACE (PREVENTION, PROHIBITION AND REDRESSAL) ACT, 2013:

An Internal Complaints Committee ('Sexual Harassment Committee') has been constituted, under the Sexual Harassment of Women at Workplace (Prevention, Prohibition and Redressal) Act, 2013, to deal with the complaints, if any, from the Company and other Companies in the Pudumjee Group.

During the year under review, there was no complaint of discrimination and harassment (including Sexual Harassment) received by the Committee.

CONSERVATION OF ENERGY, TECHNOLOGY ABSORPTION & FOREIGN EXCHANGE EARNINGS AND OUTGO:

As the Company is not engaged in the manufacturing activities, the information related to Conservation of energy, technology absorption is not applicable.

During the year under review, no Foreign Exchange was earned and used.

REPORT ON CORPORATE GOVERNANCE:

The report on Corporate Governance in accordance with the guidelines of the Securities & Exchange Board of India and pursuant to applicable provisions of the SEBI (Listing Obligations and Disclosure Requirements) Regulations, 2015, is attached and marked as Annexure-7.

ANNUAL RETURN:

Pursuant to the provisions of Companies Act, 2013, a copy of Annual Return for the financial year 2019-20 is available on the website of the Company at <http://amjland.com/uploads/financial/AMJ-MGT-7-2019-2020.pdf> and a copy of Annual Return for the financial year 2020-21 will be available on the website of the Company after submission of the same to the Registrar of Companies.

SIGNIFICANT AND MATERIAL ORDERS:

There is no significant and material order passed by the Regulators or Courts or Tribunals impacting the going concern status and Company's operations in future.

DIRECTORS' RESPONSIBILITY STATEMENT :

The Directors confirm that:

- a) in the preparation of the annual accounts, the applicable accounting standards have been followed along with proper explanation relating to material departures;
- b) the Directors have selected such accounting policies and applied them consistently and made judgments and estimates that are reasonable and prudent so as to give a true and fair view of the state of affairs of the Company at the end of the financial year and of the profit of the Company for that period;
- c) the Directors have taken proper and sufficient care for the maintenance of adequate accounting records in accordance with the provisions of the Companies Act, 2013 for safeguarding the assets of the Company and for preventing and detecting fraud and other irregularities;
- d) the Directors have prepared the annual accounts on a going concern basis;
- e) the Directors have laid down internal financial controls to be followed by the Company and that such internal financial controls are adequate and were operating effectively.
- f) the Directors have devised proper systems to ensure compliance with the provisions of all applicable laws and that such systems were adequate and operating effectively.

ACKNOWLEDGEMENTS :

Your Directors express their appreciation of the continued support and co-operation received from the all the stakeholders and employees of the Company.

On behalf of the Board of Directors,

A. K. Jatia,
Chairman.

Place : Pune

Date : 29th May, 2021

ANNEXURE-1

PERFORMANCE AND FINANCIAL POSITION OF EACH OF THE ASSOCIATE AND JOINT VENTURE COMPANIES:

(Pursuant to Rule 8 of Companies (Accounts) Rules, 2014)

(₹ In Lakhs Except for EPS and Dividend)

Name of the Company (Subsidiary, Associate, Joint Venture, etc.)	3P Land Holdings Limited	Biodegradable Products India Limited (Formerly Known as Pudumjee Plant Laboratories Limited)	GCORP AMJ Land Township Private Limited
Nature of the Company (Subsidiary, Associate, JV, etc.)	(Under IND AS) Associate Company	(Under IND AS) Associate Company	(Under IND AS) Joint venture Company
Ownership Interest of the Company	27.24%	27.11%	50.00%
Sales/Revenue	140.61	0.58	0.71
Profit/(Loss) after tax before OCI	(13.60)	(285.79)	0.33
Current Assets	1,384.74	27.81	165.06
Loans & Borrowings	-	3,713.21	-
Current Liabilities	3.31	666.45	0.11
Net Fixed Assets	30.76	198.40	-
Non Current Assets (Investments)	3,287.33	3,244.47	0.12
Paid up Share Capital	360.00	249.00	201.00
Reserves and Surplus	4,302.27	(1,956.39)	(35.93)
Earnings - ₹ per Equity Share	(0.08)	(11.48)	0.02
Dividend - ₹ per Equity Share	Nil	Nil	Nil

On behalf of the Board of Directors,

A. K. Jatia,
Chairman.

Place : Pune

Date : 29th May, 2021

ANNEXURE-2
FORM No. MR - 3
SECRETARIAL AUDIT REPORT
FOR THE FINANCIAL YEAR ENDED MARCH 31, 2021

[Pursuant to section 204 (1) of the Companies Act, 2013 and Rule No. 9 of the Companies
(Appointment and Remuneration of Managerial Personnel) Rules, 2014]

To,

The Members,

AMJ LAND HOLDINGS LIMITED

We have conducted the secretarial audit of the compliance of applicable statutory provisions and the adherence to good corporate practices by AMJ LAND HOLDINGS LIMITED (hereinafter called "the Company"). Secretarial Audit was conducted in a manner that provided us a reasonable basis for evaluating the corporate conducts/statutory compliances and expressing our opinion thereon.

Based on our verification of the Company's books, papers, minute books, forms and returns filed and other records maintained by the Company, the information to the extent provided by the Company, its officers, agents and authorised representatives during the conduct of secretarial audit, the explanations and clarifications given to us and the representations made by the Management and considering the relaxations granted by the Ministry of Corporate Affairs and the Securities and Exchange Board of India warranted due to the spread of the COVID-19 pandemic, we hereby report that in our opinion, the Company has during the audit period covering the financial year ended on March 31, 2021, generally complied with the statutory provisions listed hereunder and also that the Company has proper Board processes and compliance mechanism in place to the extent, in the manner and subject to the reporting made hereinafter:

We have examined the books, papers, minute books, forms and returns filed and other records made available to us and maintained by the Company for the financial year ended on March 31, 2021 according to the applicable provisions of:

- (i) The Companies Act, 2013 (the Act) and the rules made thereunder;
- (ii) The Securities Contract (Regulation) Act, 1956 ('SCRA') and the rules made thereunder;
- (iii) The Depositories Act, 1996 and the Regulations and Bye-laws framed thereunder;
- (iv) Foreign Exchange Management Act, 1999 and the rules and regulations made thereunder to the extent of Foreign Direct Investment, Overseas Direct Investment and External Commercial Borrowings;
- (v) The following Regulations and Guidelines prescribed under the Securities and Exchange Board of India Act, 1992 ('SEBI Act'):
 - (a) The Securities and Exchange Board of India (Substantial Acquisition of Shares and Takeovers) Regulations, 2011;
 - (b) The Securities and Exchange Board of India (Prohibition of Insider Trading) Regulations, 2015;
 - (c) The Securities and Exchange Board of India (Issue of Capital and Disclosure Requirements) Regulations, 2018 and amendments from time to time; (Not applicable to the Company during the audit period)
 - (d) The Securities and Exchange Board of India (Share Based Employee Benefits) Regulations, 2014; (Not applicable to the Company during the audit period)
 - (e) The Securities and Exchange Board of India (Issue and Listing of Debt Securities) Regulations, 2008; (Not applicable to the Company during the audit period)
 - (f) The Securities and Exchange Board of India (Registrars to an Issue and Share Transfer Agents) Regulations, 1993 regarding the Companies Act and dealing with client; (Not applicable

AMJ LAND HOLDINGS LIMITED

to the Company during the audit period)

- (g) The Securities and Exchange Board of India (Delisting of Equity Shares) Regulations, 2009; (Not applicable to the Company during the audit period) and
- (h) The Securities and Exchange Board of India (Buyback of Securities) Regulations, 2018; (Not applicable to the Company during the audit period)
- (vi) Other laws applicable specifically to the Company namely:-
 1. Transfer of Property Act, 1882
 2. Indian Contract Act, 1872
 3. Real Estate (Regulation & Development) Act, 2016
 4. The India Stamp Act 1899/Bombay Stamp Act
 5. Municipal Local Laws

We have also examined compliance with the applicable clauses of the following:

- (i) Secretarial Standards issued by The Institute of Company Secretaries of India with respect to board and general meetings.
- (ii) The Listing Agreements entered into by the Company with National Stock Exchange of India Limited and BSE Limited read with the SEBI (Listing Obligations and Disclosure Requirements) Regulations, 2015.

During the period under review, the Company has complied with the provisions of the Act, Rules, Regulations, Guidelines, standards etc. mentioned above.

We report that the Company has paid the amount of ₹ 9 Lakhs towards its Corporate Social Responsibility obligation for the year to the implementing agency and an unspent amount of ₹ 9 Lakhs is lying with them.

We further report that:

The Board of Directors of the Company is duly constituted with proper balance of Executive Directors, Non-Executive Directors and Independent Directors. The changes in the composition of the Board of Directors that took place during the period under review were carried out in compliance with the provisions of the Act.

Adequate notice was given to all directors to schedule the Board Meetings, agenda and detailed notes on agenda were sent at least seven days in advance for meetings and a system exists for seeking and obtaining further information and clarifications on the agenda items before the meeting and for meaningful participation at the meeting.

As per the minutes, the decisions at the Board Meetings were taken unanimously.

We further report that there are adequate systems and processes in the Company commensurate with the size and operations of the Company to monitor and ensure compliance with applicable laws, rules, regulations and guidelines etc.

We further report that during the audit period, the Company had following event which had bearing on the Company's affairs in pursuance of the above referred laws, rules, regulations, guidelines, standards etc.

1. The Hon'ble National Company Law Tribunal, Mumbai Bench, vide its order dated 15.10.2020 approved the Scheme of Merger by Absorption of Pudumjee Investment and Finance Company Limited (Transferor Company) with the Company (Transferee Company).

For Parikh & Associates
Company Secretaries
Signature

Place : Mumbai
Date : 29th May, 2021

Shalini Bhat
Partner
FCS No: 6484 CP No: 6994
UDIN : F006484C000391451

This Report is to be read with our letter of even date which is annexed as Annexure A and Forms an integral part of this report.

'Annexure A'

To,

The Members

AMJ LAND HOLDINGS LIMITED

Our report of even date is to be read along with this letter.

1. Maintenance of secretarial record is the responsibility of the management of the Company. Our responsibility is to express an opinion on these secretarial records based on our audit.
2. We have followed the audit practices and process as were appropriate to obtain reasonable assurance about the correctness of the contents of the secretarial records. The verification was done on test basis to ensure that correct facts are reflected in secretarial records. We believe that the process and practices, we followed provide a reasonable basis for our opinion.
3. We have not verified the correctness and appropriateness of financial records and Books of Accounts of the Company.
4. Where ever required, we have obtained the Management Representation about the Compliance of laws, rules and regulations and happening of events etc.
5. The Compliance of the provisions of Corporate and other applicable laws, rules, regulations, standards is the responsibility of management. Our examination was limited to the verification of procedure on test basis.
6. The Secretarial Audit report is neither an assurance as to the future viability of the Company nor of the efficacy or effectiveness with which the management has conducted the affairs of the Company.

For Parikh & Associates
Company Secretaries
Signature

Place : Mumbai
Date : 29th May, 2021

Shalini Bhat
Partner
FCS No: 6484 CP No: 6994
UDIN : F006484C000391451

ANNEXURE-3

THE ANNUAL REPORT ON CSR ACTIVITIES

1. Brief outline on CSR Policy of the Company: The Company believes in the CSR activities through collaboration. The Company would always like to help the entities that are in the area of social service. The entities could be Trusts which have established track record in the activities like M. P. Jatia Charitable Trust, Mumbai which has an established track record of social service. The CSR activities to be carried out by the Company through an eligible trust(s) are as under; a) Education b) Environment Protection and c) Vocational & Professional Training.

2. Composition of CSR Committee:

Sl. No.	Name of Director	Designation / Nature of Directorship	Number of meetings of CSR Committee held during the year	Number of meetings of CSR Committee attended during the year
1.	Ms. Preeti Gautam Mehta	Chairperson / Non-Executive Independent Director	1	1
2.	Mr. Vinod Kumar Beswal	Member / Non-Executive Independent Director	1	1
3.	Mr. Arunkumar Mahabirprasad Jatia	Member / Non-Executive Non-Independent Director	1	1
4.	Mr. Surendra Kumar Bansal	Member / Whole Time Director & CFO	1	1

3. Provide the web-link where Composition of CSR committee, CSR Policy and CSR projects approved by the board are disclosed on the website of the Company: www.amjland.com

4. Provide the details of Impact assessment of CSR projects carried out in pursuance of sub-rule (3) of rule 8 of the Companies (Corporate Social Responsibility Policy) Rules, 2014, if applicable (attach the report): Not Applicable

5. Details of the amount available for set off in pursuance of sub-rule (3) of rule 7 of the Companies (Corporate Social Responsibility Policy) Rules, 2014 and amount required for set off for the financial year, if any:

Sl. No.	Financial Year	Amount available for set off from preceding financial years (₹ in Lakhs)	Amount required to be set-off for the financial year, if any (₹ in Lakhs)
1.	-	Nil	Nil
	TOTAL	Nil	Nil

6. Average net profit of the Company as per section 135(5): ₹ 420.52 Lakhs

7. (a) Two percent of average net profit of the Company as per section 135(5): ₹ 8.41 Lakhs

(b) Surplus arising out of the CSR projects or programmes or activities of the previous financial years: Not Applicable

(c) Amount required to be set off for the financial year, if any: Nil

(d) Total CSR obligation for the financial year (7a+7b-7c): ₹ 8.41 Lakhs

8. (a) CSR amount spent or unspent for the financial year:

Total Amount Spent for the Financial Year. (₹ in Lakhs)	Amount Unspent (₹ in Lakhs)				
	Total Amount transferred to Unspent CSR Account as per section 135(6).		Amount transferred to any fund s specified under Schedule VII as per second proviso to section 135(5).		
	Amount	Date of transfer.	Name of the Fund	Amount	Date of transfer
9.00	Nil		Nil		

(b) Details of CSR amount spent against ongoing projects for the financial year:

(1) Sl. No.	(2) Name of the Project.	(3) Item from the list of activities in Schedule VII to the Act.	(4) Local area (Yes/No).		(5) Location of the project.	(6) Project duration	(7) Amount allocated for the project (₹ in Lakhs)	(8) Amount spent in the current financial Year (₹ in Lakhs).	(9) Amount transferred to Unspent CSR Account for the project as per Section 135(6) (₹ in Lakhs).	(10) Mode of Implementation - Direct (Yes/No).	(11) Mode of Implementation - Through Implementing Agency	
			State	District							Name	CSR Registration number.
1.	Education	(ii)	No	Rajasthan	Bissau, Jhunj-hunu	3 Years	9.00	9.00	Nil	No	M/s. M.P.Jatia Charitable Trust	CSR00 003040
2.	Environment Protection	(iv)										
3.	Vocational & Professional Training	(ii)										
	Total						9.00	9.00	Nil			

(c) Details of CSR amount spent against other than ongoing projects for the financial year: Not Applicable

(1) Sl. No.	(2) Name of the Project	(3) Item from the list of activities in schedule VII to the Act.	(4) Local area (Yes/No).		(5) Location of the project.	(6) Amount spent for the project (₹ in Lakhs).	(7) Mode of implementation - Direct (Yes/No).	(8) Mode of implementation - Through implementing agency.	
			State	District				Name.	CSR registration number.

AMJ LAND HOLDINGS LIMITED

- (d) Amount spent in Administrative Overheads: Not Applicable
 (e) Amount spent on Impact Assessment, if applicable: Not Applicable
 (f) Total amount spent for the Financial Year (8b+8c+8d+8e): ₹ 9.00 Lakhs
 (g) Excess amount for set off, if any

Sl. No.	Particular	Amount (₹ in Lakhs)
(i)	Two percent of average net profit of the Company as per section 135(5)	8.41
(ii)	Total amount spent for the Financial Year	9.00
(iii)	Excess amount spent for the financial year [(ii)-(i)]	0.59
(iv)	Surplus arising out of the CSR projects or programmes or activities of the previous financial years, if any	Nil
(v)	Amount available for set off in succeeding financial years [(iii)-(iv)]	0.59

9. (a) Details of Unspent CSR amount for the preceding three financial years: Not Applicable

Sl. No.	Preceding Financial Year.	Amount transferred to Unspent CSR Account under section 135 (6) (₹ in Lakhs)	Amount spent in the reporting Financial Year (₹ in Lakhs).	Amount transferred to any fund specified under Schedule VII as per section 135(6), if any.			Amount remaining to be spent in succeeding financial years. (₹ in Lakhs)
				Name of the Fund	Amount (₹ in Lakhs).	Date of transfer.	
1.	TOTAL						

(b) Details of CSR amount spent in the financial year for ongoing projects of the preceding financial year(s): Not Applicable

(1) Sl. No.	(2) Project ID.	(3) Name of the Project.	(4) Financial Year in which the project was commenced.	(5) Project duration.	(6) Total amount allocated for the project (₹ in Lakhs)	(7) Amount spent on the project in the reporting Financial Year (₹ in Lakhs)	(8) Cumulative amount spent at the end of reporting Financial Year. (₹ in Lakhs)	(9) Status of the project- Completed /Ongoing.
1	TOTAL							

10. In case of creation or acquisition of capital asset, furnish the details relating to the asset so created or acquired through CSR spent in the financial year(asset-wise details): Not Applicable.

- (a) Date of creation or acquisition of the capital asset(s).
 (b) Amount of CSR spent for creation or acquisition of capital asset.
 (c) Details of the entity or public authority or beneficiary under whose name such capital asset is registered, their address etc.
 (d) Provide details of the capital asset(s) created or acquired (including complete address and location of the capital asset).

11. Specify the reason(s), if the Company has failed to spend two per cent of the average net profit as per section 135(5): Not Applicable

Place: Pune
 Date: 29th May, 2021

A. K. Jatia
 Director

Ms. Preeti Gautam Mehta
 Chairperson CSR Committee

ANNEXURE-4
Particulars of loans given, guarantees/ investments made during the Financial Year 2020-21

Nature of transaction (whether loan/ guarantee/security/ acquisition)	Name of the person or body corporate to whom it is made or given or whose securities have been acquired	Amount of loan/security/ acquisition/ guarantee (in ₹)	Rate of interest For loans	Number and kind of securities	For acquisitions		
					Nature of Securities	Cost of acquisition, if any (In ₹ Per Share / Units)	Selling price, Per Unit if any (In ₹ Per Share / Units)
ICD's Given (Loan)	Biodegradable Products India Limited (Formerly Known as Pudumjee Plant Laboratories Limited)	2,43,20,000	10.00%	NA	NA	NA	NA
		(20,31,00,000)					
Investments Made	Nippon India Liquid Fund	10,97,898	NA	NA	Mutual Fund Units	NA	NA
		(0)					
	L & T Mutual Fund - Pool Collection	2,30,48,948	NA	NA	Mutual Fund Units	NA	NA
		(0)					
	Orios Select Fund	60,00,000	NA	NA	Mutual Fund Units	NA	NA
		(1,65,00,000)					
	L & T Liquid Fund - Direct Plan Growth	4,99,83,007	NA	NA	Mutual Fund Units	NA	NA
		(4,93,03,793)					
	HDFC Liquid Fund Regular Growth	15,72,065	NA	NA	Mutual Fund Units	NA	NA
		(0)					
	Pudumjee Paper Products Limited	NA	NA	38,72,126 Shares	Equity Shares	15.56 per Share*	NA

Figures in bracket indicates balance as on 31st March, 2021
* Average Price

On behalf of the Board of Directors,

Place: Pune
Date: 29th May, 2021

A. K. Jatia,
Chairman.

ANNEXURE-5

Particulars of Contracts or Arrangements with Related Parties (FORM AOC 2)

[Pursuant to clause (h) of Section 134(3) of the Companies Act, 2013 and Rule 8(2) of the Companies (Accounts) Rules, 2014.]

1. DETAILS OF CONTRACTS OR ARRANGEMENTS OR TRANSACTIONS NOT AT ARM'S LENGTH BASIS:

I.

a)	Name(s) of the related parties and nature of relationships	Pudumjee Paper Products Limited (PPPL) a related party under Section 2(76)(v).		
b)	Nature of contracts/ arrangements/transaction	To avail the Common Services (such as telephone, electricity, Computer etc.) at cost basis from PPPL.	Leave and License Agreement for giving portion approximately 29 acres of land located at Thergaon, Pune - 411033 for the purpose of carrying of business.	Leave and License Agreement to give portion of office premises at Mezzanine Floor, 60, Jatia Chambers, Dr. V. B. Gandhi Marg, Mumbai - 400 001.
c)	Duration of the Contracts/ arrangements/transactions	Continuous arrangement.	01 st February, 2021 to 31 st January, 2026.	01 st January, 2019 to 31 st December, 2021
d)	Salient terms of contracts or arrangements or transactions including the value if any	1) Monetary value: ₹ 1.55 lakhs (including GST) for Financial Year 2020-21. 2) Nature, material terms and particulars of arrangement: To avail Common Services (such as telephone, electricity, computer, etc.) on cost basis.	1) Monetary value: ₹ 70.80 Lakhs (including GST) for Financial Year 2020-21. 2) Nature, material terms and particulars of arrangement: The licensee shall bear and pay all the maintenance charges and other outgoings including all rates, taxes and electricity bills etc. as per terms and conditions of Leave and License Agreement.	1) Monetary value: ₹ 10.62 Lakhs (including GST) for Financial Year 2020-21 2) Nature, material terms and particulars of arrangement: The licensee shall bear and pay all the maintenance charges and other outgoings including all rates, taxes and electricity bills etc. as per terms and conditions of Leave and License Agreement.
e)	Justification for entering into such contracts or arrangements or transactions	To avail common services from the PPPL in mutual interest, for continuance of the day to day commercial operations of the Company.	Pursuant to Scheme of Arrangement & Reconstruction (Demerger) the Company had taken above mentioned Land on Leave and License basis for a period of 5 years w.e.f. 01 st February, 2016 which period had expired on 31 st January, 2021 and the Company renewed the same arrangement for a further period of 5 years with revised terms and conditions.	The spare space available with the Company is utilized in mutual interest, by the PPPL for continuance of its day to day commercial operations of the Company.
f)	Date(s) of approval by the Board	24 th June, 2020	24 th June, 2020	20 th October, 2018
g)	Amount paid as advances if any	NIL	NIL	NIL
h)	Date on which the special resolution was passed in general meeting as required under first proviso to Section 188	20 th August, 2020	20 th August, 2020	N.A.

II.

a)	Name(s) of the related parties and nature of relationships	Thacker and Company Limited (TCL) a related party under Section 2(76)(v).
b)	Nature of contracts/arrangements/transaction	Leave and License Agreement to provide portion approximately 100 sq. mtrs. Located at Ground Floor of the premises situated at Jatia Chambers, 60, Dr. V. B. Gandhi Marg, Mumbai - 400001 for the purpose of carrying their business
c)	Duration of the Contracts/arrangements/transactions	16 th October, 2017 to 30 th June, 2021
d)	Salient terms of contracts or arrangements or transactions including the value if any	1) Monetary value: ₹ 1.53 Lakhs (including GST) for Financial Year 2020-21 2) Nature, material terms and particulars of arrangement: The licensee shall bear and pay electricity bills etc. as per terms and conditions of Leave and License Agreement.
e)	Justification for entering into such contracts or arrangements or transactions	The spare space available with the Company is being utilised in mutual interest, by TCL for continuance of its day to day business operations.
f)	Date(s) of approval by the Board	18 th November, 2017, 26 th May, 2018 and 21 st July, 2018
g)	Amount paid as advances if any	NIL
h)	Date on which the special resolution was passed in general meeting as required under first proviso to Section 188	21 st July, 2018

III.

a)	Name(s) of the related parties and nature of relationships	Fujisan Technologies Limited (FTJ) a related party under Section 2(76)(v).
b)	Nature of contracts/arrangements/transaction	Leave and License Agreement to provide a portion approximately 300 sq. mtrs., located at Ground Floor of the Jatia Chambers, 60, Dr. V. B. Gandhi Marg, Mumbai - 400001 for the purpose of carrying their business of IT related products.
c)	Duration of the Contracts/arrangements/transactions	01 st April, 2017 to 31 st March, 2022
d)	Salient terms of contracts or arrangements or transactions including the value if any	1) Monetary value: ₹ 3.54 Lakhs (including GST) for Financial Year 2020-21 2) Nature, material terms and particulars of arrangement: The licensee shall bear and pay electricity bills etc.
e)	Justification for entering into such contracts or arrangements or transactions	The spare space available with the Company is being utilised in mutual interest, by FTJ for the purpose of carrying their business of IT related products.
f)	Date(s) of approval by the Board	26 th May, 2018
g)	Amount paid as advances if any	NIL
h)	Date on which the resolution was passed in general meeting as required under first proviso to Section 188	21 st July, 2018

2. DETAILS OF CONTRACTS OR ARRANGEMENTS OR TRANSACTIONS AT ARM'S LENGTH BASIS : NOT APPLICABLE

On behalf of the Board of Directors,

A. K. Jatia,
Chairman

Place: Pune
Date: 29th May, 2021

AMJ LAND HOLDINGS LIMITED

Annexure-6A

Information as per Section 197 of the Companies Act, 2013 read with the Companies (Appointment & Remuneration) Rules, 2014 and forming part of the Directors' Report for the year ended 31st March, 2021.

Name & Age (Years)	Designation/ Nature of duties	Remuneration		Qualification & Experience (Years)	Date of commencement of employment	Last employed	
		Gross ₹	Net ₹			Name of the organisation	Position held
Mr. S. K. Bansal (61)	Whole Time Director & CFO	1,07,68,175	76,42,176	B.Com., ACA, ACS (38)	03.10.1984	A.F. Fergusson & Co.,	Asstt. Manager

Notes :

- (1) Gross remuneration as shown above includes salary, bonus, Company's contribution to Provident fund and Value of medical and other facilities but excludes provision for gratuity. Net remuneration is arrived at after deduction of Income Tax.
- (2) The nature and conditions of employment are non contractual. The employee is Whole-Time Director of the Company during the year.
- (3) There is no employee drawing remuneration in excess of the remuneration drawn by the Whole-time Director and who holds himself or along with his/her spouse and dependent children not less than two per cent of the equity shares of the Company.

On behalf of the Board of Directors,

A. K. Jatia,
Chairman.

Place: Pune

Date: 29th May, 2021

ANNEXURE-6B

STATEMENT SHOWING THE RATIO OF THE REMUNERATION OF EACH DIRECTOR TO THE
MEDIAN EMPLOYEE'S REMUNERATION AND SUCH OTHER DETAILS.

NUMBER OF PERMANENT EMPLOYEES OF THE COMPANY : 3

Sr. No.	Name of the Director, Chief Financial Officer, Chief Executive Officer, Company Secretary	Designation	Remuneration of each Director, Chief Financial Officer, Chief Executive Officer, Company Secretary (in INR)	Median remuneration of the employees (in INR)	Ratio for the financial year between D and E	Percentage increase in remuneration of each Director, Chief Financial Officer, Chief Executive Officer, Company Secretary in the financial year	Percentage increase in the median remuneration of employees in the financial year	Average percentile increase already made in the salaries of employees other than the Managerial Personnel	Percentile increase in the Managerial Remuneration
A	B	C	D	E	F	G	H	I	J
1.	Mr.Surendra Kumar Bansal	Whole Time Director & Chief Financial Officer	1,07,68,175	15,69,496	6.86	Nil	Nil	Nil	Nil
2.	Mr. R. M. Kulkarni	Company Secretary	5,20,636		N.A.				
3.	Mr. Shrihari Waychal&	Company Secretary	2,44,068		N.A.				

upto 30.06.2020 & w.e.f. 01.11.2020

Above Remuneration is as per the Remuneration policy adopted by the Company.

On behalf of the Board of Directors,

A. K. Jatia,
Chairman.

Place: Pune

Date : 29th May, 2021

**ANNEXURE-7
REPORT ON CORPORATE GOVERNANCE**

The Directors present their Report on Corporate Governance as required by the SEBI guidelines and SEBI (Listing Obligations and Disclosure Requirements) Regulations, 2015:

Company's Philosophy on Code of Governance:

The Company's philosophy on Corporate Governance envisages transparency with integrity in all its dealings with its Stakeholders including Shareholders, Employees, Lenders and Others.

Code of Conduct:

In tune with the corporate philosophy stated in the preceding para, the Board of Directors of the Company in its meeting held on 29th October, 2005 laid down a Code of Conduct for all the Board Members and Senior Management Personnel of the Company in terms of the requirement of clause 49 of the Listing Agreement and the SEBI (Listing Obligations and Disclosure Requirements) Regulations, 2015 (hereinafter referred to as 'Listing Regulations'). The Code of Conduct is displayed at the Company's website www.amjland.com. Affirmation regarding compliance with the Code of Conduct had been obtained from all Board members and senior management personnel of the Company. As required, a declaration duly signed by the Whole Time Director & CFO to the effect is appended.

BOARD PROCEDURE:

Board Meetings are held about four-five times a year. Detailed Agenda is sent to each Director well in advance of the meetings. The Directors are briefed at each Board Meeting regarding performance and working by the functional heads. In addition to matters statutorily requiring Board's approval, all major decisions of policy, strategic formulations, capital expenditure, new investments, major accounting policies are considered by the committees and/ Board. Board periodically reviews all the compliances of applicable laws affecting the Company.

MANAGEMENT DISCUSSION AND ANALYSIS:

During the entire year of the Covid pandemic, the Real Estate business, in general, has met with different responses in different areas. The residential Real Estate business in the Company's area of operation is expected to fare well since the area is substantially preferred by persons working in the Information Technology Sector which is financially unaffected by the ongoing Covid conditions. The Company's plans to launch 7th residential building in its project 'GREENS' being developed under the Partnership arrangement faced long delays due to prevailing pandemic conditions. The plans have recently been approved under the newly Unified Development Control and Promotion Regulations which not only increases the FSI but also rationalizes other regulations such as allowing ancillary FSI, premium FSI etc. Consequently, the cost of the building is expected to be lower on this account but may get offset due to rise in cost of input. The Company believes that it will soon be able to complete registration and other formalities with RERA authorities etc., and can then launch the project in the second quarter of this year. Since it being an existing project, it has generated enough goodwill and Company believes it would get good response.

The three Wind Mills from which the Company supplies power is under Open Access arrangement to a Hospital and Pudumjee Paper Products Limited. Such supply is subject to levy of Cross Subsidy Surcharge (CSS) and Additional Surcharge (ASC) with the exemption of electricity duty for a period of 10 years from the date of setup of the respective plants. During this year all the three wind mills generated lesser power by about 13.35 lakhs kwh compared to last year primarily due to lower velocity of wind. Further, the levy of higher wheeling and transmission charges has also adversely affected the profitability. The Company is in the process of identifying different set of customers to increase profitability of these plants to some extent.

The Company's accounts indicate segment-wise financial performance.

The existing Internal Controls of the Company are periodically reviewed by the audit committee and are considered quite adequate.

Key Financial Ratios:

Sr. No.	Ratios	31 st March, 2021	31 st March, 2020	% Change	Reason for Change
1.	Debtor Turnover Ratio	71.63	23.23	208.37	Reduction in revenue/sales as well as change of composition of segments.
2.	Interest Coverage Ratio	7469.78	622.72	1099.54	Repayment of borrowing.
3.	Debt Equity Ratio	0.06	0.10	-40.28	Reduction in long term debts.
4.	Inventory Turnover Ratio	0.36	0.59	-39.15	Level of inventory under land & development is stable whereas approval for new construction was awaited.
5.	Net Profit Margin (%)	41.53	56.65	-26.69	Low activity in Real Estate and power generation businesses.
6.	Return on Net Worth (%)	4.17	9.30	-55.18	

Board of Directors:

The Board of Directors is composed of a 1 Promoter Director, 1 Whole-Time Director, 1 Non-Executive Non-Independent Director and 3 Non-Executive Independent Directors. The Chairman and the Whole-Time Director conduct the day to day management of the Company subject to the supervision and control of the Board of Directors.

The composition of the Board as on 31st March, 2021 is as under:

Directors	Category	Total number of Directorships in Public Companies as on 31 st March, 2021.*	Total number of Membership of Committees as on 31 st March, 2021. +	Total number of Chairmanships of Committees as on 31 st March, 2021. +	Names of other Listed Companies in which Executive / Non-Executive Directors hold Directorship & Category of Directorship
Executive Directors					
Mr. Surendra Kumar Bansal	Whole Time Director & CFO	5	2	Nil	<ul style="list-style-type: none"> • Thacker and Company Limited - Non-Executive Non-Independent Director • Pudumjee Paper Products Limited - Non-Executive Non-Independent Director
Non-Executive Directors					
Mr. Arunkumar Mahabir Prasad Jatia	Non-Executive Chairman	4	4	Nil	<ul style="list-style-type: none"> • Thacker and Company Limited - Non-Executive Non-Independent Director • Pudumjee Paper Products Limited - Whole-time Director
Dr. Ashok Kumar	Non-Independent Director	2	Nil	Nil	<ul style="list-style-type: none"> • Pudumjee Paper Products Limited - Executive Director

AMJ LAND HOLDINGS LIMITED

Directors	Category	Total number of Directorships in Public Companies as on 31 st March, 2021.*	Total number of Membership of Committees as on 31 st March, 2021. +	Total number of Chairmanships of Committees as on 31 st March, 2021. +	Names of other Listed Companies in which Executive / Non-Executive Directors hold Directorship & Category of Directorship
Non-Executive Directors					
Mr. Nandan Damani	Independent Director	6	4	1	<ul style="list-style-type: none"> • Simplex Realty Limited - Managing Director • Graphite India Limited - Non-Executive Independent Director • Pudumjee Paper Products Limited - Non-Executive Independent Director
Mr. Vinod Kumar Beswal	Independent Director	4	6	5	<ul style="list-style-type: none"> • Thacker and Company Limited - Non-Executive Independent Director • Pudumjee Paper Products Limited - Non-Executive Independent Director • Foods & Inns Limited - Non-Executive Independent Director
Ms. Preeti Gautam Mehta	Independent Director	4	4	1	<ul style="list-style-type: none"> • Sumitomo Chemical India Limited - Non-Executive Independent Director

* Other directorships does not include directorships of private limited companies, foreign companies and companies registered under section 8 of the Act. Includes Directorship in other Public Companies and AMJ Land Holdings Limited.

+ Committees considered are Audit Committee and Stakeholders Relationship Committee, including in AMJ Land Holdings Limited. Total number of committee membership includes the Chairmanship/Chairpersonship also.

All the Directors have made disclosures regarding their Directorship as required under Section 184 of the Companies Act, 2013 and on the Committee position held by them in other Companies. None of the Directors of the Company is a Member of more than 10 Committees and Chairman/Chairperson of more than 5 Committees across all the public limited Companies in which he/she is a Director. None of the Directors of the Company are related to each other.

The Independent Directors of the Company are acting as Independent Director in not more than Seven Listed Companies. Independent Director who is Whole Time Director in other Company acts as Independent Director in not more than three Listed Companies. The Whole Time Directors of the Company are not Independent Directors in more than three Companies.

In the opinion of the Board, the Independent Directors fulfills the conditions specified in Listing Regulations and they are Independent of the Management.

BOARD SKILLS MATRIX:

Matrix showing the core skills, expertise and competencies identified and which are available with the Board commensurate with nature and scale of business of the Company.

Sr. No.	Name	Designation	Core skills, expertise and competencies available with the Board
1.	Mr. Arunkumar Mahabirprasad Jatia	Non-Executive Chairman	<ul style="list-style-type: none"> ● Visionary and knowledgeable entrepreneur about various businesses, industries and opportunities. ● More than 26 years first hand experience in International business with emerging markets and cross border transaction including countertrade. ● Expertise in finance and non conventional Power Generation business; ● Business Prudence; ● Economic & Business Analysis; ● Strategic Business Planning and Implementation .
2.	Mr. Surendra Kumar Bansal	Whole Time Director & CFO	<ul style="list-style-type: none"> ● Knowledge about Financial Statements and matters, Direct and Indirect taxation, corporate law, Financial Planning & Internal Controls, Risk Management; ● Economic & Business Analysis ● Legal understanding, planning and execution of Mergers & Acquisitions.
3.	Dr. Ashok Kumar	Non-Executive Non-Independent Director	<ul style="list-style-type: none"> ● Expertise in paper manufacturing of different types and well recognized chemical engineering skills. ● Crisis management; ● Excellent negotiation skills; ● Business Prudence; ● HRD Management.
4.	Mr. Vinod Kumar Beswal	Independent Director	<ul style="list-style-type: none"> ● Economic & Business Analysis; ● Expertise in Financial Statements, Financial planning, Internal Controls audit and Direct tax. ● Business Prudence.
5.	Mr. Nandan Damani	Independent Director	<ul style="list-style-type: none"> ● Expertise in Real Estate business and intricacies thereof; ● Sound Knowledge about other industries ● Business Prudence; ● Economic and Business Analysis; ● Strategic Planning; ● Risk Management.
6.	Ms. Preeti Gautam Mehta	Independent Director	<ul style="list-style-type: none"> ● Legal acumen, knowledge and experience; ● Planning and Execution of Mergers, Acquisitions and Divestments.

AMJ LAND HOLDINGS LIMITED

During the year 2020-21, Four Board Meetings were held on the following dates:

24-06-2020	05-08-2020
30-10-2020	06-02-2021

The Fifty Fifth Annual General Meeting (AGM) of the Company was held on 20th August, 2020. The attendance of the Directors at these Meetings was as under:

Name of the Director	Number of Board Meetings Attended	Attendance at the last AGM
Mr. Arunkumar Mahabirprasad Jatia	4	Yes
Mr. Surendra Kumar Bansal	4	Yes
Dr. Ashok Kumar	4	Yes
Mr. Nandan Damani	4	Yes
Mr. Vinod Kumar Beswal	4	Yes
Ms. Preeti Gautam Mehta	4	Yes

Details of Remuneration and sitting fees paid to Directors during the year (In ₹)

Name of Directors	Sitting Fees	Salaries	Perquisites & Benefits	Commission	Total
Mr. Arunkumar Mahabirprasad Jatia	Nil	Nil	Nil	Nil	Nil
Mr. Surendra Kumar Bansal	Nil	1,03,78,668	3,89,507	Nil	1,07,68,175
Dr. Ashok Kumar	Nil	Nil	Nil	Nil	Nil
Mr. Nandan Damani	1,00,000	Nil	Nil	Nil	1,00,000
Mr. Vinod Kumar Beswal	1,09,000	Nil	Nil	Nil	1,09,000
Ms. Preeti Gautam Mehta	1,05,000	Nil	Nil	Nil	1,05,000

- Perquisites include housing/house rent allowance with electricity, gas, medical expenses, leave travel assistance, club fees, accident insurance, contribution to provident and Superannuation fund etc., but exclude provision for gratuity.
- Severance fees, stock options and notice period are not applicable in case of Executive Directors.
- Non-Executive Directors' are entitled to regular sitting fees and re-imbursment of expenses incurred for attending each meeting of Board or Committee thereof, further Professional fees are payable on case to case basis to M/s. Kanga & Co., Advocates, in which Ms. Preeti Gautam Mehta, (Non-Executive Independent Director of the Company) is a partner. The same may also be considered to be disclosures for all pecuniary relationship or transactions of the Non-Executive Director's vis-à-vis the Company in the Annual Report.
- The details for shares held by Directors as on 31-03-2021 are as under:

Except Mr. Arunkumar Mahabirprasad Jatia who holds 20,68,000 equity shares of ₹ 2/- each of the Company, none of the other Directors namely Mr. Surendra Kumar Bansal, Dr. Ashok Kumar, Mr. Nandan Damani, Mr. Vinod Kumar Beswal, Ms. Preeti Gautam Mehta hold any equity shares of the Company.

COMMITTEES OF DIRECTORS:**a) Audit Committee:**

The Audit Committee consists of three Non-Executive Independent Directors, they have vast experience and knowledge of corporate affairs and financial management and possess strong accounting and financial management expertise. The composition of Committee is as under:

Sr. No.	Name of the Directors	Designation
1.	Mr. Vinod Kumar Beswal	Chairman
2.	Mr. Arunkumar Mahabirprasad Jatia	Member
3.	Mr. Nandan Damani	Member
4.	Ms. Preeti Gautam Mehta	Member

Pursuant to provisions of Section 177 of the Companies Act, 2013 and the Listing Regulations, following revised terms of reference of this Committee are as under:

- the recommendation for appointment, remuneration and terms of appointment of auditors of the Company;
- approval of payment to statutory auditors for any other services rendered by the statutory auditors;
- review and monitor the auditor's independence and performance, and effectiveness of audit process;
- examination of the financial statement and the auditors' report thereon;
- approval or any subsequent modification of transactions of the company with related parties, grant omnibus approvals subject to fulfilment of certain conditions;
- scrutiny of inter-corporate loans and investments;
- valuation of undertakings or assets of the Company, wherever it is necessary;
- evaluation of internal financial controls and risk management systems;
- monitoring the end use of funds raised through public offers and related matters;
- To obtain outside legal and other professional advice;
- call for the comments of the auditors about internal control systems, the scope of audit, including the observations of the auditors and review of financial statement before their submission to the Board and may also discuss any related issues with the internal and statutory auditors and the management of the Company;
- Oversight of the Company's financial reporting process and the disclosure of its financial information to ensure that the financial statement is correct, sufficient and credible;
- Reviewing, with the management, the annual financial statements and auditor's report thereon before submission to the board for approval, with particular reference to:
 - a) Matters required to be included in the Director's Responsibility Statement to be included in the Board's report in terms of clause (c) of sub-section 3 of section 134 of the Companies Act, 2013;
 - b) Changes, if any, in accounting policies and practices and reasons for the same;
 - c) Major accounting entries involving estimates based on the exercise of judgment by management;
 - d) Significant adjustments made in the financial statements arising out of audit findings;
 - e) Compliance with listing and other legal requirements relating to financial statements;
 - f) Disclosure of any related party transactions;
 - g) Modified opinion(s) in the draft audit report;
- Reviewing, with the management, the quarterly financial statements before submission to the board for approval;
- Reviewing the utilization of loans and/or advances from/investment by the holding company in the subsidiary exceeding rupees 100 crore or 10% of the asset size of the subsidiary, whichever is lower including existing loans/advances/investment existing as on the date of coming into force of this provision.

AMJ LAND HOLDINGS LIMITED

- Reviewing, with the management, the statement of uses / application of funds raised through an issue (public issue, rights issue, preferential issue, etc.), the statement of funds utilized for purposes other than those stated in the offer document / prospectus / notice and the report submitted by the monitoring agency monitoring the utilisation of proceeds of a public or rights issue, and making appropriate recommendations to the Board to take up steps in this matter;
- Reviewing, with the management, performance of statutory and internal auditors, adequacy of the internal control systems;
- Reviewing the adequacy of internal audit function, if any, including the structure of the internal audit department, staffing and seniority of the official heading the department, reporting structure coverage and frequency of internal audit;
- Discussion with internal auditors of any significant findings and follow up there on;
- Reviewing the findings of any internal investigations by the internal auditors into matters where there is suspected fraud or irregularity or a failure of internal control systems of a material nature and reporting the matter to the Board;
- Discussion with statutory auditors before the audit commences, about the nature and scope of audit as well as post-audit discussion to ascertain any area of concern;
- To look into the reasons for substantial defaults in the payment to the depositors, debenture holders, shareholders (in case of non-payment of declared dividends) and creditors;
- To review the functioning of the Whistle Blower Mechanism;
- Approval of appointment of Chief Financial Officer after assessing the qualifications, experience and background, etc. of the candidate;
- Reviewing the following information:
 - a) management discussion and analysis of financial condition and results of operations;
 - b) statement of significant related party transactions (as defined by the audit committee), submitted by management;
 - c) management letters / letters of internal control weaknesses issued by the statutory auditors;
 - d) internal audit reports relating to internal control weaknesses; and
 - e) the appointment, removal and terms of remuneration of the chief internal auditor shall be subject to review by the audit committee.
 - f) statement of deviations:
 - (i) quarterly statement of deviation(s) including report of monitoring agency, if applicable, submitted to stock exchange(s) in terms of Regulation 32(1) of SEBI (Listing Obligations and Disclosure Requirements) Regulations, 2015.
 - (ii) annual statement of funds utilized for purposes other than those stated in the offer document/prospectus/notice in terms of Regulation 32(7) of SEBI (Listing Obligations and Disclosure Requirements) Regulations, 2015.

The Meetings of the Audit Committee are also attended by the Whole-Time Director/Chief Finance Officer, the Statutory Auditors and the Internal Auditors. The Company Secretary acts as Secretary to the committee.

Four (4) Meetings of Committee were held during the year 2020-21 on the following dates:

24-06-2020	05-08-2020
30-10-2020	06-02-2021

The attendance at the Meetings were as under:

Sr. No.	Name of the Committee Members	Meetings Attended
1.	Mr. Vinod Kumar Beswal	4
2.	Mr. Arunkumar Mahabirprasad Jatia	4
3.	Mr. Nandan Damani	4
4.	Ms. Preeti Gautam Mehta	4

b) Nomination and Remuneration Committee:

The constitution and the terms of reference of the Nomination and Remuneration Committee are in compliance with the provisions of Section 178 of the Companies Act, 2013 and the Listing Regulations. The composition of Nomination and Remuneration Committee of the Company is as under:

Sr. No.	Name of the Directors	Designation
1.	Mr. Nandan Damani	Chairman
2.	Mr. Vinod Kumar Beswal	Member
3.	Ms. Preeti Gautam Mehta	Member
4.	Mr. Arunkumar Mahabirprasad Jatia	Member

Pursuant to provisions of Section 178 of the Companies Act, 2013 and the Listing Regulations, following revised terms of reference of this Committee are as under:

- a) Formulation of the criteria for determining qualifications, positive attributes and independence of a Director and recommend to the Board of Directors a policy relating to, the remuneration of the Directors, Key Managerial Personnel and other Employees;
- b) Formulation of criteria for evaluation of performance of Independent Directors and the Board of Directors;
- c) Devising a policy on diversity of Board of Directors;
- d) Identifying persons who are qualified to become Directors and who may be appointed in Senior Management in accordance with the criteria laid down, and recommend to the Board of Directors their appointment and removal;
- e) Whether to extend or continue the term of appointment of the Independent Director, on the basis of the report of performance evaluation of Independent Directors.
- f) Recommend to the board, all remuneration, in whatever form, payable to Senior Management.

Three Committee meetings were held on 24th June, 2020, 30th October, 2020 and 06th February, 2021, during the year 2020-21. The attendances at these meetings were as under:

Sr. No.	Name of the Committee Members	Meetings Attended
1.	Mr. Nandan Damani	3
2.	Mr. Vinod Kumar Beswal	3
3.	Ms. Preeti Gautam Mehta	3
4.	Mr. Arunkumar Mahabirprasad Jatia	3

AMJ LAND HOLDINGS LIMITED

The detailed policy of the Company on Directors' appointment and remuneration including criteria for determining qualifications, of a Director and other matters and policy relating to the remuneration for the Directors, Key Managerial Personnel and other employees is annexed as respective annexure No. 8 to the Directors' Report in this annual report and can be viewed at company's website at www.amjland.com.

c) Stakeholders Relationship Committee:

The constitution and the terms of reference of the Stakeholders Relationship Committee are in compliance with the provisions of Section 178 of the Companies Act, 2013 and the Listing Regulations. The composition of Stakeholders Relationship Committee of the Company is as under:

Sr. No.	Name of the Directors	Designation
1.	Mr. Vinod Kumar Beswal	Chairman
2.	Mr. Arunkumar Mahabirprasad Jatia	Member
3.	Mr. Surendra Kumar Bansal	Member

Pursuant to provisions of Section 178 of the Companies Act, 2013 and the Listing Regulations, following revised terms of reference of this Committee are as under:

- Resolving the grievances of the security holders of the Company including complaints related to transfer/transmission of shares, non-receipt of annual report, non-receipt of declared dividends, issue of new/duplicate certificates, general meetings etc.
- Review of measures taken for effective exercise of voting rights by shareholders.
- Review of adherence to the service standards adopted by the Company in respect of various services being rendered by the Registrar & Share Transfer Agent.
- Review of the various measures and initiatives taken by the Company for reducing the quantum of unclaimed dividends and ensuring timely receipt of dividend warrants/annual reports/statutory notices by the shareholders of the company.

During the year 2020-21, the Company received 21 complaints from investors and No complaints were received through SEBI and No Complaint was received through Stock Exchange. The complaints received have been replied to and resolved. No complaints are pending for resolution. During the year there was no share transfer request pending.

Mr. Vinod Kumar Beswal is the Chairman of the Committee. Mr. Shrihari Waychal, Company Secretary is the Compliance Officer of the Company.

Four (4) Meetings of Committee were held during the year 2020-21 on the following dates:

24-06-2020	05-08-2020
30-10-2020	06-02-2021

The attendance at these meetings was as under:

Sr. No.	Name of the Committee Members	Meetings Attended
1.	Mr. Vinod Kumar Beswal	4
2.	Mr. Arunkumar Mahabirprasad Jatia	4
3.	Mr. Surendra Kumar Bansal	4

c) Corporate Social Responsibility Committee:

The Corporate Social Responsibility Committee comprises of Four members of which two including the Chairperson of the Committee are Independent Directors. Details of the Committee are given in the Directors' Report.

d) General Body Meetings:

- i) Annual General Meetings held during the past three years and the following Special Resolutions were passed:

Date of Meeting, Time	Location	Special Resolutions passed
21 st July, 2018 11:30 a.m. (ST)	Registered Office: Thergaon, Pune - 411033.	i) Approval for providing loans to Bodies Corporate(s).
27 th July, 2019 11:30 a.m. (ST)	Registered Office: Thergaon, Pune - 411033.	i) Approval for Re-appointment of Mr. Vinod Kumar Beswal, as an Independent Director. ii) Approval for Re-appointment of Mr. Nandan Damani, as an Independent Director. iii) Approval for the revision in the Remuneration of Whole-Time Director, Mr. Surendra Kumar Bansal. iv) Approval for the Appointment and Remuneration of Mr. Surendra Kumar Bansal, as Whole-Time Director. v) Approval for providing Guarantee(s), Loans to Bodies Corporate(s).
20 th August, 2020 11:30 a.m. (ST)	Through Video Conference / Other Audio Visual Means without physical presence of the Shareholders at a common venue.	i) Approval to the re-appointment of Ms. Preeti Gautam Mehta (DIN: 00727923), as a Non-Executive Independent Director of the Company. ii) Approval for providing Guarantee(s), Loans to Bodies Corporate(s). iii) Approval for the revision in the Remuneration of Whole-Time Director, Mr. Surendra Kumar Bansal.

ii) Postal Ballot

During the year under review, no resolutions were passed through postal ballot. At the ensuing Annual General Meeting, there is no item on the agenda that needs approval by postal Ballot.

COMPANY POLICIES:

The Board has adopted the following policies/ programme:

- (a) Policy on Related Party Transactions
- (b) Policy for determining Material Subsidiary
- (c) Whistle Blower Policy/Vigil Mechanisam
- (d) Criteria For Selection of Candidates for Senior Management and Members on the Board of Directors
- (e) Familiarisation programme for Independent Directors
- (f) Policy on Board's Diversity
- (g) Risk Policy & Procedures
- (h) CSR Policy
- (i) Archival policy
- (j) Policy For Preservation of Documents
- (k) Policy on Determination of Materiality For Disclosure(s)
- (l) Policy For Determination of Legitimate Purposes
- (m) Policy for Procedure of Inquiry in case of leak of unpublished price sensitive information

The disclosure in respect of above policies/ programme is hosted on the website of the Company viz. www.amjland.com.

Meeting of Independent Directors:

As required under Companies Act, 2013 and Listing Regulations, a meeting of the Independent Directors was held on 06th February, 2021, without the attendance of Non-Independent Directors and Members of the management.

The Independent Directors evaluated the performance of the Non-Independent Directors, wherein the evaluation of performance of the Non-Independent Directors, including the Chairman and also of the Board as a whole was made, against pre-defined and identified criteria.

AMJ LAND HOLDINGS LIMITED

Annual Evaluation of Board, its Committees and Directors:

As required under Companies Act, 2013 and Listing Regulations the Board has carried out an annual evaluation of its own performance, the Directors individually as well as the evaluation of the working of its Committees. The principles and guidelines given in the circular issued by the SEBI vide circular no. SEBI/HO/CFD/CMD/CIR/P/2017/004 dated 5th January, 2017 has been taken into consideration while making the evaluations.

CEO/CFO Certification:

As required under Regulation 17(8) of the Listing Regulations, the Chairman and the Director (Finance) & CFO of the Company have certified to the Board that Audited Financial Statements for the Financial Year ended 31st March, 2021 do not contain any untrue statement and that these statements represent a true and fair view of the Company's affairs and other matters as specified there under.

Disclosures:

- a) As disclosed in the accompanying accounts, wherever required, full provision has been made relating to transactions with Subsidiary and Associate Companies.
- b) There were no instances of non-compliance by the Company, nor were any penalties or strictures imposed on the Company by Stock Exchanges, SEBI or any statutory authority on any matter relating to capital markets during the last three years.
- c) All the Mandatory requirements of the SEBI (Listing Obligation and Disclosure Requirements) Regulations, 2015, have been complied with as detailed in this annexure. The Company has also complied Non-mandatory requirements of the Listing Regulations such as: a) Separate posts of Chairman and Whole Time Director b) unmodified audit opinion.

The Company has complied with corporate governance requirements specified in regulations 17 to 27 and Clauses (b) to (i) of sub-regulation (2) of regulation 46 of the SEBI (Listing Obligations and Disclosure Requirements) Regulations, 2015.

- d) In terms of Listing Regulations, the Company has its "Risk Management Policy and Mitigation Measures" and is adopted by the Board. The Board/Audit Committee periodically reviews the risks and the measures to mitigate the same.
- e) Whistle Blower Policy/ Vigil Mechanism:

The Company has formulated a policy "Whistle Blower Policy / Vigil Mechanism", wherein the Employees/Directors/Stakeholders of the Company are free to report any unethical or improper activity, actual or suspected fraud or violation of the Company's Code of Conduct. This mechanism provides safeguards against victimization of Employees, who report under the said mechanism. The said policy may be referred to, at the Company's official website at <http://www.amjland.com/uploads/policies/Vigil%20Mechanism-Whistle%20Blower%20Policy.pdf> .

We affirm that no Director or employee has been denied access to the Audit Committee during financial year 31st March, 2021.

- f) Subsidiary Company: Not Applicable
- g) Disclosure of commodity price risks and commodity hedging activities: Not Applicable
- h) Foreign exchange risk and hedging activities: Not Applicable
- i) List of Credit Ratings obtained by the Company: Not Applicable.
- j) A Certificate has been received from Parikh & Associates, Practicing Company Secretaries, that none of the Directors of the Company have been debarred or disqualified from being appointed or continuing as Directors of Company by the Securities and Exchange Board of India/Ministry of Corporate Affairs or any such statutory authority.
- k) Fees paid by the Company and Subsidiary Company to M/s. J. M. Agrawal & Company, Statutory Auditor for the Financial Year 2020-21:

Sr. No.	Name of the Company	Fees Paid (₹)
1.	AMJ Land Holdings Limited	1,70,000/-

- l) Disclosures in relation to the Sexual Harassment of Women at Workplace (Prevention, Prohibition and Redressal) Act, 2013:

a)	Number of complaints filed during the financial year:	Nil
b)	Number of complaints disposed of during the financial year:	Nil
c)	Number of complaints pending as on end of the financial year:	Nil

Means of Communication

- a) The Company has published its quarterly and half yearly and yearly results giving the required particulars in the "Financial Express" and "Loksatta" (Regional Language).
- b) These results are also posted on Company's website www.amjland.com.
- c) The Company has created a dedicated E-mail ID for investor's complaints viz. sk@pudumjee.com.
- d) The Management Discussion and Analysis is part of the Annual Report of the Directors to the Shareholders of the Company.
- e) The Code of Conduct adopted by the Board of Directors is also posted on Company's aforesaid website.
- f) During the year, no presentation has been made to any institutional investors or to the analysts.

Disclosure of shares lying In the Unclaimed Suspense Account

Pursuant to Regulation 39 of the SEBI (Listing Obligations and Disclosure Requirements) Regulations, 2015 the details in respect of the shares lying in the unclaimed suspense account till 31st March, 2021 is as under:

Particulars	No. of Shareholders	No. of Shares
Aggregate number of Shareholders and outstanding shares held in the Unclaimed Suspense Account as on 1 st April, 2020	40	20,820*
Number of Shareholders / legal heirs who approached the Company for transfer of shares from the Unclaimed Suspense Account	-	-
Number of Shareholders / legal heirs to whom the shares were transferred from the Unclaimed Suspense Account upon receipt and verification of necessary documents	-	-
Aggregate number of Shareholders and outstanding shares held in the Unclaimed Suspense Account as on 31 st March, 2021	16	6,510

* Pursuant to Section 124(6) of the Companies Act, 2013, read with the Investor Education & Protection Fund Authority (Accounting, Audit, Transfer and Refund) Rules, 2016 (IEPF Authority), as amended, the Company had transferred 14,310 Equity Shares held in 24 folios to IEPF Authority.

Voting rights in respect of the aforesaid 6,510 shares held in the Unclaimed Suspense Account will remain frozen till the time such shares are claimed by the concerned Shareholders.

Shareholders may get in touch with the Company/ RTA for any further information in this matter.

AMJ LAND HOLDINGS LIMITED

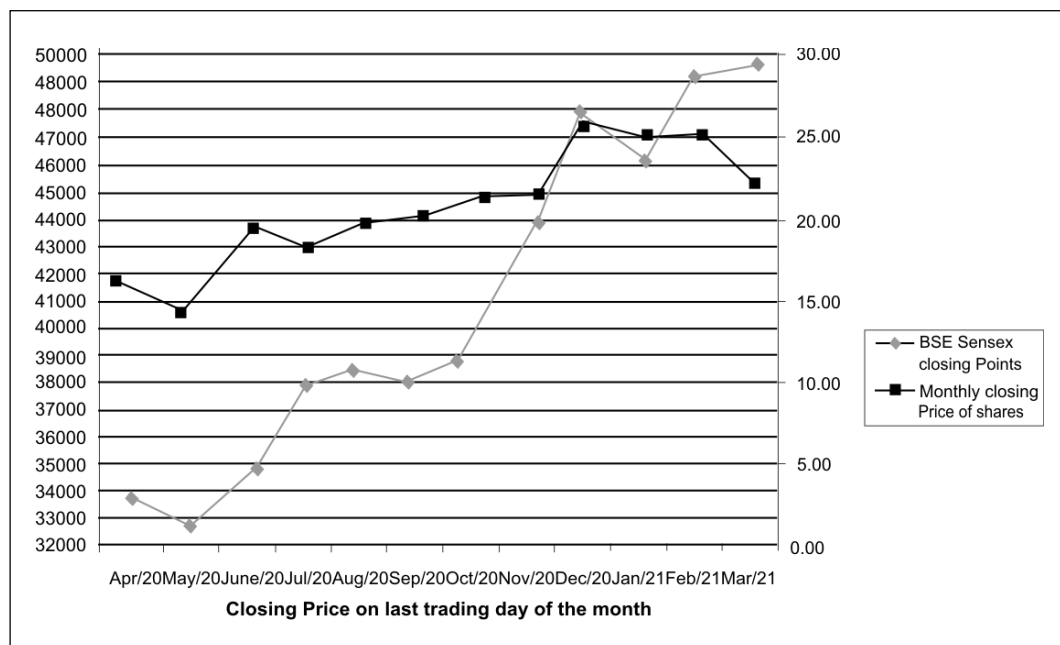
General Information for Shareholders:

Annual General Meeting		
1.	Date & Time	Saturday, 21 st August, 2021 at 11:30 a.m.
2.	Venue of AGM	The Company is conducting AGM through "VC/OAVM" pursuant to the MCA circulars. Therefore, there is no requirement to have a venue for the AGM. For details please refer to the notice of AGM.
3.	Financial Year	1 st April to 31 st March
Financial Calendar (Tentative)		
1.	Date of Book Closure	From Saturday, 14 th August, 2021 to Saturday, 21 st August, 2021 (both days inclusive)
2.	Board Meeting for Consideration of unaudited results for first three quarters	Within 45 days from the end of the each quarter.
3.	Listing on Stock Exchanges and Scrip code: BSE Ltd. Phiroze Jeejibhoy Towers 25 th Floor, Dalal Street, Mumbai 400 001. The National Stock Exchange of India Ltd. Exchange Plaza, 5 th Floor, Plot No.C/1, G Block, Bandra-Kurla Complex, Bandra (E), MUMBAI 400 051. NSDL and CDSL Dematstock code	500343 AMJLAND INE606A01024
6.	E-mail ID for Investor Complaints	sk@pudumjee.com
7.	Registrars & Share Transfer Agents:	KFin Technologies Private Limited Karvy Selenium Tower B, Plot No. 31 & 32 Gachibowli, Financial District, Nanakramguda, Serilingampally, Hyderabad - 500 008 Tel. : 18003094001 E-mail : einward.ris@kfintech.com
		This is a Common Agency looking after all the work related to share registry in terms of both physical and electronic connectivity (as per directions of SEBI) the details are as under; The Shareholders/investors can approach M/s. KFin Technologies Private Limited at any of its service centres throughout the country for any of their queries relating to share transfer, dividend etc. (Note: Shareholders holding shares in Electronic Mode should address all correspondence to their respective Depository Participants).
8.	Any other inquiry	The Company Secretary, AMJ Land Holdings Limited Thergaon, Pune 411 033. Tel. : 91-20-30613333 Fax. : 91-20-40773388 E-mail : sk@pudumjee.com / secretarial@pudumjee.com
9.	Plant/Registered office	Thergaon, Pune 411 033.

Market share Price Data: (In ₹)

Month / Index	Bombay Stock Exchange			National Stock Exchange		
	Month	High Price	Low Price	Close Price	High Price	Low Price
April-20	17.55	13.47	15.85	18.00	13.05	15.30
May-20	15.15	14.10	14.20	16.00	13.65	15.00
June-20	23.48	14.25	19.50	23.45	14.10	19.70
July-20	22.45	16.40	16.85	21.35	16.10	16.85
August-20	23.00	16.00	18.05	23.35	15.75	18.00
September-20	19.45	17.05	18.80	19.50	17.10	19.15
October-20	23.00	18.10	21.40	22.10	17.80	21.25
November-20	24.55	18.20	21.50	24.85	17.90	21.65
December-20	29.30	20.60	25.50	29.40	21.20	25.55
January-21	31.20	24.80	24.80	31.45	24.05	24.90
February-21	29.25	24.00	25.15	28.90	24.15	25.45
March-21	27.20	21.90	22.05	27.50	21.40	22.05

Stock Performance in comparison to BSE Sensex



AMJ LAND HOLDINGS LIMITED

Stock Performance in comparison to NSE NIFTY



Shareholding pattern and distribution pattern of shares as at 31st March, 2021:

SHAREHOLDING PATTERN			DISTRIBUTION OF SHAREHOLDING		
Category of shareholder	No. of shares	% of shares held	No. of shares	No. of shareholders	No. of Shares held
PROMOTER AND PROMOTER GROUP			1-5000	7,406	35,69,219
Individual /Hindu Undivided Family	20,68,100	5.04	5001-10000	271	10,35,060
Bodies Corporate & Trust	2,49,51,905	60.86	10001-20000	122	9,06,624
			20001-30000	29	3,53,979
PUBLIC SHAREHOLDING			30001-40000	28	5,05,410
Financial Institutions/ Banks	1,430	0.00	40001-50000	10	2,26,958
			50001-100000	23	8,38,925
			100001 & Above	33	3,35,63,825
Insurance Companies	250	0.00			
Bodies Corporate	4,59,882	1.12			
Individuals	1,27,45,937	31.09			
Non resident Indians	1,87,565	0.46			
Clearing Members	10,906	0.03			
Investor Education Protection Fund Authority Ministry of Corporate Affairs	5,74,025	1.40			
GRAND TOTAL	4,10,00,000	100.00	GRAND TOTAL	7,922	4,10,00,000

Dematerialization of Shares and Liquidity as on 31st March, 2021

Physical Form : 1.72%
Dematerialized Form : 98.28%

Trading in equity shares of the Company is permitted in dematerialized form only as per the notification issued by Securities and Exchange Board of India (SEBI). Non-promoters share holding is 34.10%.

Outstanding ADRs/ GDRs/ Warrants or any convertible instruments, conversion date and likely impact on equity: NOT APPLICABLE.

Listing fees:

Listing fees for the year 2021-22 have been paid in full to BSE Ltd. and National Stock Exchange of India Ltd.

Share Transfer System:

Pursuant to Regulation 40(10) of the SEBI (Listing Obligations and Disclosure Requirements) Regulations, 2015, the securities can be transferred only in dematerialized form w.e.f. 01st April, 2019 (except in case of Transmission or Transposition of Securities).

Certificate of Compliance:

The Certificate of Compliance with requirements of Corporate Governance by the Company, issued by M/s. Parikh & Associates, Practicing Company Secretaries is annexed.

On behalf of the Board of Directors,

A. K. Jatia,
Chairman.

Place : Pune
Dated : 29th May, 2021

DECLARATION BY THE WHOLE TIME DIRECTOR & CFO REGARDING AFFIRMATION OF CODE OF CONDUCT

To
The Members of AMJ Land Holdings Limited

I, Mr. Surendra Kumar Bansal, Whole Time Director & CFO of AMJ Land Holdings Limited, declare that all the Members of the Board of Directors and Senior Management Personnel have affirmed compliance with the Code of Conduct for the year ended 31st March, 2021.

S. K. Bansal
Whole-Time Director & CFO

Place : Pune
Dated : 29th May, 2021

ANNEXURE - 8

CRITERIA FOR SELECTION OF CANDIDATES FOR SENIOR MANAGEMENT AND MEMBERS ON THE BOARD OF DIRECTORS

Introduction:

In accordance with the provisions of Section 178 of the Companies Act, 2013, the Board of Directors of the Company at its meeting held on 01.11.2014, re-constituted the existing Remuneration Committee by changing its nomenclature as Nomination and Remuneration Committee of the Board of Directors (Committee) and also stipulated additional terms of reference in line with the Companies Act, 2013.

The Board has delegated the responsibility to the Committee to formulate the criteria for identification, selection of the candidates fit for the various positions in senior management and who are qualified to be appointed as Director on the Board of Directors of the Company.

The Committee has adopted the following criteria for selection of candidates eligible to be appointed in the Senior Management of the Company and also Member on the Board of Directors of the Company.

Criteria for Selection of Directors:

The Committee shall, before making any recommendation to the Board for appointment of any Director, consider the following;

- the candidate should have appropriate experience both in terms of quality and time in any of the areas viz. banking, infrastructure, financial management, legal, sales, marketing, administration, research, corporate governance, technical operations, or such other areas or disciplines which in the opinion of the management and Committee are relevant for the Company's business;
- the candidate should possess the positive attributes such as leadership skills, decision making skills, integrity, effective communication, hard work, commitment and such other attributes which in the opinion of the Committee the candidate possess and are in the interest of the Company;
- the candidate should be free from any disqualifications as provided under Sections 164 and 167 of the Companies Act, 2013;
- the candidate should meet the conditions of being independent as stipulated under the Companies Act, 2013 and SEBI (Listing Obligations and Disclosure Requirements), Regulations, 2015, in case of appointment of an independent director;
- the candidate should possess appropriate skills, experience and knowledge in one or more fields of finance, law, management, sales, marketing, administration, research, corporate governance, technical operations, infrastructure, or such other areas or disciplines which are relevant for the Company's business;

The Committee should also verify that the said person is not debarred from holding the office of Director pursuant to any SEBI order or any other such authority.

Criteria for Selection of Senior Management Personnel:

The term 'Senior Management' shall have the meaning provided under the explanation to Section 178 of the Companies Act, 2013 and SEBI (Listing Obligations and Disclosure Requirements) Regulations, 2015, as amended with effect from 1st April, 2019, as provided herewith -

As per Section 178 of the Companies Act, 2013,

The expression "senior management" means personnel of the company who are members of its core management team excluding Board of Directors comprising all members of management one level below the executive directors, including the functional heads.

As per SEBI (Listing Obligations and Disclosure Requirements) Regulations, 2015, as amended with effect from 1st April, 2019

- "senior management" shall mean officers/personnel of the listed entity who are members of its core management team excluding board of directors and normally this shall comprise all members of management one level below the chief executive officer/managing director/whole time director/manager (including chief executive officer/manager, in case they are not part of the board) and shall specifically include company secretary and chief financial officer.

The Committee shall, before making any recommendation to the Board, for appointment, consider the attributes of the candidate set forth below:

- The candidate should have appropriate experience both in terms of quality and time in any of the areas viz. banking, infrastructure, financial management, legal, sales, marketing, administration, research, corporate governance, technical operations, or such other areas or disciplines which in the opinion of the management and Committee are relevant for the Company's business;
- The candidate should possess the positive attributes such as leadership skills, decision making skills, integrity, effective communication, hard work, commitment and such other attributes which in the opinion of the Committee the candidate possess and are in the interest of the Company.

If the Committee finds that the candidate meets the above criteria for appointment as part of Senior Management or as a Director on the Board, as the case may be, the Committee shall make its recommendation to the Board.

Remuneration Policy:

The Company's remuneration policy is based on the success and performance of the individual employee and the Company. Through, its compensation policy, the Company endeavours to attract, retain, develop and motivate a high performance workforce. The Company follows a compensation mix of fixed pay, variable and fixed allowances, benefits and bonuses etc.. Individual performance pay is determined by business performance and the performance of the individuals measured through the annual appraisal process.

The Company pays remuneration by way of salary (fixed component), benefits, perquisites and allowances (variable component) to its Managing Directors and the executive directors. Periodical increases, if any, are decided by the Remuneration Committee and Board subject to the approval by the members and are effective from April 1 each year. The Remuneration Committee decides on the commission if any payable to Executive Chairman out of profits for the financial year and within the ceiling prescribed by the Companies Act based on the performance of the Company as well as that of the incumbent.

The Company pays sitting fees of ₹ 10,000 per meeting or as may be fixed from time to time to its directors for attending the meetings of the Board and ₹ 10,000/ ₹ 5,000 for meetings of the Committee of the Board. The Company also reimburses the out of pocket expenses incurred by the Directors for attending the meetings.

INDEPENDENT AUDITOR'S REPORT

To

The Members of AMJ Land Holdings Limited

Report on the Audit of the Standalone Financial Statements

Opinion

We have audited the accompanying standalone financial statements of AMJ Land Holdings Limited ("the Company"), which comprise the Balance Sheet as at March 31, 2021, the Statement of Profit and Loss (including Other Comprehensive Income), the Statement of Changes in Equity and the Statement of Cash Flows for the year ended on that date, and a summary of the significant accounting policies and other explanatory information (hereinafter referred to as "the standalone financial statements").

In our opinion and to the best of our information and according to the explanations given to us, the aforesaid standalone financial statements give the information required by the Companies Act, 2013 ("the Act") in the manner so required and give a true and fair view in conformity with the Indian Accounting Standards prescribed under section 133 of the Act read with the Companies (Indian Accounting Standards) Rules, 2015, as amended, ("Ind AS") and other accounting principles generally accepted in India, of the state of affairs of the Company as at March 31, 2021, the profit and total comprehensive income, changes in equity and its cash flows for the year ended on that date.

Basis for Opinion

We conducted our audit of the standalone financial statements in accordance with the Standards on Auditing (SAs) specified under section 143(10) of the Act. Our responsibilities under those SAs are further described in the *Auditor's Responsibilities for the Audit of the Standalone Financial Statements* section of our report. We are independent of the Company in accordance with the Code of Ethics issued by the Institute of Chartered Accountants of India (ICAI) together with the independence requirements that are relevant to our audit of the standalone financial statements under the provisions of the Act and the Rules made thereunder, and we have fulfilled our other ethical responsibilities in accordance with these requirements and the ICAI's Code of Ethics. We believe that the audit evidence we have obtained is sufficient and appropriate to provide a basis for our audit opinion on the standalone financial statements.

Key Audit Matters

Key audit matters are those matters that, in our professional judgment, were of most significance in our audit of the standalone financial statements of the current period. These matters were addressed in the context of our audit of the standalone financial statements as a whole, and in forming our opinion thereon, and we do not provide a separate opinion on these matters. We have determined the matters described below to be the key audit matters to be communicated in our report.

Key Audit Matter	Auditor's Response
<p>Loans given to associate company - classification, measurement and impairment</p> <p>During the year, the Company has given additional loan of ₹ 243.20 lakhs to Biodegradable Products India Limited (formerly Pudumjee Plant Laboratories Limited) (the "associate company") and the total loan outstanding to the associate company as on March 31, 2021 is ₹ 2,213.88 lakhs. Fixed repayment-terms of the loan not defined however the loan is repayable on demand. The same is classified as "Loans" in "Current financial assets" and measured at amortised cost using effective interest rate based on management's estimate.</p> <p>Management has evaluated and concluded that such loan is not long-term interests that, in substance, form part of the Company's net investment in the associate company.</p>	<p>Our procedure included, but were not limited to the following:</p> <ul style="list-style-type: none"> • We considered the business model and terms of the financial assets considering rights and obligation of the Company and the associate company. • Obtained independent valuation report containing valuation of assets, including investment properties, of the associate company. Assessed the professional competence, objectivity and capabilities of the valuation specialist engaged by the management. Assessed reasonableness of the assumptions used and future business plans of the business of the associate company's management.

Based on the valuation report of the valuation specialist engaged by the management, and based on management estimate, no impairment considered necessary for the investments made in associate company.

Refer note 5(c) and note 25(a) of the standalone financial statements.

- We have considered the managements representation regarding obtaining future planned repayment of the short term loan given.
- We have assessed the appropriateness disclosures given in the standalone financial statements.

Other Information

The Company's Management and Board of Directors are responsible for the preparation of the other information. The other information comprises the information included in the Company's Annual Report but does not include the standalone financial statements and our auditor's report thereon.

The Annual Report is expected to be made available to us after the date of our auditor's report.

Our opinion on the standalone financial statements does not cover the other information and we do not express any form of assurance conclusion thereon.

In connection with our audit of the standalone financial statements, our responsibility is to read the other information identified above when it becomes available and, in doing so, consider whether the other information is materially inconsistent with the standalone financial statements or our knowledge obtained during the course of our audit or otherwise appears to be materially misstated.

Responsibilities of Management and Those Charged with Governance for the Standalone Financial Statements

The Company's Management and Board of Directors are responsible for the matters stated in section 134(5) of the Act with respect to the preparation of these standalone financial statements that give a true and fair view of the state of affairs, the profit and total comprehensive income, changes in equity and its cash flows of the Company in accordance with the Ind AS and other accounting principles generally accepted in India. This responsibility also includes maintenance of adequate accounting records in accordance with the provisions of the Act for safeguarding the assets of the Company and for preventing and detecting frauds and other irregularities; selection and application of appropriate accounting policies; making judgments and estimates that are reasonable and prudent; and design, implementation and maintenance of adequate internal financial controls, that were operating effectively for ensuring the accuracy and completeness of the accounting records, relevant to the preparation and presentation of the standalone financial statements that give a true and fair view and are free from material misstatement, whether due to fraud or error.

In preparing the standalone financial statements, management is responsible for assessing the Company's ability to continue as a going concern, disclosing, as applicable, matters related to going concern and using the going concern basis of accounting unless management either intends to liquidate the Company or to cease operations, or has no realistic alternative but to do so.

The Board of Directors are responsible for overseeing the Company's financial reporting process.

Auditor's Responsibilities for the Audit of the Standalone Financial Statements

Our objectives are to obtain reasonable assurance about whether the standalone financial statements as a whole are free from material misstatement, whether due to fraud or error, and to issue an auditor's report that includes our opinion. Reasonable assurance is a high level of assurance, but is not a guarantee that an audit conducted in accordance with SAs will always detect a material misstatement when it exists. Misstatements can arise from fraud or error and are considered material if, individually or in the aggregate, they could reasonably be expected to influence the economic decisions of users taken on the basis of these standalone financial statements.

As part of an audit in accordance with SAs, we exercise professional judgment and maintain professional skepticism throughout the audit. We also:

- Identify and assess the risks of material misstatement of the standalone financial statements, whether due to fraud or error, design and perform audit procedures responsive to those risks, and obtain audit evidence that is sufficient and appropriate to provide a basis for our opinion. The risk of not detecting a

AMJ LAND HOLDINGS LIMITED

material misstatement resulting from fraud is higher than for one resulting from error, as fraud may involve collusion, forgery, intentional omissions, misrepresentations, or the override of internal control.

- Obtain an understanding of internal financial controls relevant to the audit in order to design audit procedures that are appropriate in the circumstances. Under section 143(3)(i) of the Act, we are also responsible for expressing our opinion on whether the Company has adequate internal financial controls system in place and the operating effectiveness of such controls.
- Evaluate the appropriateness of accounting policies used and the reasonableness of accounting estimates and related disclosures made by management.
- Conclude on the appropriateness of management's use of the going concern basis of accounting and, based on the audit evidence obtained, whether a material uncertainty exists related to events or conditions that may cast significant doubt on the Company's ability to continue as a going concern. If we conclude that a material uncertainty exists, we are required to draw attention in our auditor's report to the related disclosures in the standalone financial statements or, if such disclosures are inadequate, to modify our opinion. Our conclusions are based on the audit evidence obtained up to the date of our auditor's report. However, future events or conditions may cause the Company to cease to continue as a going concern.
- Evaluate the overall presentation, structure and content of the standalone financial statements, including the disclosures, and whether the standalone financial statements represent the underlying transactions and events in a manner that achieves fair presentation.

We communicate with those charged with governance regarding, among other matters, the planned scope and timing of the audit and significant audit findings, including any significant deficiencies in internal control that we identify during our audit.

We also provide those charged with governance with a statement that we have complied with relevant ethical requirements regarding independence, and to communicate with them all relationships and other matters that may reasonably be thought to bear on our independence, and where applicable, related safeguards.

From the matters communicated with those charged with governance, we determine those matters that were of most significance in the audit of the standalone financial statements of the current period and are therefore the key audit matters. We describe these matters in our auditor's report unless law or regulation precludes public disclosure about the matter or when, in extremely rare circumstances, we determine that a matter should not be communicated in our report because the adverse consequences of doing so would reasonably be expected to outweigh the public interest benefits of such communication.

Other Matters

We did not audit the financial statements of a jointly controlled entity (M/s. Pudumjee G:Corp Developers). The standalone financial statements include the Company's share of its total assets of ₹ 2132.26 lakhs as at March 31, 2021, total revenue of ₹ 312.49 lakhs, total comprehensive income/(loss) (comprising of net profit/(loss) after tax and other comprehensive income) of ₹ (28.08) lakhs and net cash out-flows of ₹ 8.96 lakhs for the year ended on that date. These financial statements have been audited by other auditor whose report have been furnished to us by the Management. Our opinion on the standalone financial results and our report in terms the Act, insofar as it relates to the amounts and disclosures included in respect of the jointly controlled entity, is based solely on the report of the other auditor.

Our opinion is not modified in respect of this matters.

Report on Other Legal and Regulatory Requirements

1. As required by the Companies (Auditor's Report) Order, 2016 ("the Order") issued by the Central Government in terms of Section 143(11) of the Act, we give in "Annexure A" a statement on the matters specified in paragraphs 3 and 4 of the Order, to the extent applicable.
2. As required by Section 143(3) of the Act, we report that:
 - (a) We have sought and obtained all the information and explanations which to the best of our knowledge and belief were necessary for the purposes of our audit.
 - (b) In our opinion, proper books of account as required by law have been kept by the Company so far as it appears from our examination of those books.

- (c) The Balance Sheet, the Statement of Profit and Loss (including other comprehensive income), the Statement of Changes in Equity and the Cash Flow Statement dealt with by this Report are in agreement with the books of account.
- (d) In our opinion, the aforesaid standalone financial statements comply with the Indian Accounting Standards specified under Section 133 of the Act.
- (e) On the basis of the written representations received from the directors as on March 31, 2021 taken on record by the Board of Directors, none of the directors is disqualified as on March 31, 2021 from being appointed as a director in terms of Section 164 (2) of the Act.
- (f) With respect to the adequacy of the internal financial controls reference to financial statements of the Company and the operating effectiveness of such controls, refer to our separate Report in Annexure B.
- (g) With respect to the other matters to be included in the Auditor's Report in accordance with the requirements of Section 197(16) of the Act, as amended, in our opinion and to the best of our information and according to the explanations given to us, the remuneration paid by the Company to its directors during the year is in accordance with the provisions of Section 197 read with Schedule V of the Act.
- (h) With respect to the other matters to be included in the Auditors' Report in accordance with Rule 11 of the Companies (Audit and Auditors) Rules, 2014, in our opinion and to the best of our information and according to the explanations given to us:
 - i. The standalone financial statements disclose the impact of pending litigations on the Company;
 - ii. The Company did not have any long-term contracts including derivative contracts as at March 31, 2021;
 - iii. There has been no delay in transferring amounts, required to be transferred, to the Investor Education and Protection Fund by the Company during the year ended March 31, 2021;

For J M Agrawal & Co.
Chartered Accountants
Firm Registration Number: 100130W

Place : Pune
Date : 29th May, 2021

Punit Agrawal
Partner
Membership Number: 148757
UDIN : 21148757AAAAAY5692

ANNEXURE A TO INDEPENDENT AUDITORS' REPORT

Referred to in the Independent Auditors' Report of even date to the members of AMJ Land Holdings Limited on the standalone financial statements as of and for the year ended March 31, 2021

- i. (a) The Company is maintaining proper records showing full particulars, including quantitative details and situation, of property, plant and equipment.
- (b) The property, plant and equipment are physically verified by the Management according to a phased programme designed to cover all the items over a period of three years, which, in our opinion, is reasonable having regard to the size of the Company and the nature of its assets. Pursuant to the programme, a portion of the property, plant and equipment has been physically verified by the Management during the year and no material discrepancies have been noticed on such verification.
- (c) According to the information and explanations given to us and the records examined by us and based on the examination of the property title documents provided to us, we report that, the title deeds, comprising all the immovable properties of land and buildings which are freehold, as disclosed in Note 3 and Note 4 on property, plant and equipment and investment properties to the financial statements, are held in the name of the Company.
- ii. The physical verification of inventory have been conducted at reasonable intervals by the Management during the year. No material discrepancies were noticed on such physical verification.
- iii. The Company has granted unsecured loans, to one company covered in the register maintained under Section 189 of the Act.
 - (a) In respect of the aforesaid loans, the terms and conditions under which such loans were granted are not prejudicial to the Company's interest.
 - (b) In respect of the aforesaid loans, no schedule for repayment of principal has been stipulated by the Company. Therefore, in absence of stipulation of repayment terms we do not make any comment on the regularity of repayment of principal. The party is regular in payment of interest as applicable.
 - (c) In respect of the aforesaid loans, there is no amount which is overdue for more than ninety days.
- iv. In our opinion, and according to the information and explanations given to us, the Company has complied with the provisions of Section 185 and 186 of the Companies Act, 2013 in respect of the loans and investments made, and guarantees and security provided by it.
- v. The Company has not accepted any deposits from the public within the meaning of Sections 73, 74, 75 and 76 of the Act and the Rules framed there under to the extent notified.
- vi. The Central Government of India has not specified the maintenance of cost records under sub-section (1) of Section 148 of the Act for any of the products of the Company.
- vii. (a) According to the information and explanations given to us and the records of the Company examined by us, in our opinion, the Company is regular in depositing the undisputed statutory dues, including provident fund, professional tax, income tax, goods and service tax and other material statutory dues, as applicable, with the appropriate authorities.
- (b) According to the information and explanations given to us and the records of the Company examined by us, there are no dues of income tax, goods and service tax, which have not been deposited on account of any dispute.
- viii. According to the records of the Company examined by us and the information and explanation given to us, the Company has not defaulted in repayment of loans or borrowings to any financial institution or bank or Government as at the balance sheet date.

- ix. During the year ended March 31, 2021, the Company has not raised any moneys by way of initial public offer, further public offer (including debt instruments) and term loans. Accordingly, the provisions of Clause 3(ix) of the Order are not applicable to the Company.
- x. During the course of our examination of the books and records of the Company, carried out in accordance with the generally accepted auditing practices in India, and according to the information and explanations given to us, we have neither come across any instance of material fraud by the Company or on the Company by its officers or employees, noticed or reported during the year, nor have we been informed of any such case by the Management.
- xi. The Company has paid/ provided for managerial remuneration in accordance with the requisite approvals mandated by the provisions of Section 197 read with Schedule V to the Act.
- xii. As the Company is not a Nidhi Company and the Nidhi Rules, 2014 are not applicable to it, the provisions of Clause 3(xii) of the Order are not applicable to the Company.
- xiii. The Company has entered into transactions with related parties in compliance with the provisions of Sections 177 and 188 of the Act. The details of such related party transactions have been disclosed in the financial statements as required by the applicable accounting standards.
- xiv. The Company has not made any preferential allotment or private placement of shares or convertible debentures during the year under audit. Accordingly, the provisions of Clause 3(xiv) of the Order are not applicable to the Company.
- xv. The Company has not entered into any non cash transactions with its directors or persons connected with him. Accordingly, the provisions of Clause 3(xv) of the Order are not applicable to the Company.
- xvi. The Company is not required to be registered under Section 45-IA of the Reserve Bank of India Act, 1934. Accordingly, the provisions of Clause 3(xvi) of the Order are not applicable to the Company.

For J M Agrawal & Co.
Chartered Accountants
Firm Registration Number: 100130W

Place : Pune
Date : 29th May, 2021

Punit Agrawal
Partner
Membership Number: 148757
UDIN : 21148757AAAAAY5692

ANNEXURE B TO INDEPENDENT AUDITORS' REPORT

Referred to in the Independent Auditors' Report of even date to the members of AMJ Land Holdings Limited on the standalone financial statements for the year ended March 31, 2021

Report on the Internal Financial Controls under Clause (i) of Sub-section 3 of Section 143 of the Act

1. We have audited the internal financial controls over financial reporting of AMJ Land Holdings Limited ("the Company") as of March 31, 2021 in conjunction with our audit of the standalone financial statements of the Company for the year ended on that date.

Management's Responsibility for Internal Financial Controls

2. The Company's management is responsible for establishing and maintaining internal financial controls based on the internal control over financial reporting criteria established by the Company considering the essential components of internal control stated in the Guidance Note on Audit of Internal Financial Controls Over Financial Reporting issued by the Institute of Chartered Accountants of India (ICAI). These responsibilities include the design, implementation and maintenance of adequate internal financial controls that were operating effectively for ensuring the orderly and efficient conduct of its business, including adherence to company's policies, the safeguarding of its assets, the prevention and detection of frauds and errors, the accuracy and completeness of the accounting records, and the timely preparation of reliable financial information, as required under the Act.

Auditors' Responsibility

3. Our responsibility is to express an opinion on the Company's internal financial controls over financial reporting based on our audit. We conducted our audit in accordance with the Guidance Note on Audit of Internal Financial Controls Over Financial Reporting (the "Guidance Note") and the Standards on Auditing deemed to be prescribed under section 143(10) of the Act to the extent applicable to an audit of internal financial controls, both applicable to an audit of internal financial controls and both issued by the ICAI. Those Standards and the Guidance Note require that we comply with ethical requirements and plan and perform the audit to obtain reasonable assurance about whether adequate internal financial controls over financial reporting was established and maintained and if such controls operated effectively in all material respects.
4. Our audit involves performing procedures to obtain audit evidence about the adequacy of the internal financial controls system over financial reporting and their operating effectiveness. Our audit of internal financial controls over financial reporting included obtaining an understanding of internal financial controls over financial reporting, assessing the risk that a material weakness exists, and testing and evaluating the design and operating effectiveness of internal control based on the assessed risk. The procedures selected depend on the auditor's judgement, including the assessment of the risks of material misstatement of the financial statements, whether due to fraud or error.
5. We believe that the audit evidence we have obtained is sufficient and appropriate to provide a basis for our audit opinion on the Company's internal financial controls system over financial reporting.

Meaning of Internal Financial Controls Over Financial Reporting

6. A company's internal financial control over financial reporting is a process designed to provide reasonable assurance regarding the reliability of financial reporting and the preparation of financial statements for external purposes in accordance with generally accepted accounting principles. A company's internal financial control over financial reporting includes those policies and procedures that (1) pertain to the maintenance of records that, in reasonable detail, accurately and fairly reflect the transactions and dispositions of the assets of the company; (2) provide reasonable assurance that transactions are recorded as necessary to permit preparation of financial statements in accordance with generally accepted accounting principles, and that

receipts and expenditures of the company are being made only in accordance with authorisations of management and directors of the company; and (3) provide reasonable assurance regarding prevention or timely detection of unauthorised acquisition, use, or disposition of the company's assets that could have a material effect on the financial statements.

Inherent Limitations of Internal Financial Controls Over Financial Reporting

7. Because of the inherent limitations of internal financial controls over financial reporting, including the possibility of collusion or improper management override of controls, material misstatements due to error or fraud may occur and not be detected. Also, projections of any evaluation of the internal financial controls over financial reporting to future periods are subject to the risk that the internal financial control over financial reporting may become inadequate because of changes in conditions, or that the degree of compliance with the policies or procedures may deteriorate.

Opinion

8. In our opinion, the Company has, in all material respects, an adequate internal financial controls system over financial reporting and such internal financial controls over financial reporting were operating effectively as at March 31, 2021, based on the internal control over financial reporting criteria established by the Company considering the essential components of internal control stated in the Guidance Note on Audit of Internal Financial Controls Over Financial Reporting issued by the Institute of Chartered Accountants of India.

For J M Agrawal & Co.
Chartered Accountants
Firm Registration Number: 100130W

Punit Agrawal
Partner
Membership Number: 148757
UDIN : 21148757AAAAAY5692

Place : Pune
Date : 29th May, 2021

AMJ LAND HOLDINGS LIMITED

BALANCE SHEET AS AT 31ST MARCH, 2021

(All amounts in INR lakhs unless otherwise stated)

	Note	31-Mar-21	31-Mar-20
ASSETS			
Non-current assets			
Property, plant and equipment	3	1,857.42	1,952.87
Capital work-in-progress	3	220.95	215.20
Investment property	4	1,052.48	1,108.45
Financial assets			
i. Investments	5(a)	2,426.16	1,068.91
ii. Loan	5(c)	-	208.59
iii. Other financial assets	5(f)	5.88	5.78
Other non-current assets	6	-	32.16
Total non-current assets		5,562.89	4,591.96
Current assets			
Inventories	7	2,948.95	3,331.72
Financial assets			
i. Investments	5(a)	986.91	1,289.67
ii. Loan	5(c)	2,802.42	2,467.36
iii. Trade receivables	5(b)	14.83	16.46
iv. Cash and cash equivalents	5(d)	392.34	632.75
v. Bank balances other than (iv) above	5(e)	12.00	12.00
vi. Other financial assets	5(f)	29.90	13.28
Other current assets	8	331.26	299.14
Total current assets		7,518.61	8,062.38
Total assets		13,081.50	12,654.34
EQUITY AND LIABILITIES			
Equity			
Equity share capital	9(a)	820.00	820.00
Other equity			
Reserves and surplus	9(b)	9,715.26	9,600.47
Other reserves	9(c)	624.42	1.96
Total equity		11,159.68	10,422.43
LIABILITIES			
Non-current liabilities			
Financial Liabilities			
i. Borrowings	10(a)	375.08	755.73
Employee benefit obligations	11	84.18	109.83
Deferred tax liabilities	12	289.72	113.72
Other non current liabilities	14	110.00	110.00
Total non-current liabilities		858.98	1,089.28
Current liabilities			
Financial liabilities			
i. Current borrowings	10(b)	300.00	300.00
ii. Trade payables			
a. Dues of micro and small enterprises	10(c)	-	-
b. Dues of other than micro and small enterprises	10(c)	132.63	113.58
iii. Other financial liabilities	10(d)	446.25	177.08
Employee benefit obligations	11	16.38	7.86
Income tax liabilities (net)	13	159.58	84.37
Other current liabilities	14	8.00	459.74
Total current liabilities		1,062.84	1,142.64
Total liabilities		1,921.82	2,231.92
Total equity and liabilities		13,081.50	12,654.34

The accompanying notes are integral part of the financial statements.

As per our report of date attached

For and on behalf of the Board of Directors of AMJ Land Holdings Limited

For J M AGRAWAL & CO.
Firm Registration No - 100130W
Chartered Accountants

V. K. Beswal
Director

A. K. Jatia
Chairman

PUNIT AGRAWAL
Partner
Membership No - 148757
Place : Pune
Date : 29th May, 2021

Shrihari Waychal
Company Secretary

S. K. Bansal
Director (Finance) &
Chief Financial Officer
Place : Pune
Date : 29th May, 2021

PROFIT AND LOSS ACCOUNT FOR THE YEAR ENDED 31ST MARCH, 2021

(All amounts in INR lakhs unless otherwise stated)

	Note	Year Ended 31 March 2021	Year Ended 31 March 2020
Income			
Revenue from operations	15	1,120.58	1,711.64
Other income (net)	16	501.10	888.03
Transfer from Capital reserve (revaluation gain)	7(a)	230.63	309.76
Total income		1,852.31	2,909.43
Expenses			
Stock in trade (land development rights acquired on transfer of land)	7(a)	-	254.34
Cost of material consumed	17	267.17	1,367.29
Changes in inventories of stock-in-trade, work-in-progress and finished inventory	18	406.16	(737.76)
Employee benefit expense	19	143.83	148.86
Finance costs	20	0.09	1.75
Depreciation and amortisation expense	21	184.87	184.66
Other expenses	22	177.99	602.28
Total expenses		1,180.11	1,821.42
Profit before tax		672.20	1,088.01
Income tax expense			
- Current tax	23	122.00	282.20
- Deferred tax	12	84.83	(163.79)
Profit for the year		465.37	969.60
Other comprehensive income			
A (i) Items that will be reclassified to profit or loss			
B (i) Items that will not be reclassified to profit or loss			
- Changes in fair value of FVOCI equity instruments		630.35	(44.70)
- Remeasurements of post-employment benefit obligations	11	14.12	2.85
- Income tax relating to above items	12	(91.17)	(0.79)
Other comprehensive income for the year, net of tax		553.30	(42.64)
Total comprehensive income for the year		1,018.67	926.96
Paid up equity capital (face value of ₹ 2/-per share)		820.00	820.00
Earning per equity share:			
Basic and Diluted (₹)	30	1.14	2.36

The accompanying notes are integral part of the financial statements.

As per our report of date attached

For and on behalf of the Board of Directors of AMJ Land Holdings Limited

For J M AGRAWAL & CO.
Firm Registration No - 100130W
Chartered Accountants

V. K. Beswal
Director

A. K. Jatia
Chairman

PUNIT AGRAWAL
Partner
Membership No - 148757

Shrihari Waychal
Company Secretary

S. K. Bansal
Director (Finance) &
Chief Financial Officer

Place : Pune
Date : 29th May, 2021

Place : Pune
Date : 29th May, 2021

AMJ LAND HOLDINGS LIMITED

STATEMENT OF CASHFLOW FOR THE YEAR ENDED 31ST MARCH, 2021

(All amounts in INR lakhs unless otherwise stated)

	Year Ended 31 March 2021	Year Ended 31 March 2020
Cash flow from operating activities		
Profit before income tax	672.20	1,088.01
Adjustments for :		
Depreciation and amortisation expense	184.87	184.66
Transfer from Capital reserve (revaluation gain)	(230.63)	(309.76)
Profit on sale of Investment property and other asset	-	(587.03)
Dividend and interest income classified as investing cash flows	(385.05)	(298.45)
Finance costs	0.09	1.75
Unwinding of Financial Assets / Liabilities	-	(21.15)
Change in assets and liabilities		
Trade receivables, other financial assets and other assets	244.10	300.00
Inventories	382.76	(1,159.02)
Trade payables, other financial liabilities, other liabilities	(166.54)	176.09
Cash generated from operations	701.80	(624.90)
Income taxes paid (net of refunds)	(97.34)	(329.80)
Net cash inflow/(outflow) from operating activities	604.46	(954.70)
Cash flows from investing activities		
Payments for additions to property, plant and equipment	(39.20)	(4.08)
Payments for purchase of investments	(600.23)	(1,231.70)
Proceeds from sale of investment property and other assets	-	896.87
Proceeds from sale of investments	302.76	101.31
Merger Adjustments PIFCO (refer note 31)	(177.45)	-
Loans repayment received / (given), net	(335.06)	734.25
Dividends received	28.68	37.81
Interest received	356.38	260.64
Net cash outflow from investing activities	(464.12)	795.10
Cash flows from financing activities		
Proceeds from/(Repayment of) borrowings (net)	(380.66)	746.28
Interest paid	(0.09)	(1.75)
Dividend and DDT paid	-	(247.14)
Net cash inflow / (outflow) from financing activities	(380.75)	497.39
Net increase / (decrease) in cash and cash equivalents	(240.41)	337.79
Cash and cash equivalents at the beginning of the financial year	632.75	294.96
Cash and cash equivalents at end of the year	392.34	632.75

Notes:

- The above Cash Flow Statement has been prepared under the "Indirect Method" set out in Indian Accounting Standard (Ind AS) 7 on Statement of Cash Flows.
- Prior year comparatives have been reclassified to conform with current year's presentation, where applicable.
- For details of Cash and cash equivalents refer note 5(d).

The accompanying notes are integral part of the financial statements.

As per our report of date attached

For and on behalf of the Board of Directors of AMJ Land Holdings Limited

For J M AGRAWAL & CO.
Firm Registration No - 100130W
Chartered Accountants

V. K. Beswal
Director

A. K. Jatia
Chairman

PUNIT AGRAWAL
Partner
Membership No - 148757
Place : Pune
Date : 29th May, 2021

Shrihari Waychal
Company Secretary

S. K. Bansal
Director (Finance) &
Chief Financial Officer
Place : Pune
Date : 29th May, 2021

Statement of changes in equity

(All amounts in INR Lakhs unless otherwise stated)

Particulars	Notes	Equity share capital	Reserves & Surplus				Other Reserve		Total Other equity
			Capital reserve	Securities premium	Retained earnings	General reserve	FVOCI Equity Instruments		
Balance as at March 31, 2019		820.00	1,479.79	1,537.50	5,758.41	400.00	46.66	9,222.36	
Profit for the year	9(b)	-	-	-	969.60	-	-	969.60	
Other Comprehensive Income for the year	9(c)	-	-	-	2.06	-	(44.70)	(42.64)	
Total comprehensive income for the year		-	-	-	971.66	-	(44.70)	926.96	
Transaction with owners in their capacity as owners:									
Dividends paid (incl. tax on Dividend)	9(b)	-	-	-	(247.14)	-	-	(247.14)	
Transferred to statement of profit and loss	9(b)	-	(309.76)	-	-	-	-	(309.76)	
Joint operation accounting	9(b)	-	10.00	-	-	-	-	10.00	
Transfer to general reserve	9(b)	-	-	-	(200.00)	200.00	-	-	
Balance as at March 31, 2020		820.00	1,180.03	1,537.50	6,282.93	600.00	1.96	9,602.42	
Profit for the year	9(b)	-	-	-	465.37	-	-	465.37	
Balance of retained earning on 01.04.2018 of PIFCO transferred on merger*	9(b)	-	-	-	(261.71)	-	-	(261.71)	
Retained earning of FY 2018-19 of PIFCO transferred on merger*	9(b)	-	-	-	(16.52)	-	-	(16.52)	
Retained earning for FY 2019-20 of PIFCO transferred on merger*	9(b)	-	135.15	-	(16.41)	4.73	-	123.47	
Transferred from statutory reserve of PIFCO on merger #	9(b)	-	-	-	-	10.70	-	-	
Other Comprehensive Income for the year	9(c)	-	-	-	14.12	-	539.18	553.30	
Balance as on 01.04.2018, of FVOCI reserve of PIFCO transferred on merger*	9(c)	-	-	-	-	-	308.25	308.25	
FVOCI reserve of FY 2018-19 of PIFCO transferred on merger*	9(c)	-	-	-	-	-	(109.20)	(109.20)	
FVOCI reserve of FY 2019-20 of PIFCO transferred on merger*	9(c)	-	-	-	-	-	(115.77)	(115.77)	
Total comprehensive income for the year		-	135.15	-	184.85	15.43	622.46	863.91	
Transaction with owners in their capacity as owners:									
Dividends paid (incl. tax on Dividend)	9(b)	-	-	-	-	-	-	-	
Transferred to statement of profit and loss	9(b)	-	(230.63)	-	-	-	-	(230.63)	
Joint operation accounting	9(b)	-	10.00	-	-	-	-	10.00	
Transfer to general reserve	9(b)	-	-	-	-	-	-	-	
Balance as at March 31, 2021		820.00	1,094.55	1,537.50	6,467.78	615.43	624.42	10,339.68	

Note: A description of the purposes of each reserve within equity shall be disclosed in the notes. Refer note 9(d)

The accompanying notes are integral part of the financial statements.

As per our report of date attached

For and on behalf of the Board of Directors of AMJ Land Holdings Limited

For JM AGRAWAL & CO.
Firm Registration No - 100130W
Chartered Accountants

V. K. Beswal
Director

A. K. Jatia
Chairman

PUNIT AGRAWAL
Partner
Membership No - 148757
Place : Pune
Date : 29th May, 2021

S. K. Bansal
Director (Finance) &
Chief Financial Officer
Place : Pune
Date : 29th May, 2021

Shrihari Waychal
Company Secretary

Notes to the standalone financial statements as on and for the year ended 31st March, 2021

Note 1: General information about the Company:

AMJ Land Holdings Limited (the "Company") is a public company domiciled in India and incorporated under the provisions of the Companies Act, 1956. Its shares are listed on two stock exchanges in India. The registered office of the Company is located at Thergaon, Pune-411033, Maharashtra, India. The Company is primarily engaged in the business of real estate development, leasing of real estate and wind power.

The standalone financial Statements were authorised for issue in accordance with resolution passed by the Board of Directors of the Company on May 29, 2021.

Note 2: Summary of significant accounting policies:

a. Basis of preparation

The standalone financial statements of the Company comply in all material aspects with Indian Accounting Standards (Ind AS) notified under Section 133 of the Companies Act, 2013 (the Act) Companies (Indian Accounting Standards) Rules, 2015 and other relevant provisions of the Act.

In accordance with Ind AS 111 Joint Arrangements, the standalone financial statements also include the Company's share of assets, liabilities, revenues and expenses relating to its interest in a Joint operation.

The financial statements have been prepared on the historical cost basis except for certain fixed assets (PP&E) converted into stock-in-trade in year 2013-14 as explained in note 7(a), and certain financial instruments that are measured at fair values at the end of each reporting period, as explained in the accounting policies below.

Fair value is the price that would be received to sell an asset or paid to transfer a liability in an orderly transaction between market participants at the measurement date. The fair value measurement is based on the presumption that the transaction to sell the asset or transfer the liability takes place either, in the principal market for the asset or liability, or in the absence of a principal market, in the most advantageous market for the asset or liability. The principal or the most advantageous market must be accessible by the Company. The fair value of an asset or a liability is measured using assumptions that market participants would use when pricing the asset or liability, assuming that market participants act in their economic best interest. The Company uses valuation techniques that are appropriate in the circumstances and for which sufficient data are available to measure fair value, maximising the use of relevant observable inputs and minimising the use of unobservable inputs.

All assets and liabilities for which fair value is measured or disclosed in the standalone financial statements are categorised within the fair value hierarchy, described as follows, based on the lowest level input that is significant to the fair value measurement as a whole:

Level 1- Quoted (unadjusted) market prices in active markets for identical assets or liabilities;

Level 2- Valuation techniques for which the lowest level input that is significant to the fair value measurement is directly or indirectly observable;

Level 3- Valuation techniques for which the lowest level input that is significant to the fair value measurement is unobservable.

b. Current versus non-current classification

The Company presents assets and liabilities in the balance sheet based on current/non-current classification. An asset is current when it is:

- Expected to be realised or intended to be sold or consumed in the normal operating cycle;
- Held primarily for the purpose of trading;
- Expected to be realised within the operating cycle or twelve months after the reporting period; or
- Cash or cash equivalent unless restricted from being exchanged or used to settle a liability for at least twelve months after the reporting period.

All other assets are classified as non-current.

A liability is current when:

- It is expected to be settled in the normal operating cycle;
- It is held primarily for the purpose of trading;
- It is due to be settled within the operating cycle or twelve months after the reporting period; or
- There is no unconditional right to defer the settlement of the liability for at least twelve months after the reporting period.

The Company classifies all other liabilities as non-current.

Deferred tax assets and liabilities are classified as non-current assets and liabilities.

The normal operating cycle in respect of operation relating to under construction real estate project depends on signing of the agreement, size of the project, phasing of the project, type of development, project complexities, approvals needed and realisation of the project into cash and cash equivalents and range from 3 to 8 years. Accordingly, project related assets and liabilities have been classified into current and non-current based on operating cycle of respective projects. All other assets and liabilities have been classified into current and non-current based on a period of 12 months.

c. Revenue Recognition

The Company derives revenues primarily from real estate projects i.e. construction and sale of real estate properties, and from leasing of real estate (together called as "Real estate business"). And from sale of wind power and renewable energy certificates (REC) (together called as "Wind power business").

Revenue is recognised to the extent that it is probable that the economic benefits will flow to the Company and the revenue can be reliably measured, regardless of when the payment is being made. The Company has concluded that it is the principal in all of its revenue arrangements since it is the primary obligor in all the revenue arrangements as it has pricing latitude and is also exposed to inventory and credit risks.

Revenue is measured at the fair value of the consideration received or receivable, taking into account contractually defined terms of payment i.e. adjusted for discounts, incentive, time value of money and excluding taxes or duties collected on behalf of the government. No element of financing deemed present, as the sales are made with a credit term consistent with market practice. Further the Company charges interest to customers on delayed payment, if any.

Revenue from real estate projects, where the performance obligations are satisfied over time and where there is no uncertainty as to measurement or collectability of consideration, is recognized as per the percentage-of-completion method. When there is uncertainty as to measurement or ultimate collectability, revenue recognition is postponed until such uncertainty is resolved.

Costs/ input expended have been used to measure progress towards completion as there is a direct relationship between cost incurred and creation/enhancement of asset (i.e. property). As per this method, revenue from sale of properties is recognised in proportion to the actual cost incurred as against the total estimated cost of projects under execution.

Determination of revenues under the percentage of completion method necessarily involves making estimates, some of which are of technical nature. The estimates of project cost and the revenue thereon are reviewed periodically by management and the cumulative effect of any changes in estimates is recognised in the period in which such changes are determined. Where it is probable that total project expenses will exceed total revenues from a project, the expected loss is recognised immediately as an expense in the statement of profit and loss.

Revenue from lease of real estate, arising from operating leases on investment properties is accounted for on a straight-line basis over the lease terms. Refer note 2(i) below for lease accounting.

Revenue from the sale of wind power is recognised when earned on the basis of contractual arrangement with the customers and reflects the value of electric units supplied including an estimated value of units supplied to the customers between the date of their last meter reading and year end.

d. Other income

Other gains/ (loss)

Profit from sale/transfer of investments and other assets is recognised only when the transfer is complete, i.e. when the transferee obtains control and legal title for the asset and when there is no uncertainty on the amount and timing of receipt of the sale consideration. The recording of profit from sale/transfer is postponed until then.

Interest income

Interest income is accrued on a time basis, by reference to the principal outstanding and at the effective interest rate applicable. Interest income is included in other income in the statement of profit and loss.

Dividends

Income from dividend on investments is accrued in the year in which it is declared, whereby the Company's right to receive is established.

e. Trade receivables and Contract balances

The company classifies the right to consideration in exchange for deliverables as either a receivable or as unbilled revenue. A receivable is a right to consideration that is unconditional upon passage of time.

Revenue from real estate projects contracts is based on percentage of completion method. Invoicing to the customers is based on milestones as defined in the contract. This would result in the timing of revenue recognition being different from the timing of billing the customers. Revenues in excess of invoicing are classified as contract assets (which we refer as unbilled revenue) while invoicing in excess of revenues are classified as contract liabilities (which we refer to as unearned revenues).

f. Property, plant and equipment

Property, plant and equipment, Capital work in progress are stated at cost, net of accumulated depreciation and accumulated impairment losses, if any. Such cost includes the cost of replacing part of the property, plant and equipment and borrowing costs for long-term construction projects if the recognition criteria are met. When significant parts of the property, plant and equipment are required to be replaced at intervals, the Company depreciates them separately based on their specific useful lives. Likewise, when a major inspection is performed, its cost is recognised in the carrying amount of the plant and equipment as a replacement if the recognition criteria are satisfied. All other repair and maintenance costs are recognised in statement of profit or loss as incurred. No decommissioning liabilities are expected or be incurred on the assets of plant and equipment.

Depreciation is calculated on a straight-line basis over the estimated useful lives of the assets as follows:

Asset Category	Useful Life considered	Useful life as per Schedule II
Building	30	30
Plant and Machinery	25	25
Vehicles	8	8
Furniture and Fixture	10	10

The Company, based on technical assessment made by technical expert and management estimate, depreciates all the assets over estimated useful life which is also the useful life prescribed in Schedule II to the Companies Act, 2013. The management believes that these estimated useful lives are realistic and reflect fair approximation of the period over which the assets are likely to be used.

The residual values, useful lives and methods of depreciation of property, plant and equipment are reviewed at each financial year end and adjusted prospectively, if appropriate.

g. Investment properties

Property that is held for long-term rental yields or for capital appreciation or both, and that is not occupied by the Company, is classified as investment property. Investment properties are measured initially at cost, including transaction costs. Subsequent to initial recognition, investment properties are stated at cost less

accumulated depreciation (as applicable to building component) and accumulated impairment loss, if any. Repair and maintenance costs are recognised in profit or loss as incurred.

The Company, based on technical assessment made by technical expert and management estimate, depreciates the building over estimated useful life of 30 years, which is also the useful life prescribed in Schedule II to the Companies Act, 2013. The management believes that these estimated useful lives are realistic and reflect fair approximation of the period over which the assets are likely to be used.

Though the Company measures investment property using cost based measurement, the fair value of investment property is disclosed in the notes. Fair values are determined based on an annual evaluation performed by the management. External valuers are involved in determination of the fair values on a need basis.

h. Inventory

Inventory comprises of stock of raw material, completed properties for sale and properties under construction. Construction work-in-progress comprises cost of land, development rights, construction and development cost, cost of material, services and other overheads related to projects under construction. Inventory is valued at cost or net realizable value whichever is lower.

The land and certain land development rights (TDR) converted from fixed asset into stock-in-trade after revaluing those fixed assets. Such land and land development rights held as stock-in-trade are carried at that revalued amount of those fixed assets. Development expenses incurred on the land including directly related overheads are accounted in inventory as 'Stock in trade - other development', and carried at cost.

i. Leases

The determination of whether an arrangement is (or contains) a lease is based on the substance of the arrangement at the inception of the lease. The arrangement is, or contains, a lease if fulfilment of the arrangement is dependent on the use of a specific asset or assets and the arrangement conveys a right to use the asset or assets, even if that right is not explicitly stated in the arrangement.

Company as a lessor

Leases in which the Company does not transfer substantially all the risks and rewards of ownership of an asset are classified as operating leases. Rental income from operating lease is recognised on a straight-line basis over the term of the relevant lease. The arrangements, in which the Company is a lessor doesn't qualify as finance lease and hence are all operating lease.

When the lease include both land and building element, the Company assess classification of each element as a finance lease or an operating lease based on guidance from Ind AS 116. Whenever necessary in order to classify and account for a lease of land and buildings, lease payments are allocated between the land and the buildings elements in proportion to the relative fair values of the leasehold interests in the land element and buildingselement of the lease at the inception date. If the lease payments cannot be allocated reliably between these two elements, the entire lease is classified as a finance lease, unless it is clear that both elements are operating leases, in which case the entire lease is classified as an operating lease.

For a lease of land and buildings in which the amount for the land element is immaterial to the lease, then the land and buildings as a single unit for the purpose of lease classification and the lease is classified as a finance lease or an operating lease applying guidance from Ind AS 116. In such cases the Company regard the economic life of the buildings as the economic life of the entire underlying asset.

Company as a lessee

At the date of commencement of the lease, the Company recognizes a right-of-use asset ("ROU") and a corresponding lease liability for all lease arrangements in which it is a lessee.

The right-of-use assets are initially recognized at cost, which comprises the initial amount of the lease liability adjusted for any lease payments made at or prior to the commencement date of the lease plus any initial direct costs less any lease incentives. They are subsequently measured at cost less accumulated depreciation and impairment losses. Right-of-use assets are depreciated from the commencement date on a straight-line basis over the shorter of the lease term and useful life of the underlying asset. Right of use

AMJ LAND HOLDINGS LIMITED

assets are evaluated for recoverability whenever events or changes in circumstances indicate that their carrying amounts may not be recoverable.

The lease liability is initially measured at amortized cost at the present value of the future lease payments. The lease payments are discounted using the interest rate implicit in the lease or, if not readily determinable, using the incremental borrowing rates in the country of domicile of these leases. Lease liabilities are re-measured with a corresponding adjustment to the related right of use asset if the Company changes its assessment of whether it will exercise an extension or a termination option. The Company does not have any lease liability.

j. Taxes

Current tax

Current tax comprises the expected tax payable or receivable on the taxable income or loss of the year and any adjustment to the tax payable or receivable in respect of previous years. It is measured using tax rate enacted or substantially enacted at the reporting date.

Deferred tax

Deferred tax is recognised in respect of temporary differences between the tax bases of assets and liabilities and their carrying amounts for financial reporting purposes at the reporting date.

Deferred tax assets are recognised for deductible temporary differences, the carry forward of unused tax credits and any unused tax losses to the extent that it is probable that taxable profit will be available against which those can be utilised. The carrying amount of deferred tax assets is reviewed at each reporting date and reduced to the extent that it is no longer probable that sufficient taxable profit will be available to allow all or part of the deferred tax asset to be utilised. Unrecognised deferred tax assets are re-assessed at each reporting date and are recognised to the extent that it has become probable that future taxable profits will allow the deferred tax asset to be recovered.

Deferred tax assets and liabilities are measured at the tax rates that are expected to apply in the year when the asset is realised or the liability is settled, based on tax rates (and tax laws) that have been enacted or substantively enacted at the reporting date.

Deferred tax assets and deferred tax liabilities are offset if a legally enforceable right exists to set off current tax assets against current tax liabilities and the deferred taxes relate to the same taxable Company and the same taxation authority.

Current and deferred tax are recognized in profit or loss, except when they relate to items that are recognized in other comprehensive income or directly in equity, in which case, the current and deferred tax are also recognized in other comprehensive income or directly in equity respectively.

k. Cash and cash equivalents

Cash and cash equivalents in the balance sheet comprise cash at banks and on hand and short-term deposits with an original maturity of three months or less, which are subject to an insignificant risk of changes in value.

l. Provisions and Contingent liability

Provisions are recognised when the Company has a present obligation (legal or constructive) as a result of a past event, it is probable that an outflow of resources embodying economic benefits will be required to settle the obligation and a reliable estimate can be made of the amount of the obligation. When the Company expects some or all of a provision to be reimbursed, for example, under an insurance contract, the reimbursement is recognised as a separate asset, but only when the reimbursement is virtually certain. The expense relating to a provision is presented in the statement of profit or loss net of any reimbursement.

If the effect of the time value of money is material, provisions are discounted using a current pre-tax rate that reflects, when appropriate, the risks specific to the liability. When discounting is used, the increase in the provision due to the passage of time is recognised as a finance cost.

Contingent liabilities are disclosed in the notes, if any. Contingent liabilities are disclosed for

- i. possible obligations which will be confirmed only by future events not wholly within the control of the Company or
- ii. present obligations arising from past events where it is not probable that an outflow of resources will be required to settle the obligation or a reliable estimate of the amount of the obligation cannot be made.

m. Employee benefits

Short-term obligations

Short-term employee benefits are expensed as the related service is provided. Liabilities for wages and salaries, including non-monetary benefits that are expected to be settled wholly within one year after the end of the period in which the employees render the related service are the end of the reporting period and are measured at the amounts expected to be paid when the liabilities are settled. The liabilities are presented as current employee benefit obligations in the balance sheet.

Other long-term employee benefit obligations

The liabilities for earned leave and sick leave are not expected to be settled wholly within 12 months after the end of the period in which the employees render the related service. They are therefore measured as the present value of expected future payments to be made in respect of services provided by employees up to the end of the reporting period using the projected unit credit method. The benefits are discounted using the market yields at the end of the reporting period on government bonds that have terms approximating to the terms of the related obligation. Re-measurements as a result of experience adjustments and changes in actuarial assumptions are recognised in profit or loss.

The company does not have an unconditional right to defer settlement for any of these obligations. However, based on past experience, the company does not expect all employees to take the full amount of accrued leave or require payment within the next 12 months and accordingly amounts have been classified as current and non-current based on actuarial valuation report.

Post-employment obligations

The Company operates the following post-employment schemes:

- i. defined benefit plan - gratuity; and
- ii. defined contribution plans such as provident fund and superannuation fund.

Defined benefit plans

The liability or asset recognised in the balance sheet in respect of defined benefit gratuity plans is the present value of the defined benefit obligation at the end of the reporting period less the fair value of plan assets. The defined benefit obligation is calculated annually by actuaries using the projected unit credit method. If the fair value of plan assets exceeds the present value of the defined benefit obligation at the end of the balance sheet date, then excess is recognized as an asset to the extent that it will lead to, for example, a reduction in future contribution to plan asset.

The present value of the defined benefit obligation is determined by discounting the estimated future cash outflows by reference to market yields at the end of the reporting period on government bonds that have terms approximating to the terms of the related obligation. The net interest cost is calculated by applying the discount rate to the net balance of the defined benefit obligation and the fair value of plan assets. This cost is included in employee benefit expense in the statement of profit and loss. Re-measurement gains and losses arising from experience adjustments and changes in actuarial assumptions are recognised in the period in which they occur, directly in other comprehensive income. They are included in retained earnings in the statement of changes in equity and in the balance sheet. Changes in the present value of the defined benefit obligation resulting from plan amendments or curtailments are recognised immediately in profit or loss as past service cost.

Defined contribution plans

Retirement benefit in the form of provident fund and superannuation fund are defined contribution schemes. The Company has no obligation, other than the contribution payable to the provident fund and superannuation

fund. The Company recognizes contribution payable to the provident fund and superannuation fund as an expense, when an employee renders the related service. If the contribution payable to the scheme for service received before the balance sheet date exceeds the contribution already paid, the deficit payable to the scheme is recognized as a liability after deducting the contribution already paid.

n. Financial instruments

Financial assets

Initial recognition and measurement

All financial assets are recognised initially at fair value, except for investment in subsidiaries, associates, joint operation or joint venture where the Company has availed option to recognise the same at cost in separate financial statements.

The classification depends on the Company's business model for managing the financial asset and the contractual terms of the cash flows. The Company classifies its financial assets in the following measurement categories:

- i. those to be measured subsequently at fair value (either through other comprehensive income, or through profit or loss),
- ii. those measured at amortised cost, and
- iii. those measured at cost, in separate financial statements.

Subsequent measurement

For assets measured at fair value, gains and losses will either be recorded in profit or loss or other comprehensive income. For investments in equity instruments, this will depend on whether the Company has made an irrevocable election at the time of initial recognition to account for the equity investment at fair value through other comprehensive income. All other financial assets are measured at amortised cost, using the effective interest rate (EIR) method. Amortised cost is calculated by taking into account any discount or premium on acquisition and fees or costs that are an integral part of the EIR. The EIR amortisation is included in finance income in the statement of profit or loss.

Impairment of financial assets

The Company applies expected credit loss (ECL) model for measurement and recognition of impairment loss financial assets that are not fair valued.

For all financial assets including trade receivables, expected credit losses are measured at an amount equal to the 12-month ECL, unless there has been a significant increase in credit risk from initial recognition in which case those are measured at lifetime ECL.

Based on assessment performed management has concluded that impact of expected credit loss is not material and current provision made against trade receivable is adequate to cover the provision on account of expected credit loss.

The amount of expected credit losses (or reversal) that is required to adjust the loss allowance at the reporting date to the amount that is required to be recognized, is recognized under the head 'other expenses' in the statement of profit and loss.

The Company does not have any purchased or originated credit-impaired (POCI) financial assets, i.e., financial assets which are credit impaired on purchase/ origination.

De-recognition of financial assets

The Company derecognizes a financial asset when -

- i. the contractual rights to the cash flows from the financial asset expire or it transfers the financial asset and the transfer qualifies for de-recognition under IND AS 109.
- ii. it retains contractual rights to receive the cash flows of the financial asset but assumes a contractual obligation to pay the cash flows to one or more recipients.

When the entity has neither transferred a financial asset nor retained substantially all risks and rewards of

ownership of the financial asset, the financial asset is de-recognised if the Company has not retained control of the financial asset. Where the Company retains control of the financial asset, the asset is continued to be recognised to extent of continuing involvement in the financial asset.

Financial liabilities

Initial recognition

All financial liabilities are recognized initially at fair value and, in the case of loans and borrowings and payables, net of directly attributable transaction costs.

Subsequent measurement

The subsequent measurement of financial liabilities depends on their classification, as described below:

Trade and other payables

These amounts represent liabilities for goods and services provided to the Company prior to the end of financial year which are unpaid. The amounts are unsecured and are usually paid within 30 days of recognition. Trade and other payables are presented as current liabilities unless payment is not due within one year after the reporting period. They are recognised initially at their fair value and subsequently measured at amortised cost using the effective interest method.

Borrowings

Borrowings are initially recognised at fair value, net of transaction costs incurred. Borrowings are subsequently measured at amortised cost. Any difference between the proceeds (net of transaction costs) and the redemption amount is recognised in profit or loss over the period of the borrowings using the effective interest method. Fees paid on the establishment of loan facilities are recognised as transaction costs of the loan to the extent that it is probable that some or all of the facility will be drawn down. In this case, the fee is deferred until the draw down occurs. To the extent there is no evidence that it is probable that some or all of the facility will be drawn down, the fee is capitalised as a prepayment for liquidity services and amortised over the period of the facility to which it relates.

Borrowings are de-recognised when the obligation specified in the contract is discharged, cancelled or expired. The difference between the carrying amount of a financial liability that has been extinguished or transferred to another party and the consideration paid, including any non-cash assets transferred or liabilities assumed, is recognised in profit or loss as other gains/(losses).

Borrowings are classified as current liabilities unless the group has an unconditional right to defer settlement of the liability for at least one year after the reporting period.

o. Earnings per share

The basic earnings per share is computed by dividing the net profit for the year attributable to equity shareholders by the weighted average number of equity shares outstanding during the period. The Company does not have any potential equity share or warrant outstanding for the periods reported, hence diluted earnings per share is same as basic earnings per share of the Company.

p. Segment reporting

Where a financial report contains both consolidated financial statements and separate financial statements of the parent, segment information needs to be presented only in case of consolidated financial statements. Accordingly, segment information has been provided only in the consolidated financial statements.

q. Critical accounting estimates and judgements

Impairment of financial assets

The Company estimates the collectability of Trade receivable, Loan receivables and Investments carried at cost, by analysing historical payment patterns, credit-worthiness of party and current economic trends. If the financial condition of the party deteriorates, additional allowances may be required.

AMJ LAND HOLDINGS LIMITED

Income Taxes

Significant judgments are involved in determining the provision for income taxes, including amount expected to be paid/recovered for uncertain tax positions.

Revenue recognition

The Company uses percentage of completion method in accounting for real estate construction contracts, since it is concluded that in such contracts the performance obligation is satisfying over time. Use of the percentage of completion method requires the Company to estimate the costs expended to date as a proportion of the total costs to be expended. Costs expended have been used to measure progress towards completion as there is a direct relationship between input and productivity.

Defined benefit obligation

The cost of the defined benefit plans and the present value of the defined benefit obligation are based on actuarial valuation using the projected unit credit method. An actuarial valuation involves making various assumptions that may differ from actual developments in the future. These include the determination of the discount rate, future salary increases, employee turnover rate and mortality rates. Due to the complexities involved in the valuation and its long-term nature, a defined benefit obligation is highly sensitive to changes in these assumptions. All assumptions are reviewed at each reporting date.

Classification of joint arrangements

The joint control agreement in relation to M/s. Pudumjee G:Corp Developers, require unanimous consent from all parties for all relevant activities. The two partners have direct rights to the assets of the partnership and are jointly and severally liable for the liabilities incurred by the partnership. This entity is therefore classified as a joint operation and the Company recognises its direct right to the jointly held assets, liabilities, revenues and expenses.

Notes to the financial statements as at and for the year ended 31st March, 2021

Note 3(a): Property, Plant & Equipment, ROU asset and Capital Work in Progress (All amounts in INR lakhs unless otherwise stated)

Particulars	Property, Plant & Equipment				Right of use assets			Capital Work in Progress
	Freehold Land	Buildings	Plant & Machinery	Furniture & Fixtures	Vehicles	Total	Land	
Cost								
At 1st April 2019	35.00	260.13	1,876.73	204.05	49.09	2,425.00	-	214.70
Additions	-	3.22	-	0.34	-	3.56	26.65	0.50
Disposals / Transfer	-	-	-	-	-	-	-	-
At 31st March 2020	35.00	263.35	1,876.73	204.39	49.09	2,428.56	26.65	215.20
Additions	-	16.35	19.44	0.23	-	36.02	-	5.75
Disposals / Transfer	-	-	-	-	-	-	-	-
At 31st March 2021	35.00	279.70	1,896.17	204.62	49.09	2,464.58	26.65	220.95
Depreciation/Amortisation								
At 1st April 2019	-	11.50	303.14	35.33	20.80	370.77	-	-
Additions	-	3.95	101.28	19.22	5.58	130.04	1.56	1.56
Disposals / Transfer	-	-	-	-	-	-	-	-
At 31st March 2020	-	15.45	404.42	54.55	26.38	500.80	1.56	1.56
Additions	-	3.95	101.14	19.21	5.59	129.88	1.56	1.56
Disposals / Transfer	-	-	-	-	-	-	-	-
At 31st March 2021	-	19.40	505.56	73.76	31.97	630.69	3.12	3.12
Net Book Value								
At 31st March 2021	35.00	260.30	1,390.61	130.87	17.12	1,833.89	23.53	220.95
At 31st March 2020	35.00	247.90	1,472.31	149.85	22.71	1,927.76	25.09	215.20

Capital WIP represents cost attributable to proposed new office building.

Note 3(b): Additional disclosure for PPE

Particulars	Gross Block As at 31-03-20	Accumulated Depreciation 31-03-20	Gross Block As at 31-03-21	Accumulated Depreciation 31-03-21
Property Plant & Equipment				
Building on Leaseholdland	351.20	103.17	367.55	107.12
Plant & Machinery	2,413.80	919.59	2,433.24	1,020.73
Data processing Equipment	-	-	-	-
Freehold Land	35.00	-	35.00	-
Furniture & Fixture	186.82	60.85	187.05	80.06
Vehicles	60.28	35.71	60.28	41.30
Total PPE	3,047.10	1,119.32	3,083.11	1,249.20
Right to Use Asstes				
Leasehold-Land	26.65	1.56	26.65	3.12
Leasehold-Land & Building	-	-	-	-
Leasehold-Premises	-	-	-	-
Total ROU	26.65	1.56	26.65	3.12
Capital work in Progress	215.20	-	220.95	-
Total other intangible Assets	-	-	-	-
Intangible assets under Dev.	-	-	-	-
Grand total	3,288.95	1,120.88	3,330.71	1,252.32

AMJ LAND HOLDINGS LIMITED

Notes to the financial statements as on and for the year ended 31st March, 2021

(All amounts in INR lakhs unless otherwise stated)

Note 4 : Investment Properties

Particulars	Amount
Carrying amount as at 01-Apr-2019	
Land	5.74
Building	1,158.82
Total	1,164.56
Sale of Land accounted during the year ended 31-Mar-2020 [refer note 4(a) below]	0.08
Depreciation charge for year ended 31-Mar-2020	56.03
Carrying amount as at 31-Mar-2020	
Land	5.66
Building	1,102.79
Total	1,108.45
Depreciation charge for year ended 31-Mar-2021	55.97
Carrying amount as at 31-Mar-2021	
Land [refer note 4(a) below]	5.66
Building	1,046.82
Total	1,052.48

The company's investment property consists of industrial land and buildings and commercial property in India.

The company has no restrictions on the realisability of its investment property and no contractual obligation to purchase, construct or develop investment properties or for repairs, maintenance and enhancements. Refer note 4(a) below.

Note 4 (a):

Out of total land in Investment property, land admeasuring about 3010 square meters has been surrendered to Municipal Corporation for road widening purpose in the year 2007. Owing to uncertainty on the amount and timing of receipt of the consideration in earlier years and pending finalisation and execution of relevant documentation, and in accordance with accounting policy disclosed in Note 2(d), the Company has accounted such transfer of land of about 2628.48 square meters and corresponding gain in previous year ended March 31 2020.

Regarding surrender of land of about 382 square meters, the mode and value of consideration, including timing of receipt is still unascertainable. The Company is entitled to TDR with an out side chance of cash compensation, and such this will be included in accounts when finally decided.

b) Amounts recognised in profit or loss for investment properties

Particulars	31-Mar-21	31-Mar-20
Rental income	114.39	101.46
Direct operating expenses from property that generated rental income including depreciation	63.36	63.56
Direct operating expenses from property that did not generate rental income including depreciation	6.18	6.18

c) Fair value

Particulars	31-Mar-21	31-Mar-20
Investment properties		
Land	41,692.33	41,692.33
Buildings	3,589.88	3,589.88
	45,282.21	45,282.21

(d) Estimation of fair value

The frequency of valuations depends upon the changes in fair values of the items of investment property being valued. Since frequent valuations are unnecessary, with only insignificant changes in fair value, the company obtains independent valuation for its investment properties once in five years. The fair values of investment properties have been determined by A.D.Joshi Chartered Engineers and Valuers LLP. The fair market value is done by valuers is based on physical inspection of properties and using comparable transfer instances of the similar type of properties of nearby locations, and with the prevailing market rates. Appropriate depreciation is considered for buildings.

Notes to the financial statements as on and for the year ended 31st March, 2021

(All amounts in INR lakhs unless otherwise stated)

Note 5: Financial assets**Note 5(a) : Investments**

1) Non-current investments in equity instruments	31-Mar-21	31-Mar-20
Unquoted (At cost, net of impairment if any)		
Investment in Subsidiary		
19,90,000 (31-Mar-2020: 19,90,000) equity shares of Pudumjee Investment and Finance Company Ltd. of ₹ 10/- each fully paid-up (refer note 31)	-	63.85
Investment in Joint Venture		
10,05,000 (31- Mar-2020: 10,05,000) equity shares of G : Corp AMJ Land Township Private Limited of ₹ 10/- each fully paid-up	100.75	100.75
Investment in Associate		
6,75,011 (31-Mar-2020: 6,75,011) equity shares of Biodegradable Products India Ltd. (formerly Pudumjee Plant Laboratories Ltd.) of ₹ 10/- each fully paid-up	-	-
16,26,533 (31-Mar-2020: 16,26,533) zero percent non cumulative preference shares of Biodegradable Products India Ltd.(Pudumjee Plant Laboratories Ltd.) of ₹ 10/- each fully paid-up *	162.65	162.65
Other Investment (carried at FVPL)	0.52	0.52
Quoted		
Investment in Associate (at cost)		
49,02,631 (31-Mar-2020: 49,02,515) equity shares of 3P Land Holdings Limited of ₹ 2/- each fully paid-up	667.59	667.58
Investment in equity instruments (carried at FVOCI)		
63,33,257 (31-Mar-2020: 6,85,526) equity shares of Pudumjee Paper Products Ltd. of ₹ 1/- each fully paid-up	1494.65	73.56
Total	2,426.16	1,068.91
Aggregate amount of quoted investments and market value thereof	2,014.81	221.12
Aggregate amount of unquoted investments	330.90	529.90
Aggregate amount of impairment in the value of investments	67.50	202.65
2) Current investments	31-Mar-21	31-Mar-20
Investment in mutual funds		
Unquoted carried at fair value through Profit and Loss (FVTPL)		
17,490.272 (31-Mar-2020: 27,308) units in L & T Liquid Fund	493.04	276.85
1,05,000 (31-Mar-2020: 1,05,000) units in Orios Select Fund	165.00	105.00
4,54,746 (31-Mar-2020: 4,54,746) units in HDFC Short Term Debt Fund	111.72	102.95
26,313 (31-Mar-2020: 26,313) units in ICICI Prudential Saving Fund	109.46	101.92
3,915 (31-Mar-2020: 3,915) units in SBI Low Duration Fund	107.68	101.90
1 (31-Mar-2020: 32) units in Nippon India Liquid Fund	0.01	0.52
Nil (31-Mar-2020: 39,128) units in Nippon India Liquid Fund	-	598.16
Nil (31-Mar-2020: 140) units in SBI Magnum Insta Cash Fund	-	2.37
Total	986.91	1,289.67
Aggregate amount of quoted investments and market value thereof	-	-
Aggregate amount of unquoted investments	986.91	1,289.67
Aggregate amount of impairment in the value of investments	-	-
* Investment in zero percent non-cumulative preference shares of Biodegradable Products India Limited.(formerly Pudumjee Plant Laboratories Limited) is a compound financial instrument. In accordance with Ind AS, the same is considered as investment in equity instrument of associate company.		

AMJ LAND HOLDINGS LIMITED

Notes to the financial statements as on and for the year ended 31st March, 2021

(All amounts in INR lakhs unless otherwise stated)

Note 5(b) : Trade receivables

	31-Mar-21	31-Mar-20
Trade receivables	40.82	42.45
Less: Allowance for doubtful debts	(25.99)	(25.99)
Total	<u>14.83</u>	<u>16.46</u>
Break-up of security details		
Secured, considered good	-	-
Unsecured, considered good	14.83	16.46
Trade receivables which have significant increase in credit risk	-	-
Trade receivables - credit impaired	25.99	25.99
Total	<u>40.82</u>	<u>42.45</u>
Less: Allowance for trade receivables which have significant increase in credit risk	-	-
Less: Allowance for trade receivables credit impaired	(25.99)	(25.99)
Total	<u>14.83</u>	<u>16.46</u>

No amounts are receivable from directors or other officers of the company either severally or jointly with any other person. Nor any amounts receivable from firms or private companies in which any director is a partner, a director or a member

Note 5(c) : Loans

	31-Mar-21	31-Mar-20
Non-current		
Unsecured, considered good		
Investment in preference shares of PIFCO (refer note 31)	-	208.59
Loans which have significant increase in credit risk		
Loan receivables- Credit impaired	-	-
Total	<u>-</u>	<u>208.59</u>
Current		
Unsecured, considered good		
Loan to related party (refer note 27)	2,213.88	1,974.24
Loan to others	588.54	493.12
Loans which have significant increase in credit risk		
Loan receivables- Credit impaired	360.00	360.00
Less: Allowance for Loan receivables- Credit impaired	(360.00)	(360.00)
Total	<u>2,802.42</u>	<u>2,467.36</u>

* Loan to related party represents short-term loan repayable on demand given to an Associate Company. Management has evaluated and concluded that such loan is not long-term interests that in substance form part of the entity's net investment in the Associate Company.

Note 5(d) : Cash and cash equivalents

	31-Mar-21	31-Mar-20
Balances with banks		
- in current accounts	376.12	600.29
- in unpaid dividend account	13.33	17.13
- Deposits with original maturity of less than 12 months	-	15.00
Cheques in Hand	-	-
Cash on hand	2.89	0.33
Total	<u>392.34</u>	<u>632.75</u>

5(e) Other bank balances

	31-Mar-21	31-Mar-20
Deposits with original maturity of more than 12 months	12.00	12.00
Total	<u>12.00</u>	<u>12.00</u>

Notes to the financial statements as on and for the year ended 31st March, 2021

(All amounts in INR lakhs unless otherwise stated)

Note 5(f) : Other financial assets

	31-Mar-21	31-Mar-20
Non current		
Security deposits	5.88	5.78
Total	5.88	5.78
Current		
Accrued interest receivables	29.90	13.28
Total	29.90	13.28

Note 6: Other Non-current assets

	31-Mar-21	31-Mar-20
Land development rights (TDR)	-	32.16
Total	-	32.16

Note 7: Inventories

	31-Mar-21	31-Mar-20
Raw materials and consumables	5.86	6.66
Construction work-in-progress	1,534.65	1,466.04
Finished goods	18.55	157.25
Stock in trade - other development [refer note 7(a) below]	488.66	464.47
Stock in trade - Land [refer note 7(a) below]	901.23	901.23
Stock in trade - Land development rights [refer note 7(a) below]	-	336.07
Total	2,948.95	3,331.72

Note 7(a):

In the previous year 2013-14, the Company had converted one portion of land and certain land development rights (TDR) costing ₹ 0.14 lakhs, from fixed asset (i.e. PPE) into stock-in-trade after revaluing the assets at an amount of ₹ 1441.67 lakhs; i.e. fair value of the assets converted into stock-in-trade as on 23.10.2013 (date of conversion), ascertained by independent government approved valuer. The revaluation gain of ₹ 1441.53 lakhs was credited to capital reserves. The Company is developing this land for constructing residential/commercial complex and expenditure of ₹ 488.66 lakhs (31-March-2020: ₹ 464.47 lakhs) till balance sheet date, incurred in this regard is carried forward as 'Stock in trade - Other development' in Inventory.

The balance TDR in 'Stock in trade - Land development rights', including TDR received in previous year 2019-20, from transfer for land held as Stock in trade, is sold in full and accordingly, 'Sale of land development rights' is accounted in 'Revenue from operation'.

The proportionate revaluation gain of ₹ 230.63 lakhs (31-March-2020: ₹ 309.76 lakhs) corresponding to stock-in-trade sold/transferred during the year is transferred to retained earnings through the statement of profit and loss.

Note 8: Other current assets

	31-Mar-21	31-Mar-20
Advances to vendors	301.20	275.68
Advance to employees	0.21	2.26
Prepaid expenses	12.53	16.14
Other Advances	17.32	5.06
Total	331.26	299.14

AMJ LAND HOLDINGS LIMITED

Notes to the financial statements as on and for the year ended 31st March, 2021

(All amounts in INR lakhs unless otherwise stated)

Note 9(a) : Equity share capital

(i) Authorised share capital:

	31-Mar-21	31-Mar-20
5,75,00,000 equity shares of ₹ 2 each (4,75,00,000 shares of ₹ 2 each at 31-Mar-2020)	1,150.00	950.00
50,000 14% (Free of company's tax but subject to deduction of tax at source at the prescribed rates)		
Redeemable Cumulative Preference shares of ₹ 100/- each (50,000 shares of ₹ 100 each at 31-Mar-2020)	50.00	50.00
30,00,000 12% Non Cumulative Redeemable Preference Shares of ₹ 10/-each	300.00	-
	<u>1,500.00</u>	<u>1,000.00</u>

(ii) Issued, subscribed and paid up equity share capital:

	31-Mar-21	31-Mar-20
4,10,00,000 equity shares of ₹ 2 each (4,10,00,000 shares of ₹ 2 each at 31-Mar-2020)	820.00	820.00
Issued during the year	-	-
	<u>820.00</u>	<u>820.00</u>

(iii) Terms/Rights attached to Equity Shares :

The Company has only one class of equity shares having a par value of ₹ 2 per share. Each holder of equity shares is entitled to one vote per share. The Company declares and pays dividends in Indian rupees. The dividend proposed by the Board of Directors is subject to the approval of the shareholders in the ensuing Annual General Meeting, except in case of Interim Dividend.

In the event of liquidation of the Company, the holder of equity shares will be entitled to receive any of the remaining assets of the Company, after distribution of all preferential amounts. The distribution will be in proportion to the number of equity shares held by the shareholders.

(iv) Details of shareholders holding more than 5% shares in the company:

	31-Mar-21		31-Mar-20	
	Number of Shares (In Lakhs)	% Holding	Number of Shares (In Lakhs)	% Holding
Thacker & Co. Ltd.	64.52	15.74%	63.68	15.53%
Chem Mach Private Limited	59.46	14.50%	59.46	14.50%
Suma Commercial Pvt. Ltd.	51.23	12.50%	51.23	12.50%
Yashvardhan Jatia Trust (Trustee Mr.A.K.Jatia , Mr.Gautam Jajodia)	48.33	11.79%	48.33	11.79%
Arunkumar Mahabir Prasad Jatia	20.68	5.04%	20.48	5.00%

Notes to the financial statements as on and for the year ended 31st March, 2021

(All amounts in INR lakhs unless otherwise stated)

Note 9(b): Reserves and surplus

	31-Mar-21	31-Mar-20
Securities premium	1,537.50	1,537.50
General reserve	615.43	600.00
Capital reserve	1,094.55	1,180.03
Retained earnings	6,467.78	6,282.94
Total reserves and surplus	9,715.26	9,600.47

(i) Securities premium

	31-Mar-21	31-Mar-20
Opening balance	1,537.50	1,537.50
Movement during the year	-	-
Closing balance	1,537.50	1,537.50

(ii) General reserve

	31-Mar-21	31-Mar-20
Opening balance	600.00	400.00
Add: Transferred from pifco on merger *	4.73	-
Add: Transferred from statutory reserve of pifco on merger #	10.70	-
Add: Transferred from retained earnings	-	200.00
Closing balance	615.43	600.00

Transferred to General reserve after merger since not required as per RBI directives

(iii) Capital Reserve

	31-Mar-21	31-Mar-20
Opening balance	1,180.03	1,479.79
Add: Transferred from pifco on merger *	135.15	-
Transferred to statement of profit and loss	(230.63)	(309.76)
Joint operation accounting	10.00	10.00
Closing balance	1,094.55	1,180.03

(iv) Retained earnings

	31-Mar-21	31-Mar-20
Opening balance	6,282.94	5,758.41
Net profit for the year	465.37	969.60
Items of other comprehensive income recognised directly in retained earnings		
- Remeasurements of post-employment benefit obligation, net of tax	14.12	2.85
- Tax on above adjustment	-	(0.79)
- Transfer to general reserve	-	(200.00)
- Balance of retained earning on 01.04.2018 of PIFCO transferred on merger*	(261.71)	-
- Retained earning of FY 2018-19 of PIFCO transferred on merger *	(16.52)	-
- Retained earning for FY 2019-20 of PIFCO transferred on merger *	(16.41)	-
Dividend	-	(205.00)
Tax on dividend	-	(42.14)
Closing balance	6,467.78	6,282.94

AMJ LAND HOLDINGS LIMITED

Notes to the financial statements as on and for the year ended 31st March, 2021

(All amounts in INR lakhs unless otherwise stated)

Note 9(c) : Other Reserves

(i) FVOCI equity instruments reserve

	31-Mar-21	31-Mar-20
Opening balance	1.96	46.66
Balance as on 01.04.2018, of FVOCI reserve of PIFCO transferred on merger*	308.25	-
FVOCI reserve of FY 2018-19 of PIFCO transferred on merger *	(109.20)	-
FVOCI reserve of FY 2019-20 of PIFCO transferred on merger *	(115.77)	-
Changes in fair value of FVOCI equity instruments for the year	630.35	(44.70)
Tax on above adjustments	(91.17)	-
Closing Balance	<u>624.42</u>	<u>1.96</u>

* Refer note 31

Note 9(d) : Nature and purpose of reserves

(i) Securities premium:

Securities premium reserve is used to record premium on issue of shares. The reserve is utilised in accordance with the provisions of the Companies Act, 2013.

(ii) General reserve:

General reserve are portion of the accumulated earnings of a company, which are kept aside to meet any business purpose or future (known or unknown) obligations.

(iii) Capital reserve:

Capital reserve comprises of :

i) ₹ 5.86 lakhs on reissue of forfeited shares

ii) ₹ 901.77 lakhs (31-Mar-20: ₹ 1131.77 lakhs) on revaluation and conversion of land as stock in trade [refer note 7(a)].

iii) ₹ 42.4 lakhs (31-Mar-20 ₹ 42.4 lakhs) on account of recording the proportionate share of assets and liabilities, income and expenses of the Joint operation (M/s. Pudumjee Gcorp Developers) in standalone financial statement of the Company, in accordance with IndAS [refer note 2(a)].

(iv) Retained earnings:

Retained earnings comprises of the Company's undistributed earnings after taxes.

(v) FVOCI equity instrument reserve:

The fair value changes of certain investments in equity instruments, designated as 'fair value changes through other comprehensive income', have been recognised in reserves under FVOCI equity instruments reserve as at the date of transition and subsequently in the other comprehensive income for the year.

Note 10(a): Non-current borrowings

	31-Mar-21	31-Mar-20
Secured		
Term loans from banks		
Term loan 1	766.19	755.73
Total	<u>766.19</u>	<u>755.73</u>
Less: Current maturities of long-term borrowings (included in Note 10(d))		
Term loan 1	391.11	-
Total	<u>375.08</u>	<u>755.73</u>

i) Term loan -1 represents share of the Company from the joint operation. It carries interest at (Prime lending rate) PLR minus 1.75% p.a. Loan amount is repayable in quarterly instalments of ₹ 187.5 lakhs (excluding interest) starting from June 2021 till March 2023. The loan is used for purchase of land development rights. The loan is secured by Corporate guarantee of the Partners of the joint operation (M/s. Pudumjee G:Corp Developers) and Land and building under construction in phase III of that joint operation firm.

Notes to the financial statements as on and for the year ended 31st March, 2021

(All amounts in INR lakhs unless otherwise stated)

Note 10(b) : Current Borrowings

	31-Mar-21	31-Mar-20
Unsecured		
<u>Loans repayable on demand</u>		
Loan from others	300.00	300.00
Total	<u>300.00</u>	<u>300.00</u>

i) Unsecured loans from others represents share of the Company from the joint operation. The loan is repayable on demand and carries interest @ 18% p.a.

Note 10(c) : Trade payables

	31-Mar-21	31-Mar-20
Current		
Trade payables	132.63	113.58
Total	<u>132.63</u>	<u>113.58</u>
(i) Total outstanding dues of micro & small enterprises	-	-
(ii) Total outstanding dues of creditors other than micro & small enterprises	132.63	113.58

Details of total outstanding dues of micro, small and medium enterprises:

Particulars	31-Mar-21	31-Mar-20
(a) (i) Principal amount of outstanding dues to MSME	-	-
(a) (ii) Interest on above outstanding amount	-	-
(b) Amount of interest paid in terms of section 16 of Micro, Small and Medium Enterprises Development Act, 2006 (27 of 2006), along with the payment made to the supplier beyond appointed day.	-	-
(c) Amount of interest due and payable for the period of delay in making payment (which has been paid but beyond appointed day during the year) but without adding the interest specified under the Micro, Small and Medium Enterprises Development Act, 2006	-	-
(d) The amount of interest accrued and remaining unpaid at the end of each accounting year	-	-
(e) The amount of further interest remaining due and payable even in the succeeding years, until such date when the interest dues above are actually paid to the small enterprise, for the purpose of disallowance of a deductible expenditure under section 23 of the Micro, Small and Medium Enterprises Development Act, 2006	-	-
Total	<u>-</u>	<u>-</u>

* The Company has compiled this information based on the current information in its possession. As on the respective balance sheet dates the Company does not have any outstanding dues to Micro, Small and Medium Enterprises as defined in Micro, Small and Medium Enterprises Development Act, 2006 (as amended).

Note 10(d) : Other financial liabilities

	31-Mar-21	31-Mar-20
Current		
Current maturities of long-term borrowings	391.11	-
Interest accrued but not due	34.15	19.32
Employees dues	7.06	5.31
Unclaimed dividend	13.33	17.13
Provision for expenses	0.61	135.32
Total	<u>446.25</u>	<u>177.08</u>

Notes to the financial statements as on and for the year ended 31st March, 2021

(All amounts in INR lakhs unless otherwise stated)

Note 11: Employee benefit obligations

	31-Mar-21	31-Mar-20
Non Current		
Leave obligations	57.02	61.35
Share of Gratuity from Joint Operation	6.44	6.71
Gratuity	20.72	41.77
Total	<u>84.18</u>	<u>109.83</u>
Current		
Leave obligations	6.13	4.86
Share of Gratuity from Joint Operation	3.25	3.00
Gratuity	7.00	-
Total	<u>16.38</u>	<u>7.86</u>

(i) Leave obligations -

The leave obligation covers the Company's liability for accumulated leaves that can be encashed or availed. The company does not have an unconditional right to defer settlement for any of these obligations. However, based on past experience, the company does not expect all employees to take the full amount of accrued leave or require payment within the next 12 months and accordingly amounts have been classified as current and non current based on actuarial valuation report.

(ii) Defined benefit plans:

- a Gratuity - The Company provides for gratuity for employees as per the terms of employment. Employees who are in continuous service at least for a period of 5 years are eligible for gratuity. The amount of gratuity payable on retirement/termination is calculated at the last drawn monthly basic salary multiplied by 15 days salary for each completed years of service of the employee. The scheme is funded with Life Insurance Corporation of India (LIC). The Company does not fully fund the liability and maintains a target level of funding to be maintained over a period of time based on estimate of expected gratuity payments.

In addition, employees who have completed 20 years of service are eligible to additional gratuity computed at last drawn monthly basic salary multiplied by 7 days salary for each completed years of service of the employee. The additional gratuity benefit is unfunded.

- aa **The amounts recognised in the balance sheet and the movements in the net defined benefit obligation over the year are as follows:**

Particulars	Gratuity		
	Present value of obligation	Fair value of plan assets	Net liability amount
April 1, 2020	169.63	127.87	41.76
Current service cost	6.01	-	6.01
Past service cost	-	-	-
Interest expense / (income)	11.54	(8.79)	2.74
Total amount recognised in profit and loss	<u>17.55</u>	<u>(8.79)</u>	<u>8.75</u>
Remeasurements			
(Gain) / loss from change in demographic assumptions	(0.35)	-	(0.35)
(Gain) / loss from change in financial assumptions	-	1.29	1.29
Experience (gains) / losses	(12.27)	(2.79)	(15.06)
Total amount recognised in OCI	<u>(12.62)</u>	<u>(1.50)</u>	<u>(14.12)</u>
Contributions - employer	-	8.68	(8.68)
Contributions - employee /participant	-	-	-
Benefit payments	-	-	-
March 31, 2021	<u>174.56</u>	<u>146.84</u>	<u>27.72</u>

Notes to the financial statements as on and for the year ended 31st March, 2021

(All amounts in INR lakhs unless otherwise stated)

Note 11 (Contd...)

The net liability disclosed above relates to unfunded plan. The Company has no legal obligation to settle the deficit in the unfunded plans with an immediate contribution or additional contribution. The Company intends to contribute in line with the recommendations of the fund administrator and the actuary.

ab As at March 31, 2021 and March 31, 2020, plan assets were invested in funds managed by insurer (LIC).

ac Through its defined benefit plans, the group is exposed to number of risks, the most significant of which are detailed below:

Asset Volatility: The Plan liabilities are calculated using a discount rate set with reference to government bond yields. If plan assets underperform, this yield will create a deficit. The plan asset investments are in funds managed by insurer. These are subject to interest rate risk.

Changes in bond yield: A decrease in government bond yields will increase plan liabilities, although this may be partially offset by an increase in the returns from plan asset.

b **Defined benefit liability and employer contributions:**

ba The Company ensures that the investment positions are managed within an asset-liability matching (ALM) framework that has been developed to achieve long-term investments that are in line with the obligations under the employee benefit plans. Within the framework, the Company's ALM objective is to match assets to the gratuity obligations by investing in funds with LIC in the form of a qualifying insurance policy.

The Company actively monitors how the duration and the expected yield of the investments are matching the expected cash outflows arising from the employee benefit obligations. The Company has not changed the process used to manage its risks from previous periods.

bb The Company expects to contribute ₹ Nil to the defined benefit plan during the next annual reporting period.

bc The weighted average duration of the defined benefit obligation is 7.55 years (2020: 8.92 years). The expected maturity analysis of undiscounted pension and gratuity is as follows:

	Less than a year	Between 1 - 2 years	Between 2 - 5 years	Over 5 years	Total
31-Mar-21					
Defined benefit obligation gratuity	9.48	10.08	214.27	51.86	285.69
Total					
31-Mar-20					
Defined benefit obligation gratuity	3.75	4.20	243.05	82.00	333.00

Total

The expected benefits are based on the same assumptions used to measure the Company's benefit obligations as of March 31, 2020.

bd **Present Value of Defined Benefit Obligation**

	31-Mar-21	31-Mar-20
Balance as at the beginning of the year	169.63	155.20
Interest cost	11.54	12.11
Current service cost	6.01	5.44
Benefit paid	-	-
Transferred out (to other company)	-	-
Actuarial (gains)/losses	(12.62)	(3.11)
Balance as at the end of the year	174.56	169.63

AMJ LAND HOLDINGS LIMITED

Notes to the financial statements as on and for the year ended 31st March, 2021

(All amounts in INR lakhs unless otherwise stated)

Note 11 (Contd...)

be Fair value of Plan Assets

	31-Mar-21	31-Mar-20
Balance as at the beginning of the year	127.87	113.22
Expected return on plan assets	8.79	9.06
Contributions by the Company	8.68	5.80
Benefit paid	-	-
Actuarial gains/(losses)	1.50	(0.20)
Balance as at the end of the year	146.84	127.87

bf Net liabilities recognised in the Balance Sheet

	31-Mar-21	31-Mar-20
	27.72	41.77

bg Expenses recognised in the Statement of Profit and Loss

	31-Mar-21	31-Mar-20
Current service cost	6.01	5.44
Interest cost	11.54	12.11
Expected return on plan assets	(8.79)	(9.06)
Surplus utilised	-	-
Interest shortfall	-	-
Total expenses recognised in the statement of profit and loss	8.75	8.49

bh The principal assumptions used for the purpose of actuarial valuation are as follows:

Particulars	31-Mar-21	31-Mar-20
India		
Discount Rate *	6.80%	6.80%
Expected Rate of Return on Plan Assets **	6.80%	7.80%
Salary Escalation Rate ***	7.00%	7.00%
Rate of Employee Turnover	4.00%	1.00%

* Discount rate is based on the prevailing market yields of Indian Government securities as at the balance sheet date for the estimated term of the obligations.

** The overall expected rate of return on assets is based on the expectation of the average long term rate of return expected on investments of the Fund during the estimated term of the obligations.

*** The estimates of future salary increases considered in actuarial valuation takes into account inflation, seniority, promotion and other relevant factors, such as demand and supply in the employment market.

bi Sensitivity analysis - the increase / (decrease) in present value of defined benefit obligation to changes in principal assumptions:

Particulars	31-Mar-21		31-Mar-20	
	Amount	%	Amount	%
- 1% increase in discount rate	(6.25)	-3.58%	(7.80)	-4.47%
- 1% decrease in discount rate	6.59	3.78%	8.32	4.77%
- 1% increase in salary escalation rate	4.84	2.77%	6.58	3.77%
- 1% decrease in salary escalation rate	(4.70)	-2.70%	(6.33)	-3.63%
- 1% increase in rate of employee turnover	(0.08)	-0.05%	(0.18)	-0.10%
- 1% decrease in rate of employee turnover	0.09	0.05%	0.23	0.13%

The above sensitivity analyses are based on a change in an assumption while holding all other assumptions constant. In practice, this is unlikely to occur, and changes in some of the assumptions may be correlated.

Notes to the financial statements as on and for the year ended 31st March, 2021

(All amounts in INR lakhs unless otherwise stated)

Note 11 (Contd...)

(iii) Defined contribution plans:

The Company also has certain defined contribution plans. Contributions are made to recognised funds for employees at the prescribed rate of basic salary as per regulations. The contributions are made to registered funds administered/ approved by the government. The obligation of the Company is limited to the amount contributed and it has no further contractual nor any constructive obligation. In respect of these plans, contributions paid and recognised in the Statement of Profit and Loss are as follows:

Particulars	31-Mar-21	31-Mar-20
Contribution to Employees' Provident Fund	5.94	10.25
Contribution to Employees' Superannuation Fund	4.39	7.88

Note 12 : Deferred tax assets /liabilities**a) Net Deferred tax liabilities:**

Significant components of deferred tax assets and liabilities recognised, are disclosed as follows:

Particulars	31-Mar-21	31-Mar-20
Major components of deferred tax assets:		
Employee Benefits -		
- Provision for Gratuity	0.84	4.31
- Provision for Leave Encashment	15.67	15.15
- Bonus on payment basis	0.16	0.20
Allowances for doubtful trade receivables	107.38	107.38
Provision for expenses allowable on payment basis	2.62	(0.37)
Business Loss to be carried forward to next year		-
Amortization of financial asset	(87.24)	25.43
MAT Credit for F.Y. 16/17 & 18/19 & 19/20	-	86.08
	<u>39.43</u>	<u>238.18</u>
Major components of deferred tax liabilities:		
Property, Plant and Equipment	329.15	351.90
	<u>329.15</u>	<u>351.90</u>
Net Deferred tax liabilities	<u><u>289.72</u></u>	<u><u>113.72</u></u>

b) Movement in Deferred Tax (Assets) / Liabilities :

Significant Components of Deferred Tax (Assets) / Liabilities	Property, Plant and Equipment	Employee Benefits	MAT Credit entitlement	Int exp on unwinding financial liability	Int Income on unwinding financial assets	Other Temporary Differences	Total
As at 31-Mar-2019	371.79	(18.49)	(44.20)	0.43	(31.31)	(1.50)	276.72
(Charged)/credited:							
- to statement of profit and loss	(19.89)	(1.96)	(41.88)	(0.43)	5.88	(105.51)	(163.79)
- to other comprehensive income	-	0.79	-	-	-	-	0.79
As at 31-Mar-2020	351.90	(19.66)	(86.08)	-	(25.43)	(107.01)	113.72
(Charged)/credited:							
- to statement of profit and loss	(22.75)	(0.94)	86.08	-	25.43	(2.99)	84.83
- to other comprehensive income	-	3.93	-	-	87.24	-	91.17
As at 31-Mar-2021	329.15	(16.67)	-	-	87.24	(110.00)	289.72

Unused tax credits for which no deferred tax asset is recognised amounts to Rs. NIL.

AMJ LAND HOLDINGS LIMITED

Notes to the financial statements as on and for the year ended 31st March, 2021

(All amounts in INR lakhs unless otherwise stated)

Note 13: Income tax liabilities (net)

	31-Mar-21	31-Mar-20
Income tax liabilities (net)	159.58	84.37

Note 14: Other current liabilities

	31-Mar-21	31-Mar-20
Non-Current		
Non refundable security deposit	110.00	110.00
	<u>110.00</u>	<u>110.00</u>
Current		
Other Advances *	-	200.00
Advances from customers #	0.01	237.05
Unearned revenue	2.40	18.10
Payroll taxes payable	0.17	0.17
Statutory tax payables	4.59	3.38
Input GST credit	0.83	1.04
Total	<u>8.00</u>	<u>459.74</u>

* Other advances is non-refundable deposit received against prospective joint venture for real estate project.

Contract liability i.e. the Company's obligation to transfer land development rights (TDR) to customers for which the Company has received consideration from the customers of ₹ Nil lakhs (March 31, 2020: ₹ 237.05 lakhs) is included in Advance from customers.

Note 15: Revenue from operations

	31-Mar-21	31-Mar-20
Revenue form real estate project	282.74	609.27
Lease of real estate	114.39	101.46
Sale of Land development rights (TDR)	534.79	375.34
Sale of Land held as stock-in-trade	-	254.34
Sale of wind power	157.79	275.91
	<u>1,089.71</u>	<u>1,616.32</u>
Other operating revenue		
Income from sale of REC certificate	30.87	95.32
Total	<u>1,120.58</u>	<u>1,711.64</u>

i) Unsatisfied construction contracts for real estate project:-

The following table shows unsatisfied performance obligations resulting from fixed-price construction contract.

	31-Mar-21	31-Mar-20
Aggregate amount of the transaction price allocated to long-term construction contracts that are partially or fully unsatisfied as at reporting date	-	348.48

ii) There are no partially incomplete long-term construction contracts as on 31 March 2021.

Notes to the financial statements as on and for the year ended 31st March, 2021

(All amounts in INR lakhs unless otherwise stated)

iii) Reconciliation of revenue recognised with contract price:

	31-Mar-21	31-Mar-20
Contract Price	282.74	609.27
Adjustments for:		
Refund liabilities	-	-
Revenue from operations	282.74	609.27

Note 16: Other income

	31-Mar-21	31-Mar-20
Dividend income from mutual funds	0.39	28.37
Fair value gain/loss on mutual fund	28.29	7.02
Dividend-equity investment	-	2.43
Interest income		
from loans to related party	197.71	198.29
from loans to others	111.72	45.37
from bank	22.28	13.91
others *	24.67	3.07
from financial assets at amortised cost	-	21.15
Miscellaneous income	1.74	4.25
Profit on sale of mutual fund/investment	21.28	-
Net gain on sale of land development rights	87.44	370.96
Net gain on transfer of land held as investment property	-	183.91
Provision of earlier years written back	5.58	9.30
Total	501.10	888.03

* Interest income-others include interest on Income tax refund

Note 17: Cost of construction/development

	31-Mar-21	31-Mar-20
<u>Cost incurred during the period-</u>		
Cost of land/ development rights	(7.11)	841.17
Consumption of material & transportation	-	101.92
Sub-contract cost, labour and other charges	-	53.49
Other construction expenses	24.24	70.86
Depreciation (refer note 19)	2.55	2.96
Employee benefit expenses (refer note 17)	52.95	90.69
Finance cost (refer note 18)	152.72	93.23
Admin cost directly related to construction	41.82	112.96
Total	267.17	1,367.29

AMJ LAND HOLDINGS LIMITED

Notes to the financial statements as on and for the year ended 31st March, 2021

(All amounts in INR lakhs unless otherwise stated)

Note 18: Changes in inventories of construction work-in-progress, finished inventory and stock in trade

	31-Mar-21	31-Mar-20
Opening balance		
Finished inventory	157.25	-
Stock in trade-Land	901.23	1,094.16
Stock in trade-Land development rights (TDR)	336.07	347.51
Construction work-in progress	1,466.04	707.65
Total opening balance	<u>2,860.59</u>	<u>2,149.32</u>
Closing balance		
Finished inventory	18.55	157.25
Stock in trade-Land	901.23	901.23
Stock in trade-Land development rights (TDR)	-	336.07
Construction work-in progress	1,534.65	1,492.53
Total closing balance	<u>2,454.43</u>	<u>2,887.08</u>
Changes in inventories of construction work-in-progress and finished inventory	406.16	(737.76)

Note 19: Employee benefit expense

	31-Mar-21	31-Mar-20
Salaries, wages and bonus	186.92	223.20
Contribution to provident and other funds	9.41	16.35
Staff welfare expenses	0.44	-
Less: Charged to construction work in progress	(52.95)	(90.69)
Total	<u>143.83</u>	<u>148.86</u>

Note 20: Finance costs

	31-Mar-21	31-Mar-20
Interest on borrowings measured at amortised cost	152.72	94.79
Miscellaneous interest	-	-
Bank Charges & Commission	0.09	0.19
Less: Charged to construction work in progress	(152.72)	(93.23)
Total	<u>0.09</u>	<u>1.75</u>

Note 21: Depreciation and amortisation expenses

	31-Mar-21	31-Mar-20
Depreciation of PP&E	131.45	131.59
Depreciation of investment property	55.97	56.03
Less: Charged to construction work in progress	(2.55)	(2.96)
Total	<u>184.87</u>	<u>184.66</u>

Notes to the financial statements as on and for the year ended 31st March, 2021

(All amounts in INR lakhs unless otherwise stated)

Note 22: Other expenses

	31-Mar-21	31-Mar-20
Wind Power Expenses	84.80	80.39
Repairs and maintenance		
Buildings	2.50	6.47
Others	2.75	1.72
Directors Sitting fees	3.14	2.89
Rates and taxes	21.28	29.83
Legal and professional fees	40.14	69.16
Advertisement & sales promotion	3.31	8.74
Provision for doubtful debts	-	379.46
Corporate social responsibility expenditure	9.00	11.00
Miscellaneous expenses	11.07	12.62
Total	<u>177.99</u>	<u>602.28</u>

Note 22(a): Details of payments to auditors

	31-Mar-21	31-Mar-20
Payment to auditors		
As auditor:		
Audit fee (including limited review)	1.70	1.70
Tax audit fee	0.10	0.10
Total	<u>1.80</u>	<u>1.80</u>

Note 22(b): Corporate social responsibility expenditure

The Company has spent an amount of ₹ 9 lakhs (31-Mar-2020 : ₹11 lakhs) during the year as required under section 135 of the Companies Act, 2013 by way of contribution to M.P.Jatia Charitable Trust.

	31-Mar-21	31-Mar-20
Amount required to be spent as per Section 135 of the Act	9.00	11.00
<i>Amount spent during the year on</i>		
(i) Construction/acquisition of an asset	-	-
(ii) On purposes other than (i) above	9.00	11.00

AMJ LAND HOLDINGS LIMITED

Notes to the financial statements as on and for the year ended 31st March, 2021

(All amounts in INR lakhs unless otherwise stated)

Note 23 : Income Tax Expense

(a) Income Tax Expense

Particulars	31-Mar-21	31-Mar-20
Current Tax		
Current Tax on Profits for the year	122.00	282.20
Adjustments of Current tax of prior periods	-	-
Total	122.00	282.20
Deferred Tax	84.83	(163.79)
Total deferred tax expenses / (benefit)	84.83	(163.79)
Income Tax Expense reported in Statement of P & L	206.83	118.41

(b) The reconciliation between the provision of income tax and amounts computed by applying statutory income tax rate to profit before taxes is as follows:

Particulars	31-Mar-21	31-Mar-20
Profit before taxes	672.19	1,088.01
Enacted income tax rate	27.82%	27.82%
Computed Expected Income Tax Expenses	187.00	302.68
Effect of income exempt from tax	(0.06)	(6.13)
Effect of expenses not deductible for income tax purpose	-	0.76
Effect of deductions under Chapter VI A	(11.27)	(37.69)
Effect of change in current tax of prior year	60.03	-
Change in tax due to merger w.e.f. 01/04/2019	25.43	-
Effect of income (capital gains) not taxable in current year	-	(19.00)
Effect of change in tax base for incomes (capital gains) and different rate of tax	(54.30)	(122.21)
Income tax expenses	206.83	118.41

The applicable statutory tax rate for the financial year 2020-21 is 27.82% and for financial year 2019-20 is 27.82%

(c) Amounts recognised in OCI

Particulars	31-Mar-21		31-Mar-20	
	Income tax	Deferred tax	Income tax	Deferred tax
OCI				
- on remeasurements of post employment benefit obligations	-	91.17	-	0.79
Total	-	91.17	-	0.79

(d) Disclosures required as per Appendix C of Ind AS 12:

The applicable statutory tax rate for the financial year 2020-21 is 27.82% and for financial year 2019-20 is 27.82%

Notes to the financial statements as on and for the year ended 31st March, 2021

(All amounts in INR lakhs unless otherwise stated)

Note 24 : Fair Value Measurement:-

a) Financial Instruments by Category :-

	31-Mar-21			31-Mar-20		
	FVPL	FVOCI	Amortised cost	FVPL	FVOCI	Amortised cost
Financial assets						
Investments						
- Equity instruments*	0.52	1,494.65	-	0.52	73.56	-
- Mutual funds	986.91	-	-	1,289.67	-	-
Trade receivables	-	-	14.83	-	-	16.46
Loans	-	-	2,802.42	-	-	2,675.95
Cash and cash equivalents	-	-	392.34	-	-	632.75
Bank balances other than above	-	-	12.00	-	-	12.00
Security deposits	-	-	5.88	-	-	5.78
Other Financial Assets	-	-	29.90	-	-	13.28
Total financial assets	987.43	1,494.65	3,257.36	1,290.19	73.56	3,356.21
Financial liabilities						
Borrowings	-	-	375.08	-	-	755.73
Trade payables	-	-	132.63	-	-	113.58
Other Financial liabilities	-	-	446.25	-	-	177.08
Total financial liabilities	-	-	953.96	-	-	1,046.40

*Investment includes investments in subsidiaries, associates and joint ventures which are carried at costs and are not required to be disclosed as per Ind AS 107 "Financial Instruments Disclosures". Hence, the same have been excluded from the above table.

b) Fair Value Hierarchy:-

This section explains the judgements and estimates made in determining the fair values of the financial instruments that are recognised and measured at fair value. To provide an indication about the reliability of the inputs used in determining fair value, the Company has classified its financial instruments into three levels prescribed under the accounting standard. An explanation of each level follows underneath the table.

Financial assets and liabilities measured at fair value - recurring fair value measurements at 31-Mar-2021

	Note	Level 1	Level 2	Level 3	Total
Financial assets					
Financial Investments at FVPL					
Mutual funds	5(a)	986.91	-	-	986.91
Unquoted equity investments	5(a)	-	-	0.52	0.52
Financial Investments at FVOCI					
Equity investments	5(a)	1,494.65	-	-	1,494.65
Total		2,481.56	-	0.52	2,482.08

Financial assets and liabilities measured at fair value - recurring fair value measurements at 31-Mar-2020

	Note	Level 1	Level 2	Level 3	Total
Financial assets					
Financial Investments at FVPL					
Mutual funds	5(a)	1,289.67	-	-	1,289.67
Unquoted equity investments	5(a)	-	-	0.52	0.52
Financial Investments at FVOCI					
Equity investments	5(a)	73.56	-	-	73.56
Total		1,363.23	-	0.52	1,363.75

There have been no transfers between levels during the period.

Notes to the financial statements as on and for the year ended 31st March, 2021

(All amounts in INR lakhs unless otherwise stated)

c) Valuation technique used to determine fair value

Level 1: This hierarchy includes financial instruments measured using quoted prices. This includes listed equity instruments and mutual funds that have quoted price. The fair value of all equity instruments which are traded in the stock exchange is valued using the closing price as at the reporting period. The fair value of all mutual funds are arrived at by using closing Net Asset Value published by the respective mutual fund houses.

Level 2: Fair value of financial instruments that are not traded in an active market is determined using valuation techniques which maximize the use of observable market data and rely as little as possible on entity-specific estimates. If all significant inputs required to fair value an instrument as observable, the instrument is included in level 2.

Level 3: If one or more of the significant inputs is not based on observable data, the instrument is included in level 3. This is the case for unlisted equity securities.

d) As per Ind AS 107 "Financial Instrument: Disclosure", fair value disclosures are not required when the carrying amounts reasonably approximate the fair value. Accordingly fair value disclosures have not been made for the following financial instruments:-

- 1.Trade receivables
- 2.Cash and cash equivalent
- 3.Other bank balances
- 4.Security deposits
- 5.Interest accrued
6. Other payables
- 7.Borrowings
- 8.Trade payables
- 9.Unpaid dividends
- 10.Employee dues

Note 25:-FINANCIAL RISK MANAGEMENT

The Company's business activities are exposed to a variety of financial risks, namely liquidity risk, market risks and credit risk. The Company's senior management has the overall responsibility for establishing and governing the Company's risk management framework. The Company's risk management policies are established to identify and analyze the risks faced by the Company, to set and monitor appropriate risk limits and controls, periodically review the changes in market conditions and reflect the changes in the policy accordingly. The key risks and mitigating actions are also placed before the Audit Committee of the Company.

a. MANAGEMENT OF CREDIT RISK

Credit risk is the risk that a counterparty will not meet its obligations under a contract, leading to a financial loss. The Company is exposed to credit risk from its operating activities and from its investing activities, including loans, deposits with banks and other financial instruments.

i) Trade Receivables

Trade receivables are generally unsecured. For real estate projects customer credit risk is managed by requiring customers to pay advances through progress billings before transfer of ownership, eliminating the credit risk in this respect.

Customer credit risk has always been managed by the company through credit approvals, establishing credit limits and continuously monitoring the credit worthiness of customers to which the Company grants credit terms in the normal course of business. An impairment analysis is performed at each reporting date on an individual basis. The assessment is based on historical information of defaults.

Notes to the financial statements as on and for the year ended 31st March, 2021

(All amounts in INR lakhs unless otherwise stated)

The Company does not hold collateral as security. The Company evaluates the concentration of risk with respect to trade receivables as low, as its customers operate in largely independent markets. For real estate project the Company's average execution cycle ranges from 12 to 36 months based on the nature of project. The company's credit period generally ranges from 15-60 days.

The Company has a detailed review mechanism of overdue customer receivables at various levels within organisation to ensure proper attention and focus for realisation and based on assessment performed management has concluded that impact of expected credit loss is not material and current provision made against trade receivable is adequate to cover the provision on account of expected credit loss.

During the period, the Company made no write-offs of trade receivables. It does not expect to receive future cash flows or recoveries from receivables previously written off.

ii) Other financial assets:-

The Company maintains exposure in cash and cash equivalents, term deposits with banks, investments in money market, mutual funds. Investments of surplus funds are made only with approved counterparties and within credit limits assigned to each counterparty. Counterparty credit limits are reviewed by the Company on an annual basis, and may be updated throughout the year. The limits are set to minimise the concentration of risks and therefore mitigate financial loss through counterparty's potential failure to make payments.

Other financial assets that are potentially subject to credit risk consists of inter corporate loans. The company assesses the recoverability from these financial assets on regular basis. Factors such as business and financial performance of counterparty, their ability to repay, regulatory changes and overall economic conditions are considered to assess future recoverability. The company charges interest on such loans at arms length rate considering counterparty's credit rating. Based on the assessment performed, the company considers all the outstanding balances of such financial assets to be recoverable as on balance sheet date and no provision for impairment is considered necessary.

The Company's maximum exposure to credit risk is the carrying value of each class of financial assets.

iii) Reconciliation of loss allowance provision:

Particulars	Trade receivables	Other financial assets
Loss allowance on 1 April 2020	(25.99)	-
Changes in loss allowance	-	-
Loss allowance on 31 March 2021	(25.99)	-

b. MANAGEMENT OF LIQUIDITY RISK

Liquidity risk is the risk that the Company will face in meeting its obligations associated with its financial liabilities. The Company's approach in managing liquidity is to ensure that it will have sufficient funds to meet its liabilities when due without incurring unacceptable losses or risking damage to company's reputation. In doing this, management considers both normal and stressed conditions.

Management monitors the rolling forecast of the company's liquidity position on the basis of expected cash flows. This monitoring includes financial ratios and takes into account the accessibility of cash and cash equivalents.

The company has access to funds from debt markets through loan from banks. The company invests its surplus funds in bank deposits and debt based mutual funds.

AMJ LAND HOLDINGS LIMITED

Notes to the financial statements as on and for the year ended 31st March, 2021

(All amounts in INR lakhs unless otherwise stated)

The following table shows the maturity analysis of the Company's financial liabilities based on contractually agreed undiscounted cash flows along with its carrying value as at the Balance Sheet date.

Contractual maturities of financial liabilities	Carrying amount	Undiscounted Amount				
		Total	Payable within 1 year	Between 1 and 2 years	Between 2 and 5 years	Payable after 5 years
As at 31-Mar-2021						
Financial Liabilities						
Non-current						
Borrowings	375.08	391.11	391.11	391.11	-	-
Current						
Borrowings	300.00	300.00	300.00	-	-	-
Trade payables	132.63	132.63	132.63	-	-	-
Unclaimed Dividend	13.33	13.33	13.33	-	-	-
Other financial liabilities	432.92	432.92	432.92	-	-	-
Total Liabilities	1,253.96	1,269.99	1,269.99	391.11	-	-
As at 31-Mar-2020						
Non-current						
Borrowings	755.73	782.22	-	391.11	391.11	-
Current						
Borrowings	300.00	300.00	300.00	-	-	-
Trade payables	113.58	113.58	113.58	-	-	-
Unclaimed Dividend	17.13	17.13	17.13	-	-	-
Other financial liabilities	159.95	159.95	159.95	-	-	-
Total Liabilities	1,346.40	1,372.88	590.66	391.11	391.11	-

c. MANAGEMENT OF MARKET RISK:

Market risk is the risk that the fair value or future cash flows of a financial instrument will fluctuate because of fluctuation in market prices. These comprise three types of risk i.e. currency rate, interest rate and other price related risks. Financial instruments affected by market risk include loans and borrowings, deposits and investments.

i.) Currency Risk and sensitivity:-

The Company does not have any currency risk as all operations are within India.

ii.) Interest Rate Risk and Sensitivity:-

Interest rate risk is the risk that the fair value or future cash flows on a financial instrument will fluctuate because of changes in market interest rates. The management is responsible for the monitoring of the company's interest rate position. Various variables are considered by the management in structuring the company's investment to achieve a reasonable, competitive, cost of funding.

Notes to the financial statements as on and for the year ended 31st March, 2021

(All amounts in INR lakhs unless otherwise stated)

Exposure to interest rate risk

The exposure of the company's borrowing to interest rate changes at the end of the reporting period are as follows:

Particulars	31-Mar-21	31-Mar-20
Financial Liabilities		
Variable rate instruments	1,066.19	1,055.73
Fixed rate instruments	-	-
Total	<u>1,066.19</u>	<u>1,055.73</u>
Financial Assets		
Variable rate instruments	<u>2,802.42</u>	<u>2,467.36</u>
Total	<u>2,802.42</u>	<u>2,467.36</u>

Cash flow sensitivity analysis for variable rate instruments:-

Profit or loss is sensitive to higher/lower interest expense from borrowings as a result of changes in interest rates.

Particulars	Profit /(loss)	
	100bp increase	100bp decrease
March-21		
Financial liabilities (Variable rate instruments)	(10.66)	10.66
Financial Assets (Variable rate instruments)	<u>28.02</u>	<u>(28.02)</u>
	<u>17.36</u>	<u>(17.36)</u>
March-20		
Financial liabilities (Variable rate instruments)	(10.56)	10.56
Financial Assets (Variable rate instruments)	<u>24.67</u>	<u>(24.67)</u>
	<u>14.12</u>	<u>(14.12)</u>

The company does not have any additional impact on equity other than impact on retained earnings.

iii) Price Risk and Sensitivity:

The Company is mainly exposed to the price risk due to its investment in debt mutual funds and investment in equity instruments carried at FVOCI. The price risk arises due to uncertainties about the future market values of these investments. As on 31st March 2021, the investments in debt mutual funds amounts to ₹ 493.86 lacs (31-Mar-2020: ₹ 411.77 lakhs) and the investment in equity instruments carried at FVOCI is ₹ 1494.65 lakhs (31-Mar-2020: ₹ 73.56 lakhs). These investments are exposed to price risk.

The Company has laid policies and guidelines which it adheres to in order to minimise price risk arising from investments in debt mutual funds.

A 1% increase in prices would have led to approximately an additional ₹ 4.94 lakhs gain in the Statement of profit and loss and (31-March-2020: ₹ 4.12 lakhs gain). A 1% decrease in prices would have led to an equal but opposite effect.

The company also have investment in equities of other companies. The company treats the investment as strategic and thus fair value the investment through OCI. Thus the changes in the market price of the securities are reflected under OCI and hence not having impact on profit and loss. The profit or loss on sale will be considered at the time of final disposal or transfer of the investment. Also investment in associates, subsidiaries and joint venture are carried at cost.

Notes to the financial statements as on and for the year ended 31st March, 2021

(All amounts in INR lakhs unless otherwise stated)

Note 26:- Capital Risk Management

(a) Risk management

The Company's policy is to maintain an adequate capital base so as to maintain creditor and market confidence and to sustain future development. In order to maintain or adjust the capital structure, the Company may adjust the amount of dividends paid to shareholders, return capital to shareholders or issue new shares. The Company monitors capital using gearing ratio, which is net debt divided by total capital plus net debt. Net debt comprises of long term and short term borrowings less cash and bank balances. Equity includes equity share capital and other equity that are managed as capital.

Particulars	31-Mar-21	31-Mar-20
Borrowings (current + non-current)	1,066.19	1,055.73
Less: Cash and Cash equivalents (including other bank balances)	404.34	644.75
Less: Current Investment	986.91	1,289.67
Net Debt	<u>(325.06)</u>	<u>(878.69)</u>
Equity	<u>11,159.68</u>	<u>10,422.43</u>
Net Debt to Equity	-	-

(b) Dividends

Particulars	31-Mar-21	31-Mar-20
Cash dividends on equity shares declared and paid:		
Final dividend for the year ended on March 31, 2020: ₹ NIL per share (March 31, 2019: ₹ 0.30 per share)	-	123.00
Dividend Distribution Tax on dividend	-	25.29
	<u>0.00</u>	<u>148.29</u>
Interim dividend for the year ended March 31, 2021 of ₹ NIL (March 31, 2020 ₹ 0.20) per share	-	82.00
Dividend Distribution Tax on interim dividend	-	16.85
	<u>0.00</u>	<u>98.85</u>
Proposed dividends on Equity shares:		
Final dividend for the year ended on March 31, 2021: ₹ 0.20 per share (March 31, 2020: ₹ NIL per share)	82.00	-
Dividend Distribution Tax on dividend	-	-
	<u>82.00</u>	<u>-</u>

The Company declares and pays dividends in Indian rupees. The Finance Act 2020 has repealed the Dividend Distribution Tax (DDT). Companies are now required to pay/distribute dividend after deducting applicable taxes. The remittance of dividends outside India is governed by Indian law on foreign exchange and is also subject to withholding tax at applicable rates.

Final Dividend on shares are recorded as a liability on the date of approval by the shareholders and interim dividends are recorded as a liability on the date of declaration by the Company's Board of Directors.

Notes to the financial statements as on and for the year ended 31st March, 2021

(All amounts in INR lakhs unless otherwise stated)

Note 27: Related party disclosure**A List of related parties (as identified and certified by the Management)**

(i) Name	Relationship
Pudumjee Investment & Finance Company Limited	Subsidiary Company
GCorp AMJ Land Township Private Limited	Joint Venture
3P Land Holdings Limited	Associate Company
Biodegradable Products India Limited (formerly known as Pudumjee Plant Laboratories Limited)	Associate Company
Pudumjee Paper Products Limited	Group Company
Chem Mach Private Limited	Group Company
Thacker & Company Limited	Group Company
Suma Commercial Private Limited	Group Company
Fujisan Technologies Limited	Group Company

Group Company's are companies where KMP has control or significant influence.

(ii) Key Management Personnel (KMP)

Name	Designation
Mr. Arunkumar M. Jatia	Chairman & Non Executive Director
Mr. S. K. Bansal	Whole-time Director & C.F.O.
Mr. V. K. Beswal	Director (Independent)
Mr. Nandan Damani	Director (Independent)
Mrs. Preeti Mehta	Director (Independent)
Dr. Ashok Kumar	Director (Non executive)
Mr. R. M. Kulkarni	Company Secretary (till Jun 30, 2020)
Mr. Shrihari Waychal	Company Secretary (w.e.f. Nov 1, 2020)

(iii) Entities where KMP have significant influence (EKMP)

Name
Pudumjee Pulp & Paper Mill Limited Office Staff Provident Fund
M. P. Jatia Charitable Trust

AMJ LAND HOLDINGS LIMITED

Notes to the financial statements as on and for the year ended 31st March, 2021

(All amounts in INR lakhs unless otherwise stated)

Note No. 27 (Contd...)

B. Transaction with related parties

Sr. No.	Particulars	Volume of transactions		Amount outstanding as on			
		31-Mar-21	31-Mar-20	31-Mar-21		31-Mar-20	
				Receivable	Payable	Receivable	Payable
i.	<u>Inter corporate Deposits given</u>						
	3P Land Holdings Limited	-	708.50	-	-	-	-
	Biodegradable Products India Limited (formerly known as Pudumjee Plant Laboratories Limited)	243.20	731.30	2,031.00	-	1,807.80	-
ii.	<u>Inter corporate Deposits repaid</u>						
	3P Land Holdings Limited	-	824.20	-	-	-	-
	Biodegradable Products India Limited (formerly known as Pudumjee Plant Laboratories Limited)	20.00	426.00	-	-	-	-
iii.	<u>Interest charged</u>						
	3P Land Holdings Limited	-	13.35	-	-	-	-
	Biodegradable Products India Limited (formerly known as Pudumjee Plant Laboratories Limited)	197.71	184.94	182.88	-	166.44	-
iv.	<u>Sale of Wind Power and REC Certificate</u>						
	Pudumjee Paper Products Limited	78.82	173.49	-	-	-	-
v.	<u>Purchases Made</u>						
	Pudumjee Paper Products Limited	0.21	0.35	-	-	-	-
vi.	<u>Reimbursement of Common Services paid</u>						
	Pudumjee Paper Products Limited	1.55	2.28	-	0.97	-	-
vii.	<u>Rent Received</u>						
	Pudumjee Paper Products Limited	127.13	112.97	-	-	-	-
	Fujisan Technologies Limited	3.54	3.54	-	-	-	-
	Thacker & Company Limited	1.53	1.53	-	-	-	-
viii.	<u>Dividend received</u>						
	Pudumjee Paper Products Limited	-	2.40	-	-	-	-
ix.	<u>Dividend Paid</u>						
	3P Land Holdings Limited	-	-	-	-	-	-
	Thacker & Company Limited.	-	31.84	-	-	-	-
	Chem Mach Private Limited	-	29.73	-	-	-	-
	Suma Commercial Private Limited	-	25.61	-	-	-	-
	Yashvardhan Jatia Trust	-	24.17	-	-	-	-
x.	<u>Contribution to Employees' Provident Fund</u>						
	Pudumjee Pulp & Paper Mill Limited Office Staff Provident Fund	4.01	8.38	-	-	-	-
xi.	<u>Donations given</u>						
	M.P.Jatia Charitable Trust	9.00	11.00	-	-	-	-
xii.	<u>Remuneration to Key Management Personnel:</u>						
a)	Short term employment benefits	108.11	112.58	-	-	-	-
b)	Post employment benefit	12.00	28.02	-	-	-	-
c)	Other long term benefits	2.82	4.68	-	-	-	-
d)	Sitting fees to non-executive directors	3.14	2.89	-	-	-	-

Notes to the financial statements as on and for the year ended 31st March, 2021

(All amounts in INR lakhs unless otherwise stated)

Note 28:- Contingent Liabilities not provided for :

	31-Mar-21	31-Mar-20
Contingent Liability & Commitments	Nil	Nil

Note 29 :- Computation of basic and diluted Earning Per Share (EPS)

	31-Mar-21	31-Mar-20
Basic/Diluted EPS:		
(a) Net Profit after tax as per statement of profit & loss:	465.37	969.60
(b) Number of Equity shares of ₹ 2/- each :	410.00	410.00
(c) Basic & Diluted (in Rs.)	1.14	2.36

Note 30:- Leases**(a) Company as Lessee:**

The Company have certain lands on operating lease term of 25 years. Full lease payment have been in advance at the time of obtaining possession. As per Ind AS 116, the prepaid lease rent have been reclassified to Right-of-use assets and being depreciated over lease term.

(b) Company as Lessor:

The company leases various offices, land and buildings under operating lease. On renewal, the terms of the leases are renegotiated. Management has placed appropriate safeguard for rights the Company retains on assets given on operating lease. Further as per indemnity clauses of the lease agreement, the Company will be compensated for any loss resulting from whatever reason on the assets given on operating lease other than normal wear and tear.

Commitments for minimum lease payments in relation to operating leases are receivable as follows:

	As on 31-Mar-21	As on 31-Mar-20
For a period not later than one year	171.69	100.03
For a period later than one year and not later than two years	166.67	86.74
For a period later than two years and not later than three years	166.67	86.74
For a period later than three years and not later than four years	166.67	86.74
For a period later than four years and not later than five years	138.89	86.74
For period/s later than five years	-	72.28

Note 31: Note on Scheme of Amalgamation:

a) During the year, the Company completed amalgamation of its wholly owned subsidiary Pudumjee Investment and Finance Company Limited (PIFCO) with itself, under the 'Scheme of Merger by Absorption' (the "Scheme") approved by NCLT vide its order dated October 15, 2020. PIFCO is a public company carrying investment and financing activity. The Scheme is approved with appointed date as April 1, 2018 i.e. effective date of merger. The necessary filing with the Registrar of Companies was done on November 25, 2020 and accordingly, the Scheme of Amalgamation has been given effect to in accounts for current year. Consequently-

- In terms of the Scheme, the entire business and the whole of the undertaking of PIFCO, as a going concern stands transferred to and vested in the Company with effect from April 01, 2018, being the appointed date.
- As PIFCO was wholly owned subsidiary of the Company, the investment held by the company in PIFCO stands cancelled and no further consideration is payable in that behalf.
- The amalgamation of PIFCO with the Company is accounted for on the basis of appendix C of Ind AS 103 on Business Combinations as specified in the Companies (Indian Accounting Standard) Rules 2015 and in terms of the Scheme, as below –

All asset and liabilities of PIFCO were recorded at their respective book values.

AMJ LAND HOLDINGS LIMITED

Notes to the financial statements as on and for the year ended 31st March, 2021

(All amounts in INR lakhs unless otherwise stated)

Capital Reserve of ₹ 135.15 lacs, recognized on April 1, 2018 being the difference between the value of net assets of PIFCO transferred to the Company and the carrying value of the Company's investment in the amalgamating subsidiary company.

b) The net profit/(loss) after tax of the PIFCO for the period from appointed date i.e. April 1, 2018 to March 31, 2020 of (₹ 294.64 lacs) and other comprehensive income of ₹ 83.28 lacs for the period April 1, 2018 to March 31, 2020 have been adjusted in opening Surplus in profit and loss account and FVOCI account respectively of the Company as on April 1, 2020.

c) Comparative accounting period presented in these financial statements have not been restated for accounting the impact of amalgamation. Hence, the same is not comparable with current accounting period.

d) All cost, charges and expenses including stamp duties arising out of or incurred so far in carrying out and implementing the Scheme and matters incidental thereto, have been debited to Profit and loss account as per the Scheme.

Note 32 : Disclosure for changes in Financial Liabilities

Particulars	31-Mar-20	Cash Flows	Non cash changes /Fair value/Amortisation changes	31-Mar-21
Long term borrowings (including current maturities)	755.73	(20.90)	10.45	766.19
Short term borrowings	300.00	-		300.00
Total liabilities from financing activities	1,055.73	(20.90)	10.45	1,045.28

Note 33 : Reclassification

Previous year figure's have been reclassified to confirm to this year's classification

The accompanying notes are integral part of the financial statements.

As per our report of date attached

For and on behalf of the Board of Directors of AMJ Land Holdings Limited

For J M AGRAWAL & CO.
Firm Registration No - 100130W
Chartered Accountants

V. K. Beswal
Director

A. K. Jatia
Chairman

PUNIT AGRAWAL
Partner
Membership No - 148757

Shrihari Waychal
Company Secretary

S. K. Bansal
Director (Finance) &
Chief Financial Officer

Place : Pune
Date : 29th May, 2021

Place : Pune
Date : 29th May, 2021

INDEPENDENT AUDITOR'S REPORT

To The Members of AMJ Land Holdings Limited

Report on the Audit of the Consolidated Financial Statements

Opinion

We have audited the accompanying consolidated financial statements of AMJ Land Holdings Limited ("the Company"), its associates and jointly controlled entities, which comprise the consolidated balance sheet as at March 31, 2021, the consolidated statement of profit and loss (including other comprehensive income), the consolidated statement of changes in equity and the consolidated statement of cash flows for the year ended on that date, and a summary of the significant accounting policies and other explanatory information (hereinafter referred to as "the consolidated financial statements").

In our opinion and to the best of our information and according to the explanations given to us, the aforesaid consolidated financial statements give the information required by the Companies Act, 2013 ("the Act") in the manner so required and give a true and fair view in conformity with the Indian Accounting Standards prescribed under section 133 of the Act read with the Companies (Indian Accounting Standards) Rules, 2015, as amended, ("Ind AS") and other accounting principles generally accepted in India, of the consolidated state of affairs of the Company as at March 31, 2021, the consolidated profit and total comprehensive income, consolidated changes in equity and its consolidated cash flows for the year ended on that date.

Basis for Opinion

We conducted our audit of the consolidated financial statements in accordance with the Standards on Auditing (SAs) specified under section 143(10) of the Act. Our responsibilities under those SAs are further described in the Auditor's Responsibilities for the Audit of the Consolidated Financial Statements section of our report. We are independent of the Company, its associates and jointly controlled entities in accordance with the Code of Ethics issued by the Institute of Chartered Accountants of India (ICAI) together with the independence requirements that are relevant to our audit of the consolidated financial statements under the provisions of the Act and the Rules made thereunder, and we have fulfilled our other ethical responsibilities in accordance with these requirements and the ICAI's Code of Ethics. We believe that the audit evidence we have obtained is sufficient and appropriate to provide a basis for our audit opinion on the consolidated financial statements.

Key Audit Matters

Key audit matters are those matters that, in our professional judgment, were of most significance in our audit of the consolidated financial statements of the current period. These matters were addressed in the context of our audit of the consolidated financial statements as a whole, and in forming our opinion thereon, and we do not provide a separate opinion on these matters. We have determined the matters described below to be the key audit matters to be communicated in our report.

Key Audit Matter	Auditor's Response
<p>Loans given to associate company - classification, measurement and impairment</p> <p>During the year, the Company has given additional loan of ₹ 243.20 lakhs to Biodegradable Products India Limited (formerly Pudumjee Plant Laboratories Limited) (the "associate company") and with this the total loan to the associate company as on March 31, 2021 is ₹ 2,213.88 lakhs. Fixed repayment-terms of the loan not defined however the loan is repayable on demand. The same is classified as "Loans" in "Current financial assets" and measured at amortised cost using effective interest rate based on management's estimate.</p>	<p>Our procedure included, but were not limited to the following:</p> <ul style="list-style-type: none"> ● We considered the business model and terms of the financial assets considering rights and obligation of the Company and the associate company. ● Obtained independent valuation report containing valuation of assets, including investment properties, of the associate company. Assessed the professional competence, objectivity and capabilities of the valuation specialist engaged by the management. Assessed reasonableness of the assumptions used.

AMJ LAND HOLDINGS LIMITED

Key Audit Matter	Auditor's Response
<p>Management has evaluated and concluded that such loan is not long-term interests that, in substance, form part of the Company's net investment in the associate company.</p> <p>Based on the valuation report of the valuation specialist engaged by the management, and based on management estimate, no impairment considered necessary for the investments made in associate company.</p> <p>Refer note 5(c) and note 25(a) of the consolidated financial statements.</p>	<ul style="list-style-type: none"> ● We have considered the managements representation regarding obtaining future planned repayment of the short term loan given. ● We have assessed the appropriateness disclosures given in the consolidated financial statements.

Other Information

The Company's Management and Board of Directors are responsible for the preparation of the other information. The other information comprises the information included in the Company's Annual Report but does not include the consolidated financial statements and our auditor's report thereon.

The Annual Report is expected to be made available to us after the date of our auditor's report.

Our opinion on the consolidated financial statements does not cover the other information and we do not express any form of assurance conclusion thereon.

In connection with our audit of the consolidated financial statements, our responsibility is to read the other information identified above when it becomes available and, in doing so, consider whether the other information is materially inconsistent with the consolidated financial statements or our knowledge obtained during the course of our audit or otherwise appears to be materially misstated.

Responsibilities of Management and Those Charged with Governance for the Consolidated Financial Statements

The Company's Management and Board of Directors are responsible for the matters stated in section 134(5) of the Act with respect to the preparation of these consolidated financial statements that give a true and fair view of the consolidated state of affairs, the consolidated profit and total comprehensive income, consolidated changes in equity and consolidated cash flows of the Company including its Associates and Jointly controlled entities in accordance with the Ind AS and other accounting principles generally accepted in India. The respective Management and Board of Directors of the Company and of its associate and jointly controlled entities are responsible for maintenance of adequate accounting records in accordance with the provisions of the Act for safeguarding the assets of the Company and for preventing and detecting frauds and other irregularities; selection and application of appropriate accounting policies; making judgments and estimates that are reasonable and prudent; and design, implementation and maintenance of adequate internal financial controls, that were operating effectively for ensuring the accuracy and completeness of the accounting records, relevant to the preparation and presentation of the financial statements that give a true and fair view and are free from material misstatement, whether due to fraud or error, which have been used for the purpose of preparation of the consolidated financial statements by the Directors of the Company, as aforesaid.

In preparing the consolidated financial statements, the respective Management and the Board of Directors of the Company and of its associate and jointly controlled entities are responsible for assessing the ability of each company/entity, to continue as a going concern, disclosing, as applicable, matters related to going concern and using the going concern basis of accounting unless the respective Board of Directors/Management either intends to liquidate the Company/entity or to cease operations, or has no realistic alternative but to do so.

The respective Management and Board of Directors of the Company and of its associate and jointly controlled entities are responsible for overseeing the financial reporting process of each company/entity.

Auditor's Responsibilities for the Audit of the Consolidated Financial Statements

Our objectives are to obtain reasonable assurance about whether the consolidated financial statements as a whole are free from material misstatement, whether due to fraud or error, and to issue an auditor's report that includes our opinion. Reasonable assurance is a high level of assurance, but is not a guarantee that an audit conducted in accordance with SAs will always detect a material misstatement when it exists. Misstatements can arise from fraud or error and are considered material if, individually or in the aggregate, they could reasonably be expected to influence the economic decisions of users taken on the basis of these consolidated financial statements.

As part of an audit in accordance with SAs, we exercise professional judgment and maintain professional skepticism throughout the audit. We also:

- Identify and assess the risks of material misstatement of the consolidated financial statements, whether due to fraud or error, design and perform audit procedures responsive to those risks, and obtain audit evidence that is sufficient and appropriate to provide a basis for our opinion. The risk of not detecting a material misstatement resulting from fraud is higher than for one resulting from error, as fraud may involve collusion, forgery, intentional omissions, misrepresentations, or the override of internal control.
- Obtain an understanding of internal financial controls relevant to the audit in order to design audit procedures that are appropriate in the circumstances. Under section 143(3)(i) of the Act, we are also responsible for expressing our opinion on whether the Company has adequate internal financial controls system in place and the operating effectiveness of such controls.
- Evaluate the appropriateness of accounting policies used and the reasonableness of accounting estimates and related disclosures made by management.
- Conclude on the appropriateness of management's use of the going concern basis of accounting and, based on the audit evidence obtained, whether a material uncertainty exists related to events or conditions that may cast significant doubt on the Company's ability to continue as a going concern. If we conclude that a material uncertainty exists, we are required to draw attention in our auditor's report to the related disclosures in the consolidated financial statements or, if such disclosures are inadequate, to modify our opinion. Our conclusions are based on the audit evidence obtained up to the date of our auditor's report. However, future events or conditions may cause the Company to cease to continue as a going concern.
- Evaluate the overall presentation, structure and content of the consolidated financial statements, including the disclosures, and whether the consolidated financial statements represent the underlying transactions and events in a manner that achieves fair presentation.
- Obtain sufficient appropriate audit evidence regarding the financial information of the entities or business activities within the Company and its associate and jointly controlled entities to express an opinion on the consolidated financial statements. We are responsible for the direction, supervision and performance of the audit of the financial statements of such entities included in the consolidated financial statements of which we are the independent auditors. For the other entities included in the consolidated financial statements, which have been audited by other auditors, such other auditors remain responsible for the direction, supervision and performance of the audits carried out by them. We remain solely responsible for our audit opinion.

We communicate with those charged with governance of the Company and such other entities included in the consolidated financial statements of which we are the independent auditors regarding, among other matters, the planned scope and timing of the audit and significant audit findings, including any significant deficiencies in internal control that we identify during our audit.

We also provide those charged with governance with a statement that we have complied with relevant ethical requirements regarding independence, and to communicate with them all relationships and other matters that may reasonably be thought to bear on our independence, and where applicable, related safeguards.

From the matters communicated with those charged with governance, we determine those matters that were of most significance in the audit of the consolidated financial statements of the current period and are therefore the

AMJ LAND HOLDINGS LIMITED

key audit matters. We describe these matters in our auditor's report unless law or regulation precludes public disclosure about the matter or when, in extremely rare circumstances, we determine that a matter should not be communicated in our report because the adverse consequences of doing so would reasonably be expected to outweigh the public interest benefits of such communication.

Other Matters

We did not audit the financial statements of a Joint operation entity. The consolidated financial statements include the Company's share of its total assets of ₹ 2132.26 lakhs as at March 31, 2021, total revenue of ₹ 312.49 lakhs, total comprehensive income/(loss) (comprising of net profit/(loss) after tax and other comprehensive income) of ₹ (28.08) lakhs and net cash out-flows of ₹ 8.96 lakhs for the year ended on that date. The consolidated financial statements also include the Company's share of total comprehensive income (comprising of profit/ (loss) and other comprehensive income) of ₹ 0.17 lakhs for the year ended March 31, 2021 in respect of one joint venture whose financial statements have not been audited by us. These financial statements have been audited by other auditor whose report have been furnished to us by the Management. Our opinion on the consolidated financial statements and our report in terms of sub-sections (3) of Section 143 of the Act, insofar as it relates to the amounts and disclosures included in respect of the jointly controlled entities, is based solely on the reports of the other auditors.

The consolidated financial statements also include the Company's share of total comprehensive income of a firm M/s. Prime Mall Developers ("the Other Entity"), which is an associate of the Company's associate company Biodegradable Products India Limited (formerly Pudumjee Plant Laboratories Limited) (the "Associate Company"). The consolidated financial statements include the Company's share of total comprehensive income [comprising of profit/ (loss) and other comprehensive income/ (loss)] of ₹ (0.30) lakhs for the year ended March 31, 2021 in respect of the Other Entity. This unaudited financial statements/financial information have been furnished to us by the Board of Directors, and our opinion on the consolidated financial results, in so far as it relates to the amounts and disclosures included in respect of the Other Entity is based solely on such unaudited financial statements/financial information. In our opinion and according to the information and explanations given to us by the Board of Directors, such unaudited financial statements/financial information is not material to the Company and the Associate Company.

Our opinion is not modified in respect of these matters.

Report on Other Legal and Regulatory Requirements

1. As required by Section 143(3) of the Act, we report that:
 - (a) We have sought and obtained all the information and explanations which to the best of our knowledge and belief were necessary for the purposes of our audit.
 - (b) In our opinion, proper books of account as required by law relating to preparation of the aforesaid consolidated financial statements have been kept so far as it appears from our examination of those books and the reports of the other auditors.
 - (c) The consolidated balance sheet, the consolidated statement of profit and loss (including other comprehensive income), the consolidated statement of changes in equity and the consolidated cash flow statement dealt with by this Report are in agreement with the books of account maintained for the purpose of preparation of the consolidated financial statements.
 - (d) In our opinion, the aforesaid consolidated financial statements comply with the Indian Accounting Standards specified under Section 133 of the Act.
 - (e) On the basis of the written representations received from the directors of the Company as on March 31, 2021 taken on record by the Board of Directors of the Company and the reports of the statutory auditors of its, associates company and jointly controlled company incorporated in India, none of the directors of the Company, its associate company and jointly controlled company incorporated in India is disqualified as on March 31, 2021 from being appointed as a director in terms of Section 164 (2) of the Act.

- (f) With respect to the adequacy of internal financial controls over financial reporting of the Company and the operating effectiveness of such controls, refer to our separate report in Annexure A.
- (g) With respect to the other matters to be included in the Auditor's Report in accordance with the requirements of Section 197(16) of the Act, as amended, in our opinion and to the best of our information and according to the explanations given to us, the remuneration paid by the Company to its directors during the year is in accordance with the provisions of Section 197 read with Schedule V of the Act.
- (h) With respect to the other matters to be included in the Auditors' Report in accordance with Rule 11 of the Companies (Audit and Auditors) Rules, 2014, in our opinion and to the best of our information and according to the explanations given to us:
 - i. The consolidated financial statements disclose the impact of pending litigations on the Company;
 - ii. The Company did not have any long-term contracts including derivative contracts as at March 31, 2021;
 - iii. There has been no delay in transferring amounts, required to be transferred, to the Investor Education and Protection Fund by the Company during the year ended March 31, 2021.

For J M Agrawal & Co.
Chartered Accountants
Firm Registration Number: 100130W

Punit Agrawal
Partner
Membership Number: 148757
UDIN: 21148757AAAAAX8200

Place: Pune

Date: 29th May, 2021

Annexure A to Independent Auditors' Report

Referred to in the Independent Auditors' Report of even date to the members of AMJ Land Holdings Limited on the consolidated financial statements for the year ended March 31, 2021

Report on the Internal Financial Controls under Clause (i) of Sub-section 3 of Section 143 of the Act

1. In conjunction with our audit of the consolidated financial statements of the Company as of and for the year ended March 31, 2021, we have audited the internal financial controls over financial reporting of AMJ Land Holdings Limited (hereinafter referred to as "the Company"), its associate companies and jointly controlled company, which are companies incorporated in India, as of that date.

Management's Responsibility for Internal Financial Controls

2. The respective Board of Directors of the Company, its associate companies and jointly controlled company, which are companies incorporated in India, are responsible for establishing and maintaining internal financial controls based on "internal control over financial reporting criteria established by the Company considering the essential components of internal control stated in the Guidance Note on Audit of Internal Financial Controls Over Financial Reporting issued by the Institute of Chartered Accountants of India (ICAI)". These responsibilities include the design, implementation and maintenance of adequate internal financial controls that were operating effectively for ensuring the orderly and efficient conduct of its business, including adherence to the respective company's policies, the safeguarding of its assets, the prevention and detection of frauds and errors, the accuracy and completeness of the accounting records, and the timely preparation of reliable financial information, as required under the Act.

Auditor's Responsibility

3. Our responsibility is to express an opinion on the Company's internal financial controls over financial reporting based on our audit. We conducted our audit in accordance with the Guidance Note on Audit of Internal Financial Controls Over Financial Reporting (the "Guidance Note") issued by the ICAI and the Standards on Auditing deemed to be prescribed under section 143(10) of the Act, to the extent applicable to an audit of internal financial controls, both applicable to an audit of internal financial controls and both issued by the ICAI. Those Standards and the Guidance Note require that we comply with ethical requirements and plan and perform the audit to obtain reasonable assurance about whether adequate internal financial controls over financial reporting was established and maintained and if such controls operated effectively in all material respects.
4. Our audit involves performing procedures to obtain audit evidence about the adequacy of the internal financial controls system over financial reporting and their operating effectiveness. Our audit of internal financial controls over financial reporting included obtaining an understanding of internal financial controls over financial reporting, assessing the risk that a material weakness exists, and testing and evaluating the design and operating effectiveness of internal control based on the assessed risk. The procedures selected depend on the auditor's judgement, including the assessment of the risks of material misstatement of the financial statements, whether due to fraud or error.
5. We believe that the audit evidence we have obtained and the audit evidence obtained by the other auditors in terms of their reports referred to in the Other Matters paragraph below, is sufficient and appropriate to provide a basis for our audit opinion on the Company's internal financial controls system over financial reporting.

Meaning of Internal Financial Controls Over Financial Reporting

6. A company's internal financial control over financial reporting is a process designed to provide reasonable assurance regarding the reliability of financial reporting and the preparation of financial statements for external purposes in accordance with generally accepted accounting principles. A company's internal financial control over financial reporting includes those policies and procedures that (1) pertain to the maintenance of records that, in reasonable detail, accurately and fairly reflect the transactions and dispositions of the assets of the company; (2) provide reasonable assurance that transactions are recorded as necessary to permit preparation of financial statements in accordance with generally accepted accounting principles, and that receipts and expenditures of the company are being made only in accordance with authorisations of management and directors of the company; and (3) provide reasonable assurance regarding prevention or timely detection of unauthorised acquisition, use, or disposition of the company's assets that could have a material effect on the financial statements.

Inherent Limitations of Internal Financial Controls Over Financial Reporting

7. Because of the inherent limitations of internal financial controls over financial reporting, including the possibility of collusion or improper management override of controls, material misstatements due to error or fraud may occur and not be detected. Also, projections of any evaluation of the internal financial controls over financial reporting to future periods are subject to the risk that the internal financial control over financial reporting may become inadequate because of changes in conditions, or that the degree of compliance with the policies or procedures may deteriorate.

Opinion

8. In our opinion, the Company, its associate companies and jointly controlled company, which are companies incorporated in India, have, in all material respects, an adequate internal financial controls system over financial reporting and such internal financial controls over financial reporting were operating effectively as at March 31, 2021, based on the internal control over financial reporting criteria established by the Company considering the essential components of internal control stated in the Guidance Note on Audit of Internal Financial Controls Over Financial Reporting issued by the Institute of Chartered Accountants of India.

Other Matters

9. Our aforesaid reports under Section 143(3)(i) of the Act on the adequacy and operating effectiveness of the internal financial controls over financial reporting insofar as it relates to one jointly controlled company, which is company incorporated in India, is based on the corresponding reports of the auditors of such company incorporated in India. Our opinion is not qualified in respect of this matter.

For J M Agrawal & Co.
Firm Registration Number: 100130W
Chartered Accountants

Place: Pune
Date: 29th May, 2021

Punit Agrawal
Partner
Membership Number: 148757
UDIN: 21148757AAAAAX8200

AMJ LAND HOLDINGS LIMITED

CONSOLIDATED BALANCE SHEET AS AT 31ST MARCH, 2021

(All amounts in INR lakhs unless otherwise stated)

	Note	31-Mar-21	31-Mar-20
ASSETS			
Non-current assets			
Property, plant and equipment	3	1,857.42	1,952.87
Capital work-in-progress	3	220.95	215.20
Investment property	4	1,052.48	1,108.45
Financial assets			
i. Investments	5(a)	2,722.95	1,039.65
ii. Other financial assets	5(f)	5.88	5.78
Other non-current assets	6	-	32.16
Total non-current assets		5,859.68	4,354.11
Current assets			
Inventories	7	2,948.95	3,331.71
Financial assets			
i. Investments	5(a)	986.91	1,307.19
ii. Loan	5(c)	2,802.42	2,467.36
iii. Trade receivables	5(b)	14.83	16.46
iv. Cash and cash equivalents	5(d)	392.34	637.00
v. Bank balances other than (iv) above	5(e)	12.00	12.00
vi. Other financial assets	5(f)	29.90	13.28
Other current assets	8	331.26	299.14
Total current assets		7,518.61	8,084.14
Total assets		13,378.29	12,438.25
EQUITY AND LIABILITIES			
Equity			
Equity share capital	9(a)	820.00	820.00
Other equity			
Reserves and surplus	9(b)	9,725.68	9,489.66
Other reserves	9(c)	910.79	(103.97)
Total equity		11,456.47	10,205.69
LIABILITIES			
Non-current liabilities			
Financial Liabilities			
i. Borrowings	10(a)	375.08	755.73
Employee benefit obligations	11	84.18	109.83
Deferred tax liabilities	12	289.72	113.72
Other non current liabilities	14	110.00	110.00
Total non-current liabilities		858.98	1,089.28
Current liabilities			
Financial liabilities			
i. Current borrowings	10(b)	300.00	300.00
ii. Trade payables			
a. Dues of micro and small enterprises	10(c)	-	-
b. Dues of other than micro and small enterprises	10(c)	132.63	113.58
iii. Other financial liabilities	10(d)	446.25	177.67
Employee benefit obligations	11	16.38	7.86
Income tax liabilities (net)	13	159.58	84.37
Other current liabilities	14	8.00	459.80
Total current liabilities		1,062.84	1,143.28
Total liabilities		1,921.82	2,232.56
Total equity and liabilities		13,378.29	12,438.25

The accompanying notes are integral part of the financial statements.

As per our report of date attached

For and on behalf of the Board of Directors of AMJ Land Holdings Limited

For J M AGRAWAL & CO.
Firm Registration No - 100130W
Chartered Accountants

V. K. Beswal
Director

A. K. Jatia
Chairman

PUNIT AGRAWAL
Partner
Membership No - 148757
Place : Pune
Date : 29th May, 2021

Shrihari Waychal
Company Secretary

S. K. Bansal
Director (Finance) &
Chief Financial Officer
Place : Pune
Date : 29th May, 2021

CONSOLIDATED PROFIT AND LOSS ACCOUNT FOR THE YEAR ENDED 31ST MARCH, 2021

(All amounts in INR lakhs unless otherwise stated)

	Note	Year Ended 31-Mar-21	Year Ended 31-Mar-20
Income			
Revenue from operations	15	1,120.58	1,711.64
Other income (net)	16	501.10	873.90
Transfer from Capital reserve (revaluation gain)	7(a)	230.63	309.76
Total income		1,852.31	2,895.30
Expenses			
Stock in trade (land development rights acquired on transfer of land)	7(a)	-	254.34
Cost of material consumed	17	267.17	1,367.29
Changes in inventories of stock-in-trade, work-in-progress and finished inventory	18	406.16	(737.76)
Employee benefit expense	19	143.83	148.86
Finance costs	20	0.09	1.76
Depreciation and amortisation expense	21	184.87	184.66
Other expenses	22	177.99	604.55
Total expenses		1,180.11	1,823.70
Profit before share of net profit/(loss)of associates, joint venture and tax		672.20	1,071.60
Share of net profit/(loss) of associate, joint venture by using equity method of accounting (net of tax)		(22.84)	27.28
Profit before tax		649.36	1,098.88
Income tax expense			
- Current tax	23	122.00	282.20
- Deferred tax	12	84.83	(163.79)
Profit for the year		442.53	980.47
Other comprehensive income			
A (i) Items that will be reclassified to profit or loss		-	-
B (i) Items that will not be reclassified to profit or loss			
- Changes in fair value of FVOCI equity instruments		630.35	(160.47)
- Remeasurements of post-employment benefit obligations	11	14.12	2.85
- Income tax relating to above items	12	(91.17)	(0.79)
- Share of changes in fair value of FVOCI equity instrument from associate (net of tax)		475.58	(163.62)
- Share of remeasurements of post-employment benefit obligations from associate(net of tax)		-	(0.04)
Other comprehensive income for the year, net of tax		1,028.88	(322.07)
Total comprehensive income for the year		1,471.41	658.40
Paid up equity capital (face value of ₹ 2/- per share)		820.00	820.00
Earning per equity share:			
Basic and Diluted (₹)	30	1.08	2.39

The accompanying notes are integral part of the financial statements.

As per our report of date attached

For and on behalf of the Board of Directors of AMJ Land Holdings Limited

For J M AGRAWAL & CO.
Firm Registration No - 100130W
Chartered Accountants

V. K. Beswal
Director

A. K. Jatia
Chairman

PUNIT AGRAWAL
Partner
Membership No - 148757

Shrihari Waychal
Company Secretary

S. K. Bansal
Director (Finance) &
Chief Financial Officer

Place : Pune
Date : 29th May, 2021

Place : Pune
Date : 29th May, 2021

AMJ LAND HOLDINGS LIMITED

STATEMENT OF CONSOLIDATED CASHFLOW FOR THE YEAR ENDED 31ST MARCH, 2021

(All amounts in INR lakhs unless otherwise stated)

	Year Ended 31-Mar-21	Year Ended 31-Mar-20
Cash flow from operating activities		
Profit before income tax	649.36	1,098.88
Adjustments for		
Depreciation and amortisation expense	184.87	184.66
Transfer from Capital reserve (revaluation gain)	(230.63)	(309.76)
Profit on sale of Investment property and other asset	-	(587.03)
Dividend and interest income classified as investing cash flows	(385.05)	(305.47)
Finance costs	0.09	1.76
Share of profit/(loss) of associate	22.84	(27.28)
Change in assets and liabilities:		
Trade receivables, other financial assets and other assets	35.50	354.89
(Increase)/Decrease in inventories	382.76	(1,159.02)
Trade payables, other financial liabilities, other liabilities	(167.18)	122.10
Cash generated from operations	492.56	(626.27)
Income taxes paid (net of refunds)	(97.34)	(329.80)
Net cash inflow/(outflow) from operating activities	395.22	(956.07)
Cash flows from investing activities		
Payments for additions to property, plant and equipment	(39.20)	(4.08)
Payments for purchase of investments	(590.21)	(1,249.22)
Proceeds from sale of investment property and other assets	-	896.87
Proceeds from sale of investments	320.28	101.32
Merger Adjustments PIFCO (refer note 31)	-	-
Loans given /(repayment received)	(335.06)	734.25
Dividends received	28.68	44.82
Interest received	356.38	260.65
Net cash outflow from investing activities	(259.13)	784.61
Cash flows from financing activities		
Proceeds/(Repayment) from borrowings (net)	(380.66)	746.28
Interest paid	(0.09)	(1.76)
Dividend and DDT paid	-	(247.14)
Net cash inflow (outflow) from financing activities	(380.75)	497.38
Net increase (decrease) in cash and cash equivalents	(244.66)	325.92
Cash and cash equivalents at the beginning of the financial year	637.00	311.08
Cash and cash equivalents at end of the year	392.34	637.00

Notes:

- The above Cash Flow Statement has been prepared under the "Indirect Method" set out in Indian Accounting Standard (Ind AS) 7 on Statement of Cash Flows.
- Prior year comparatives have been reclassified to conform with current year's presentation, where applicable.
- For details of Cash and cash equivalents refer note 5(d).

The accompanying notes are integral part of the financial statements.

As per our report of date attached

For and on behalf of the Board of Directors of AMJ Land Holdings Limited

For J M AGRAWAL & CO.
Firm Registration No - 100130W
Chartered Accountants

V. K. Beswal
Director

A. K. Jatia
Chairman

PUNIT AGRAWAL
Partner
Membership No - 148757

Shrihari Waychal
Company Secretary

S. K. Bansal
Director (Finance) &
Chief Financial Officer

Place : Pune
Date : 29th May, 2021

Place : Pune
Date : 29th May, 2021

Consolidated Statement of changes in equity

(All amounts in INR Lakhs unless otherwise stated)

Particulars	Notes	Equity share capital	Reserves & surplus						Other Reserve		Total Other equity
			Capital reserve	Securities Premium	Statutory reserve	Retained earnings	General reserve	FVOCI Equity Instruments	FVOCI Equity Instruments		
Balance as at March 31, 2019		820.00	1,977.23	1,537.50	10.70	5,370.25	158.39	220.12		9,222.36	
Profit for the year	9(b)	-	-	-	-	980.47	-	-	-	980.47	
Other Comprehensive Income for the year	9(c)	-	-	-	-	2.02	-	(324.09)	-	(322.07)	
Total comprehensive income for the year		-	-	-	-	982.49	-	(324.09)	-	658.40	
Transaction with owners in their capacity as owners											
Dividends paid (incl. tax on Dividend)	9(b)	-	-	-	-	(247.14)	-	-	-	(247.14)	
Transferred to statement of profit and loss	9(b)	-	(309.76)	-	-	-	-	-	-	(309.76)	
Joint operation accounting	9(b)	-	10.00	-	-	-	-	-	-	10.00	
Transfer to general reserve	9(b)	-	-	-	-	(200.00)	200.00	-	-	-	
Balance as at March 31, 2020		820.00	1,677.47	1,537.50	10.70	5,905.60	358.39	(103.97)		9,385.69	
Profit for the year	9(b)	-	-	-	-	442.53	-	-	-	442.53	
- Transferred from statutory reserve of PIFCO on merger #	9(b)	-	-	-	(10.70)	-	10.70	-	-	-	
Other Comprehensive Income for the year	9(c)	-	-	-	-	14.12	-	1,014.76	-	1,028.88	
Total comprehensive income for the year		-	-	-	(10.70)	456.65	10.70	1,014.76	-	1,471.40	
Transaction with owners in their capacity as owners											
Dividends paid (incl. tax on Dividend)	9(b)	-	-	-	-	-	-	-	-	-	
Transferred to statement of profit and loss	9(b)	-	(230.63)	-	-	-	-	-	-	(230.63)	
Joint operation accounting	9(b)	-	10.00	-	-	-	-	-	-	10.00	
Transfer to general reserve	9(b)	-	-	-	-	-	-	-	-	-	
Balance as at March 31, 2021		820.00	1,456.84	1,537.50	-	6,362.24	369.09	910.79		10,636.47	

Note: A description of the purposes of each reserve within equity shall be disclosed in the notes. Refer note 9(d)

The accompanying notes are integral part of the financial statements.

As per our report of date attached

For and on behalf of the Board of Directors of AMJ Land Holdings Limited

For J M AGRAWAL & CO.
Firm Registration No - 100130W
Chartered Accountants

V. K. Beswal
Director

A. K. Jatia
Chairman

PUNIT AGRAWAL
Partner
Membership No- 148757
Place : Pune
Date : 29th May, 2021

Shrihari Waychal
Company Secretary

S. K. Bansal
Director (Finance) &
Chief Financial Officer
Place : Pune
Date : 29th May, 2021

Notes to the consolidated financial statements as on and for the year ended 31st March, 2021

Note 1: General information about the Group:

The consolidated financial statements comprise financial statements of AMJ Land Holdings Limited ("the Holding Company" or "the Company") and associates, joint venture and joint operation for the year ended 31 March 2021.

The Company is a public company domiciled in India and incorporated under the provisions of the Companies Act, 1956. Its shares are listed on two stock exchanges in India. The registered office of the company is located at Thergaon, Pune-411033, Maharashtra, India. The Company is primarily engaged in the business of real estate development, leasing of real estate, wind power and investments.

The consolidated financial Statements were authorised for issue in accordance with resolution passed by the Board of Directors of the Holding Company on May 29, 2021.

Note 2: Summary of significant accounting policies:

a. Basis of preparation

The consolidated financial statements of the Company comply in all material aspects with Indian Accounting Standards (Ind AS) notified under Section 133 of the Companies Act, 2013 (the Act) Companies (Indian Accounting Standards) Rules, 2015 and other relevant provisions of the Act.

In accordance with Ind AS 111 Joint Arrangements, the consolidated financial statements also includes the Holding Company's share of assets, liabilities, revenues and expenses relating to its interest in a Joint operation.

The financial statements have been prepared on the historical cost basis except for certain fixed assets (PP&E) converted into stock-in-trade in year 2013-14 as explained in note 7(a), and certain financial instruments that are measured at fair values at the end of each reporting period, as explained in the accounting policies below.

Fair value is the price that would be received to sell an asset or paid to transfer a liability in an orderly transaction between market participants at the measurement date. The fair value measurement is based on the presumption that the transaction to sell the asset or transfer the liability takes place either, in the principal market for the asset or liability, or in the absence of a principal market, in the most advantageous market for the asset or liability. The principal or the most advantageous market must be accessible by the Company. The fair value of an asset or a liability is measured using assumptions that market participants would use when pricing the asset or liability, assuming that market participants act in their economic best interest. The Company uses valuation techniques that are appropriate in the circumstances and for which sufficient data are available to measure fair value, maximising the use of relevant observable inputs and minimising the use of unobservable inputs.

All assets and liabilities for which fair value is measured or disclosed in the consolidated financial statements are categorised within the fair value hierarchy, described as follows, based on the lowest level input that is significant to the fair value measurement as a whole:

Level 1- Quoted (unadjusted) market prices in active markets for identical assets or liabilities;

Level 2- Valuation techniques for which the lowest level input that is significant to the fair value measurement is directly or indirectly observable;

Level 3- Valuation techniques for which the lowest level input that is significant to the fair value measurement is unobservable.

b. Basis of consolidation

The consolidated financial statements comprise the financial statements of the Holding Company and its associates, joint operation and joint venture as at 31 March 2021. Control is achieved when the company is exposed, or has rights, to variable returns from its involvement with the investee and has the ability to affect those returns through its power over the investee. Specifically, the Company controls an investee if and only if the Company has:

- Power over the investee (i.e. existing rights that give it the current ability to direct the relevant activities of the investee);

- Exposure, or rights, to variable returns from its involvement with the investee; and
- The ability to use its power over the investee to affect its returns.

The Company re-assesses whether or not it controls an investee if facts and circumstances indicate that there are changes to one or more of the three elements of control. Consolidation begins when the Company obtains control/ joint control over the subsidiary/ joint venture/ joint operation and ceases when the Company loses control/ joint control of the subsidiary/ joint venture/ joint operation.

Significant influence is the power to participate in the financial and operating policy decisions of the investee but is not control or joint control of those policies.

Consolidated financial statements are prepared using uniform accounting policies for like transactions and other events in similar circumstances.

The financial statements of all entities used for the purpose of consolidation are drawn up to same reporting date as that of the parent company, i.e., year ended on 31 March.

Consolidation procedure:

Joint Operation

The Company recognises its interest in the joint operation using the proportionate consolidation method as per Ind AS 111 - Joint Arrangements. The Company combines its proportionate share of each of the assets, liabilities, income and expenses of the joint operation with similar items, line by line, in its consolidated financial statements. This consolidation of interest in the joint operation is done in Standalone financial statement of the Company itself, as required by Ind AS 111.

Associates/ Joint Venture

The Company's investment in its associates/ joint venture is accounted for using the equity method. Under the equity method, the investment in associates/ joint venture is initially recognised at cost, identifying any goodwill/ capital reserve arising at the time of acquisition. The carrying amount of the investment is adjusted to recognise changes in the Company's share of net assets of the associates/ joint venture post acquisition date. Goodwill relating to the associates/ joint venture is included in the carrying amount of the investment and is not tested for impairment individually.

The statement of profit and loss reflects the Company's share of the results of operations of the associates/ joint venture. Any change in OCI of those investees is presented as part of the Company's OCI. In addition, when there has been a change recognised directly in the equity of the associates/ joint venture, the Company recognises its share of any changes, when applicable, in the statement of changes in equity. Unrealised gains and losses resulting from transactions between the Company and the associates/ joint venture are eliminated to the extent of the interest in the associates/ joint venture.

If an entity's share of losses of an associate/ joint venture equals or exceeds its interest in the associate/ joint venture (which includes any long term interest that, in substance, form part of the Company's net investment in the associate/ joint venture), the entity discontinues recognising its share of further losses. Additional losses are recognised only to the extent that the Company has incurred legal or constructive obligations or made payments on behalf of the associate/ joint venture. If the joint venture subsequently reports profits, the entity resumes recognising its share of those profits only after its share of the profits equals the share of losses not recognised.

c. Current versus non-current classification

The Company presents assets and liabilities in the balance sheet based on current/non-current classification. An asset is current when it is:

- Expected to be realised or intended to be sold or consumed in the normal operating cycle;
- Held primarily for the purpose of trading;
- Expected to be realised within the operating cycle or twelve months after the reporting period; or
- Cash or cash equivalent unless restricted from being exchanged or used to settle a liability for at least twelve months after the reporting period.

AMJ LAND HOLDINGS LIMITED

All other assets are classified as non-current.

A liability is current when:

- It is expected to be settled in the normal operating cycle;
- It is held primarily for the purpose of trading;
- It is due to be settled within the operating cycle or twelve months after the reporting period; or
- There is no unconditional right to defer the settlement of the liability for at least twelve months after the reporting period.

The Company classifies all other liabilities as non-current.

Deferred tax assets and liabilities are classified as non-current assets and liabilities.

The normal operating cycle in respect of operation relating to under construction real estate project depends on signing of the agreement, size of the project, phasing of the project, type of development, project complexities, approvals needed and realisation of the project into cash and cash equivalents and range from 3 to 8 years. Accordingly, project related assets and liabilities have been classified into current and non-current based on operating cycle of respective projects. All other assets and liabilities have been classified into current and non-current based on a period of 12 months.

d. Revenue Recognition

The Company derives revenues primarily from real estate projects i.e. construction and sale of real estate properties, and from leasing of real estate (together called as "Real estate business") and from sale of wind power and renewable energy certificates (REC) (together called as "Wind power business").

Revenue is recognised to the extent that it is probable that the economic benefits will flow to the Company and the revenue can be reliably measured, regardless of when the payment is being made. The Company has concluded that it is the principal in all of its revenue arrangements since it is the primary obligor in all the revenue arrangements as it has pricing latitude and is also exposed to inventory and credit risks.

Revenue is measured at the fair value of the consideration received or receivable, taking into account contractually defined terms of payment i.e. adjusted for discounts, incentive, time value of money and excluding taxes or duties collected on behalf of the government. No element of financing deemed present, as the sales are made with a credit term consistent with market practice. Further the Company charges interest to customers on delayed payment, if any.

Revenue from real estate projects, where the performance obligations are satisfied over time and where there is no uncertainty as to measurement or collectability of consideration, is recognized as per the percentage-of-completion method. When there is uncertainty as to measurement or ultimate collectability, revenue recognition is postponed until such uncertainty is resolved.

Costs/ input expended have been used to measure progress towards completion as there is a direct relationship between cost incurred and creation/enhancement of asset (i.e. property). As per this method, revenue from sale of properties is recognised in proportion to the actual cost incurred as against the total estimated cost of projects under execution.

Determination of revenues under the percentage of completion method necessarily involves making estimates, some of which are of technical nature. The estimates of project cost and the revenue thereon are reviewed periodically by management and the cumulative effect of any changes in estimates is recognised in the period in which such changes are determined. Where it is probable that total project expenses will exceed total revenues from a project, the expected loss is recognised immediately as an expense in the statement of profit and loss.

Revenue from lease of real estate, arising from operating leases on investment properties is accounted for on a straight-line basis over the lease terms. Refer note 2(j) below for lease accounting.

Revenue from the sale of wind power is recognised when earned on the basis of contractual arrangement with the customers and reflects the value of electric units supplied including an estimated value of units supplied to the

customers between the date of their last meter reading and year end.

e. Other income

Other gains/ (loss)

Profit from sale/transfer of investments and other assets is recognised only when the transfer is complete, i.e. when the transferee obtains control and legal title for the asset and when there is no uncertainty on the amount and timing of receipt of the sale consideration. The recording of profit from sale/transfer is postponed until then.

Interest income

Interest income is accrued on a time basis, by reference to the principal outstanding and at the effective interest rate applicable. Interest income is included in other income in the statement of profit and loss.

Dividends

Income from dividend on investments is accrued in the year in which it is declared, whereby the Company's right to receive is established.

f. Trade receivables and Contract balances

The Company classifies the right to consideration in exchange for deliverables as either a receivable or as unbilled revenue. A receivable is a right to consideration that is unconditional upon passage of time.

Revenue from real estate projects contracts is based on percentage of completion method. Invoicing to the customers is based on milestones as defined in the contract. This would result in the timing of revenue recognition being different from the timing of billing the customers. Revenues in excess of invoicing are classified as contract assets (which we refer as unbilled revenue) while invoicing in excess of revenues are classified as contract liabilities (which we refer to as unearned revenues).

g. Property, plant and equipment

Property, plant and equipment, Capital work in progress are stated at cost, net of accumulated depreciation and accumulated impairment losses, if any. Such cost includes the cost of replacing part of the property, plant and equipment and borrowing costs for long-term construction projects if the recognition criteria are met. When significant parts of the property, plant and equipment are required to be replaced at intervals, the Company depreciates them separately based on their specific useful lives. Likewise, when a major inspection is performed, its cost is recognised in the carrying amount of the plant and equipment as a replacement if the recognition criteria are satisfied. All other repair and maintenance costs are recognised in statement of profit or loss as incurred. No decommissioning liabilities are expected or be incurred on the assets of plant and equipment.

Depreciation is calculated on a straight-line basis over the estimated useful lives of the assets as follows:

Asset Category	Useful Life considered	Useful life as per Schedule II
Building	30	30
Plant and Machinery	25	25
Vehicles	8	8
Furniture and Fixture	10	10

The Company, based on technical assessment made by technical expert and management estimate, depreciates all the assets over estimated useful life which is also the useful life prescribed in Schedule II to the Companies Act, 2013. The management believes that these estimated useful lives are realistic and reflect fair approximation of the period over which the assets are likely to be used.

The residual values, useful lives and methods of depreciation of property, plant and equipment are reviewed at each financial year end and adjusted prospectively, if appropriate.

h. Investment properties

Property that is held for long-term rental yields or for capital appreciation or both, and that is not occupied by the Company, is classified as investment property. Investment properties are measured initially at cost, including transaction costs. Subsequent to initial recognition, investment properties are stated at cost less accumulated

AMJ LAND HOLDINGS LIMITED

depreciation (as applicable to building component) and accumulated impairment loss, if any. Repair and maintenance costs are recognised in profit or loss as incurred.

The Company, based on technical assessment made by technical expert and management estimate, depreciates the building over estimated useful life of 30 years, which is also the useful life prescribed in Schedule II to the Companies Act, 2013. The management believes that these estimated useful lives are realistic and reflect fair approximation of the period over which the assets are likely to be used.

Though the Company measures investment property using cost based measurement, the fair value of investment property is disclosed in the notes. Fair values are determined based on an annual evaluation performed by the management. External valuers are involved in determination of the fair values on a need basis.

i. Inventory

Inventory comprises of stock of raw material, completed properties for sale and properties under construction. Construction work-in-progress comprises cost of land, development rights, construction and development cost, cost of material, services and other overheads related to projects under construction. Inventory is valued at cost or net realizable value whichever is lower.

The land and certain land development rights (TDR) converted from fixed asset into stock-in-trade after revaluing those fixed assets. Such land and land development rights held as stock-in-trade are carried at that revalued amount of those fixed assets. Development expenses incurred on the land including directly related overheads are accounted in inventory as 'Stock in trade - other development', and carried at cost.

j. Leases

The determination of whether an arrangement is (or contains) a lease is based on the substance of the arrangement at the inception of the lease. The arrangement is, or contains, a lease if fulfilment of the arrangement is dependent on the use of a specific asset or assets and the arrangement conveys a right to use the asset or assets, even if that right is not explicitly stated in the arrangement.

As a lessor

Leases in which the Company does not transfer substantially all the risks and rewards of ownership of an asset are classified as operating leases. Rental income from operating lease is recognised on a straight-line basis over the term of the relevant lease. The arrangements, in which the Company is a lessor doesn't qualify as finance lease and hence are all operating lease.

When the lease include both land and building element, the Company assess classification of each element as a finance lease or an operating lease based on guidance from Ind AS 116. Whenever necessary in order to classify and account for a lease of land and buildings, lease payments are allocated between the land and the buildings elements in proportion to the relative fair values of the leasehold interests in the land element and buildings element of the lease at the inception date. If the lease payments cannot be allocated reliably between these two elements, the entire lease is classified as a finance lease, unless it is clear that both elements are operating leases, in which case the entire lease is classified as an operating lease.

For a lease of land and buildings in which the amount for the land element is immaterial to the lease, then the land and buildings as a single unit for the purpose of lease classification and the lease is classified as a finance lease or an operating lease applying guidance from Ind AS 116. In such cases the Company regard the economic life of the buildings as the economic life of the entire underlying asset.

As a lessee

At the date of commencement of the lease, the Company recognizes a right-of-use asset ("ROU") and a corresponding lease liability for all lease arrangements in which it is a lessee.

The right-of-use assets are initially recognized at cost, which comprises the initial amount of the lease liability adjusted for any lease payments made at or prior to the commencement date of the lease plus any initial direct costs less any lease incentives. They are subsequently measured at cost less accumulated depreciation and impairment losses. Right-of-use assets are depreciated from the commencement date on a straight-line basis over the shorter of the lease term and useful life of the underlying asset. Right of use assets are evaluated for

recoverability whenever events or changes in circumstances indicate that their carrying amounts may not be recoverable.

The lease liability is initially measured at amortized cost at the present value of the future lease payments. The lease payments are discounted using the interest rate implicit in the lease or, if not readily determinable, using the incremental borrowing rates in the country of domicile of these leases. Lease liabilities are re-measured with a corresponding adjustment to the related right of use asset if the Company changes its assessment of whether it will exercise an extension or a termination option. The Company does not have any lease liability.

k. TaxesCurrent tax

Current tax comprises the expected tax payable or receivable on the taxable income or loss of the year and any adjustment to the tax payable or receivable in respect of previous years. It is measured using tax rate enacted or substantially enacted at the reporting date.

Deferred tax

Deferred tax is recognised in respect of temporary differences between the tax bases of assets and liabilities and their carrying amounts for financial reporting purposes at the reporting date.

Deferred tax assets are recognised for deductible temporary differences, the carry forward of unused tax credits and any unused tax losses to the extent that it is probable that taxable profit will be available against which those can be utilised. The carrying amount of deferred tax assets is reviewed at each reporting date and reduced to the extent that it is no longer probable that sufficient taxable profit will be available to allow all or part of the deferred tax asset to be utilised. Unrecognised deferred tax assets are re-assessed at each reporting date and are recognised to the extent that it has become probable that future taxable profits will allow the deferred tax asset to be recovered.

Deferred tax assets and liabilities are measured at the tax rates that are expected to apply in the year when the asset is realised or the liability is settled, based on tax rates (and tax laws) that have been enacted or substantively enacted at the reporting date.

Deferred tax assets and deferred tax liabilities are offset if a legally enforceable right exists to set off current tax assets against current tax liabilities and the deferred taxes relate to the same taxable entity and the same taxation authority.

Current and deferred tax are recognized in profit or loss, except when they relate to items that are recognized in other comprehensive income or directly in equity, in which case, the current and deferred tax are also recognized in other comprehensive income or directly in equity respectively.

l. Cash and cash equivalents

Cash and cash equivalents in the balance sheet comprise cash at banks and on hand and short-term deposits with an original maturity of three months or less, which are subject to an insignificant risk of changes in value.

m. Provisions and Contingent liability

Provisions are recognised when the Company has a present obligation (legal or constructive) as a result of a past event, it is probable that an outflow of resources embodying economic benefits will be required to settle the obligation and a reliable estimate can be made of the amount of the obligation. When the Company expects some or all of a provision to be reimbursed, for example, under an insurance contract, the reimbursement is recognised as a separate asset, but only when the reimbursement is virtually certain. The expense relating to a provision is presented in the statement of profit or loss net of any reimbursement.

If the effect of the time value of money is material, provisions are discounted using a current pre-tax rate that reflects, when appropriate, the risks specific to the liability. When discounting is used, the increase in the provision due to the passage of time is recognised as a finance cost.

Contingent liabilities are disclosed in the notes, if any. Contingent liabilities are disclosed for

i. possible obligations which will be confirmed only by future events not wholly within the control of the Company or

AMJ LAND HOLDINGS LIMITED

ii. present obligations arising from past events where it is not probable that an outflow of resources will be required to settle the obligation or a reliable estimate of the amount of the obligation cannot be made.

n. Employee benefits

Short-term obligations

Short-term employee benefits are expensed as the related service is provided. Liabilities for wages and salaries, including non-monetary benefits that are expected to be settled wholly within one year after the end of the period in which the employees render the related service are the end of the reporting period and are measured at the amounts expected to be paid when the liabilities are settled. The liabilities are presented as current employee benefit obligations in the balance sheet.

Other long-term employee benefit obligations

The liabilities for earned leave and sick leave are not expected to be settled wholly within 12 months after the end of the period in which the employees render the related service. They are therefore measured as the present value of expected future payments to be made in respect of services provided by employees up to the end of the reporting period using the projected unit credit method. The benefits are discounted using the market yields at the end of the reporting period on government bonds that have terms approximating to the terms of the related obligation. Re-measurements as a result of experience adjustments and changes in actuarial assumptions are recognised in profit or loss.

The Company does not have an unconditional right to defer settlement for any of these obligations. However, based on past experience, the Company does not expect all employees to take the full amount of accrued leave or require payment within the next 12 months and accordingly amounts have been classified as current and non-current based on actuarial valuation report.

Post-employment obligations

The Company operates the following post-employment schemes:

- i. defined benefit plan - gratuity; and
- ii. defined contribution plans such as provident fund and superannuation fund.

Defined benefit plans

The liability or asset recognised in the balance sheet in respect of defined benefit gratuity plans is the present value of the defined benefit obligation at the end of the reporting period less the fair value of plan assets. The defined benefit obligation is calculated annually by actuaries using the projected unit credit method. If the fair value of plan assets exceeds the present value of the defined benefit obligation at the end of the balance sheet date, then excess is recognized as an asset to the extent that it will lead to, for example, a reduction in future contribution to plan asset.

The present value of the defined benefit obligation is determined by discounting the estimated future cash outflows by reference to market yields at the end of the reporting period on government bonds that have terms approximating to the terms of the related obligation. The net interest cost is calculated by applying the discount rate to the net balance of the defined benefit obligation and the fair value of plan assets. This cost is included in employee benefit expense in the statement of profit and loss. Re-measurement gains and losses arising from experience adjustments and changes in actuarial assumptions are recognised in the period in which they occur, directly in other comprehensive income. They are included in retained earnings in the statement of changes in equity and in the balance sheet. Changes in the present value of the defined benefit obligation resulting from plan amendments or curtailments are recognised immediately in profit or loss as past service cost.

Defined contribution plans

Retirement benefit in the form of provident fund and superannuation fund are defined contribution schemes. The Company has no obligation, other than the contribution payable to the provident fund and superannuation fund. The Company recognizes contribution payable to the provident fund and superannuation fund as an expense, when an employee renders the related service. If the contribution payable to the scheme for service received before the balance sheet date exceeds the contribution already paid, the deficit payable to the scheme is recognized as a liability after deducting the contribution already paid.

o. Financial instrumentsFinancial assetsInitial recognition and measurement

All financial assets are recognised initially at fair value, except for investment in subsidiaries, associates, joint operation or joint venture where the Company has availed option to recognise the same at cost in separate financial statements.

The classification depends on the Company's business model for managing the financial asset and the contractual terms of the cash flows. The Company classifies its financial assets in the following measurement categories:

- i. those to be measured subsequently at fair value (either through other comprehensive income, or through profit or loss),
- ii. those measured at amortised cost, and
- iii. those measured at cost, in separate financial statements.

Subsequent measurement

For assets measured at fair value, gains and losses will either be recorded in profit or loss or other comprehensive income. For investments in equity instruments, this will depend on whether the Company has made an irrevocable election at the time of initial recognition to account for the equity investment at fair value through other comprehensive income. All other financial assets are measured at amortised cost, using the effective interest rate (EIR) method. Amortised cost is calculated by taking into account any discount or premium on acquisition and fees or costs that are an integral part of the EIR. The EIR amortisation is included in finance income in the statement of profit or loss.

Impairment of financial assets

The Company applies expected credit loss (ECL) model for measurement and recognition of impairment loss financial assets that are not fair valued.

For all financial assets including trade receivables, expected credit losses are measured at an amount equal to the 12-month ECL, unless there has been a significant increase in credit risk from initial recognition in which case those are measured at lifetime ECL.

Based on assessment performed management has concluded that impact of expected credit loss is not material and current provision made against trade receivable is adequate to cover the provision on account of expected credit loss.

The amount of expected credit losses (or reversal) that is required to adjust the loss allowance at the reporting date to the amount that is required to be recognized, is recognized under the head 'other expenses' in the statement of profit and loss.

The Company does not have any purchased or originated credit-impaired (POCI) financial assets, i.e., financial assets which are credit impaired on purchase/ origination.

De-recognition of financial assets

The Company derecognizes a financial asset when -

- i. the contractual rights to the cash flows from the financial asset expire or it transfers the financial asset and the transfer qualifies for de-recognition under IND AS 109.
- ii. it retains contractual rights to receive the cash flows of the financial asset but assumes a contractual obligation to pay the cash flows to one or more recipients.

When the entity has neither transferred a financial asset nor retained substantially all risks and rewards of ownership of the financial asset, the financial asset is de-recognised if the Company has not retained control of the financial asset. Where the Company retains control of the financial asset, the asset is continued to be recognised to extent of continuing involvement in the financial asset.

AMJ LAND HOLDINGS LIMITED

Financial liabilities

Initial recognition

All financial liabilities are recognized initially at fair value and, in the case of loans and borrowings and payables, net of directly attributable transaction costs.

Subsequent measurement

The subsequent measurement of financial liabilities depends on their classification, as described below:

Trade and other payables

These amounts represent liabilities for goods and services provided to the Company prior to the end of financial year which are unpaid. The amounts are unsecured and are usually paid within 30 days of recognition. Trade and other payables are presented as current liabilities unless payment is not due within one year after the reporting period. They are recognised initially at their fair value and subsequently measured at amortised cost using the effective interest method.

Borrowings

Borrowings are initially recognised at fair value, net of transaction costs incurred. Borrowings are subsequently measured at amortised cost. Any difference between the proceeds (net of transaction costs) and the redemption amount is recognised in profit or loss over the period of the borrowings using the effective interest method. Fees paid on the establishment of loan facilities are recognised as transaction costs of the loan to the extent that it is probable that some or all of the facility will be drawn down. In this case, the fee is deferred until the draw down occurs. To the extent there is no evidence that it is probable that some or all of the facility will be drawn down, the fee is capitalised as a prepayment for liquidity services and amortised over the period of the facility to which it relates.

Borrowings are de-recognised when the obligation specified in the contract is discharged, cancelled or expired. The difference between the carrying amount of a financial liability that has been extinguished or transferred to another party and the consideration paid, including any non-cash assets transferred or liabilities assumed, is recognised in profit or loss as other gains/(losses).

Borrowings are classified as current liabilities unless the Holding Company has an unconditional right to defer settlement of the liability for at least one year after the reporting period.

p. Earnings per share

The basic earnings per share is computed by dividing the net profit for the year attributable to equity shareholders by the weighted average number of equity shares outstanding during the period. The Company does not have any potential equity share or warrant outstanding for the periods reported, hence diluted earnings per share is same as basic earnings per share of the Company.

q. Segment reporting

Operating segments are reported in a manner consistent with the internal reporting provided to the chief operating decision maker. The Board of Directors of the Company, assesses the financial performance and position of the Company, and makes strategic decisions. The Board of Directors is therefore considered to be the Chief Operating Decision Maker (CODM).

r. Critical accounting estimates and judgements

Impairment of financial assets

The Holding Company estimates the collectability of Trade receivable, Loan receivables and Investments, by analysing historical payment patterns, credit-worthiness of party and current economic trends. If the financial condition of the party deteriorates, additional allowances may be required.

Income Taxes

Significant judgments are involved in determining the provision for income taxes, including amount expected to be paid/recovered for uncertain tax positions.

Revenue recognition

The Company uses percentage of completion method in accounting for real estate construction contracts, since it is concluded that in such contracts the performance obligation is satisfying over time. Use of the percentage of completion method requires the Company to estimate the costs expended to date as a proportion of the total costs to be expended. Costs expended have been used to measure progress towards completion as there is a direct relationship between input and productivity.

Defined benefit obligation

The cost of the defined benefit plans and the present value of the defined benefit obligation are based on actuarial valuation using the projected unit credit method. An actuarial valuation involves making various assumptions that may differ from actual developments in the future. These include the determination of the discount rate, future salary increases, employee turnover rate and mortality rates. Due to the complexities involved in the valuation and its long-term nature, a defined benefit obligation is highly sensitive to changes in these assumptions. All assumptions are reviewed at each reporting date.

Classification of joint arrangements

The joint control agreement in relation to M/s. Pudumjee G:Corp Developers, require unanimous consent from all parties for all relevant activities. The two partners have direct rights to the assets of the partnership and are jointly and severally liable for the liabilities incurred by the partnership. This entity is therefore classified as a joint operation and the Holding Company recognises its direct right to the jointly held assets, liabilities, revenues and expenses.

Notes to the consolidated financial statements as on and for the year ended 31st March, 2021

Note 3(a) : Property, Plant & Equipment, ROU asset and Capital Work in Progress (All amounts in INR lakhs unless otherwise stated)

Particulars	Property, Plant & Equipment					Right of use assets			
	Buildings	Plant & Machinery	Freehold Land	Furniture & Fixtures	Vehicles	Total	Land	Total	Capital Work in Progress
Cost									
At 1 st April 2019	260.13	1,876.73	35.00	204.05	49.09	2,425.00	-	-	214.70
Additions	3.22	-	-	0.34	-	3.56	26.65	26.65	0.50
Disposals / Transfer	-	-	-	-	-	-	-	-	-
At 31 st March 2020	263.35	1,876.73	35.00	204.39	49.09	2,428.56	26.65	26.65	215.20
Additions	16.35	19.44	-	0.23	-	36.02	-	-	5.75
Disposals / Transfer	-	-	-	-	-	-	-	-	-
At 31 st March 2021	279.70	1,896.17	35.00	204.62	49.09	2,464.58	26.65	26.65	220.95
Depreciation, Amortisation & Impairment									
At 1 st April 2019	11.50	303.14	-	35.33	20.80	370.77	-	-	-
Additions	3.95	101.28	-	19.22	5.58	130.04	1.56	1.56	-
Impairment	-	-	-	-	-	-	-	-	-
Disposals / Transfer	-	-	-	-	-	-	-	-	-
At 31 st March 2020	15.45	404.42	-	54.55	26.38	500.80	1.56	1.56	-
Additions	3.95	101.14	-	19.21	5.59	129.88	1.56	1.56	-
Disposals / Transfer	-	-	-	-	-	-	-	-	-
At 31 st March 2021	19.40	505.56	-	73.76	31.97	630.69	3.12	3.12	-
Net Book Value									
At 31 st March 2021	260.30	1,390.61	35.00	130.87	17.12	1,833.89	23.53	23.53	220.95
At 31 st March 2020	247.90	1,472.31	35.00	149.85	22.71	1,927.76	25.09	25.09	215.20

Capital WIP represents cost attributable to proposed new office building.

Note 3(b) : Additional disclosure for PPE

Particulars	Gross Block As at 31-03-20	Accumulated Depreciation 31-03-20	Gross Block As at 31-03-21	Accumulated Depreciation 31-03-21
Property Plant & Equipment				
Building on Leasehold land	351.20	103.17	367.55	107.12
Plant & Machinery	2,413.80	919.59	2,433.24	1,020.73
Data processing Equipment	-	-	-	-
Freehold Land	35.00	-	35.00	-
Furniture & Fixture	186.82	60.85	187.05	80.06
Vehicles	60.28	35.71	60.28	41.30
Total PPE	3,047.10	1,119.32	3,083.11	1,249.20
Right to Use Asstes				
Leasehold-Land	26.65	1.56	26.65	3.12
Leasehold-Land & Building	-	-	-	-
Leasehold-Premises	-	-	-	-
Total ROU	26.65	1.56	26.65	3.12
Capital work in Progress	215.20	-	220.95	-
Total other intangible Assets	-	-	-	-
Intangible assets under Dev.	-	-	-	-
Grand total	3,288.95	1,120.88	3,330.71	1,252.32

**Notes to the Consolidated financial statements as on and for the year ended
31st March, 2021**

(All amounts in INR lakhs unless otherwise stated)

Note 4 : Investment Properties

Particulars	Amount
Carrying amount as at 01-Apr-2019	
Land	5.74
Building	<u>1,158.82</u>
Total	<u>1,164.56</u>
Sale of Land accounted during the year ended 31-Mar-2020 [refer note 4(a) below]	0.08
Depreciation charge for year ended 31-Mar-2020	56.03
Carrying amount as at 31-Mar-2020	
Land	5.66
Building	<u>1,102.79</u>
Total	<u>1,108.45</u>
Addition during the year ended 31-Mar-2021	-
Sale of land accounted during the year	-
Depreciation charge for year ended 31-Mar-2021	55.97
Carrying amount as at 31-Mar-2020	
Land [refer note 4(a) below]	
Land	5.66
Building	<u>1,046.82</u>
Total	<u>1,052.48</u>

The company's investment property consists of industrial land and buildings and commercial property in India. The company has no restrictions on the realisability of its investment property and no contractual obligation to purchase, construct or develop investment properties or for repairs, maintenance and enhancements.

Note 4(a) : Out of total land in Investment property, land admeasuring about 3010 square meters has been surrendered to Municipal Corporation for road widening purpose in the year 2007. Owing to uncertainty on the amount and timing of receipt of the consideration in earlier years and pending finalisation and execution of relevant documentation, and in accordance with accounting policy disclosed in Note 2(d), the Company has accounted such transfer of land of about 2628.48 square meters and corresponding gain in previous year ended March 31 2020.

Regarding surrender of land of about 382 square meters, the mode and value of consideration, including timing of receipt is still unascertainable. The Company is entitled to TDR with an out side chance of cash compensation, and such this will be included in accounts when finally decided.

b) Amounts recognised in profit or loss for investment properties

Particulars	31-Mar-21	31-Mar-20
Rental income	114.39	101.46
Direct operating expenses from property that generated rental income including depreciation	63.36	63.56
Direct operating expenses from property that did not generate rental income including depreciation	6.18	6.18

c) Fair value

Particulars	31-Mar-21	31-Mar-20
Investment properties		
Land	41,692.33	41,692.33
Buildings	3,589.88	3,589.88
	<u>45,282.21</u>	<u>45,282.21</u>

d) Estimation of fair value

The frequency of valuations depends upon the changes in fair values of the items of investment property being valued. Since frequent valuations are unnecessary, with only insignificant changes in fair value, the company obtains independent valuation for its investment properties once in five years. The fair values of investment properties have been determined by A.D.Joshi Chartered Engineers and Valuers LLP. The fair market value is done by valuers is based on physical inspection of properties and using comparable transfer instances of the similar type of properties of nearby locations, and with the prevailing market rates. Appropriate depreciation is considered for buildings.

AMJ LAND HOLDINGS LIMITED

Notes to the Consolidated financial statements as on and for the year ended 31st March, 2021

(All amounts in INR lakhs unless otherwise stated)

Note 5: Financial assets

Note 5(a) : Investments

1) Non-current investments in equity instruments	31-Mar-21	31-Mar-20
Unquoted (At cost, net of impairment if any)		
Investment in Subsidiary		
19,90,000 (31-Mar-2020: 19,90,000) equity shares of Pudumjee Investment and Finance Company Ltd. of ₹ 10/- each fully paid-up (refer note 31)	-	-
Investment in Joint Venture		
10,05,000 (31-Mar-2020: 10,05,000) equity shares of G:Corp AMJ Land Township Private Limited of ₹ 10/- each fully paid-up	82.60	82.43
Investment in Associate		
6,75,011 (31-Mar-2020: 6,75,011) equity shares of Biodegradable Products India Ltd. (formerly Pudumjee Plant Laboratories Ltd.) of ₹ 10/- each fully paid-up	-	-
16,26,533 (31-Mar-2020:16,26,533) zero percent non cumulative preference shares of Biodegradable Products India Ltd.(Pudumjee Plant Laboratories Ltd.) of ₹ 10/- each fully paid-up *	-	19.30
Other investment (carried at FVPL)	0.52	0.52
Quoted		
Investment in Associate (at cost)		
49,02,631 (31-Mar-2020: 49,02,515) equity shares of 3P Land Holdings Limited of ₹ 2/- each fully paid-up	1,145.18	673.32
Investment in equity instruments (carried at FVOCI)		
63,33,257 (31-Mar-2020: 6,85,526) equity shares of Pudumjee Paper Products Ltd. of ₹ 1/- each fully paid-up	1,494.65	264.08
Total	2,722.95	1,039.65
Aggregate amount of quoted investments and market value thereof	2,014.81	221.12
Aggregate amount of unquoted investments	150.10	304.38
Aggregate amount of impairment in the value of investments	67.50	202.65

2) Current investments

Investment in mutual funds	31-Mar-21	31-Mar-20
Unquoted carried at fair value through Profit and Loss (FVTPL)		
17,490.272 (31-Mar-2020: 27,308) units in L & T Liquid Fund	493.04	276.85
1,05,000 (31-Mar-2020: 1,05,000) units in Orios Select Fund	165.00	105.00
4,54,746 (31-Mar-2020: 4,54,746) units in HDFC Short Term Debt Fund	111.72	102.95
26,313 (31-Mar-2020: 26,313) units in ICICI Prudential Saving Fund	109.46	101.92
3,915 (31-Mar-2020: 3,915) units in SBI Low Duration Fund	107.68	101.90
1 (31-Mar-2020: 32) units in Nippon India Liquid Fund	0.01	0.52
Nil (31-Mar-2020: 39,128) units in Nippon India Liquid Fund	-	599.96
Nil (31-Mar-2020: 3884) units in HDFC Liquid Fund Regular Growth	-	15.72
Nil (31-Mar-2020: 140) units in SBI Magnum Insta Cash Fund	-	2.37
Total	986.91	1,307.19
Aggregate amount of quoted investments and market value thereof	-	-
Aggregate amount of unquoted investments	986.91	1,307.19
Aggregate amount of impairment in the value of investments	-	-

* Investment in zero percent non-cumulative preference shares of Biodegradable Products India Limited.(formerly Pudumjee Plant Laboratories Limited) is a compound financial instrument. In accordance with Ind AS, the same is considered as investment in equity instrument of associate company.

**Notes to the Consolidated financial statements as on and for the year ended
31st March, 2021**

(All amounts in INR lakhs unless otherwise stated)

Note 5(b) : Trade Receivables

	31-Mar-21	31-Mar-20
Trade receivables	40.82	42.45
Less: Allowance for doubtful debts	<u>(25.99)</u>	<u>(25.99)</u>
Total	14.83	16.46
Break-up of security details		
Secured, considered good	-	-
Unsecured, considered good	14.83	16.46
Trade receivables which have significant increase in credit risk	-	-
Trade receivables - credit impaired	25.99	25.99
Total	40.82	42.45
Less: Allowance for trade receivables which have significant increase in credit risk	-	-
Less: Allowance for trade receivables credit impaired	<u>(25.99)</u>	<u>(25.99)</u>
Total	14.83	16.46

No amounts are receivable from directors or other officers of the company either severally or jointly with any other person. Nor any amounts receivable from firms or private companies in which any director is a partner, a director or a member

Note 5(c) : Loans

	31-Mar-21	31-Mar-20
Current		
Unsecured, considered good		
Loan to related party (refer note 27)	2,213.88	1,974.24
Loan to others	588.54	493.12
Loans which have significant increase in credit risk	-	-
Loan receivables- Credit impaired	360.00	360.00
Less: Allowance for Loan receivables- Credit impaired	<u>(360.00)</u>	<u>(360.00)</u>
Total	2,802.42	2,467.36

* Loan to related party represents short-term loan repayable on demand given to an Associate Company. Management has evaluated and concluded that such loan is not long-term interests that in substance form part of the entity's net investment in the Associate Company.

Note 5(d) : Cash and cash equivalents

	31-Mar-21	31-Mar-20
Balances with banks		
- in current accounts	376.12	604.54
- in unpaid dividend account	13.33	17.13
- Deposits with original maturity of less than 12 months	-	15.00
Cheques in Hand	-	-
Cash on hand	2.89	0.33
Total	392.34	637.00

Note 5(e) : Other bank balances

	31-Mar-21	31-Mar-20
Deposits with original maturity of more than 12 months	12.00	12.00
Total	12.00	12.00

AMJ LAND HOLDINGS LIMITED

Notes to the Consolidated financial statements as on and for the year ended 31st March, 2021

(All amounts in INR lakhs unless otherwise stated)

Note 5(f) : Other financial assets

	31-Mar-21	31-Mar-20
Non current		
Security deposits	5.88	5.78
Total	<u>5.88</u>	<u>5.78</u>
Current		
Accrued interest receivables	29.90	13.28
Total	<u>29.90</u>	<u>13.28</u>

Note 6: Other Non-current assets

	31-Mar-21	31-Mar-20
Land development rights (TDR)	-	32.16
Total	<u>-</u>	<u>32.16</u>

Note 7: Inventories

	31-Mar-21	31-Mar-20
Raw materials and consumables	5.86	6.66
Construction work-in-progress	1,534.65	1,466.04
Finished goods	18.55	157.25
Stock in trade - other development [refer note 7(a) below]	488.66	464.47
Stock in trade - Land [refer note 7(a) below]	901.23	901.23
Stock in trade - Land development rights [refer note 7(a) below]	-	336.07
Total	<u>2,948.95</u>	<u>3,331.71</u>

Note 7(a) :

In the previous year 2013-14, the Company had converted one portion of land and certain land development rights (TDR) costing ₹ 0.14 lakhs, from fixed asset (i.e. PPE) into stock-in-trade after revaluing the assets at an amount of ₹ 1441.67 lakhs; i.e. fair value of the assets converted into stock-in-trade as on 23.10.2013 (date of conversion), ascertained by independent government approved valuer. The revaluation gain of ₹ 1441.53 lakhs was credited to capital reserves. The Company is developing this land for constructing residential/commercial complex and expenditure of ₹ 488.66 lakhs (31-March-2020: ₹ 464.47 lakhs) till balance sheet date, incurred in this regard is carried forward as 'Stock in trade - Other development' in Inventory.

The balance TDR in 'Stock in trade - Land development rights', including TDR received in pervious year 2019-20, from transfer for land held as Stock in trade, is sold in full and accordingly, 'Sale of land devlopment rights' is accounted in 'Revenue from operation'.

The proportionate revaluation gain of ₹ 230.63 lakhs (31-March-2020: ₹ 309.76 lakhs) corresponding to stock-in-trade sold/transferred during the year is transferred to retained earnings through the statement of profit and loss.

Note 8: Other current assets

	31-Mar-21	31-Mar-20
Advances to vendors	301.20	275.68
Advance to employees	0.21	2.26
Prepaid expenses	12.53	16.14
Other Advances	17.32	5.06
Total	<u>331.26</u>	<u>299.14</u>

**Notes to the Consolidated financial statements as on and for the year ended
31st March, 2021**

(All amounts in INR lakhs unless otherwise stated)

Note 9(a) : Equity share capital**(i) Authorised share capital:**

	31-Mar-21	31-Mar-20
5,75,00,000 equity shares of ₹ 2 each (4,75,00,000 shares of ₹ 2 each at 31-Mar-2020)	1,150.00	950.00
50,000 14% (Free of company's tax but subject to deduction of tax at source at the prescribed rates) Redeemable Cumulative Preference shares of ₹ 100/- each (50,000 shares of ₹ 100 each at 31-Mar-2020)	50.00	50.00
30,00,000 12% Non Cumulative Redeemable Preference Shares of ₹ 10/-each	300.00	-
	<u>1,500.00</u>	<u>1,000.00</u>

(ii) Issued, subscribed and paid up equity share capital:

	31-Mar-21	31-Mar-20
4,10,00,000 equity shares of ₹ 2 each (4,10,00,000 shares of ₹ 2 each at 31-Mar-2020)	820.00	820.00
Issued during the year	-	-
	<u>820.00</u>	<u>820.00</u>

(iii) Terms/Rights attached to Equity Shares :

The Company has only one class of equity shares having a par value of ₹ 2 per share. Each holder of equity shares is entitled to one vote per share. The Company declares and pays dividends in Indian rupees. The dividend proposed by the Board of Directors is subject to the approval of the shareholders in the ensuing Annual General Meeting, except in case of Interim Dividend.

In the event of liquidation of the Company, the holder of equity shares will be entitled to receive any of the remaining assets of the Company, after distribution of all preferential amounts. The distribution will be in proportion to the number of equity shares held by the shareholders.

(iv) Details of shareholders holding more than 5% shares in the company:

	31-Mar-21		31-Mar-20	
	Number of Shares (In Lakhs)	% Holding	Number of Shares (In Lakhs)	% Holding
Thacker & Co. Ltd.	64.52	15.74%	63.68	15.53%
Chem Mach Private Limited	59.46	14.50%	59.46	14.50%
Suma Commercial Pvt. Ltd.	51.23	12.50%	51.23	12.50%
Yashvardhan Jatia Trust (Trustee Mr.A.K.Jatia, Mr.Gautam Jajodia)	48.33	11.79%	48.33	11.79%
Arunkumar Mahabir Prasad Jatia	20.68	5.04%	20.48	5.00%

Note 9(b) : Reserves and surplus

	31-Mar-21	31-Mar-20
Securities premium	1,537.50	1,537.50
General reserve	369.09	358.39
Capital reserve	1,456.84	1,677.47
Statutory reserve	-	10.70
Retained earnings	6,362.25	5,905.60
Total reserves and surplus	<u>9,725.68</u>	<u>9,489.66</u>

AMJ LAND HOLDINGS LIMITED

Notes to the Consolidated financial statements as on and for the year ended 31st March, 2021

(All amounts in INR lakhs unless otherwise stated)

(i) Securities premium

	31-Mar-21	31-Mar-20
Opening balance	1,537.50	1,537.50
Movement during the year	-	-
Closing balance	1,537.50	1,537.50

(ii) General reserve

	31-Mar-21	31-Mar-20
Opening balance	358.39	158.39
Add: Transferred from statutory reserve of PIFCO on merger #	10.70	-
Add: Transferred from retained earnings	-	200.00
Closing balance	369.09	358.39

Transferred to General reserve after merger since not required as per RBI directives. Also refer note 31

(iii) Capital Reserve

	31-Mar-21	31-Mar-20
Opening balance	1,677.47	1,977.23
Transferred to statement of profit and loss	(230.63)	(309.76)
Joint operation accounting	10.00	10.00
Closing balance	1,456.84	1,677.47

(iv) Retained earnings

	31-Mar-21	31-Mar-20
Opening balance	5,905.60	5,370.25
Net profit for the year	442.53	980.47
Items of other comprehensive income recognised directly in retained earnings		
- Remeasurements of post-employment benefit obligation, net of tax	14.12	2.85
- Tax on above adjustment	-	(0.79)
- Share of OCI of associates and joint ventures, net of tax	-	(0.04)
- Transfer to general reserve	-	(200.00)
Dividend	-	(205.00)
Tax on dividend	-	(42.14)
Closing balance	6,362.25	5,905.60

(v) Statutory Reserve

	31-Mar-21	31-Mar-20
Opening balance	10.70	10.70
Less: Transferred from retained earnings	(10.70)	-
Closing balance	-	10.70

Note 9(c) : Other Reserves

(i) FVOCI equity instruments reserve

	31-Mar-21	31-Mar-20
Opening balance	(103.97)	220.12
Changes in fair value of FVOCI equity instruments for the year	630.35	(160.47)
Share of changes in fair value of FVOCI equity instrument from associate (net of tax)	475.58	(163.62)
Tax on above adjustments	(91.17)	-
Closing Balance	910.79	(103.97)

**Notes to the Consolidated financial statements as on and for the year ended
31st March, 2021**

(All amounts in INR lakhs unless otherwise stated)

Note 9(d) : Nature and purpose of reserves

(i) Securities premium:

Securities premium reserve is used to record premium on issue of shares. The reserve is utilised in accordance with the provisions of the Companies Act, 2013.

(ii) General reserve:

General reserve are portion of the accumulated earnings of a company, which are kept aside to meet any business purpose or future (known or unknown) obligations.

(iii) Capital reserve:

Capital reserve comprises of :

i) ₹ 5.86 lakhs on reissue of forfeited shares

ii) ₹ 901.77 lakhs (31-Mar-20: ₹ 1131.77 lakhs) on revaluation and conversion of land as stock in trade [refer note 7(a)].

iii) ₹ 42.4 lakhs (31-Mar-20 ₹ 42.4 lakhs) on account of recording the proportionate share of assets and liabilities, income and expenses of the Joint operation (M/s. Pudumjee Gcorp Developers) in standalone financial statement of the Company, in accordance with IndAS [refer note 2(a)].

(iv) Retained earnings:

Retained earnings comprises of the Company's undistributed earnings after taxes.

(v) FVOCI equity instrument reserve:

The fair value changes of certain investments in equity instruments, designated as 'fair value changes through other comprehensive income', have been recognised in reserves under FVOCI equity instruments reserve as at the date of transition and subsequently in the other comprehensive income for the year.

Note 10(a): Non-current borrowings

	31-Mar-21	31-Mar-20
Secured		
Term loans from banks		
Term loan 1	766.19	755.73
Total	766.19	755.73
Less: Current maturities of long-term borrowings (included in Note 10(d))		
Term loan 1	391.11	-
Total	375.08	755.73

i) Term loan -1 represents share of the Company from the joint operation. It carries interest at (Prime lending rate) PLR minus 1.75% p.a. Loan amount is repayable in quarterly instalments of ₹ 187.5 lakhs (excluding interest) starting from June 2021 till March 2023. The loan is used for purchase of land development rights. The loan is secured by Corporate guarantee of the Partners of the joint operation (M/s.Pudumjee G:Corp Developers) and Land and building under construction in phase III of that joint operation firm.

Note 10(b) : Current borrowings

	31-Mar-21	31-Mar-20
Unsecured		
<u>Loans repayable on demand</u>		
Loan from others	300.00	300.00
Total	300.00	300.00

i) Unsecured loans from others represents share of the Company from the joint operation. The loan is repayable on demand and carries interest @ 18% p.a.

AMJ LAND HOLDINGS LIMITED

Notes to the Consolidated financial statements as on and for the year ended 31st March, 2021

(All amounts in INR lakhs unless otherwise stated)

Note 10(c) : Trade payables

	31-Mar-21	31-Mar-20
Current		
Trade payables	132.63	113.58
Total	132.63	113.58
(i) Total outstanding dues of micro & small enterprises	-	-
(ii) Total outstanding dues of creditors other than micro & small enterprises	132.63	113.58

Details of total outstanding dues of micro, small and medium enterprises:

Particulars	31-Mar-21	31-Mar-20
(a) (i) Principal amount of outstanding dues to MSME	-	-
(a) (ii) Interest on above outstanding amount	-	-
(b) Amount of interest paid in terms of section 16 of Micro, Small and Medium Enterprises Development Act, 2006 (27 of 2006), along with the payment made to the supplier beyond appointed day.	-	-
(c) Amount of interest due and payable for the period of delay in making payment (which has been paid but beyond appointed day during the year) but without adding the interest specified under the Micro, Small and Medium Enterprises Development Act, 2006	-	-
(d) The amount of interest accrued and remaining unpaid at the end of each accounting year	-	-
(e) The amount of further interest remaining due and payable even in the succeeding years, until such date when the interest dues above are actually paid to the small enterprise, for the purpose of disallowance of a deductible expenditure under section 23 of the Micro, Small and Medium Enterprises Development Act, 2006	-	-
Total	-	-

* The Company has compiled this information based on the current information in its possession. As on the respective balance sheet dates the Company does not have any outstanding dues to Micro, Small and Medium Enterprises as defined in Micro, Small and Medium Enterprises Development Act, 2006 (as amended).

Note 10(d) : Other financial liabilities

	31-Mar-21	31-Mar-20
Current		
Current maturities of long-term borrowings	391.11	-
Interest accrued but not due	34.15	19.32
Employees dues	7.06	5.31
Unclaimed dividend	13.33	17.13
Provision for expenses	0.61	135.91
Total	446.25	177.67

Note 11: Employee benefit obligations

	31-Mar-21	31-Mar-20
Non Current		
Leave obligations	57.02	61.35
Share of Gratuity from Joint Operation	6.44	6.71
Gratuity	20.72	41.77
Total	84.18	109.83
Current		
Leave obligations	6.13	4.86
Share of Gratuity from Joint Operation	3.25	3.00
Gratuity	7.00	-
Total	16.38	7.86

**Notes to the Consolidated financial statements as on and for the year ended
31st March, 2021**

(All amounts in INR lakhs unless otherwise stated)

(i) Leave obligations -

The leave obligation covers the Company's liability for accumulated leaves that can be encashed or availed. The company does not have an unconditional right to defer settlement for any of these obligations. However, based on past experience, the company does not expect all employees to take the full amount of accrued leave or require payment within the next 12 months and accordingly amounts have been classified as current and non current based on actuarial valuation report.

(ii) Defined benefit plans:

a Gratuity - The Company provides for gratuity for employees as per the terms of employment. Employees who are in continuous service at least for a period of 5 years are eligible for gratuity. The amount of gratuity payable on retirement/termination is calculated at the last drawn monthly basic salary multiplied by 15 days salary for each completed years of service of the employee. The scheme is funded with Life Insurance Corporation of India (LIC). The Company does not fully fund the liability and maintains a target level of funding to be maintained over a period of time based on estimate of expected gratuity payments.

In addition, employees who have completed 20 years of service are eligible to additional gratuity computed at last drawn monthly basic salary multiplied by 7 days salary for each completed years of service of the employee. The additional gratuity benefit is unfunded.

aa **The amounts recognised in the balance sheet and the movements in the net defined benefit obligation over the year are as follows:**

Particulars	Gratuity		
	Present value of obligation	Fair value of plan assets	Net liability amount
April 1, 2020	169.63	127.87	41.76
Current service cost	6.01	-	6.01
Past service cost	-	-	-
Interest expense / (income)	11.54	(8.79)	2.74
Total amount recognised in profit and loss	17.55	(8.79)	8.75
Remeasurements			
(Gain) / loss from change in demographic assumptions	(0.35)	-	(0.35)
(Gain) / loss from change in financial assumptions	-	1.29	1.29
Experience (gains) / losses	(12.27)	(2.79)	(15.06)
Total amount recognised in OCI	(12.62)	(1.50)	(14.12)
Contributions - employer	-	8.68	(8.68)
Contributions - employee /participant	-	-	-
Benefit payments	-	-	-
March 31, 2021	174.56	146.84	27.72

The net liability disclosed above relates to unfunded plan. The Company has no legal obligation to settle the deficit in the unfunded plans with an immediate contribution or additional contribution. The Company intends to contribute in line with the recommendations of the fund administrator and the actuary.

ab As at March 31, 2021 and March 31, 2020, plan assets were invested in funds managed by insurer (LIC).

ac Through its defined benefit plans, the group is exposed to number of risks, the most significant of which are detailed below:

Asset Volatility: The Plan liabilities are calculated using a discount rate set with reference to government bond yields. If plan assets underperform, this yield will create a deficit. The plan asset investments are in funds managed by insurer. These are subject to interest rate risk.

Changes in bond yield: A decrease in government bond yields will increase plan liabilities, although this may be partially offset by an increase in the returns from plan asset.

b Defined benefit liability and employer contributions:

ba The Company ensures that the investment positions are managed within an asset-liability matching (ALM) framework that has been developed to achieve long-term investments that are in line with the obligations under the employee benefit plans. Within the framework, the Company's ALM objective is to match assets to the gratuity obligations by investing in funds with LIC in the form of a qualifying insurance policy.

AMJ LAND HOLDINGS LIMITED

Notes to the Consolidated financial statements as on and for the year ended 31st March, 2021

(All amounts in INR lakhs unless otherwise stated)

The Company actively monitors how the duration and the expected yield of the investments are matching the expected cash outflows arising from the employee benefit obligations. The Company has not changed the process used to manage its risks from previous periods.

- bb The Company expects to contribute ₹ Nil to the defined benefit plan during the next annual reporting period.
bc The weighted average duration of the defined benefit obligation is 7.55 years (2020: 8.92 years). The expected maturity analysis of undiscounted pension and gratuity is as follows:

	Less than a year	Between 1 - 2 years	Between 2 - 5 years	Over 5 years	Total
31-Mar-21					
Defined benefit obligation gratuity	9.48	10.08	214.27	51.86	285.69
31-Mar-20					
Defined benefit obligation gratuity	3.75	4.20	243.05	82.00	333.00

The expected benefits are based on the same assumptions used to measure the Company's benefit obligations as of March 31, 2020.

bd Present Value of Defined Benefit Obligation

	31-Mar-21	31-Mar-20
Balance as at the beginning of the year	169.63	155.20
Interest cost	11.54	12.11
Current service cost	6.01	5.44
Benefit paid	-	-
Transferred out (to other company)	-	-
Actuarial (gains)/losses	(12.62)	(3.11)
Balance as at the end of the year	174.56	169.63

be Fair value of Plan Assets

	31-Mar-21	31-Mar-20
Balance as at the beginning of the year	127.87	113.22
Expected return on plan assets	8.79	9.06
Contributions by the Company	8.68	5.80
Benefit paid	-	-
Actuarial gains/(losses)	1.50	(0.20)
Balance as at the end of the year	146.84	127.87

bf Net liabilities recognised in the Balance Sheet

31-Mar-21 31-Mar-20

27.72 41.77

bg Expenses recognised in the Statement of Profit and Loss

	31-Mar-21	31-Mar-20
Current service cost	6.01	5.44
Interest cost	11.54	12.11
Expected return on plan assets	(8.79)	(9.06)
Surplus utilised	-	-
Interest shortfall	-	-
Total expenses recognised in the statement of profit and loss	8.75	8.49

**Notes to the Consolidated financial statements as on and for the year ended
31st March, 2021**

(All amounts in INR lakhs unless otherwise stated)

bh The principal assumptions used for the purpose of actuarial valuation are as follows:

	31-Mar-21	31-Mar-20
India		
Discount Rate *	6.80%	6.80%
Expected Rate of Return on Plan Assets **	6.80%	7.80%
Salary Escalation Rate ***	7.00%	7.00%
Rate of Employee Turnover	4.00%	1.00%

* Discount rate is based on the prevailing market yields of Indian Government securities as at the balance sheet date for the estimated term of the obligations.

** The overall expected rate of return on assets is based on the expectation of the average long term rate of return expected on investments of the Fund during the estimated term of the obligations.

*** The estimates of future salary increases considered in actuarial valuation takes into account inflation, seniority, promotion and other relevant factors, such as demand and supply in the employment market.

bi Sensitivity analysis - the increase / (decrease) in present value of defined benefit obligation to changes in principal assumptions:

Particulars	31-Mar-21		31-Mar-20	
	Amount	%	Amount	%
- 1% increase in discount rate	(6.25)	-3.58%	(7.80)	-4.47%
- 1% decrease in discount rate	6.59	3.78%	8.32	4.77%
- 1% increase in salary escalation rate	4.84	2.77%	6.58	3.77%
- 1% decrease in salary escalation rate	(4.70)	-2.70%	(6.33)	-3.63%
- 1% increase in rate of employee turnover	(0.08)	-0.05%	(0.18)	-0.10%
- 1% decrease in rate of employee turnover	0.09	0.05%	0.23	0.13%

The above sensitivity analyses are based on a change in an assumption while holding all other assumptions constant. In practice, this is unlikely to occur, and changes in some of the assumptions may be correlated.

(iii) Defined contribution plans:

The Company also has certain defined contribution plans. Contributions are made to recognised funds for employees at the prescribed rate of basic salary as per regulations. The contributions are made to registered funds administered/ approved by the government. The obligation of the Company is limited to the amount contributed and it has no further contractual nor any constructive obligation. In respect of these plans, contributions paid and recognised in the Statement of Profit and Loss are as follows:

Particulars	31-Mar-21	31-Mar-20
Contribution to Employees' Provident Fund	5.94	10.25
Contribution to Employees' Superannuation Fund	4.39	7.88

AMJ LAND HOLDINGS LIMITED

Notes to the Consolidated financial statements as on and for the year ended 31st March, 2021

(All amounts in INR lakhs unless otherwise stated)

Note 12 : Deferred tax assets /liabilities

a) Net Deferred tax liabilities:

Significant components of deferred tax assets and liabilities recognised, are disclosed as follows:

Particulars	31-Mar-21	31-Mar-20
Major components of deferred tax assets:		
Employee Benefits -		
- Provision for Gratuity	0.84	4.31
- Provision for Leave Encashment	15.67	15.15
- Bonus on payment basis	0.16	0.20
Allowances for doubtful trade receivables	107.38	107.38
Provision for expenses allowable on payment basis	2.62	(0.37)
Business Loss to be carried forward to next year	-	-
Amortization of financial asset	(87.24)	25.43
MAT Credit for F.Y. 16/17 & 18/19 & 19/20	-	86.08
	<u>39.43</u>	<u>238.18</u>
Major components of deferred tax liabilities:		
Property, Plant and Equipment	329.15	351.90
	<u>329.15</u>	<u>351.90</u>
Net Deferred tax liabilities	<u>289.72</u>	<u>113.72</u>

b) Movement in Deferred tax (assets) / liabilities :

Significant Components of Deferred Tax (Assets) / Liabilities	Property, Plant and Equipment	Employee Benefits	MAT Credit entitlement	Int exp on unwinding financial liability	Int Income on unwinding financial assets	Other Temporary Differences	Total
As at 31-Mar-2019	371.79	(18.49)	(44.20)	0.43	(31.31)	(1.50)	276.72
(Charged)/credited:							
- to statement of profit and loss	(19.89)	(1.96)	(41.88)	(0.43)	5.88	(105.51)	(163.79)
- to other comprehensive income	-	0.79	-	-	-	-	0.79
As at 31-Mar-2020	351.90	(19.66)	(86.08)	-	(25.43)	(107.01)	113.72
(Charged)/credited:							
- to statement of profit and loss	(22.75)	(0.94)	86.08	-	25.43	(2.99)	84.83
- to other comprehensive income	-	3.93	-	-	87.24	-	91.17
As at 31-Mar-2021	329.15	(16.67)	-	-	87.24	(110.00)	289.72

Unused tax credits for which no deferred tax asset is recognised amounts to ₹ NIL.

Note 13: Income tax liabilities (net)

	31-Mar-21	31-Mar-20
Income tax liabilities (net)	159.58	84.37

**Notes to the Consolidated financial statements as on and for the year ended
31st March, 2021**

(All amounts in INR lakhs unless otherwise stated)

Note 14: Other current liabilities

	31-Mar-21	31-Mar-20
Non-Current		
Non refundable security deposit	<u>110.00</u>	<u>110.00</u>
	<u>110.00</u>	<u>110.00</u>
Current		
Other Advances *	-	200.00
Advances from customers #	0.01	237.05
Unearned revenue	2.40	18.10
Payroll taxes payable	0.17	0.17
Statutory tax payables	4.59	3.43
Input GST credit	<u>0.83</u>	<u>1.05</u>
Total	<u>8.00</u>	<u>459.80</u>

* Other advances is non-refundable deposit received against prospective joint venture for real estate project.

Contract liability i.e. the Company's obligation to transfer land development rights (TDR) to customers for which the Company has received consideration from the customers of ₹ Nil lakhs (March 31, 2020: ₹ 237.05 lakhs) is included in Advance from customers.

Note 15: Revenue from operations

	31-Mar-21	31-Mar-20
Revenue form real estate project	282.74	609.27
Lease of real estate	114.39	101.46
Sale of Land development rights (TDR)	534.79	375.34
Sale of Land held as stock-in-trade	-	254.34
Sale of wind power	<u>157.79</u>	<u>275.91</u>
	<u>1,089.71</u>	<u>1,616.32</u>
Other operating revenue		
Income from sale of REC certificate	<u>30.87</u>	<u>95.32</u>
Total	<u>1,120.58</u>	<u>1,711.64</u>

i) Unsatisfied construction contracts for real estate project:-

The following table shows unsatisfied performance obligations resulting from fixed-price construction contract.

	31-Mar-21	31-Mar-20
Aggregate amount of the transaction price allocated to long-term construction contracts that are partially or fully unsatisfied as at reporting date	-	348.48

ii) There are no partially incomplete long-term construction contracts as on 31 March 2021.

iii) Reconciliation of revenue recognised with contract price:

	31-Mar-21	31-Mar-20
Contract Price	282.74	609.27
Adjustments for:		
Refund liabilities	-	-
Revenue from operations	<u>282.74</u>	<u>609.27</u>

AMJ LAND HOLDINGS LIMITED

Notes to the Consolidated financial statements as on and for the year ended 31st March, 2021

(All amounts in INR lakhs unless otherwise stated)

Note 16: Other income

	31-Mar-21	31-Mar-20
Dividend income from mutual funds	0.39	39.71
Fair value gain/loss on mutual fund	28.29	-
Dividend-equity investment	-	5.12
Interest income		
from loans to related party	197.71	198.29
from loans to others	111.72	45.37
from bank	22.28	13.91
others *	24.67	3.08
from financial assets at amortised cost	-	-
Miscellaneous income	1.74	4.25
Profit on sale of mutual fund/investment	21.28	-
Net gain on sale of land development rights	87.44	370.96
Net gain on transfer of land held as investment property	-	183.91
Provision of earlier years written back	5.58	9.30
Total	501.10	873.90

* Interest income-others include interest on Income tax refund

Note 17: Cost of construction/development

	31-Mar-21	31-Mar-20
<u>Cost incurred during the period-</u>		
Cost of land/ development rights	(7.11)	841.17
Consumption of material & transportation	-	101.92
Sub-contract cost, labour and other charges	-	53.49
Other construction expenses	24.24	70.86
Depreciation (refer note 19)	2.55	2.96
Employee benefit expenses (refer note 17)	52.95	90.69
Finance cost (refer note 18)	152.72	93.23
Admin cost directly related to construction	41.82	112.96
Total	267.17	1,367.29

Note 18: Changes in inventories of construction work-in-progress, finished inventory and stock in trade

	31-Mar-21	31-Mar-20
Opening balance		
Finished inventory	157.25	-
Stock in trade-Land	901.23	1,094.16
Stock in trade-Land development rights (TDR)	336.07	347.51
Construction work-in progress	1,466.04	707.65
Total opening balance	2,860.59	2,149.32
Closing balance		
Finished inventory	18.55	157.25
Stock in trade-Land	901.23	901.23
Stock in trade-Land development rights (TDR)	-	336.07
Construction work-in progress	1,534.65	1,492.53
Total closing balance	2,454.43	2,887.08
Changes in inventories of construction work-in-progress and finished inventory	406.16	(737.76)

**Notes to the Consolidated financial statements as on and for the year ended
31st March, 2021**

(All amounts in INR lakhs unless otherwise stated)

Note 19: Employee benefit expense

	31-Mar-21	31-Mar-20
Salaries, wages and bonus	186.92	223.20
Contribution to provident and other funds	9.41	16.35
Staff welfare expenses	0.44	-
Less: Charged to construction work in progress	(52.95)	(90.69)
Total	<u>143.83</u>	<u>148.86</u>

Note 20: Finance costs

	31-Mar-21	31-Mar-20
Interest on borrowings measured at amortised cost	152.72	94.79
Miscellaneous interest	-	-
Bank Charges & Commission	0.09	0.20
Less: Charged to construction work in progress	(152.72)	(93.23)
Total	<u>0.09</u>	<u>1.76</u>

Note 21: Depreciation and amortisation expenses

	31-Mar-21	31-Mar-20
Depreciation of PP&E	131.45	131.59
Depreciation of investment property	55.97	56.03
Less: Charged to construction work in progress	(2.55)	(2.96)
Total	<u>184.87</u>	<u>184.66</u>

Note 22: Other expenses

	31-Mar-21	31-Mar-20
Wind Power Expenses	84.80	80.39
Repairs and maintenance		
Buildings	2.50	6.47
Others	2.75	1.72
Directors Sitting fees	3.14	2.89
Rates and taxes	21.28	29.83
Legal and professional fees	40.14	69.71
Advertisement & sales promotion	3.31	9.70
Provision for doubtful debts	-	379.46
Corporate social responsibility expenditure	9.00	11.00
Miscellaneous expenses	11.07	13.38
Total	<u>177.99</u>	<u>604.55</u>

AMJ LAND HOLDINGS LIMITED

Notes to the Consolidated financial statements as on and for the year ended 31st March, 2021

(All amounts in INR lakhs unless otherwise stated)

Note 22(a): Details of payments to auditors

	31-Mar-21	31-Mar-20
Payment to auditors		
As auditor:		
Audit fee (including limited review)	1.70	1.70
Tax audit fee	0.10	0.10
Total	1.80	1.80

Note 22(b): Corporate social responsibility expenditure

The Company has spent an amount of ₹ 9 lakhs (31-Mar-2020: ₹ 11 lakhs) during the year as required under section 135 of the Companies Act, 2013 by way of contribution to M.P.Jatia Charitable Trust.

	31-Mar-21	31-Mar-20
Amount required to be spent as per Section 135 of the Act	9.00	11.00
<i>Amount spent during the year on</i>		
(i) Construction/acquisition of an asset	-	-
(ii) On purposes other than (i) above	9.00	11.00

Note 23 : Income Tax Expense

(a) Income Tax Expense

Particulars	31-Mar-21	31-Mar-20
Current Tax		
Current Tax on Profits for the year	122.00	282.20
Adjustments of Current tax of prior periods	-	-
Total	122.00	282.20
<i>Deferred Tax</i>	84.83	(163.79)
Total deferred tax expenses / (benefit)	84.83	(163.79)
Income Tax Expense reported in Statement of P & L	206.83	118.41

(b) The reconciliation between the provision of income tax and amounts computed by applying statutory income tax rate to profit before taxes is as follows:

Particulars	31-Mar-21	31-Mar-20
Profit before taxes	649.36	1,088.01
Enacted income tax rate	27.82%	27.82%
Computed Expected Income Tax Expenses	180.65	302.68
Share of Profit / Loss from Associate & Joint venture not deductible	5.31	(7.59)
Effect of Income exempt from tax	(0.06)	(7.88)
Effect of expenses not deductible for income tax purpose	-	1.19
Effect of deductions under Chapter VI A	(11.27)	(37.69)
Changes in FVOCI of Equity instruments	-	-
Effect of change in rate of tax	(0.75)	-
Effect of change in current tax of prior year	60.03	-
Change in tax due to merger w.e.f. 01/04/2019	25.43	-
Effect of tax on OCI item of Employee Benefit Obligation	-	-
Adjustments to tax for previous year	(28.22)	-
Effect of carried forward loss set-off	2.62	-
Tax derecognised on MAT paid by Subsidiary as 115BAA option adopted	31.87	-
Effect of income (capital gain) not taxable in current year	-	-19.00
Income tax expenses	206.83	115.38

The applicable statutory tax rate for the financial year 2020-21 is 27.82% and for financial year 2019-20 is 27.82%

**Notes to the Consolidated financial statements as on and for the year ended
31st March, 2021**

(All amounts in INR lakhs unless otherwise stated)

(c) Amounts recognised in OCI

Particulars	31-Mar-21		31-Mar-20	
	Income tax	Deferred tax	Income tax	Deferred tax
OCI				
- on remeasurements of post employment benefit obligations	-	91.17	-	0.79
Total	-	91.17	-	0.79

(d) Disclosures required as per Appendix C of Ind AS 12:

The applicable statutory tax rate for the financial year 2020-21 is 27.82% and for financial year 2019-20 is 27.82%

Note 24 : Fair Value Measurement:-**a) Financial Instruments by Category :-**

	31-Mar-21			31-Mar-20		
	FVPL	FVOCI	Amortised cost	FVPL	FVOCI	Amortised cost
Financial assets						
Investments						
- Equity instruments*	0.52	1,494.65	-	0.52	264.08	-
- Mutual funds	986.91	-	-	1,307.19	-	-
Trade receivables	-	-	14.83	-	-	16.46
Loans	-	-	2,802.42	-	-	2,467.36
Cash and cash equivalents	-	-	392.34	-	-	637.00
Bank balances other than above	-	-	12.00	-	-	12.00
Security deposits	-	-	5.88	-	-	5.78
Other Financial Assets	-	-	29.90	-	-	13.28
Total financial assets	987.43	1,494.65	3,257.36	1,307.71	264.08	3,151.87
Financial liabilities						
Borrowings	-	-	375.08	-	-	1,055.73
Trade payables	-	-	132.63	-	-	113.58
Other Financial liabilities	-	-	446.25	-	-	177.08
Total financial liabilities	-	-	953.96	-	-	1,346.40

*Investment includes investments in subsidiaries, associates and joint ventures which are carried at costs and are not required to be disclosed as per Ind AS 107 "Financial Instruments Disclosures". Hence, the same have been excluded from the above table.

b) Fair Value Hierarchy:-

This section explains the judgements and estimates made in determining the fair values of the financial instruments that are recognised and measured at fair value. To provide an indication about the reliability of the inputs used in determining fair value, the Company has classified its financial instruments into three levels prescribed under the accounting standard. An explanation of each level follows underneath the table.

Financial assets and liabilities measured at fair value - recurring fair value measurements at 31-Mar-2021

	Note	Level 1	Level 2	Level 3	Total
Financial assets					
Financial Investments at FVPL					
Mutual funds	5(a)	986.91	-	-	986.91
Unquoted equity investments	5(a)	-	-	0.52	0.52
Financial Investments at FVOCI					
Equity investments	5(a)	1,494.65	-	-	1,494.65
Total		2,481.56	-	0.52	2,482.08

**Notes to the Consolidated financial statements as on and for the year ended
31st March, 2021**

(All amounts in INR lakhs unless otherwise stated)

Financial assets and liabilities measured at fair value - recurring fair value measurements At 31-Mar-2020

	Note	Level 1	Level 2	Level 3	Total
Financial assets					
Financial Investments at FVPL					
Mutual funds	5(a)	1,307.19	-	-	1,307.19
Unquoted equity investments	5(a)	-	-	0.52	0.52
Financial Investments at FVOCI					
Equity investments	5(a)	264.08	-	-	264.08
Total		1,571.27	-	0.52	1,571.79

There have been no transfers between levels during the period.

c) Valuation technique used to determine fair value

Level 1: This hierarchy includes financial instruments measured using quoted prices. This includes listed equity instruments and mutual funds that have quoted price. The fair value of all equity instruments which are traded in the stock exchange is valued using the closing price as at the reporting period. The fair value of all mutual funds are arrived at by using closing Net Asset Value published by the respective mutual fund houses.

Level 2: Fair value of financial instruments that are not traded in an active market is determined using valuation techniques which maximize the use of observable market data and rely as little as possible on entity-specific estimates. If all significant inputs required to fair value an instrument as observable, the instrument is included in level 2.

Level 3: If one or more of the significant inputs is not based on observable data, the instrument is included in level 3. This is the case for unlisted equity securities.

d) As per Ind AS 107 "Financial Instrument: Disclosure", fair value disclosures are not required when the carrying amounts reasonably approximate the fair value. Accordingly fair value disclosures have not been made for the following financial instruments:-

- 1.Trade receivables
- 2.Cash and cash equivalent
- 3.Other bank balances
- 4.Security deposits
- 5.Interest accrued
6. Other payables
- 7.Borrowings
- 8.Trade payables
- 9.Unpaid dividends
- 10.Employee dues

**Notes to the Consolidated financial statements as on and for the year ended
31st March, 2021**

(All amounts in INR lakhs unless otherwise stated)

Note 25:-FINANCIAL RISK MANAGEMENT

The Company's business activities are exposed to a variety of financial risks, namely liquidity risk, market risks and credit risk. The Company's senior management has the overall responsibility for establishing and governing the Company's risk management framework. The Company's risk management policies are established to identify and analyze the risks faced by the Company, to set and monitor appropriate risk limits and controls, periodically review the changes in market conditions and reflect the changes in the policy accordingly. The key risks and mitigating actions are also placed before the Audit Committee of the Company.

a. MANAGEMENT OF CREDIT RISK

Credit risk is the risk that a counterparty will not meet its obligations under a contract, leading to a financial loss. The Company is exposed to credit risk from its operating activities and from its investing activities, including loans, deposits with banks and other financial instruments.

i) Trade Receivables

Trade receivables are generally unsecured. For real estate projects customer credit risk is managed by requiring customers to pay advances through progress billings before transfer of ownership, eliminating the credit risk in this respect.

Customer credit risk has always been managed by the company through credit approvals, establishing credit limits and continuously monitoring the credit worthiness of customers to which the Company grants credit terms in the normal course of business. An impairment analysis is performed at each reporting date on an individual basis. The assessment is based on historical information of defaults.

The Company does not hold collateral as security. The Company evaluates the concentration of risk with respect to trade receivables as low, as its customers operate in largely independent markets. For real estate project the Company's average execution cycle ranges from 12 to 36 months based on the nature of project. The company's credit period generally ranges from 15-60 days.

The Company has a detailed review mechanism of overdue customer receivables at various levels within organisation to ensure proper attention and focus for realisation and based on assessment performed management has concluded that impact of expected credit loss is not material and current provision made against trade receivable is adequate to cover the provision on account of expected credit loss.

During the period, the Company made no write-offs of trade receivables. It does not expect to receive future cash flows or recoveries from receivables previously written off.

ii) Other financial assets:-

The Company maintains exposure in cash and cash equivalents, term deposits with banks, investments in money market, mutual funds. Investments of surplus funds are made only with approved counterparties and within credit limits assigned to each counterparty. Counterparty credit limits are reviewed by the Company on an annual basis, and may be updated throughout the year. The limits are set to minimise the concentration of risks and therefore mitigate financial loss through counterparty's potential failure to make payments.

Other financial assets that are potentially subject to credit risk consists of inter corporate loans. The company assesses the recoverability from these financial assets on regular basis. Factors such as business and financial performance of counterparty, their ability to repay, regulatory changes and overall economic conditions are considered to assess future recoverability. The company charges interest on such loans at arms length rate considering counterparty's credit rating. Based on the assessment performed, the company considers all the outstanding balances of such financial assets to be recoverable as on balance sheet date and no provision for impairment is considered necessary.

The Company's maximum exposure to credit risk is the carrying value of each class of financial assets.

iii) Reconciliation of loss allowance provision:

Particulars	Trade receivables	Other financial assets
Loss allowance on 1 April 2020	(25.99)	-
Changes in loss allowance	-	-
Loss allowance on 31 March 2021	(25.99)	-

AMJ LAND HOLDINGS LIMITED

Notes to the Consolidated financial statements as on and for the year ended 31st March, 2021

(All amounts in INR lakhs unless otherwise stated)

b. MANAGEMENT OF LIQUIDITY RISK

Liquidity risk is the risk that the Company will face in meeting its obligations associated with its financial liabilities. The Company's approach in managing liquidity is to ensure that it will have sufficient funds to meet its liabilities when due without incurring unacceptable losses or risking damage to company's reputation. In doing this, management considers both normal and stressed conditions.

Management monitors the rolling forecast of the company's liquidity position on the basis of expected cash flows. This monitoring includes financial ratios and takes into account the accessibility of cash and cash equivalents.

The company has access to funds from debt markets through loan from banks. The company invests its surplus funds in bank deposits and debt based mutual funds.

The following table shows the maturity analysis of the Company's financial liabilities based on contractually agreed undiscounted cash flows along with its carrying value as at the Balance Sheet date.

Contractual maturities of financial liabilities	Carrying amount	Total	Undiscounted Amount			
			Payable within 1 year	Between 1 and 2 years	Between 2 and 5 years	Payable after 5 years
As at 31-Mar-2021						
Financial Liabilities						
Non-current						
Borrowings	375.08	391.11	-	391.11	-	-
Current						
Borrowings	300.00	300.00	300.00	-	-	-
Trade payables	132.63	132.63	132.63	-	-	-
Unclaimed Dividend	13.33	13.33	13.33	-	-	-
Other financial liabilities	432.92	432.92	432.92	-	-	-
Total Liabilities	1,253.96	1,269.99	878.88	391.11	-	-
As at 31-Mar-2020						
Non-current						
Borrowings	755.73	782.22	-	391.11	391.11	-
Current						
Borrowings	300.00	300.00	300.00	-	-	-
Trade payables	113.58	113.58	113.58	-	-	-
Unclaimed Dividend	17.13	17.13	17.13	-	-	-
Other financial liabilities	160.54	160.54	160.54	-	-	-
Total Liabilities	1,346.99	1,373.47	591.25	391.11	391.11	-

**Notes to the Consolidated financial statements as on and for the year ended
31st March, 2021**

(All amounts in INR lakhs unless otherwise stated)

c. MANAGEMENT OF MARKET RISK:

Market risk is the risk that the fair value or future cash flows of a financial instrument will fluctuate because of fluctuation in market prices. These comprise three types of risk i.e. currency rate, interest rate and other price related risks. Financial instruments affected by market risk include loans and borrowings, deposits and investments.

i.) Currency Risk and sensitivity:-

The Company does not have any currency risk as all operations are within India.

ii.) Interest Rate Risk and Sensitivity:-

Interest rate risk is the risk that the fair value or future cash flows on a financial instrument will fluctuate because of changes in market interest rates. The management is responsible for the monitoring of the company's interest rate position. Various variables are considered by the management in structuring the company's investment to achieve a reasonable, competitive, cost of funding.

Exposure to interest rate risk

The exposure of the company's borrowing to interest rate changes at the end of the reporting period are as follows:

Particulars	31-Mar-21	31-Mar-20
Financial Liabilities		
Variable rate instruments	1,066.19	1,055.73
Fixed rate instruments	-	-
Total	1,066.19	1,055.73
Financial Assets		
Variable rate instruments	2,802.42	2,467.36
Total	2,802.42	2,467.36

Cash flow sensitivity analysis for variable rate instruments:-

Profit or loss is sensitive to higher/lower interest expense from borrowings as a result of changes in interest rates.

Particulars	Profit/(loss)	
	100bp increase	100bp decrease
March-21		
Financial liabilities (Variable rate instruments)	(10.66)	10.66
Financial Assets (Variable rate instruments)	28.02	(28.02)
	<u>17.36</u>	<u>(17.36)</u>
March-20		
Financial liabilities (Variable rate instruments)	(10.56)	10.56
Financial Assets (Variable rate instruments)	24.67	(24.67)
	<u>14.12</u>	<u>(14.12)</u>

The company does not have any additional impact on equity other than impact on retained earnings.

iii) Price Risk and Sensitivity:

The Company is mainly exposed to the price risk due to its investment in debt mutual funds and investment in equity instruments carried at FVOCI. The price risk arises due to uncertainties about the future market values of these investments. As on 31st March 2021, the investments in debt mutual funds amounts to ₹ 493.86 lacs (31-Mar-2020: ₹ 411.77 lakhs) and the investment in equity instruments carried at FVOCI is ₹ 1494.65 lakhs (31-Mar-2020: ₹ 73.56 lakhs). These investments are exposed to price risk.

**Notes to the Consolidated financial statements as on and for the year ended
31st March, 2021**

(All amounts in INR lakhs unless otherwise stated)

The Company has laid policies and guidelines which it adheres to in order to minimise price risk arising from investments in debt mutual funds.

A 1% increase in prices would have led to approximately an additional ₹ 4.94 lakhs gain in the Statement of profit and loss and (31-March-2020: ₹ 4.12 lakhs gain). A 1% decrease in prices would have led to an equal but opposite effect.

The company also have investment in equities of other companies. The company treats the investment as strategic and thus fair value the investment through OCI. Thus the changes in the market price of the securities are reflected under OCI and hence not having impact on profit and loss. The profit or loss on sale will be considered at the time of final disposal or transfer of the investment. Also investment in associates, subsidiaries and joint venture are carried at cost.

Note 26:- Capital Risk Management

(a) Risk management

The Company's policy is to maintain an adequate capital base so as to maintain creditor and market confidence and to sustain future development. In order to maintain or adjust the capital structure, the Company may adjust the amount of dividends paid to shareholders, return capital to shareholders or issue new shares. The Company monitors capital using gearing ratio, which is net debt divided by total capital plus net debt. Net debt comprises of long term and short term borrowings less cash and bank balances. Equity includes equity share capital and other equity that are managed as capital.

Particulars	31-Mar-21	31-Mar-20
Borrowings (current +non-current)	1,066.19	1,055.73
Less: Cash and Cash equivalents (including other bank balances)	404.34	649.00
Less: Current Investment	986.91	1,307.19
Net Debt	(325.06)	(900.46)
Equity	11,456.47	10,422.43
Net Debt to Equity	-	-

(b) Dividends

Particulars	31-Mar-21	31-Mar-20
Cash dividends on equity shares declared and paid:		
Final dividend for the year ended on March 31, 2020: ₹ NIL per share (March 31, 2019: ₹ 0.30 per share)	-	123.00
Dividend Distribution Tax on dividend	-	25.29
	0.00	148.29
Interim dividend for the year ended March 31, 2021 of ₹ NIL (March 31, 2020 ₹ 0.20) per share	-	82.00
Dividend Distribution Tax on interim dividend	-	16.85
	0.00	98.85

Proposed dividends on Equity shares:

Final dividend for the year ended on March 31, 2021: ₹ 0.20 per share (March 31, 2020: ₹ NIL per share)	82.00	-
Dividend Distribution Tax on dividend	-	-
	-	-

**Notes to the Consolidated financial statements as on and for the year ended
31st March, 2021**

(All amounts in INR lakhs unless otherwise stated)

The Company declares and pays dividends in Indian rupees. The Finance Act 2020 has repealed the Dividend Distribution Tax (DDT). Companies are now required to pay/distribute dividend after deducting applicable taxes. The remittance of dividends outside India is governed by Indian law on foreign exchange and is also subject to withholding tax at applicable rates.

Final dividend on shares are recorded as a liability on the date of approval by the shareholders and interim dividends are recorded as a liability on the date of declaration by the Company's Board of Directors.

Note 27: Related party disclosure

A List of related parties (as identified and certified by the Management)

(i) Name	Relationship
Pudumjee Investment & Finance Company Limited	Subsidiary Company
GCorp AMJ Land Township Private Limited	Joint Venture
3P Land Holdings Limited	Associate Company
Biodegradable Products India Limited (Formerly known as Pudumjee Plant Laboratories Limited)	Associate Company
Pudumjee Paper Products Limited	Group Company
Chem Mach Private Limited	Group Company
Thacker & Company Limited	Group Company
Suma Commercial Private Limited	Group Company
Fujisan Technologies Limited	Group Company

Group Company's are companies where KMP has control or significant influence.

(ii) Key Management Personnel (KMP)

Name	Designation
Mr. Arunkumar M. Jatia	Chairman & Non Executive Director
Mr. S. K. Bansal	Whole-time Director & C.F.O.
Mr. V. K. Beswal	Director (Independent)
Mr. Nandan Damani	Director (Independent)
Mrs. Preeti Mehta	Director (Independent)
Dr. Ashok Kumar	Director (Non executive)
Mr. R. M. Kulkarni	Company Secretary (till Jun 30, 2020)
Mr. Shrihari Waychal	Company Secretary (w.e.f. Nov 1, 2020)

(iii) Entities where KMP have significant influence (EKMP)

Name
Pudumjee Pulp & Paper Mill Limited Office Staff Provident Fund
M. P. Jatia Charitable Trust

AMJ LAND HOLDINGS LIMITED

Notes to the Consolidated financial statements as on and for the year ended 31st March, 2021

(All amounts in INR lakhs unless otherwise stated)

B Transactions with Related Parties

Sr. No.	Particulars	Volume of transactions		Amount outstanding as on			
		31-Mar-21	31-Mar-20	31-Mar-21		31-Mar-20	
				Receivable	Payable	Receivable	Payable
i.	<u>Inter corporate Deposits given</u>						
	3P Land Holdings Limited	-	708.50	-	-	-	-
	Biodegradable Products India Limited (formerly known as Pudumjee Plant Laboratories Limited)	243.20	731.30	2,031.00	-	1,807.80	-
ii.	<u>Inter corporate Deposits repaid</u>						
	3P Land Holdings Limited	-	824.20	-	-	-	-
	Biodegradable Products India Limited (formerly known as Pudumjee Plant Laboratories Limited)	20.00	426.00	-	-	-	-
iii.	<u>Interest charged</u>						
	3P Land Holdings Limited	-	13.35	-	-	-	-
	Biodegradable Products India Limited (formerly known as Pudumjee Plant Laboratories Limited)	197.71	184.94	182.88	-	166.44	-
iv.	<u>Sale of Wind Power and REC Certificate</u>						
	Pudumjee Paper Products Limited	78.82	173.49	-	-	-	-
v.	<u>Purchases Made</u>						
	Pudumjee Paper Products Limited	0.21	0.35	-	-	-	-
vi.	<u>Reimbursement of Common Services paid</u>						
	Pudumjee Paper Products Limited	1.55	2.28	-	0.97	-	-
vii.	<u>Rent Received</u>						
	Pudumjee Paper Products Limited	127.13	112.97	-	-	-	-
	Fujisan Technologies Limited	3.54	3.54	-	-	-	-
	Thacker & Company Limited	1.53	1.53	-	-	-	-
viii.	<u>Dividend received</u>						
	Pudumjee Paper Products Limited	-	8.61	-	-	-	-
ix.	<u>Dividend Paid</u>						
	3P Land Holdings Limited	-	-	-	-	-	-
	Thacker & Company Limited.	-	31.84	-	-	-	-
	Chem Mach Private Limited	-	29.73	-	-	-	-
	Suma Commercial Private Limited	-	25.61	-	-	-	-
	Yashvardhan Jatia Trust	-	24.17	-	-	-	-
x.	<u>Contribution to Employees' Provident Fund</u>						
	Pudumjee Pulp & Paper Mill Limited Office Staff Provident Fund	4.01	8.38	-	-	-	-
xi.	<u>Donations given</u>						
	M.P.Jatia Charitable Trust	9.00	11.00	-	-	-	-
xii.	<u>Remuneration to Key Management Personnel:</u>						
a)	Short term employment benefits	108.11	112.58	-	-	-	-
b)	Post employment benefit	12.00	28.02	-	-	-	-
c)	Other long term benefits	2.82	4.68	-	-	-	-
d)	Sitting fees to non-executive directors	3.14	2.89	-	-	-	-

**Notes to the Consolidated financial statements as on and for the year ended
31st March, 2021**

(All amounts in INR lakhs unless otherwise stated)

Note 28:- Contingent Liabilities not provided for :

	31-Mar-21	31-Mar-20
Contingent Liability & Commitments	Nil	Nil

Note 29 :- Computation of basic and diluted Earning Per Share (EPS)

	31-Mar-21	31-Mar-20
Basic/Diluted EPS:		
(a) Net Profit after tax as per statement of profit & loss:	442.53	980.47
(b) Number of Equity shares of ₹ 2/- each :	410.00	410.00
(c) Basic & Diluted (in ₹)	1.08	2.36

Note 30:- Leases

(a) Company as Lessee:

The Company have certain lands on operating lease term of 25 years. Full lease payment have been in advance at the time of obtaining possession. As per IndAS 116, the prepaid lease rent have been reclassified to Right-of-use assets and being depreciated over lease term.

(b) Company as Lessor:

The company leases various offices, land and buildings under operating lease. On renewal, the terms of the leases are renegotiated. Management has placed appropriate safeguard for rights the Company retains on assets given on operating lease. Further as per indemnity clauses of the lease agreement, the Company will be compensated for any loss resulting from whatever reason on the assets given on operating lease other than normal wear and tear.

Commitments for minimum lease payments in relation to operating leases are receivable as follows:

	As on 31-Mar-21	As on 31-Mar-20
For a period not later than one year	171.69	100.03
For a period later than one year and not later than two years	166.67	86.74
For a period later than two years and not later than three years	166.67	86.74
For a period later than three years and not later than four years	166.67	86.74
For a period later than four years and not later than five years	138.89	86.74
For period/s later than five years	-	72.28

**Notes to the Consolidated financial statements as on and for the year ended
31st March, 2021**

Note 31: Note on Scheme of Amalgamation:

a) During the year, the Company completed amalgamation of its wholly owned subsidiary Pudumjee Investment and Finance Company Limited (PIFCO) with itself, under the 'Scheme of Merger by Absorption' (the "Scheme") approved by NCLT vide its order dated October 15, 2020. PIFCO is a public company carrying investment and financing activity. The Scheme is approved with appointed date as April 1, 2018 i.e. effective date of merger. The necessary filing with the Registrar of Companies was done on November 25, 2020 and accordingly, the Scheme of Amalgamation has been given effect to in accounts for current year. Consequently-

- In terms of the Scheme, the entire business and the whole of the undertaking of PIFCO, as a going concern stands transferred to and vested in the Company with effect from April 01, 2018, being the appointed date.
- As PIFCO was wholly owned subsidiary of the Company, the investment held by the company in PIFCO stands cancelled and no further consideration is payable in that behalf.
- The amalgamation of PIFCO with the Company is accounted for on the basis of appendix C of Ind AS 103 on Business Combinations as specified in the Companies (Indian Accounting Standard) Rules 2015 and in terms of the Scheme, as below –

All asset and liabilities of PIFCO were recorded at their respective book values.

Capital Reserve of ₹ 135.15 lacs, recognized on April 1, 2018 being the difference between the value of net assets of PIFCO transferred to the Company and the carrying value of the Company's investment in the amalgamating subsidiary company.

b) The net profit/(loss) after tax of the PIFCO for the period from appointed date i.e. April 1, 2018 to March 31, 2020 of (₹ 294.64 lacs) and other comprehensive income of ₹ 83.28 lacs for the period April 1, 2018 to March 31, 2020 have been adjusted in opening Surplus in profit and loss account and FVOCI account respectively of the Company as on April 1, 2020.

c) Comparative accounting period presented in these financial statements have not been restated for accounting the impact of amalgamation. Hence, the same is not comparable with current accounting period.

d) All cost, charges and expenses including stamp duties arising out of or incurred so far in carrying out and implementing the Scheme and matters incidental thereto, have been debited to Profit and loss account as per the Scheme.

Notes to the Consolidated financial statements as on and for the year ended 31st March, 2021

(All amounts in INR lakhs unless otherwise stated)

Note 32 : Interests in other entities

a) The group has a 60% interest in a joint arrangement in the nature of joint operations called the Pudumjee Gcorp Developers which was set up as a partnership together with Gcorp Dwellings Pvt. Ltd. to develop properties for residential housing and commercial spaces. The principal place of business of the joint operation is in Maharashtra, India.

c) Interests in associates and joint ventures

Set out below are the associates and joint ventures of the group as at 31st March 2021 which, in the opinion of the management, are material to the group. The country of incorporation or registration is also their principal place of business, and the proportion of ownership interest is the same as the proportion of voting rights held.

Name of Entity/Relationship	Place of Business	Accounting method	Percentage ownership	Quoted fair value		Carrying amount	
				%	31-Mar-21	31-Mar-20	31-Mar-21
I) Joint Venture a) M/s G-Corp AMJ Land Township Private Limited	India	Equity method	50.00	- *	- *	82.60	82.43
II) Associate a) 3P Land Holdings Limited	India	Equity method	27.24	402.51	147.57	1,145.18	673.32
b) Biodegradable Products India Limited (formerly known as Pudumjee Plant Laboratories Limited)	India	Equity method	27.11	- *	- *	-	19.30

* Unlisted entity - no quoted price available

d) Summarised financial information for associates and joint ventures and reconciliation to companies accounts:-

	3P Land Holdings Limited (consolidated)		Biodegradable Products India Limited (formerly known as Pudumjee Plant Laboratories Ltd.		G: Corp AMJ Land Township Pvt. Ltd.	
	31-Mar-21	31-Mar-20	31-Mar-21	31-Mar-20	31-Mar-21	31-Mar-20
Summarised balance sheet						
Current assets						
Cash and cash equivalents	*	*	*	*	18.35	18.70
Other assets	*	*	*	*	146.71	146.12
Total current assets	1,384.74	1,184.29	27.81	29.45	165.06	164.82
Total non-current assets	3,287.33	1,747.80	3,244.47	3,180.61	0.12	0.09
Current liabilities						
Financial liabilities (excluding trade payables)	*	*	*	*	-	-
Other liabilities	*	*	*	*	0.11	0.05
Total current liabilities	3.31	2.29	4,379.67	4,031.59	0.11	0.05
Non-current liabilities						
Financial liabilities (excluding trade payables)	*	*	*	*	-	-
Other liabilities	*	*	*	*	-	-
Total non-current liabilities	-	-	-	0.07	-	-
Net assets	4,668.76	2,929.80	(1,107.39)	(821.60)	165.07	164.86
Summarised statement of profit and loss						
Revenue	140.61	184.59	0.58	17.30	0.71	1.25
Interest income	*	*	*	*	0.71	1.25
Depreciation and amortisation	*	*	*	*	-	-
Interest expense	*	*	*	*	-	-
Income tax expense	*	*	*	*	-	-
Profit for the year	(13.60)	369.33	(285.79)	(271.84)	0.33	0.74
Other comprehensive income	1,746.08	(1,187.41)	-	-	-	-
Total comprehensive income	1,732.48	(818.08)	(285.79)	(271.84)	0.33	0.74

* indicates disclosures that are not required for investments in associates

AMJ LAND HOLDINGS LIMITED

**Notes to the Consolidated financial statements as on and for the year ended
31st March, 2021**

(All amounts in INR lakhs unless otherwise stated)

Note 33 : Additional information required by Schedule III:

Name of the entity in the	Net Assets, i.e., total assets minus total liabilities		Share in profit or loss		Share in other comprehensive income		Share in total comprehensive income	
	As % of consolidated net assets	Amount	As % of consolidated profit or loss	Amount	As % of consolidated OCI	Amount	As % of TCI	Amount
1	2	3	4	5	6	7	8	9
Associates								
(as per the equity method)								
Indian								
1) Biodegradable Products India Limited (formerly known as Pudumjee Plant Laboratories Limited)								
31-Mar-21	0.00%	-	-17.51%	(77.47)	0.00%	-	-5.27%	(77.47)
31-Mar-20	0.00%	19.30	-7.52%	(73.70)	0.00%	(0.04)	-11.00%	(73.74)
2) 3P Land Holdings Ltd.								
31-Mar-21	10.00%	1,145.18	-0.84%	(3.71)	46.22%	475.58	32.07%	471.87
31-Mar-20	6.60%	673.32	10.26%	100.61	50.80%	(163.62)	-9.57%	(63.02)
Joint Operation (as per proportionate consolidation)								
1) Pudumjee G corp Developers								
31-Mar-21	0.12%	14.32	-6.35%	(28.08)	-	-	-1.91%	(28.08)
31-Mar-20	1.69%	172.77	13.30%	130.37	-	-	19.80%	130.37
Joint Venture (as per equity method)								
2) M/s GCorp AMJ Land Township Private Limited								
31-Mar-21	0.72%	82.60	0.04%	0.17	-	-	0.01%	0.17
31-Mar-20	0.81%	82.43	0.04%	0.37	-	-	0.06%	0.37

* Since the company has made full provision for it's investment in Biodegradable Products India Limited (formerly known as Pudumjee Plant Laboratories Limited) for f.y.2017-18, the loss suffered by later has been ignored while consolidating the accounts in accordance with Indian Accounting standard IND AS 28.

**Notes to the Consolidated financial statements as on and for the year ended
31st March, 2021**

(All amounts in INR lakhs unless otherwise stated)

Note 34: Segment reporting**A. Basis of Segmentation:**

The Board of Directors Holding Company examines the Group's performance based on the nature of products and services and has identified below mentioned reportable segments of its business as follows:

- (a) Real Estate Business
- (b) Wind Power Generation
- (c) Investment

Segment Revenue, Result, Assets and Liabilities include the respective amounts identifiable to each of the segments and amount allocated on a reasonable basis. Unallocated expenditure/income consist of common expenditure incurred for all the segments and expenses incurred or interest/investment income earned at corporate level. The assets and liabilities that cannot be allocated between the segments are shown as unallocated assets and unallocated liabilities respectively.

The accounting policies of the reportable segments are same of the group's accounting policies described in Note 2. The operating segments reported are the segments of the Group for which separate financial information is available. Profit before tax (PBT) are evaluated regularly by the CODM in deciding how to allocate resources and in assessing performance. The Group's financing (including finance costs and finance income) and income taxes are reviewed on an overall basis and are not allocated to operating segments, however finance cost relating to directly attributable specific borrowing is disclosed against respective segment. Transfer prices between operating segments are on an arm's length basis in a manner similar to transactions with third parties.

B. Information about Reportable Segments

The following table presents revenue, profit, assets and liabilities information regarding the Group's business segments:

	31-Mar-21	31-Mar-20
Segment Revenue		
a) Real Estate Business	931.93	1,340.41
b) Wind Power Generation	188.65	371.23
c) Investment	-	-
Net sale/ Income from operation	1,120.58	1,711.64
Segment Results (Profit before interest, tax & depreciation) :		
a) Real Estate Business	590.03	1,287.65
b) Wind Power Generation	103.31	286.70
c) Investment	-	(16.40)
Total	693.34	1,557.95
Less: Depreciation (allocable to segment)		
a) Real Estate Business	56.15	56.29
b) Wind Power Generation	101.32	101.06
c) Investment	-	-
Total	157.47	157.35
Less : Finance Cost (for specific borrowing allocated)		
a) Real Estate Business	-	1.56
b) Wind Power Generation	-	-
c) Investment	-	0.01
Total	-	1.57
Add/(Less): Other unallocable income/(expenses), net	113.49	(300.15)
Profit before tax	649.36	1,098.88

AMJ LAND HOLDINGS LIMITED

Notes to the Consolidated financial statements as on and for the year ended 31st March, 2021

(All amounts in INR lakhs unless otherwise stated)

	31-Mar-21	31-Mar-20
Segment Assets		
a) Real Estate Business	4,906.19	5,364.81
b) Wind Power Generation	1,620.40	1,658.79
c) Investment	-	21.77
d) Unallocated	6,851.70	5,392.88
Total Assets	13,378.29	12,438.25
Segment Liabilities		
a) Real Estate Business	1,350.58	1,878.09
b) Wind Power Generation	2.46	32.84
c) Investment	-	0.64
d) Unallocated	568.78	320.98
Total Liabilities	1,921.82	2,232.55

C. Information about customers

There are no reportable major customers for the year ended 31-Mar-2021 and previous year 31-Mar-2020.

The Group is domiciled in India. The amount of its revenue from external customers broken down by location of the customers is shown in the table below.

Revenue from external customers	31-Mar-21	31-Mar-20
Within India	1,120.58	1,711.64
Outside India	-	-
Total	1,120.58	1,711.64

Non Current Assets **	31-Mar-21	31-Mar-20
Within India	3,130.85	3,308.68
Outside India	-	-
Total	3,130.85	3,308.68

** Non current assets for this purpose does not include financial assets.

Note 35: Disclosure for changes in Financial Liabilities

Particulars	31-Mar-20	Cash Flows	Non cash changes /Fair value/ Amortisation Changes	31-Mar-21
Long term borrowings (including current maturities)	755.73	(20.90)	10.45	766.19
Short term borrowings	300.00	-	-	300.00
Total liabilities from financing activities	1,055.73	(20.90)	10.45	1,045.28

**Notes to the Consolidated financial statements as on and for the year ended
31st March, 2021**

(All amounts in INR lakhs unless otherwise stated)

Note 36: Reclassification

Previous year figure's have been reclassified to confirm to this year's classification

The accompanying notes are integral part of the financial statements.

As per our report of date attached

For and on behalf of the Board of Directors of AMJ Land Holdings Limited

For J M AGRAWAL & CO.
Firm Registration No - 100130W
Chartered Accountants

V. K. Beswal
Director

A. K. Jatia
Chairman

PUNIT AGRAWAL
Partner
Membership No - 148757
Place : Pune
Date : 29th May, 2021

Shrihari Waychal
Company Secretary

S. K. Bansal
Director (Finance) &
Chief Financial Officer
Place : Pune
Date : 29th May, 2021

AMJ LAND HOLDINGS LIMITED

Form AOC-1

Statement containing salient features of financial statements of Subsidiaries /Associate Companies/Joint Ventures
(Pursuant to first proviso to sub-section (3) of section 129 read
with rule 5 of Companies (Accounts) Rules, 2014)

PART- A (Subsidiaries) : Not Applicable

Part "B": Associates and Joint Ventures

Statement pursuant to Section 129 (3) of the Companies Act, 2013 related to Associate Companies and Joint Ventures

₹ In Lacs (Except No. of shares and percentages)

Name of Associates/ Joint Ventures	Biodegradable Products India Ltd. (formerly Pudumjee Plant Laboratories Ltd.)	3P Land Holdings Ltd.	Pudumjee - G:Corp Developers	GCorp AMJ Land Township Private Limited
Latest audited Balance Sheet Date	31 st March, 2021	31 st March, 2021	31 st March, 2021	31 st March, 2021
Shares of Associate/Joint Ventures held by the company on the year end				
i) Number of Shares-eq.	6,75,011	49,02,631	NA	10,05,000
ii) Number of Shares preference considered as equity.	16,26,533	-	NA	-
iii) Amount of Investment in Associates/Joint Venture at cost	222.65	667.59	35.00	100.75
iv) Extent of Holding %	27.11%	27.24%	60%	50%
Description of how there is significant influence	Note - A	Note - A	Note - A	Note - A
Reason why the associate is not consolidated	NA	NA	NA	NA
Networth attributable to Shareholding/Partner as per latest audited Balance Sheet	(300.21)	1,145.18	42.00	82.60
Profit / Loss for the year				
i) Considered in Consolidation	(19.30)	(3.70)	(28.08)	0.17
ii) Not Considered in Consolidation (₹ Lakhs)	---	---	---	---

Note - A : The Company holds more than 20% shareholding in associated companies directly and in Pudumjee - G Corp Developers, the Company has 60% of profit sharing.

For and on behalf of the Board of Directors of AMJ Land Holdings Limited

V. K. Beswal
Director

A. K. Jatia
Chairman

Shrihari Waychal
Company Secretary

S. K. Bansal
Director (Finance) &
Chief Financial Officer

Place : Pune
Date : 29th May, 2021

If undelivered, please return to :
AMJ LAND HOLDINGS LIMITED
Thergaon, Pune – 411 033.