

October 16, 2021

BSE Limited
Dept of Corporate Services
Phiroze Jeejeebhoy Towers,
Dalal Street, Fort,
Mumbai 400 001
Scrip Code - 500180

National Stock Exchange of India Limited
The Listing Department
Exchange Plaza
Bandra Kurla Complex,
Mumbai 400 051
Symbol - HDFCBANK

Dear Sirs,

Sub: Audited Financial Results of HDFC Bank Limited ("the Bank") for the quarter and half year ended September 30, 2021 along with half-yearly disclosure of Related Party Transactions


Pursuant to Regulation 33 and other applicable provisions of the SEBI (Listing Obligations and Disclosure Requirements) Regulations, 2015, we enclose herewith the audited standalone and consolidated financial results of the Bank for the second quarter and half year ended September 30, 2021, segment reporting, press release, and the report of the Joint Statutory Auditors in this regard. The results were duly approved by the Board of Directors at its meeting held today.

Further, pursuant to the Regulation 23, we also attach herewith the half-yearly disclosure of Related Party Transactions on consolidated basis, drawn in accordance with the applicable accounting standards, for the period year ended September 30, 2021.

This is for your information and appropriate dissemination.

Thanking You,

Yours Truly,
For HDFC Bank Limited



Santosh Haldankar
Sr. Vice President (Legal) & Company Secretary

Encl: a/a.

AUDITED STANDALONE FINANCIAL RESULTS FOR THE QUARTER AND HALF YEAR ENDED SEPTEMBER 30, 2021

(₹ in lac)

Particulars	Quarter ended			Half year ended		Year ended
	30.09.2021	30.06.2021	30.09.2020	30.09.2021	30.09.2020	31.03.2021
	Audited (Refer note 5)	Unaudited	Audited (Refer note 5)	Audited	Audited	Audited
1 Interest Earned (a)+(b)+(c)+(d)	3135337	3048297	2997697	6183634	6035494	12085823
a) Interest / discount on advances / bills	2411494	2359273	2340485	4770767	4744222	9483454
b) Income on investments	645064	649314	561839	1294378	1121603	2321427
c) Interest on balances with Reserve Bank of India and other inter-bank funds	69090	30283	84156	99373	146804	234125
d) Others	9689	9427	11217	19116	22865	46817
2 Other Income	740079	628850	609245	1368929	1016776	2520489
3 Total Income (1)+(2)	3875416	3677147	3606942	7552563	7052270	14606312
4 Interest Expended	1366898	1347401	1420058	2714299	2891313	5597866
5 Operating Expenses (i)+(ii)	927789	816043	805506	1743832	1496652	3272262
i) Employees cost	296705	276558	254238	573263	505582	1036479
ii) Other operating expenses	631084	539485	551268	1170569	991070	2235783
6 Total Expenditure (4)+(5) (excluding Provisions and Contingencies)	2294687	2163444	2225564	4458131	4387965	8870128
7 Operating Profit before Provisions and Contingencies (3)-(6)	1580729	1513703	1381378	3094432	2664305	5736184
8 Provisions (other than tax) and Contingencies	392466	483084	370350	875550	759502	1570285
9 Exceptional Items	-	-	-	-	-	-
10 Profit / (Loss) from Ordinary Activities before tax (7)-(8)-(9)	1188263	1030619	1011028	2218882	1904803	4165899
11 Tax Expense	304832	257655	259717	562487	487630	1054246
12 Net Profit / (Loss) from Ordinary Activities after tax (10)-(11)	883431	772964	751311	1656395	1417173	3111653
13 Extraordinary items (net of tax expense)	-	-	-	-	-	-
14 Net Profit / (Loss) for the period (12)-(13)	883431	772964	751311	1656395	1417173	3111653
15 Paid up equity share capital (Face Value of ₹ 1/- each)	55375	55267	55037	55375	55037	55128
16 Reserves excluding revaluation reserves	-	-	-	-	-	20316953
17 Analytical Ratios and other disclosures:						
(i) Percentage of shares held by Government of India	Nil	Nil	Nil	Nil	Nil	Nil
(ii) Capital Adequacy Ratio	20.0%	19.1%	19.1%	20.0%	19.1%	18.8%
(iii) Earnings per share (EPS) (₹) (Face Value of ₹ 1/- each):						
(a) Basic EPS before & after extraordinary items (net of tax expense) - not annualized	16.0	14.0	13.7	30.0	25.8	56.6
(b) Diluted EPS before & after extraordinary items (net of tax expense) - not annualized	15.9	13.9	13.6	29.8	25.7	56.3
(iv) NPA Ratios:						
(a) Gross NPAs	1634607	1709851	1130460	1634607	1130460	1508600
(b) Net NPAs	475509	548580	175608	475509	175608	455482
(c) % of Gross NPAs to Gross Advances	1.35%	1.47%	1.08%	1.35%	1.08%	1.32%
(d) % of Net NPAs to Net Advances	0.40%	0.48%	0.17%	0.40%	0.17%	0.40%
(v) Return on assets (average) - not annualized	0.50%	0.45%	0.48%	0.95%	0.92%	1.97%
(vi) Net worth	21283028	20343590	18100984	21283028	18100984	19860103
(vii) Outstanding redeemable preference shares	-	-	-	-	-	-
(viii) Capital redemption reserve	-	-	-	-	-	-
(ix) Debt-equity ratio	0.24	0.21	0.30	0.24	0.30	0.30
(x) Total debts to total assets	8.12%	7.48%	8.24%	8.12%	8.24%	7.76%
<i>- Debt represents borrowings with residual maturity of more than one year. Total debts represents total borrowings of the Bank.</i>						



Segment information in accordance with the Accounting Standard 17 - Segment Reporting of the operating segments of the Bank is as under:

(₹ in lac)

Particulars	Quarter ended			Half year ended		Year ended
	30.09.2021	30.06.2021	30.09.2020	30.09.2021	30.09.2020	31.03.2021
	Audited (Refer note 5)	Unaudited	Audited (Refer note 5)	Audited	Audited	Audited
1 Segment Revenue						
a) Treasury	865042	864433	809877	1729475	1610003	3233767
b) Retail Banking	2821405	2697467	2768365	5518872	5478527	11021021
c) Wholesale Banking	1566263	1440699	1391263	3006962	2809622	5715430
d) Other Banking Operations	542430	486344	496402	1028774	886085	1993753
e) Unallocated	-	-	-	-	-	3082
Total	5795140	5488943	5465907	11284083	10784237	21967053
Less: Inter Segment Revenue	1919724	1811796	1858965	3731520	3731967	7360741
Income from Operations	3875416	3677147	3606942	7552563	7052270	14606312
2 Segment Results						
a) Treasury	231727	270743	192361	502470	442878	903050
b) Retail Banking	207718	109036	265518	316754	487523	1057480
c) Wholesale Banking	581321	535672	345316	1116993	709761	1743754
d) Other Banking Operations	212010	152858	247518	364868	344894	620714
e) Unallocated	(44513)	(37690)	(39685)	(82203)	(80253)	(159099)
Total Profit Before Tax	1188263	1030619	1011028	2218882	1904803	4165899
3 Segment Assets						
a) Treasury	53320390	50692647	48929119	53320390	48929119	51964174
b) Retail Banking	55066808	52627989	47695525	55066808	47695525	52199722
c) Wholesale Banking	68279622	64890618	57446053	68279622	57446053	62873157
d) Other Banking Operations	6709298	6270073	6053624	6709298	6053624	6711608
e) Unallocated	1108355	912781	818482	1108355	818482	938391
Total	184484473	175394108	160942803	184484473	160942803	174687052
4 Segment Liabilities						
a) Treasury	10540440	7646558	9236909	10540440	9236909	7627660
b) Retail Banking	117708079	113146545	100454226	117708079	100454226	109621782
c) Wholesale Banking	30520473	30827241	29861663	30520473	29861663	33811531
d) Other Banking Operations	529363	491736	552824	529363	552824	585765
e) Unallocated	3315106	2033234	2225940	3315106	2225940	2668233
Total	162613461	154145314	142331562	162613461	142331562	154314971
5 Capital Employed (Segment Assets - Segment Liabilities)						
a) Treasury	42779950	43046089	39692210	42779950	39692210	44336514
b) Retail Banking	(62641271)	(60518556)	(52758701)	(62641271)	(52758701)	(57422060)
c) Wholesale Banking	37759149	34063377	27584390	37759149	27584390	29061626
d) Other Banking Operations	6179935	5778337	5500800	6179935	5500800	6125843
e) Unallocated	(2206751)	(1120453)	(1407458)	(2206751)	(1407458)	(1729842)
Total	21871012	21248794	18611241	21871012	18611241	20372081

Business Segments have been identified and reported taking into account the target customer profile, the nature of products and services, the differing risks and returns, the organisation structure, the internal business reporting system and the guidelines prescribed by the RBI.



Notes :

- 1 Statement of Assets and Liabilities is given below:

Particulars	(₹ in lac)		
	As at 30.09.2021	As at 30.09.2020	As at 31.03.2021
	Audited	Audited	Audited
CAPITAL AND LIABILITIES			
Capital	55375	55037	55128
Reserves and Surplus	21815637	18556204	20316953
Deposits	140634330	122931039	133506022
Borrowings	14981354	13258005	13548733
Other Liabilities and Provisions	6997777	6142518	7260216
Total	184484473	160942803	174687052
ASSETS			
Cash and Balances with Reserve Bank of India	15742861	9945296	9734073
Balances with Banks and Money at Call and Short notice	1185927	857815	2212966
Investments	41629258	41396511	44372829
Advances	119883743	103833513	113283663
Fixed Assets	522717	455523	490932
Other Assets	5519967	4454145	4592589
Total	184484473	160942803	174687052

- 2 Statement of Cash flow is given below:

Particulars	Half year ended		Year ended
	30.09.2021	30.09.2020	31.03.2021
	Audited	Audited	Audited
Cash flows from operating activities:			
Profit before income tax	2218882	1904803	4165899
Adjustments for:			
Depreciation on fixed assets	73488	62117	130241
(Profit) / Loss on revaluation of investments	(103901)	116124	148532
Amortisation of premium on held to maturity investments	39655	36453	76547
(Profit) / loss on sale of fixed assets	448	(22)	(154)
Provision / charge for non performing assets	662234	403491	1164997
Provision for standard assets and contingencies	224940	361459	426948
Dividend from subsidiaries	(37519)	(8506)	(48304)
Employee Stock Options Expense	8299	-	-
	3086526	2875919	6064706
Adjustments for:			
(Increase) / decrease in investments	2777369	(2179312)	(5254061)
(Increase) / decrease in advances	(7263200)	(4868124)	(15092464)
Increase / (decrease) in deposits	7128308	8180810	18755793
(Increase) / decrease in other assets	(843864)	1030351	1001828
Increase / (decrease) in other liabilities and provisions	(460578)	(1145992)	(67565)
	4424561	3893652	5408237
Direct taxes paid (net of refunds)	(658825)	(583540)	(1258757)
Net cash flow from operating activities	3765736	3310112	4149480
Cash flows used in investing activities:			
Purchase of fixed assets	(90748)	(68307)	(161738)
Proceeds from sale of fixed assets	717	313	1416
Dividend from subsidiaries	37519	8506	48304
Net cash flow used in investing activities	(52512)	(59488)	(112018)
Cash flows from / (used in) financing activities:			
Proceeds from issue of share capital, net of issue expenses	188471	105900	176010
Proceeds from issue of Additional Tier I capital bonds	816275	-	-
Redemption of Tier II capital bonds	(365000)	(110500)	(110500)
Increase / (decrease) in other borrowings	981422	(1094347)	(803621)
Dividend paid during the period	(359240)	-	-
Net cash flow from / (used in) financing activities	1261928	(1098947)	(738111)
Effect of exchange fluctuation on translation reserve	6597	(10438)	(14184)
Net increase in cash and cash equivalents	4981749	2141239	3285167
Cash and cash equivalents as at April 1st	11947039	8661872	8661872
Cash and cash equivalents as at the period end	16928788	10803111	11947039

- 3 The above financial results have been approved by the Board of Directors at its meeting held on October 16, 2021. The financial results for the quarter and half year ended September 30, 2021 have been subjected to an audit by the statutory auditors (MSKA & Associates, Chartered Accountants and M M Nissim & Co LLP, Chartered Accountants) of the Bank. The report thereon is unmodified. The previous period results were reviewed / audited by MSKA & Associates, Chartered Accountants.
- 4 The Bank has applied its significant accounting policies in the preparation of these financial results consistent with those followed in the annual financial statements for the year ended March 31, 2021 except for its stock based employee compensation plans. RBI, vide its clarification dated August 30, 2021 on Guidelines on Compensation of Whole Time Directors / Chief Executive Officers / Material Risk Takers and Control Function Staff, advised Banks that the fair value of share-linked instruments on the date of grant should be recognised as an expense for all instruments granted after the accounting period ending March 31, 2021. Accordingly, the Bank has changed its accounting policy from the intrinsic value method to the fair value method for all share-linked instruments granted after March 31, 2021. The fair value of the stock-based compensation is estimated on the date of grant using Black-Scholes model and is recognised as compensation expense over the vesting period. The Bank granted stock options in July 2021 under its Employee Stock Option Scheme (ESOS) and as a result, 'Employees cost' for the quarter and half year ended September 30, 2021 is higher by ₹ 82.99 crore with a consequent reduction in profit after tax by the said amount.
- 5 The figures for the second quarter in each of the financial years are the balancing figures between audited figures in respect of the half year end and the published year to date reviewed figures upto the end of the first quarter of the respective financial year.



- 6 During the quarter and half year ended September 30, 2021, the Bank allotted 1,07,32,792 and 2,46,75,408 equity shares respectively pursuant to the exercise of options under the approved employee stock option schemes.
- 7 During the quarter ended September 30, 2021, the Bank raised Basel III compliant Additional Tier 1 (AT1) Notes of U.S.\$ 1 billion (equivalent ₹ 7,423.75 crore) and Basel III compliant AT1 Bonds of ₹ 739.00 crore.
- 8 The outbreak of the COVID-19 pandemic had led to a nation-wide lockdown in April-May 2020. This was followed by localised lockdowns in areas with a significant number of COVID-19 cases. Following the easing of lockdown measures, there was an improvement in economic activity in the second half of fiscal 2021. India experienced a "second wave" of the COVID-19 pandemic in April-May 2021 following the discovery of mutant coronavirus variants, leading to the re-imposition of regional lockdowns. These were gradually lifted as the second wave subsided.

The impact of COVID-19, including changes in customer behaviour and pandemic fears, as well as restrictions on business and individual activities, has led to significant volatility in global and Indian financial markets and a significant decrease in global and local economic activities. The disruptions following the outbreak, have impacted loan originations, the sale of third party products, the use of credit and debit cards by customers and the efficiency in collection efforts resulting in increase in customer defaults and consequent increase in provisions thereagainst. The extent to which the COVID-19 pandemic will continue to impact the Bank's results will depend on ongoing as well as future developments, which are uncertain, including, among other things, any new information concerning the severity of the COVID-19 pandemic, and any action to contain its spread or mitigate its impact whether government-mandated or elected by us.

- 9 (i) Details of resolution plan implemented under the Resolution Framework for COVID-19-related stress as per RBI circular dated August 6, 2020 (Resolution Framework 1.0) are given below:

Type of Borrower	(A) Number of accounts where resolution plan has been implemented under this window	(B) Exposure to accounts mentioned at (A) before implementation of the plan	(C) Of aggregate amount of debt that was converted into other securities	(D) Of (B), amount of debt sanctioned, if any, including between invocation of the plan and implementation	₹ in crore except number of accounts	
					(E) Increase in provisions on account of the implementation of the resolution plan	(F) Increase in provisions on account of the implementation of the resolution plan
Personal Loans	287824	5467.49	-	-	-	546.75
Corporate persons	1547	1754.07	-	-	-	323.31
Of which, MSMEs	64	27.08	-	-	-	2.71
Others	47090	607.92	-	-	-	60.79
Total	336461	7829.48	-	-	-	930.85

Type of Borrower	Exposure to accounts classified as Standard consequent to implementation of resolution plan – Position as at the end of the previous half year (A)*	Of aggregate debt that slipped into NPA during the half-year	Of (A), amount written off during the half-year#	Of (A) amount paid by borrowers during the half-year	₹ in crore except number of accounts	
					Exposure to accounts classified as Standard consequent to implementation of resolution plan – Position as at the end of this half-year	Exposure to accounts classified as Standard consequent to implementation of resolution plan – Position as at the end of this half-year
Personal Loans	5467.49	1283.06	808.57	366.34	3818.09	
Corporate persons	1754.07	123.61	23.59	111.60	1518.86	
Of which, MSMEs	27.08	9.47	1.29	4.88	12.73	
Others	607.92	280.35	24.50	52.92	274.65	
Total	7829.48	1687.02	856.66	530.86	5611.60	

* includes restructuring implemented during the quarter ended June 2021 under the Resolution Framework 1.0.

represents debt that slipped into NPA and was subsequently written off during the half-year.

- (ii) Details of resolution plan implemented under the RBI Resolution Framework - 2.0: Resolution of COVID-19 related stress of Individuals and Small Businesses dated May 5, 2021 are given below:

Particulars	₹ in crore except number of accounts		
	Individual Borrowers		Small businesses
	Personal Loans	Business Loans	
A) Number of requests received for invoking resolution process	645276	612675	9870
B) Number of accounts where resolution plan has been implemented under this window	550499	530085	6934
C) Exposure to accounts mentioned at (B) before implementation of the plan	14102.61	1506.51	1787.99
D) Of (C), aggregate amount of debt that was converted into other securities	-	-	-
E) Additional funding sanctioned, if any, including between invocation of the plan and implementation	-	-	-
F) Increase in provisions on account of the implementation of the resolution plan	1618.56	196.79	178.48

Exposure to accounts is at borrower level.

Number of accounts under (B) is in respect of requests received for invoking resolution process.

There were 103574 borrower accounts having an aggregate exposure of ₹ 2,672.07 crore to the Bank, where resolution plans had been implemented under RBI's Resolution Framework 1.0 dated August 6, 2020 and now modified under RBI's Resolution Framework 2.0 dated May 5, 2021.

- 10 The Honourable Supreme Court of India (Hon'ble SC), vide an interim order dated September 3, 2020, had directed banks that accounts which were not declared NPA till August 31, 2020 shall not be declared as NPA till further orders, which the Bank complied with. If the Bank had classified borrower accounts as NPA after August 31, 2020, the Bank's proforma Gross NPA ratio and proforma Net NPA ratio as at September 30, 2020 would have been 1.37% and 0.35% respectively. Pending disposal of the case, the Bank, as a matter of prudence, made in respect of these accounts a contingent provision, which was included in 'Provisions (other than tax) and Contingencies'. The said interim order stood vacated on March 23, 2021 and the Bank continued with the asset classification of borrower accounts as per the extant RBI instructions / IRAC norms.
- 11 Other income relates to income (including commission) from non-fund based banking activities, fees, earnings from foreign exchange and derivative transactions, profit and loss (including revaluation) from investments, dividends from subsidiaries and recoveries from accounts previously written off.
- 12 Figures of the previous periods have been regrouped / reclassified wherever necessary to conform to current period's classification.
- 13 ₹ 10 lac = ₹ 1 million
₹ 10 million = ₹ 1 crore

HDFC BANK LIMITED

CIN : L65920MH1994PLC080618

Sandoz House, Shivsagar Estate, Dr. Annie Besant Road, Worli, Mumbai 400 018.

Website: <https://www.hdfcbank.com>, Tel.: 022- 6652 1000, Fax: 022- 2496 0739

AUDITED CONSOLIDATED FINANCIAL RESULTS FOR THE QUARTER AND HALF YEAR ENDED SEPTEMBER 30, 2021

(₹ in lacs)

Particulars	Quarter ended			Half year ended		Year ended
	30.09.2021	30.06.2021	30.09.2020	30.09.2021	30.09.2020	31.03.2021
	Audited (Refer note 5)	Unaudited	Audited (Refer note 5)	Audited	Audited	Audited
1 Interest Earned (a)+(b)+(c)+(d)	3352044	3225376	3174227	6577420	6409388	12855240
a) Interest / discount on advances / bills	2616373	2528096	2511976	5144469	5109776	10229913
b) Income on investments	644370	647645	562245	1292015	1122186	2321162
c) Interest on balances with Reserve Bank of India and other inter-bank funds	70841	32066	85302	102907	149460	241430
d) Others	20460	17569	14704	38029	27966	62735
2 Other Income	791592	667987	669620	1459579	1104318	2733288
3 Total Income (1)+(2)	4143636	3893363	3843847	8036999	7513706	15588528
4 Interest Expended	1441528	1421850	1503318	2863378	3064167	5924759
5 Operating Expenses (i)+(ii)	998491	870689	860746	1869180	1601354	3500126
i) Employees cost	393143	364374	334885	757517	664985	1367667
ii) Other operating expenses	605348	506315	525861	1111663	936369	2132459
6 Total Expenditure (4)+(5) (excluding Provisions and Contingencies)	2440019	2292539	2364064	4732558	4665521	9424885
7 Operating Profit before Provisions and Contingencies (3)-(6)	1703617	1600824	1479783	3304441	2848185	6163643
8 Provisions (Other than tax) and Contingencies	471267	536633	442013	1007900	876464	1884029
9 Exceptional Items	-	-	-	-	-	-
10 Profit / (Loss) from ordinary activities before tax (7)-(8)-(9)	1232350	1064191	1037770	2296541	1971721	4279614
11 Tax Expense	320354	270163	266633	590517	506496	1093937
12 Net Profit / (Loss) from Ordinary Activities after tax (10)-(11)	911996	794028	771137	1706024	1465225	3185677
13 Extraordinary items (net of tax expense)	-	-	-	-	-	-
14 Consolidated Net Profit / (Loss) for the period before minorities' interest (12)-(13)	911996	794028	771137	1706024	1465225	3185677
15 Less: Minorities' Interest	2377	1819	851	4196	2215	2356
16 Consolidated Net Profit / (Loss) for the period attributable to the group (14)-(15)	909619	792209	770286	1701828	1463010	3183321
17 Paid up equity share capital (Face Value of ₹ 1/- each)	55375	55267	55037	55375	55037	55128
18 Reserves excluding revaluation reserves						20925890
19 Analytical Ratios:						
(i) Percentage of shares held by Government of India	Nil	Nil	Nil	Nil	Nil	Nil
(ii) Earnings per share (EPS) (₹) (Face Value of ₹ 1/- each):						
(a) Basic EPS before & after extraordinary items (net of tax expense) - not annualized	16.4	14.4	14.0	30.8	26.6	57.9
(b) Diluted EPS before & after extraordinary items (net of tax expense) - not annualized	16.3	14.3	14.0	30.6	26.5	57.6



Consolidated Segment information in accordance with the Accounting Standard 17 - Segment Reporting of the operating segments of the Bank is as under:

(₹ in lac)

Particulars	Quarter ended			Half year ended		Year ended
	30.09.2021	30.06.2021	30.09.2020	30.09.2021	30.09.2020	31.03.2021
	Audited (Refer note 5)	Unaudited	Audited (Refer note 5)	Audited	Audited	Audited
1 Segment Revenue						
a) Treasury	865042	864433	809877	1729475	1610003	3233767
b) Retail Banking	2821405	2697467	2768365	5518872	5478527	11021021
c) Wholesale Banking	1566263	1440699	1391263	3006962	2809622	5715430
d) Other Banking Operations	810650	702560	733307	1513210	1347521	2975969
e) Unallocated	-	-	-	-	-	3082
Total	6063360	5705159	5702812	11768519	11245673	22949269
Less: Inter Segment Revenue	1919724	1811796	1858965	3731520	3731967	7360741
Income from Operations	4143636	3893363	3843847	8036999	7513706	15588528
2 Segment Results						
a) Treasury	231727	270743	192361	502470	442878	903050
b) Retail Banking	207718	109036	265518	316754	487523	1057480
c) Wholesale Banking	581321	535672	345316	1116993	709761	1743754
d) Other Banking Operations	256097	186430	274260	442527	411812	734429
e) Unallocated	(44513)	(37690)	(39685)	(82203)	(80253)	(159099)
Total Profit Before Tax and Minority Interest	1232350	1064191	1037770	2296541	1971721	4279614
3 Segment Assets						
a) Treasury	53320390	50692647	48929119	53320390	48929119	51964174
b) Retail Banking	55066808	52627989	47695525	55066808	47695525	52199722
c) Wholesale Banking	68279622	64890618	57446053	68279622	57446053	62873157
d) Other Banking Operations	11976788	11406952	11107044	11976788	11107044	11975219
e) Unallocated	1108355	912781	818482	1108355	818482	938391
Total	189751963	180530987	165996223	189751963	165996223	179950663
4 Segment Liabilities						
a) Treasury	10540440	7646558	9236909	10540440	9236909	7627660
b) Retail Banking	117708079	113146545	100454226	117708079	100454226	109621782
c) Wholesale Banking	30520473	30827241	29861663	30520473	29861663	33811531
d) Other Banking Operations	5081742	4935981	4963113	5081742	4963113	5177164
e) Unallocated	3315106	2033234	2225940	3315106	2225940	2668232
Total	167165840	158589559	146741851	167165840	146741851	158906369
5 Capital Employed (Segment Assets - Segment Liabilities)						
a) Treasury	42779950	43046089	39692210	42779950	39692210	44336514
b) Retail Banking	(62641271)	(60518556)	(52758701)	(62641271)	(52758701)	(57422060)
c) Wholesale Banking	37759149	34063377	27584390	37759149	27584390	29061626
d) Other Banking Operations	6895046	6470971	6143931	6895046	6143931	6798055
e) Unallocated	(2206751)	(1120453)	(1407458)	(2206751)	(1407458)	(1729841)
Total	22586123	21941428	19254372	22586123	19254372	21044294

Business Segments have been identified and reported taking into account the target customer profile, the nature of products and services, the differing risks and returns, the organisation structure, the internal business reporting system and the guidelines prescribed by the RBI.



Notes :

1 Consolidated Statement of Assets and Liabilities is given below:

(₹ in lac)

Particulars	As at	As at	As at
	30.09.2021	30.09.2020	31.03.2021
	Audited	Audited	Audited
CAPITAL AND LIABILITIES			
Capital	55375	55037	55128
Reserves and Surplus	22464711	19139308	20925890
Minority Interest	66037	60027	63276
Deposits	140548612	122826597	133372087
Borrowings	19158305	17389822	17769675
Other Liabilities and Provisions	7458923	6525432	7764607
Total	189751963	165996223	179950663
ASSETS			
Cash and balances with Reserve Bank of India	15745900	9948423	9737035
Balances with Banks and Money at Call and Short notice	1397379	1012935	2390216
Investments	41103154	41019385	43882311
Advances	124933101	108894763	118528352
Fixed Assets	540200	474918	509956
Other Assets	6017350	4630920	4887914
Goodwill on Consolidation	14879	14879	14879
Total	189751963	165996223	179950663

2 Consolidated Statement of Cash flow is given below:

(₹ in lac)

Particulars	Half year ended		Year ended
	30.09.2021	30.09.2020	31.03.2021
	Audited	Audited	Audited
Cash flows from operating activities:			
Consolidated profit before income tax	2292345	1969506	4277258
Adjustment for:			
Depreciation on fixed assets	77442	66313	138501
(Profit) / Loss on revaluation of investments	(103901)	116124	148532
Amortisation of premium on held to maturity investments	39655	36453	76547
(Profit) / loss on sale of fixed assets	488	145	29
Provision / charge for non performing assets	835111	487159	1392701
Provision for standard assets and contingencies	190159	401700	528307
Employee Stock Options Expense	8329	-	-
	3339628	3077400	6561875
Adjustments for:			
(Increase) / decrease in investments	2812954	(2054357)	(5015664)
(Increase) / decrease in advances	(7240746)	(5016241)	(15568107)
Increase / (decrease) in deposits	7176525	8205883	18751374
(Increase) / decrease in other assets	(1044806)	971962	830768
Increase / (decrease) in other liabilities and provisions	(469427)	(1149240)	(10455)
	4574128	4035407	5549791
Direct taxes paid (net of refunds)	(687796)	(600147)	(1302145)
Net cash flow from operating activities	3886332	3435260	4247646
Cash flows used in investing activities:			
Purchase of fixed assets	(93442)	(72474)	(169615)
Proceeds from sale of fixed assets	783	347	1528
Net cash flow used in investing activities	(92659)	(72127)	(168087)
Cash flows from / (used in) financing activities:			
Increase in minority interest	3935	2363	5612
Proceeds from issue of share capital, net of issue expenses	188471	105900	176010
Proceeds from issue of Additional Tier I and Tier II capital bonds	816275	-	35650
Redemption of Tier II capital bonds	(365000)	(110500)	(110500)
Increase / (decrease) in other borrowings	931317	(1183110)	(838907)
Dividend paid during the period	(359240)	-	-
Net cash flow from / (used in) financing activities	1215758	(1185347)	(732135)
Effect of exchange fluctuation on translation reserve	6597	(10438)	(14183)
Net increase in cash and cash equivalents	5016028	2167348	3333241
Cash and cash equivalents as at April 1st	12127251	8794010	8794010
Cash and cash equivalents as at the period end	17143279	10961358	12127251



- 3 The above financial results represent the consolidated financial results of HDFC Bank Limited and its subsidiaries constituting the 'Group'. These financial results have been approved by the Board of Directors of the Bank at its meeting held on October 16, 2021. The financial results for the quarter and half year ended September 30, 2021 have been subjected to an audit by the statutory auditors (MSKA & Associates, Chartered Accountants and M M Nissim & Co LLP, Chartered Accountants) of the Bank. The report thereon is unmodified. The previous period results were reviewed / audited by MSKA & Associates, Chartered Accountants.
- 4 The Group has applied its significant accounting policies in the preparation of the consolidated financial results consistent with those followed in the annual consolidated financial statements for the year ended March 31, 2021 except for its stock based employee compensation plans. RBI, vide its clarification dated August 30, 2021 on Guidelines on Compensation of Whole Time Directors / Chief Executive Officers / Material Risk Takers and Control Function Staff, advised Banks that the fair value of share-linked instruments on the date of grant should be recognised as an expense for all instruments granted after the accounting period ending March 31, 2021. Accordingly, the Group has changed its accounting policy from the intrinsic value method to the fair value method for all share-linked instruments granted after March 31, 2021. The fair value of the stock-based compensation is estimated on the date of grant using Black-Scholes model and is recognised as compensation expense over the vesting period. The Group granted stock options during the quarter under its Employee Stock Option Scheme (ESOS) and as a result, 'Employees cost' for the quarter and half year ended September 30, 2021 is higher by ₹ 83.29 crore with a consequent reduction in profit after tax by the said amount.
- 5 The figures for the second quarter in each of the financial years are the balancing figures between audited figures in respect of the half year end and the published year to date reviewed figures upto the end of the first quarter of the respective financial year.
- 6 The outbreak of the COVID-19 pandemic had led to a nation-wide lockdown in April-May 2020. This was followed by localised lockdowns in areas with a significant number of COVID-19 cases. Following the easing of lockdown measures, there was an improvement in economic activity in the second half of fiscal 2021. India experienced a "second wave" of the COVID-19 pandemic in April-May 2021 following the discovery of mutant coronavirus variants, leading to the re-imposition of regional lockdowns. These were gradually lifted as the second wave subsided.
The impact of COVID-19, including changes in customer behaviour and pandemic fears, as well as restrictions on business and individual activities, has led to significant volatility in global and Indian financial markets and a significant decrease in global and local economic activities. The disruptions following the outbreak, have impacted loan originations, the sale of third party products, the use of credit and debit cards by customers and the efficiency in collection efforts resulting in increase in customer defaults and consequent increase in provisions thereagainst. The extent to which the COVID-19 pandemic will continue to impact the Group's results will depend on ongoing as well as future developments, which are uncertain, including, among other things, any new information concerning the severity of the COVID-19 pandemic, and any action to contain its spread or mitigate its impact whether government-mandated or elected by us.
- 7 The Honourable Supreme Court of India (Hon'ble SC), vide an interim order dated September 3, 2020, had directed that accounts which were not declared NPA till August 31, 2020 shall not be declared as NPA till further orders, which the Group complied with. The said interim order stood vacated on March 23, 2021 and the Group continued with the asset classification of borrower accounts as per the extant RBI instructions / IRAC norms.
- 8 In accordance with the RBI guidelines, banks are required to make consolidated Pillar 3 disclosures including leverage ratio and liquidity coverage ratio under the Basel III Framework. These disclosures are available on the Bank's website at the following link: http://www.hdfcbank.com/aboutus/basel_disclosures/default.htm. The disclosures have not been subjected to audit or review by the statutory auditors.
- 9 Figures of the previous periods have been regrouped / reclassified wherever necessary to conform to current period's classification.
- 10 ₹ 10 lac = ₹ 1 million
₹ 10 million = ₹ 1 crore

Place : Mumbai
Date : October 16, 2021

Sashidhar Jagdishan
Managing Director

MSKA & Associates
Chartered Accountants

602, Floor 6, Raheja Titanium
Western Express Highway
Geetanjali Railway Colony
Ram Nagar, Goregaon (E)
Mumbai - 400 063

M M Nissim & Co LLP
Chartered Accountants

Barodawala Mansion
B-wing
3rd Floor, 81
Dr. Annie Besant Road
Worli, Mumbai - 400 018

Independent Auditor's Report on Quarter and Half year ended Standalone Financial Results of HDFC Bank Limited pursuant to the Regulation 33 and Regulation 52 of the SEBI (Listing Obligations and Disclosure Requirements), 2015

TO THE BOARD OF DIRECTORS OF HDFC BANK LIMITED

Report on the Audit of the Standalone Financial Results

Opinion

We have audited the accompanying Standalone Financial Results of HDFC Bank Limited ("the Bank") for the quarter and half year ended September 30, 2021, being submitted by the Bank pursuant to the requirements of Regulation 33 and Regulation 52 read with Regulation 63(2) of the SEBI (Listing Obligations and Disclosure Requirements) Regulations, 2015, as amended ("Listing Regulations").

In our opinion and to the best of our information and according to the explanations given to us, the standalone financial results:

- i. are presented in accordance with the requirements of the Listing Regulations; and
- ii. give a true and fair view, in conformity with the recognition and measurement principles laid down in the applicable accounting standards prescribed under Section 133 of the Companies Act, 2013 ("the Act") read with Companies (Accounts) Rules, 2014, as amended to the extent applicable, the relevant provisions of the Banking Regulation Act, 1949, the circulars, guidelines and directions issued by the Reserve Bank of India (RBI) from time to time (the "RBI Guidelines") and other accounting principles generally accepted in India of the net profit and other financial information for the quarter and half year ended September 30, 2021.

Basis for Opinion

We conducted our audit in accordance with the Standards on Auditing (SAs) specified under section 143(10) of the Act. Our responsibilities under those Standards are further described in the Auditor's Responsibilities for the Audit of the Standalone Financial Results section of our report. We are independent of the Bank in accordance with the Code of Ethics issued by the Institute of Chartered Accountants of India together with the ethical requirements that are relevant to our audit of the standalone financial results, and we have fulfilled our other ethical responsibilities in accordance with these requirements and the Code of Ethics.

We believe that the audit evidence we have obtained is sufficient and appropriate to provide a basis for our opinion on the standalone financial results.


Emphasis of Matter

We draw attention to note 8 to the audited standalone financial results, which describes the extent to which the Covid - 19 pandemic will continue to impact the Bank's results will depend on ongoing and future developments which are uncertain.

Our opinion is not modified in respect of this matter.

Board of Directors' Responsibility for the Standalone Financial Results

These standalone financial results have been compiled from the interim standalone financial statements. The Bank's Board of Directors are responsible for the preparation of the standalone financial results that gives a true and fair view of the net profit and other financial information of the Bank in accordance with the recognition and measurement principles laid down in Accounting Standards - 25 "Interim Financial Reporting" (AS -25) specified under section 133 of the Act, the RBI Guidelines and other accounting principles generally accepted in India and in compliance with the Listing Regulations. This responsibility also includes maintenance of adequate accounting records in accordance with the provisions of the Act and RBI Guidelines for safeguarding of the assets of the Bank and for preventing and detecting frauds and other irregularities; selection and application of appropriate accounting policies; making judgments and estimates that are reasonable and prudent; and design, implementation and maintenance of adequate internal financial controls that were operating effectively for ensuring the accuracy and completeness of the accounting records, relevant to the preparation and presentation of the standalone financial results that give a true and fair view and are free from material misstatement, whether due to fraud or error which have been used for the purpose of preparation of the standalone financial results by the Board of Directors of the Bank, as aforesaid.



In preparing the standalone financial results, the Board of Directors are responsible for assessing the Bank's ability to continue as a going concern, disclosing, as applicable, matters related to going concern and using the going concern basis of accounting unless the Board of Directors either intends to liquidate the Bank or to cease operations, or has no realistic alternative but to do so.

The Board of Directors of the Bank are also responsible for overseeing the Bank's financial reporting process.

Auditor's Responsibilities for the Audit of the Standalone Financial Results

Our objectives are to obtain reasonable assurance about whether the standalone financial results as a whole is free from material misstatement, whether due to fraud or error, and to issue an auditor's report that includes our opinion. Reasonable assurance is a high level of assurance but is not a guarantee that an audit conducted in accordance with SAs will always detect a material misstatement when it exists. Misstatements can arise from fraud or error and are considered material if, individually or in the aggregate, they could reasonably be expected to influence the economic decisions of users taken on the basis of these standalone financial results.

As part of an audit in accordance with SAs, we exercise professional judgment and maintain professional skepticism throughout the audit. We also:

- Identify and assess the risks of material misstatement of the standalone financial results, whether due to fraud or error, design and perform audit procedures responsive to those risks, and obtain audit evidence that is sufficient and appropriate to provide a basis for our opinion. The risk of not detecting a material misstatement resulting from fraud is higher than for one resulting from error, as fraud may involve collusion, forgery, intentional omissions, misrepresentations, or the override of internal control.
- Obtain an understanding of internal control relevant to the audit in order to design audit procedures that are appropriate in the circumstances but not for the purpose of expressing our opinion whether the Bank has internal financial controls with reference to the standalone financial results in place and the operating effectiveness of such controls.
- Evaluate the appropriateness of accounting policies used and the reasonableness of accounting estimates and related disclosures made by the Board of Directors.
- Conclude on the appropriateness of the Board of Directors use of the going concern basis of accounting and, based on the audit evidence obtained, whether a material uncertainty exists related to events or conditions that may cast significant doubt on the Bank's ability to continue as a going concern. If we conclude that a material uncertainty exists, we are required to draw attention in our auditor's report to the related disclosures in the standalone financial results or, if such disclosures are inadequate, to modify our opinion. Our conclusions are based on the audit evidence obtained up to the date of our auditor's report. However, future events or conditions may cause the Bank to cease to continue as a going concern.
- Evaluate the overall presentation, structure and content of the standalone financial results, including the disclosures, and whether the standalone financial results represent the underlying transactions and events in a manner that achieves fair presentation.

We communicate with those charged with governance regarding, among other matters, the planned scope and timing of the audit and significant audit findings, including any significant deficiencies in internal control that we identify during our audit.

We also provide those charged with governance with a statement that we have complied with relevant ethical requirements regarding independence, and to communicate with them all relationships and other matters that may reasonably be thought to bear on our independence, and where applicable, related safeguards.




Other Matter

- a. The standalone financial results include the results for the quarter ended September 30, 2021 being the balancing figure between the audited figures in respect of the half year ended September 30, 2021 and the published unaudited figures up to the first quarter of the current financial year prepared in accordance with the recognition and measurement principles laid down in AS - 25 which were subject to limited review by MSKA & Associates.

Our opinion is not modified in respect of this matter.

- b. The review of unaudited standalone financial results for the quarter ended June 30, 2021, audit of standalone financial results for the quarter/half year ended September 30, 2020 and audit of annual standalone financial results for the year ended March 31, 2021 were conducted by MSKA & Associates, Chartered Accountants, the statutory auditor of the Bank, who had expressed an unmodified conclusion/opinion, as the case may be, on those financial results. Accordingly, we, M M Nissim & Co LLP, Chartered Accountants, do not express any conclusion/ opinion, as the case may be, on the figures reported in the standalone financial results for the quarter ended June 30, 2021, quarter/ half year ended September 30, 2020 and year ended March 31, 2021.


For MSKA & Associates
Chartered Accountants
ICAI Firm Registration Number: 105047W


Swapnil Kale
Partner

Membership Number: 117812
UDIN: 21117812AAAAPW5697

Mumbai
October 16, 2021

For M M Nissim & Co LLP
Chartered Accountants
ICAI Firm Registration Number: 107122W/W100672


Sanjay Khemani
Partner
Membership Number: 044577
UDIN: 21044577AAAAP8280

Mumbai
October 16, 2021



MSKA & Associates
Chartered Accountants

602, Floor 6, Raheja Titanium
Western Express Highway
Geetanjali Railway Colony
Ram Nagar, Goregaon (E)
Mumbai - 400 063

M M Nissim & Co LLP
Chartered Accountants

Barodawala Mansion
B-wing
3rd Floor, 81
Dr. Annie Besant Road
Worli, Mumbai - 400 018

Independent Auditor's Report on Quarter and Half Year Ended Consolidated Financial Results of HDFC Bank Limited pursuant to the Regulation 33 and Regulation 52 of the SEBI (Listing Obligations and Disclosure Requirements), 2015

TO THE BOARD OF DIRECTORS OF HDFC BANK LIMITED

Report on the Audit of the Consolidated Financial Results

Opinion

We have audited the accompanying Consolidated Financial Results of HDFC Bank Limited ("the Bank" / "the parent") and its subsidiaries (the parent and its subsidiaries together referred to as "the Group") for the quarter and half year ended September 30, 2021, being submitted by the Bank pursuant to the requirements of Regulation 33 and Regulation 52 read with Regulation 63(2) of the SEBI (Listing Obligations and Disclosure Requirements) Regulations, 2015, as amended ("Listing Regulations") except for the disclosures relating to consolidated Pillar 3 disclosure as at September 30, 2021, including leverage ratio and liquidity coverage ratio under Basel III Capital Regulations as have been disclosed on the Bank's website and in respect of which a link has been provided in note 8 to the consolidated financial results and have not been audited by us.

In our opinion and to the best of our information and according to the explanations given to us and based on the consideration of the reports of the other auditors on separate reviewed financial information of subsidiaries, the aforesaid consolidated financial results:

- a. include the results of the following entities:

Sr. No	Name of the Entity	Relationship with the Bank
1	HDB Financial Services Limited	Subsidiary
2	HDFC Securities Limited	Subsidiary

- b. are presented in accordance with the requirements of the Regulation 33 of the Listing Regulations except for the disclosures relating to consolidated Pillar 3 disclosure as at September 30, 2021, including leverage ratio and liquidity coverage ratio under Basel III Capital Regulations as have been disclosed on the Bank's website and in respect of which a link has been provided in note 8 to the consolidated financial results and have not been audited by us; and
- c. give a true and fair view, in conformity with recognition and measurement principles laid down in the applicable accounting standards prescribed under Section 133 of the Companies Act, 2013 ('the Act') read with Companies (Accounts) Rules, 2014, as amended to the extent applicable, the relevant provisions of the Banking Regulation Act, 1949, the circulars, guidelines and directions issued by the Reserve Bank of India (RBI) from time to time (the "RBI Guidelines") and other accounting principles generally accepted in India of the consolidated net profit and other financial information for the quarter and half year ended September 30, 2021.

Basis for Opinion

We conducted our audit in accordance with the Standards on Auditing (SAs) specified under section 143(10) of the Act. Our responsibilities under those Standards are further described in the Auditors' Responsibilities for the Audit of the Consolidated Financial Results section of our report. We are independent of the Group in accordance with the Code of Ethics issued by the Institute of Chartered Accountants of India together with the ethical requirements that are relevant to our audit of the consolidated financial results, and we have fulfilled our other ethical responsibilities in accordance with these requirements and the Code of Ethics.

We believe that the audit evidence obtained by us and other auditors in terms of their reports referred to in "Other Matters" paragraph below, is sufficient and appropriate to provide a basis for our opinion on the consolidated financial results.



Emphasis of Matter

We draw attention to note 6 to the consolidated financial results, which describes the extent to which the Covid - 19 pandemic will continue to impact the Group's results will depend on ongoing and future developments which are uncertain.

Our opinion is not modified in respect of this matter.

Board of Directors' Responsibility for the Consolidated Financial Results

These consolidated financial results have been compiled from the interim consolidated financial statements. The Bank's Board of Directors are responsible for the preparation and presentation of the consolidated financial results that gives a true and fair view of the consolidated net profit and other financial information of the Group in accordance with the recognition and measurement principles laid down in Accounting Standards - 25 "Interim Financial Reporting" (AS -25) specified under section 133 of the Act, RBI Guidelines and other accounting principles generally accepted in India and in compliance with the Listing Regulations. The respective Board of Directors of the entities included in the Group are responsible for maintenance of adequate accounting records in accordance with the provisions of the Act and RBI Guidelines for safeguarding of the assets of the Group and for preventing and detecting frauds and other irregularities; selection and application of appropriate accounting policies; making judgments and estimates that are reasonable and prudent; and design, implementation and maintenance of adequate internal financial controls that were operating effectively for ensuring accuracy and completeness of the accounting records, relevant to the preparation and presentation of the consolidated financial results that give a true and fair view and are free from material misstatement, whether due to fraud or error which have been used for the purpose of preparation of the Consolidated financial results by the Directors of the Bank, as aforesaid.

In preparing the Consolidated financial results, the respective Board of Directors of the entities included in the Group are responsible for assessing the ability of respective entities to continue as a going concern, disclosing, as applicable, matters related to going concern and using the going concern basis of accounting unless the Board of Directors either intends to liquidate the respective entities or to cease operations, or has no realistic alternative but to do so.


The respective Board of Directors of the entities included in the Group are responsible for overseeing the financial reporting process of the Group.

Auditor's Responsibilities for the Audit of the Consolidated Financial Results

Our objectives are to obtain reasonable assurance about whether the Consolidated financial results as a whole is free from material misstatement, whether due to fraud or error, and to issue an auditors' report that includes our opinion. Reasonable assurance is a high level of assurance but is not a guarantee that an audit conducted in accordance with SAs will always detect a material misstatement when it exists. Misstatements can arise from fraud or error and are considered material if, individually or in the aggregate, they could reasonably be expected to influence the economic decisions of users taken on the basis of these Consolidated financial results.

As part of an audit in accordance with SAs, we exercise professional judgment and maintain professional skepticism throughout the audit. We also:

- Identify and assess the risks of material misstatement of the Consolidated financial results, whether due to fraud or error, design and perform audit procedures responsive to those risks, and obtain audit evidence that is sufficient and appropriate to provide a basis for our opinion. The risk of not detecting a material misstatement resulting from fraud is higher than for one resulting from error, as fraud may involve collusion, forgery, intentional omissions, misrepresentations, or the override of internal control.
- Obtain an understanding of internal control relevant to the audit in order to design audit procedures that are appropriate in the circumstances but not for the purpose of expressing our opinion whether the Bank has internal financial controls with reference to the Consolidated financial results in place and the operating effectiveness of such controls.
- Evaluate the appropriateness of accounting policies used and the reasonableness of accounting estimates and related disclosures made by the Board of Directors.



- Conclude on the appropriateness of the Board of Directors' use of the going concern basis of accounting and, based on the audit evidence obtained, whether a material uncertainty exists related to events or conditions that may cast significant doubt on the ability of the Group to continue as a going concern. If we conclude that a material uncertainty exists, we are required to draw attention in our auditors' report to the related disclosures in the Consolidated financial results or, if such disclosures are inadequate, to modify our opinion. Our conclusions are based on the audit evidence obtained up to the date of our auditors' report. However, future events or conditions may cause the Group to cease to continue as a going concern.
- Evaluate the overall presentation, structure and content of the Consolidated financial results, including the disclosures, and whether the Consolidated financial results represent the underlying transactions and events in a manner that achieves fair presentation.
- Obtain sufficient appropriate audit evidence regarding the financial information of the entities within the Group to express an opinion on the Consolidated financial results. We are responsible for the direction, supervision and performance of the audit of financial information of such entities included in the Consolidated financial results of which we are the independent auditors. For the other entities included in the Consolidated financial results, which have been audited by other auditors, such other auditors remain responsible for the direction, supervision and performance of the audits carried out by them. We remain solely responsible for our audit opinion.

We communicate with those charged with governance of the Bank included in the Consolidated financial results of which we are the independent auditors regarding, among other matters, the planned scope and timing of the audit and significant audit findings, including any significant deficiencies in internal control that we identify during our audit.

We also provide those charged with governance with a statement that we have complied with relevant ethical requirements regarding independence, and to communicate with them all relationships and other matters that may reasonably be thought to bear on our independence, and where applicable, related safeguards.

We also performed procedures in accordance with the circular issued by the SEBI under Regulation 33(8) of the Listing Regulations, as amended, to the extent applicable.


Other Matters

- a) The Consolidated financial results include the unaudited Financial Results of two subsidiaries, whose financial information reflect Group's share of total assets of Rs. 69,89,153 Lacs as at September 30, 2021, Group's share of total revenue of Rs. 3,44,225 Lacs and Rs. 6,39,534 Lacs and Group's share of total net profit after tax of Rs. 47,635 Lacs and Rs. 86,750 Lacs for the quarter and half year ended September 30, 2021 respectively, as considered in the Consolidated financial results. These unaudited interim financial information have been furnished to us by the Board of Directors and reviewed by the other auditors and our opinion on the Consolidated financial results, in so far as it relates to the amounts and disclosures included in respect of these subsidiaries is based solely on such unaudited financial information. In our opinion and according to the information and explanations given to us by the Board of Directors, these financial information are not material to the Group.

Our opinion on the Consolidated financial results is not modified in respect of the above matters with respect to our reliance on the work done and the reports of the other auditors and the financial information certified by the Board of Directors.


- b) The Consolidated financial results include the results for the quarter ended September 30, 2021 being the balancing figure between the audited figures in respect of the half year September 30, 2021 and the published unaudited first quarter of the current financial year prepared in accordance with the recognition and measurement principles laid down in Accounting Standard 25 "Interim Financial Reporting" which were subject to limited review by MSKA & Associates.

Our opinion is not modified in respect of this matter.



- c) The review of unaudited consolidated financial results for the quarter ended June 30, 2021, audit of consolidated financial results for the quarter/half year ended September 30, 2020 and audit of annual consolidated financial results for the year ended March 31, 2021 were conducted by MSKA & Associates, Chartered Accountants, the statutory auditor of the Bank, who had expressed an unmodified conclusion/opinion, as the case may be, on those financial results. Accordingly, we, M M Nissim & Co LLP, Chartered Accountants, do not express any conclusion/ opinion, as the case may be, on the figures reported in the Consolidated financial results for the quarter ended June 30, 2021, quarter/ half year ended September 30, 2020 and year ended March 31, 2021.


For MSKA & Associates
Chartered Accountants
ICAI Firm Registration Number: 105047W


Swapnil Kale
Partner

Membership Number: 117812
UDIN: 21117812AAAAAPU8701


Mumbai
October 16, 2021

For M M Nissim & Co LLP
Chartered Accountants
ICAI Firm Registration Number: 107122W/W100672



Sanjay Khemani
Partner
Membership Number: 044577
UDIN: 21044577AAAAAQ1429

Mumbai
October 16, 2021





NEWS RELEASE

HDFC Bank Ltd.
HDFC Bank House,
Senapati Bapat Marg,
Lower Parel,
Mumbai - 400 013.
CTIN: L65920MH1994PLC080618

HDFC Bank Limited

FINANCIAL RESULTS (INDIAN GAAP) FOR THE QUARTER AND HALF YEAR ENDED SEPTEMBER 30, 2021

The Board of Directors of HDFC Bank Limited approved the Bank's (Indian GAAP) results for the quarter and half year ended September 30, 2021, at its meeting held in Mumbai on Saturday, October 16, 2021. The accounts have been subjected to an audit by the statutory auditors of the Bank.


STANDALONE FINANCIAL RESULTS:

Profit & Loss Account: Quarter ended September 30, 2021

The Bank's net revenues (net interest income plus other income) increased by 14.7% to ₹ 25,085.2 crore for the quarter ended September 30, 2021 from ₹ 21,868.8 crore for the quarter ended September 30, 2020.

Net interest income (interest earned less interest expended) for the quarter ended September 30, 2021 grew by 12.1% to ₹ 17,684.4 crore from ₹ 15,776.4 crore for the quarter ended September 30, 2020. Advances grew at 15.5% reaching new heights driven through relationship management, digital offering and breadth of products. Core net interest margin was at 4.1%. New liability relationships added during the quarter were at an all time high. This continued focus on deposits helped in the maintenance of a healthy liquidity coverage ratio at 123%, well above the regulatory requirement, which positions the Bank favorably to capitalize on the opportunities that would arise as the economy gains momentum during the festive months.

Other income (non-interest revenue) at ₹ 7,400.8 crore was 29.5% of net revenues for the quarter ended September 30, 2021 and grew by 21.5% over ₹ 6,092.5 crore in the corresponding quarter of the previous year. The four components of other income for the quarter ended September 30, 2021 were fees & commissions of ₹ 4,945.9 crore (₹ 3,940.3 crore in the corresponding quarter of the previous year), foreign exchange & derivatives revenue of ₹ 867.3 crore (₹ 560.4 crore in the corresponding quarter of the previous year), gain on sale / revaluation of investments of ₹ 675.5 crore (₹ 1,016.2 crore in the corresponding quarter of the previous year) and miscellaneous income,



NEWS RELEASE

HDFC Bank Ltd.
HDFC Bank House,
Senapati Bapat Marg,
Lower Parcel,
Mumbai - 400 013.
CIN: L65920MH1994PLC080618

including recoveries and dividend, of ₹ 912.1 crore (₹ 575.6 crore in the corresponding quarter of the previous year).

We added 256 branches and 12,259 people over the last twelve months and made other investments to position ourselves and capitalize on the growth opportunity. Operating expenses for the quarter ended September 30, 2021 were ₹ 9,277.9 crore, an increase of 15.2% over ₹ 8,055.1 crore during the corresponding quarter of the previous year. The cost-to-income ratio for the quarter was at 37.0%.

Pre-provision Operating Profit (PPOP) at ₹ 15,807.3 crore grew by 14.4% over the corresponding quarter of the previous year.

Provisions and contingencies for the quarter ended September 30, 2021 were ₹ 3,924.7 crore (consisting of specific loan loss provisions of ₹ 2,286.4 crore and general and other provisions of ₹ 1,638.3 crore) as against ₹ 3,703.5 crore (consisting of specific loan loss provisions of ₹ 1,240.6 crore and general and other provisions of ₹ 2,462.9 crore) for the quarter ended September 30, 2020. Total provisions for the current quarter included contingent provisions of approximately ₹ 1,200 crore.

The total credit cost ratio was at 1.30%, as compared to 1.67% for the quarter ending June 30, 2021 and 1.41% for the quarter ending September 30, 2020.

Profit before tax (PBT) for the quarter ended September 30, 2021 at ₹ 11,882.6 crore grew by 17.5% over corresponding quarter of the previous year. After providing ₹ 3,048.3 crore for taxation, the Bank earned a net profit of ₹ 8,834.3 crore, an increase of 17.6% over the quarter ended September 30, 2020.

Balance Sheet: As of September 30, 2021

Total balance sheet size as of September 30, 2021 was ₹ 1,844,845 crore as against ₹1,609,428 crore as of September 30, 2020, a growth of 14.6%.

Total deposits as of September 30, 2021 were ₹ 1,406,343 crore, an increase of 14.4% over September 30, 2020. CASA deposits grew by 28.7% with savings account deposits at ₹ 452,381 crore and current account deposits at ₹ 205,851 crore. Time deposits were at ₹ 748,111 crore, an increase of 4.2% over the corresponding quarter of the previous year, resulting in CASA deposits comprising 46.8% of total deposits as of September 30, 2021.



We understand your world

NEWS RELEASE

HDFC Bank Ltd.
HDFC Bank House,
Senapati Bapat Marg,
Lower Parel,
Mumbai - 400 013.
CIN: L65920MH1994PLC080618

Total advances as of September 30, 2021 were ₹ 1,198,837 crore, an increase of 15.5% over September 30, 2020. Retail loans grew by 12.9%, commercial and rural banking loans grew by 27.6% and other wholesale loans grew by 6.0%. Overseas advances constituted 3.5% of total advances.

Half Year ended September 30, 2021

For the half year ended September 30, 2021, the Bank earned a total income of ₹ 75,525.6 crore as against ₹ 70,522.7 crore in the corresponding period of the previous year. Net revenues (net interest income plus other income) for the half year ended September 30, 2021 were ₹ 48,382.6 crore, as against ₹ 41,609.6 crore for the half year ended September 30, 2020. Net profit for the half year ended September 30, 2021 was ₹ 16,564.0 crore, up by 16.9% over the corresponding half year ended September 30, 2020.

Capital Adequacy:

The Bank's total Capital Adequacy Ratio (CAR) as per Basel III guidelines was at 20.0% as on September 30, 2021 (19.1% as on September 30, 2020) as against a regulatory requirement of 11.075% which includes Capital Conservation Buffer of 1.875%, and an additional requirement of 0.20% on account of the Bank being identified as a Domestic Systemically Important Bank (D-SIB). Tier 1 CAR was at 18.7% as of September 30, 2021 compared to 17.7% as of September 30, 2020. Common Equity Tier 1 Capital ratio was at 17.4% as of September 30, 2021. Risk-weighted Assets were at ₹ 1,190,270 crore (as against ₹ 1,037,483 crore as at September 30, 2020).

NETWORK

As of September 30, 2021, the Bank's distribution network was at 5,686 branches and 16,642 ATMs / Cash Deposit & Withdrawal Machines (CDMs) across 2,929 cities / towns as against 5,430 branches and 15,292 ATMs / CDMs across 2,848 cities / towns as of September 30, 2020. 50% of our branches are in semi-urban and rural areas. In addition, we have 15,946 business correspondents, which are primarily manned by Common Service Centres (CSC) as against 12,141 business correspondents as of September 30, 2020. Number of employees were at 129,341 as of September 30, 2021 (as against 117,082 as of September 30, 2020).

ASSET QUALITY

Gross non-performing assets were at 1.35% of gross advances as on September 30, 2021, (1.2% excluding NPAs in the agricultural segment) as against 1.47% as on June 30, 2021 (1.3% excluding NPAs in the agricultural segment) and 1.37% (proforma approach) as on September 30, 2020 (1.2% excluding NPAs in the agricultural segment). Net non-performing assets were at 0.40% of net advances as on September 30, 2021.

The Bank held floating provisions of ₹ 1,451 crore and contingent provisions of ₹ 7,756 crore as on September 30, 2021. Total provisions (comprising specific, floating, contingent and general provisions) were 163% of the gross non-performing loans as on September 30, 2021.


SUBSIDIARIES

The Bank's subsidiary companies prepare their financial results in accordance with the notified Indian Accounting Standards ('Ind-AS'). The Bank for the purposes of its statutory compliance prepares and presents its financial results under Indian GAAP. Hence the Bank's subsidiary companies, for the purposes of the consolidated financial results of the Bank, prepare 'fit-for-consolidation information' based on the recognition and measurement principles as per Indian GAAP. The financial numbers of the Bank's subsidiary companies mentioned herein below are in accordance with Ind-AS.

HDFC Securities Limited (HSL) is amongst the leading retail broking firms in India. As on September 30, 2021, the Bank held 96.2% stake in HSL. For the quarter ended September 30, 2021, HSL's total income grew by 42% to ₹ 489.5 crore, as against ₹ 344.3 crore for the quarter ended September 30, 2020. Profit after tax for the quarter grew by 44% to ₹ 239.6 crore, as against ₹ 165.8 crore for the quarter ended September 30, 2020.

As on September 30, 2021, HSL had 213 branches across 147 cities / towns in the country.

HDB Financial Services Limited (HDBFSL) is a non-deposit taking non-banking finance company ('NBFC') offering wide range of loans and asset finance products to individuals, emerging businesses and micro enterprises. As on September 30, 2021, the Bank held 95.1% stake in HDBFSL.





We understand your world

NEWS RELEASE

HDFC Bank Ltd.
HDFC Bank House,
Senapati Bapat Marg,
Lower Parel,
Mumbai - 400 013.
CIN: L65920MH1994PLC080618

The total loan book was ₹ 60,008 crore as on September 30, 2021 as against ₹ 59,744 crore as on September 30, 2020. Liquidity coverage ratio was healthy at 157%.

For the quarter ended September 30, 2021, HDBFSL's net revenue was at ₹ 1,916.7 crore as against ₹ 1,703.7 crore for the quarter ended September 30, 2020, a growth of 12.5%. Pre-provision Operating Profit (PPOP) was ₹ 885.9 crore as against ₹ 816.0 crore for the quarter ended September 30, 2020, a growth of 8.6%.

Provisions and contingencies for the quarter were at ₹ 633.9 crore (including ₹ 125.0 crore of conservative management overlay) as against ₹ 929.8 crore for the quarter ended September 30, 2020 and ₹ 869.6 crore (including ₹ 200.0 crore of conservative management overlay) in the prior quarter.

Profit after tax for the quarter ended September 30, 2021 was ₹ 191.7 crore compared to a loss of ₹ 85.0 crore for the quarter ended September 30, 2020 and a profit after tax of ₹ 88.6 cr for the quarter ended June 30, 2021.

As on September 30, 2021, gross Stage 3 stood at 6.1%, a reduction of over 200 bps in the quarter.

Total CAR was at 19.8% with Tier-I CAR at 14.3% as on September 30, 2021.

As on September 30, 2021, HDBFSL had 1,336 branches across 956 cities / towns.

CONSOLIDATED FINANCIAL RESULTS

The consolidated net profit for the quarter ended September 30, 2021 was ₹ 9,096 crore, up 18.1%, over the quarter ended September 30, 2020. Consolidated advances grew by 14.7% from ₹ 1,088,948 crore as on September 30, 2020 to ₹ 1,249,331 crore as on September 30, 2021.

The consolidated net profit for the half year ended September 30, 2021 was ₹ 17,018 crore, up 16.3%, over the half year ended September 30, 2020.

Note:

₹ = Indian Rupees

1 crore = 10 million

All figures and ratios are in accordance with Indian GAAP unless otherwise specified.



We understand your world

NEWS RELEASE

HDFC Bank Ltd.
HDFC Bank House,
Senapati Bapat Marg,
Lower Parel,
Mumbai - 400 013.
CIN: L65920MH1994PLC080618

BSE: 500180

NSE: HDFCBANK

NYSE: HDB

Certain statements are included in this release which contain words or phrases such as "will," "aim," "will likely result," "believe," "expect," "will continue," "anticipate," "estimate," "intend," "plan," "contemplate," "seek to," "future," "objective," "goal," "project," "should," "will pursue" and similar expressions or variations of these expressions, that are "forward-looking statements." Actual results may differ materially from those suggested by the forward-looking statements due to certain risks or uncertainties associated with our expectations with respect to, but not limited to, our ability to implement our strategy successfully, the market acceptance of and demand for various banking services, future levels of our non-performing loans, our growth and expansion, the adequacy of our allowance for credit and investment losses, technological changes, volatility in investment income, our ability to market new products, cash flow projections, the outcome of any legal, tax or regulatory proceedings in India and in other jurisdictions we are or become a party to, the future impact of new accounting standards, our ability to pay dividends, the impact of changes in banking regulations and other regulatory changes on us in India and other jurisdictions, our ability to roll over our short-term funding sources and our exposure to market and operational risks. By their nature, certain of the market risk disclosures are only estimates and could be materially different from what may actually occur in the future. As a result, actual future gains, losses or impact on net income could materially differ from those that have been estimated. In addition, other factors that could cause actual results to differ materially from those estimated by the forward-looking statements contained in this document include, but are not limited to: general economic and political conditions, instability or uncertainty in India and the other countries which have an impact on our business activities or investments caused by any factor, including terrorist attacks in India, the United States or elsewhere, anti-terrorist or other attacks by the United States, a United States-led coalition or any other country, tensions between India and Pakistan related to the Kashmir region or between India and China, military armament or social unrest in any part of India; the monetary and interest rate policies of the government of India, natural calamities, inflation, deflation, unanticipated turbulence in interest rates, foreign exchange rates, equity prices or other rates or prices; the performance of the financial markets in India and globally, changes in Indian and foreign laws and regulations, including tax, accounting and banking regulations, changes in competition and the pricing environment in India, and regional or general changes in asset valuations.

For more information please log on to: www.hdfcbank.com

For media queries please contact:

Rajiv Banerjee

Vertical Head, Corporate Communication

HDFC Bank Ltd., Mumbai.

Tel: 91 - 22 - 6652 1307 (D) / 6652 1000 (B)

Mobile: +91 9920454102

rajivshiv.banerjee@hdfcbank.com

For investor queries please contact:

Ajit Shetty

HDFC Bank Ltd., Mumbai.

Tel: 91 - 22 - 6652 1054 (D) / 6652 1000 (B)

ajit.shetty@hdfcbank.com



We understand your world

DISCLOSURE OF RELATED PARTY TRANSACTIONS AS ON SEPTEMBER 30, 2021– ON CONSOLIDATED BASIS

(In accordance with Regulation 23 (9) of the SEBI (Listing Obligations and Disclosure Requirements) Regulations, 2015)

As per AS-18 Related Party Disclosures read with RBI Master Direction on Financial Statements – Presentation and Disclosures, the HDFC Bank Group’s related parties are disclosed below:

Promoter

Housing Development Finance Corporation Limited

Key management personnel

Sashidhar Jagdishan, Managing Director & Chief Executive Officer

Kaizad Bharucha, Executive Director

Relatives of key management personnel and their interested entities

Nagsri Sashidhar, Jagdishan Chandrasekharan, Dhruv Sashidhar, Mythra Mahesh, Mahesh Babu Ramamurthy, Havovi Bharucha, Huzaan Bharucha, Danesh Bharucha, Daraius Bharucha, Dilnaaz D Bharucha, Nagsri - Creating Special Memories.

A specific related party transaction is a significant transaction wherever it exceeds 10% of all related party transactions in that category. Transactions between the Bank and Housing Development Finance Corporation Limited exceed 10% of all related party transactions in that category.



We understand your world

The Group's related party balances and transactions for the half year ended September 30, 2021 are summarised as follows:

(₹ crore)				
Items / Related party	Promoter	Key management Personnel (KMP)	Relatives of KMP & their interested entities	Total
Deposits taken	5,132.37	23.02	1.19	5,156.58
	(5,132.37)	(23.02)	(1.23)	(5,156.62)
Deposits placed	0.32	-	-	0.32
	(0.32)	-	-	(0.32)
Advances given	-	0.59	0.01	0.60
	-	(0.59)	(0.01)	(0.60)
Fixed assets purchased from	-	-	-	-
Fixed assets sold to	-	-	-	-
Interest paid to	8.60	0.77	0.02	9.39
Interest received from	-	0.01	-	0.01
Income from services rendered to	194.00	#	#	194.00
Expenses for receiving services from	344.90	-	-	344.90
Equity investments	-	-	-	-
	-	-	-	-
Other investments	-	-	-	-
	-	-	-	-
Dividend paid to	562.00	2.50	#	564.50
Dividend received from	-	-	-	-
Receivable from	95.68	-	-	95.68
	(107.27)	-	-	(107.27)

Items / Related party	Promoter	Key management Personnel (KMP)	Relatives of KMP & their interested entities	Total
Payable to	59.06	-	-	59.06
	(59.06)	-	-	(59.06)
Guarantees given	0.38	-	-	0.38
	(0.40)	-	-	(0.40)
Remuneration paid	-	8.83	-	8.83
Loans purchased from	12,620.72	-	-	12,620.72

Denotes amount less than ₹1 lakh

- *Figures in bracket indicate maximum balance outstanding during the half year based on comparison of the total outstanding balances at each quarter-end.*
- *Remuneration paid excludes value of employee stock options exercised during the half year.*
- *Bonus and retiral benefits for key managerial personnel are accrued as a part of an overall pool and are not allocated against the key managerial personnel. These will be paid based on approval from RBI.*

The Bank being an authorised dealer, deals in foreign exchange and derivative transactions with parties which include its promoter. The foreign exchange and derivative transactions are undertaken in line with the RBI guidelines. The notional principal amount of foreign exchange and derivative contracts transacted with the promoter that were outstanding as at September 30, 2021 is ₹ 10,141.41 crore (previous year: ₹ 8,154.19 crore). The contingent credit exposure pertaining to these contracts computed in line with the extant RBI guidelines on exposure norms was ₹ 145.99 crore (previous year: ₹ 107.71 crore).

The Group's related party balances and transactions for the half year ended September 30, 2020 are summarised as follows:

Items / Related party	(₹ crore)			
	Promoter	Key management Personnel (KMP)	Relatives of KMP & their interested entities	Total
Deposits taken	1,622.11 (1,622.11)	669.15 (669.15)	18.84 (18.84)	2,310.10 (2,310.10)
Deposits placed	0.47 (0.47)	- (0.76)	3.50 (3.50)	3.97 (4.73)
Advances given	- -	2.13 (2.32)	0.02 (0.02)	2.15 (2.34)
Fixed assets purchased from	-	-	-	-
Fixed assets sold to	-	-	-	-
Interest paid to	5.39	6.96	0.51	12.86
Interest received from	-	0.04	-	0.04
Income from services rendered to	99.35	#	#	99.35
Expenses for receiving services from	271.24	0.14	0.33	271.71
Equity investments	- -	- -	- -	- -
Other investments	- -	- -	- -	- -
Dividend paid to	-	-	-	-
Dividend received from	-	-	-	-
Receivable from	56.59 (56.59)	- -	- -	56.59 (56.59)



We understand your world

Items / Related party	Promoter	Key management Personnel (KMP)	Relatives of KMP & their interested entities	Total
Payable to	50.48 (199.27)	- -	- -	50.48 (199.27)
Guarantees given	0.40 (0.41)	- -	0.05 (0.05)	0.45 (0.46)
Remuneration paid	-	7.24	-	7.24
Loans purchased from	4,401.40	-	-	4,401.40

Denotes amount less than ₹1 lakh

- *Figures in bracket indicate maximum balance outstanding during the half year based on comparison of the total outstanding balances at each quarter-end.*
- *Remuneration paid excludes value of employee stock options exercised during the half year.*
- *Bonus and retiral benefits for key managerial personnel are accrued as a part of an overall pool and are not allocated against the key managerial personnel. These will be paid based on approval from RBI.*
- *Related parties are in accordance with AS-18 Related Party Disclosures.*