

# K.C.P. SUGAR AND INDUSTRIES CORPORATION LTD.

Regd. Office : "Ramakrishna Buildings", Post Box No. 727, No.239, (Old No.183), Anna Salai, Chennai - 600 006.  
Ph : 044 2855 5171 to 5176 Fax : 044 2854 6617 E-mail : hr@kcpsugar.com, finance@kcpsugar.com  
CIN - L15421TN1995PLC033198

February 10, 2021

To

National Stock Exchange of India Ltd      BSE Limited

Symbol: KCPSUGIND      Scrip Code: 533192

Dear Sir / Madam,

**Sub:** Outcome of Board Meeting dated 10/02/2021

Pursuant to Regulation 30 (2) read with Para A of Part A of Schedule III of SEBI (Listing Obligations and Disclosure Requirements) Regulations, 2015, we hereby disclose that the Board of Directors of the Company in its Meeting held today (10/02/2021 / Wednesday) through Video Conferencing at 3.30 P.M. and concluded at 4.30 P.M., inter alia, considered and approved the Unaudited Standalone and Consolidated Financial Results for the Third Quarter ended 31/12/2020 and the appointment of Ms.S.Jeba Elavarasi as Company Secretary and Compliance Officer

Pursuant to Regulation 33 of SEBI (Listing Obligations and Disclosure Requirements) Regulations, 2015, we herewith submit the following:

- (i) Unaudited Standalone and Consolidated Financial Results together with the Segmental Reporting for the Third Quarter and Nine Months ended 31/12/2020; and
- (ii) Limited Review Report, as placed before the board of Directors.

Please take on record.

Thanking You,

Yours Truly,

For K.C.P.Sugar and Industries Corporation Limited

  
R.Ganesan

Chief Financial Officer

◆ Leading Manufacturers of Premium Grade Sugars, Rectified Spirit, Anhydrous Alcohol, Extranatural Alcohol, Co2, Calcium Lactate, Bio-Fertilizers, Bio-Compost and Mycorrhiza Inoculum.  
Enc: AVM  
Factories at - Vuyyuru, Krishna Dist., A.P. - 521 165. Tel : 08676 232001/02 Fax : 08676 232640  
- Lakshmipuram, Krishna Dist., A.P. - 521 131. Tel : 08671 222046 Fax : 08671 222640

**K.C.P.SUGAR AND INDUSTRIES CORPORATION LIMITED**  
**REGD OFFICE : "RAMAKRISHNA BUILDINGS", NO.239,ANNA SALAI, CHENNAI 600 006**  
**CIN: L15421TN1995PLC033198**

Unaudited Standalone and Consolidated Financial Results for the Quarter ended 31.12.2020 pursuant to Regulation 33 of SEBI (LODR) Regulations, 2015.

		Rs. In Lakhs														
SL NO	PARTICULARS	STANDALONE						CONSOLIDATED								
		Quarter ended			Nine Month ended			Quarter ended			Nine Month ended			Year ended		
		31.12.2020 (Unaudited)	30.09.2020 (Unaudited)	31.12.2019 (Unaudited)	31.12.2020 (Unaudited)	31.12.2019 (Unaudited)	31.03.2020 (Audited)	31.12.2020 (Unaudited)	30.09.2020 (Unaudited)	31.12.2019 (Unaudited)	31.12.2020 (Unaudited)	31.12.2019 (Unaudited)	31.03.2020 (Audited)			
I	Revenue from Operations:	8158.94	7211.51	9482.48	22388.10	27243.46	35453.62	8946.67	7781.3	10452.9	24087.17	30227.42	39262.31			
II	Other Income	1916.73	111.10	983.8	3216.83	1251.86	1123.75	1956.62	196.35	1018.95	3366.19	1452.10	1385.23			
III	Total Income (I + II)	10075.67	7322.61	10466.28	25604.93	28495.32	36577.37	10903.29	7977.65	11471.85	27453.36	31679.52	40647.54			
IV	Expenses							0.00								
	Cost of Materials consumed	3157.05	42.08	5376.82	3232.01	7846.21	25404.22	3507.24	453.13	5956.06	4081.31	9268.48	27111.10			
	Purchase of stock-in-trade			-		77.95	77.95	0.00	-		0.00	77.95	77.95			
	Changes in inventories of finished goods, work-in-progress and stock-in-trade	4055.00	6401.55	2528.12	16684.17	15262.55	3209.28	3934.60	6283.74	2594.88	16465.94	15363.48	3359.80			
	Employee Benefits Expense	822.38	314.69	1000.33	1329.79	1423.84	3054.19	997.67	466.40	1155.95	1804.31	1862.76	3640.36			
	Finance Costs	464.41	609.57	548.66	1718.58	1606.96	2148.91	468.97	625.85	555.19	1741.01	1636.92	2185.88			
	Depreciation and amortisation expenses	147.51	59.85	221.31	267.29	361.50	739.49	158.09	70.36	237.65	298.47	402.81	803.59			
	Other Expenses	424.48	464.72	692.7	1084.77	1350.98	3672.23	598.45	584.40	904.86	1449.29	2002.86	4544.27			
	Total Expenses	9070.83	7892.46	10367.94	24316.61	27929.99	38306.27	9665.02	8483.88	11404.59	25840.33	30615.26	41722.95			
V	Profit / (Loss) before Exceptional Items & Tax (III - IV)	1004.84	-569.85	98.34	1288.32	565.33	-1728.90	1238.27	-506.23	67.26	1613.03	1064.26	-1075.41			
VI	Exceptional Items	-	-	-	-	-	-	-	-	-	-	-	-			
VII	Profit / (Loss) before Tax (V - VI)	1004.84	-569.85	98.34	1288.32	565.33	-1728.90	1238.27	-506.23	67.26	1613.03	1064.26	-1075.41			
VIII	Tax Expense															
	Current Tax		0.00	(100.00)	0.00	-	0.00	58.26	16.27	-105.64	81.63	141.30	185.00			
	Deferred Tax (Asset)/Liability	48.99	-55.79	(165.88)	-98.65	-313.43	-404.30	48.99	-55.79	-165.88	-98.65	-313.43	-418.60			
	Reversal of excess provision for taxation relating to earlier years	-	-	-	-	-	-209.53	-	-	0.00	-	-	-215.72			
IX	Profit / (Loss) for the period from continuing Operations (VII - VIII)	955.85	-514.06	364.22	1386.97	878.76	-1115.07	1131.02	-466.71	338.78	1630.05	1236.39	-626.09			
X	Profit / (Loss) from Discontinued Operations	-	-	-	-	-	-	-	-	-	-	-	-			
XI	Tax Expense of Discontinued operations	-	-	-	-	-	-	-	-	-	-	-	-			
XII	Profit / (Loss) from Discontinued Operations after Tax (X - XI)	-	-	-	-	-	-	-	-	-	-	-	-			
XIII	Profit / (Loss) for the period (IX + XII)	955.85	-514.06	364.22	1386.97	878.76	-1115.07	1131.02	-466.71	338.78	1630.05	1236.39	-626.09			
XIV	Other Comprehensive Income															
	A. Items that will not be reclassified to Profit / (Loss)								0							
	(i) Remeasurement of defined benefit plan - Actuarial gains / (Losses)	-	-	-	-	-	22.98	-	-	-	-	-	18.19			
	(ii) Income Tax relating on above	-	-	-	-	-	6.69	-	-	-	-	-	-5.48			
	(iii) Equity instruments through other comprehensive income	-	-	-	-	-	-	79.17	(7.04)	23.11	110.69	36.72	-37.66			
	Other Comprehensive Income-Total	-	-	-	-	-	16.29	79.17	(7.04)	23.11	110.69	36.72	(24.95)			
XV	Total comprehensive income (comprising profit and other comprehensive income for the period)	955.85	-514.06	364.22	1386.97	878.76	-1098.78	1210.19	-473.75	361.89	1740.74	1273.11	-651.04			
XVI	Paid up Equity Share Capital (Face Value Re.1/-)	1133.85	1133.85	1133.85	1133.85	1133.85	1133.85	1133.85	1133.85	1133.85	1133.85	1133.85	1133.85			
XVII	Other Equity excl. revaluation reserves as at previous balance sheet date	-	-	-	-	-	-	-	-	-	-	-	-			
XVIII	Earnings per Share (EPS)															
	(a) Basic and diluted EPS before Extraordinary items for the period, for the year to-date and for the previous year (not to be annualized)	0.84	-0.45	0.32	1.22	0.78	-0.97	1.07	-0.42	0.32	1.54	1.12	-0.57			
	(b) Basic and diluted EPS after Extraordinary items for the period, for the year to-date and for the previous year (not to be annualized)	0.84	-0.45	0.32	1.22	0.78	-0.97	1.07	-0.42	0.32	1.54	1.12	-0.57			

K.C.P.SUGAR AND INDUSTRIES CORPORATION LIMITED  
REGD OFFICE : "RAMAKRISHNA BUILDINGS"  
NO.239,ANNA SALAI, CHENNAI 600 006

UNAUDITED STANDALONE AND CONSOLIDATED QUARTERLY REPORTING OF SEGMENT WISE REVENUE, RESULTS AND CAPITAL EMPLOYED PURSUANT TO REGULATION 33 OF SEBI (LODR) REGULATIONS,2015.

Rs. In Lakhs

SL NO	PARTICULARS	STANDALONE						CONSOLIDATED					
		Quarter ended			Nine Month ended			Quarter ended			Nine Month ended		
		31.12.2020		31.12.2019	31.12.2020		31.12.2019	31.03.2020		31.12.2020		31.12.2019	
		(Unaudited)	(Unaudited)	(Unaudited)	(Unaudited)	(Unaudited)	(Audited)	(Unaudited)	(Unaudited)	(Unaudited)	(Unaudited)	(Audited)	
1	<b>SEGMENT WISE REVENUE</b>	7797.74	6840.05	9500.91	21492.59	26226.93	35991.04	7797.74	6840.05	9500.91	21492.59	26226.93	35991.04
	a) Sugar	955.02	902.28	1055.46	2357.36	4030.42	5450.4	955.02	902.28	1055.46	2357.36	4030.42	5450.4
	b) Chemicals	564.10	4.25	738.24	568.35	1257.46	3780.11	564.10	4.25	738.24	568.35	1257.46	3780.11
	c) Power & Fuel	-	-	-	-	-	-	778.25	569.17	963.28	1688.97	2971.92	3794.88
	d) Engineering	160.38	183.43	138.90	500.03	435.30	548.62	159.51	184.05	144.60	500.03	447.34	562.43
	e) Others	0.25	-	-	0.50	1.46	2.26	10.60	0.00	1.46	10.60	1.46	2.26
	f) Unallocated	9477.49	7930.01	11433.51	24918.83	31951.57	45772.43	10265.22	8499.8	12403.93	26617.90	34935.53	49581.12
	<b>TOTAL</b>	1318.55	718.50	1951.03	2530.73	4708.11	10318.81	1318.55	718.50	1951.03	2530.73	4708.11	10318.81
	Less: Inter Segment Revenue	8158.94	7211.51	9482.48	22388.10	27243.46	35453.62	8946.67	7781.30	10452.90	24087.17	30227.42	39262.31
	<b>Sales / Income from Operations</b>												
2	<b>SEGMENT RESULT - PROFIT / LOSS BEFORE TAX AND INTEREST FROM EACH SEGMENT</b>	-298.83	256.90	-326.72	183.52	437.02	-50.69	(298.83)	256.90	-326.72	183.52	437.02	-50.69
	a) Sugar	-20.14	19.21	105.31	121.81	810.95	702.07	-20.14	19.21	105.31	121.81	810.95	702.07
	b) Chemicals	18.79	-21.79	41.37	-21.29	162.9	587.54	18.79	-21.79	41.37	-21.29	162.9	587.54
	c) Power & Fuel	-	-	-	-	-	-	236.04	80.94	-25.27	346.78	526.34	689.42
	d) Engineering	83.06	121.52	72.61	300.59	251.02	332.07	85.02	120.48	73.33	300.95	253.57	336.71
	e) Others	-	-	-	-	-	-	-	-	-	-	-	-
	f) Unallocated	-217.12	375.84	-107.43	584.63	1661.89	1570.99	20.88	455.74	-131.98	931.77	2190.78	2265.06
	<b>Sub Total</b>	464.41	609.57	548.66	1718.58	1606.96	2148.91	468.97	625.85	555.19	1741.01	1636.92	2185.88
	Less: (1) Finance Cost	1686.36	336.12	-754.43	2422.27	-510.40	1150.98	1686.36	336.12	-754.43	2422.27	-510.40	1154.59
	(2) Other un-allocable expenditure net off unallocable Income	1221.95	945.69	-205.77	703.69	1096.56	3299.89	1217.39	961.97	-199.24	681.26	1126.52	3340.47
	<b>Sub Total</b>	1004.83	-569.85	98.34	1288.32	565.33	-1728.90	1238.27	-506.23	67.26	1613.03	1064.26	-1075.41
	<b>Total Profit Before Tax</b>	48.99	-55.79	-265.88	-98.65	-313.43	-613.83	107.25	39.52	-271.52	-17.02	-172.13	-449.32
	Tax	955.84	-514.06	364.22	1386.97	878.76	-1115.07	1131.02	-466.71	338.78	1630.05	1236.39	-626.09
	<b>Profit After Tax</b>												
3	<b>Segment Assets</b>	27006.11	31175.15	31464.31	27006.11	31464.31	41927.43	27006.11	31175.15	31464.31	27006.11	31464.31	41927.43
	a) Sugar	2469.78	2342.44	1966.28	2469.78	1966.28	2377.25	2469.78	2342.44	1966.28	2469.78	1966.28	2377.25
	b) Chemicals	1848.55	1796.46	2405.04	1848.55	2405.04	2214.22	1848.55	1796.46	2405.04	1848.55	2405.04	2214.22
	c) Power & Fuel	-	-	-	0	-	-	5699.96	5565.62	5285.27	5699.96	5285.27	5300.72
	d) Engineering	285.74	274.81	286.57	285.74	286.57	280.11	812.17	719.42	774.24	812.17	774.24	694.73
	e) Others	17782.20	15992.13	16990.28	17782.20	16990.28	15299.80	17497.20	15707.13	16705.28	17497.20	16705.28	15014.80
	f) Unallocated	49392.38	51580.99	53112.48	49392.38	53112.48	62098.81	55333.77	57306.22	58600.42	55333.77	58600.42	67529.15
	<b>Total</b>	14969.03	18274.79	17714.85	14969.03	17714.85	28867.18	14969.03	18274.79	17714.85	14969.03	17714.85	28867.18
	<b>Segment Liabilities</b>	284.67	237.26	264.56	284.67	264.56	242.40	284.67	237.26	264.56	284.67	264.56	242.40
	a) Sugar	73.86	80.92	55.05	73.86	55.05	34.74	73.86	80.92	55.05	73.86	55.05	34.74
	b) Chemicals	-	-	-	0	-	-	1853.05	1891.93	1,806.76	1853.05	1,806.76	1696.53
	c) Power & Fuel	-	-	-	0	-	-	62.68	66.54	73.35	62.68	73.35	35.48
	d) Engineering	61.77	86.32	72.45	61.77	72.45	7730.76	7541.06	7415.55	7839.63	7541.06	7839.63	7730.76
	e) Others	7541.06	7415.55	7839.63	7541.06	7839.63	7730.76	7541.06	7415.55	7839.63	7541.06	7839.63	7730.76
	f) Unallocated	22930.39	26074.84	25946.54	22930.39	25946.54	36910.41	24784.35	27966.99	27754.2	24784.347	27754.2	38607.09
	<b>Total</b>	12037.08	12900.36	13749.46	12037.08	13749.46	13060.25	12037.08	12900.36	13749.46	12037.08	13749.46	13060.25
4	<b>CAPITAL EMPLOYED (Segment Assets - Liabilities)</b>	2185.11	2105.18	1701.72	2185.11	1701.72	2134.85	2185.11	2105.18	1701.72	2185.11	1701.72	2134.85
	a) Sugar	1774.69	1715.54	2349.99	1774.69	2349.99	2179.48	1774.69	1715.54	2349.99	1774.69	2349.99	2179.48
	b) Chemicals	-	-	-	0.00	-	-	3846.91	3673.69	3478.51	3846.913	3478.51	3604.19
	c) Power & Fuel	-	-	-	-	-	-	749.49	652.88	700.89	749.49	700.89	659.25
	d) Engineering	223.97	208.49	214.12	223.97	214.12	244.78	749.49	652.88	700.89	749.49	700.89	7284.04
	e) Others	10241.14	8576.58	9150.65	10241.14	9150.65	7569.04	9956.14	8291.58	8865.65	9956.14	8865.65	7284.04
	f) Unallocated	26461.99	2506.15	27165.94	26461.99	27165.94	25188.40	30549.42	29339.23	30846.22	30549.423	30846.22	28922.06
	<b>Total Capital Employed in Segments</b>												

Note: The above statement has been prepared to the extent applicable, in accordance with the Companies (Indian Accounting Standards) Rules, 2015 (Ind AS) prescribed under section 133 of the Companies Act, 2013 and other recognised Accounting Practices and Policies adopted by the Company w.e.f. 01.04.2017.

- Sugar industry being a seasonal industry and of a predominantly cyclical nature, the above results can neither be construed as an indicator of the overall annual operations and profitability of the company nor for inter-period comparison between the quarters within a financial year.
- The above Unaudited Standalone and Consolidated Financial Results were reviewed by the Audit Committee and approved by the Board of Directors of the Company at its meeting held on 10<sup>th</sup> Feb' 2021.
- The Statutory Auditors of the Company have carried out a Limited Review of the above Unaudited Standalone and Consolidated Financial Results for the Quarter ended 31.12.2020 and their report were placed before the Board.

// BY ORDER OF THE BOARD //

  
IRMGARD VELAGAPUDI  
MANAGING DIRECTOR


Place: Chennai  
Date: 10.02.2021

**INDEPENDENT AUDITOR'S REVIEW REPORT TO THE BOARD OF DIRECTORS OF  
K.C.P SUGAR AND INDUSTRIES CORPORATION LIMITED**

1. We have reviewed the accompanying statement of unaudited standalone financial results of **K.C.P. SUGAR AND INDUSTRIES CORPORATION LIMITED** ('the Company') for the period and quarter ended 31<sup>st</sup>December 2020('the Statement'), being submitted by the Company pursuant to the requirement of Regulation 33 of the SEBI (Listing Obligations and Disclosure Requirements) Regulations, 2015. This Statement which is the responsibility of the Company's Management and has been approved by the Board of Directors. Our responsibility is to issue a report on these financial statements based on our review. The financial statement has been prepared in accordance with accounting principles generally accepted in India, including the Indian Accounting Standards (Ind AS) prescribed under section 133 of the Companies Act 2013 read with relevant rules issued thereunder.
2. We conducted our review of the Statement in accordance with the Standard on Review Engagements (SRE) 2410 "Review of Interim Financial Information Performed by the Independent Auditor of the Entity", issued by the Institute of Chartered Accountants of India. This standard requires that we plan and perform the review to obtain moderate assurance as to whether the financial statements are free of material misstatement. A review is limited primarily to inquiries of company personnel and analytical procedures applied to financial data and thus provides less assurance than an audit. We have not performed an audit and accordingly, we do not express an audit opinion.
3. *In respect of the company's Sugar unit, the incidental Co-generation unit attached to the Sugar unit and Research and Development unit, part of the expenses incurred towards staff costs and manufacturing expenses (included in other expenses) and depreciation have been recognized as such during the period and quarter ending 31 December 2020 only to the extent they are relatable to the production of sugar manufactured and electric energy generated during the said quarter. In the opinion of the Company's Management, the remaining expenses are relatable to the sugar to be produced and electric energy to be generated in the remaining period of the current sugar season and will be absorbed at the end of the last quarter. The expenses so deferred are as follows.*


Rupees in Lakhs.

i) Other Expenditure	1653.92
ii) Depreciation	196.49



4. *It has been explained to us by the Company's Management that, the Sugar Industry and the incidental co-generation activity being seasonal in nature and since the sugar season does not match with the Company's financial year, recognition of expenses strictly in the period in which they have been incurred would result in substantial distortion of the financial results in different quarters of the financial year. It is therefore, the consistent practice followed by the company, to identify such expenses incurred during the off-season that are relatable to the coming season, and to defer them and recognize them only in the season period.*
5. Based on our review conducted as explained in paragraph 2 above and after duly considering the practice of recognizing the expenses in the manner explained in paragraphs 3 and 4 above, nothing has come to our attention that causes us to believe that the accompanying statement of standalone unaudited financial results prepared in accordance with applicable accounting standards and other recognized accounting practices and policies has not disclosed the information required to be disclosed in terms of Regulation 33 of the SEBI (Listing Obligations and Disclosure Requirements) Regulations, 2015 including the manner in which it is to be disclosed, or that it contains any material misstatement.

For SURI & SIVA  
Chartered Accountants  
FRN: 004284S

  
G. Nimitha  
Partner  
M No 228942  
UDIN: 21228942AAAAAP3967  
Place: Chennai  
Date: 10th February 2021



**Independent Auditor's Review Report on consolidated unaudited quarterly financial results of the Company**

**(Pursuant to the Regulation 33 of the SEBI (Listing Obligations and Disclosure Requirements) Regulations, 2015)**

**TO THE BOARD OF DIRECTORS OF K.C.P. SUGAR AND INDUSTRIES CORPORATION LIMITED**

1. We have reviewed the accompanying Statement of Consolidated Unaudited Financial Results of **K.C.P Sugar and Industries Corporation Limited** ("the Parent") and its subsidiaries (the Parent and its subsidiaries together referred to as "the Group") for the period and quarter ended 31<sup>ST</sup> December 2020 ("the Statement"), being submitted by the Parent company pursuant to the requirement of Regulation 33 of the SEBI (Listing Obligations and Disclosure Requirements) Regulations, 2015, as amended.


2. This Statement, which is the responsibility of the Parent's Management and approved by the Parent's Board of Directors, has been prepared in accordance with the recognition and measurement principles laid down in Indian Accounting Standard 34 "Interim Financial Reporting" ("Ind AS 34"), prescribed under Section 133 of the Companies Act, 2013, and other accounting principles generally accepted in India. Our responsibility is to express a conclusion on the Statement based on our review.

3. We conducted our review of the Statement in accordance with the Standard on Review Engagements (SRE) 2410 "Review of Interim Financial Information Performed by the Independent Auditor of the Entity", issued by the Institute of Chartered Accountants of India. A review of interim financial information consists of making inquiries, primarily of persons responsible for financial and accounting matters, and applying analytical and other review procedures. A review is substantially less in scope than an audit conducted in accordance with Standards on Auditing and consequently does not enable us to obtain assurance that we would become aware of all significant matters that might be identified in an audit. Accordingly, we do not express an audit opinion.

We also performed procedures in accordance with the circular issued by the SEBI under Regulation 33 (8) of the SEBI (Listing Obligations and Disclosure Requirements) Regulations, 2015, as amended, to the extent applicable.

4. The Statement includes the results of the following entities:

- a) K.C.P. SUGAR AND INDUSTRIES CORPORATION LIMITED
- b) THE EIMCO-KCP LTD
- c) KCP Sugars Agricultural Research Farms Limited



5. In respect of the company's Sugar unit, the incidental Co-generation unit attached to the Sugar unit and Research and Development unit, part of the expenses incurred towards staff costs and manufacturing expenses (included in other expenses) and depreciation have been recognized as such during the period and quarter ending 31<sup>st</sup> December 2020 only to the extent they are relatable to the production of sugar manufactured and electric energy generated during the said period and quarter. In the opinion of the Company's Management, the remaining expenses are relatable to the sugar to be produced and electric energy to be generated in the remaining period of the current sugar season and will be absorbed at the end of the last quarter. The expenses so deferred are as follows.

	<u>Rupees in Lakhs.</u>
i) Other Expenditure	1653.92
ii) Depreciation	196.49

6. It has been explained to us by the Company's Management that, the Sugar Industry and the incidental co-generation activity being a seasonal in nature and since the sugar season does not match with the Company's financial year, recognition of expenses strictly in the period in which they have been incurred would result in substantial distortion of the financial results in different quarters of the financial year. It is therefore, the consistent practice followed by the company, to identify such expenses incurred during the off-season that are relatable to the coming season, and to defer them and recognize them only in the season period.

7. Based on our review conducted and procedures performed as stated in paragraph 3 above, and after duly considering the practice of recognizing the expenses in the manner explained in paragraphs 5 and 6 above, nothing has come to our attention that causes us to believe that the accompanying Statement, prepared in accordance with the recognition and measurement principles laid down in the aforesaid Indian Accounting Standard and other accounting principles generally accepted in India, has not disclosed the information required to be disclosed in terms of Regulation 33 of the SEBI (Listing Obligations and Disclosure Requirements) Regulations, 2015, as amended, including the manner in which it is to be disclosed, or that it contains any material misstatement.

For SURI & SIVA  
Chartered Accountants  
FRN: 004284S

G. Nimittha

Partner

M No 228942

UDIN: 21228942AAAAAQ6064

Place: Chennai

Date: 10th February 2021

