

Jai Corp Limited

Corporate Office: 12-B, Mittal Tower, B-Wing- 1st Floor, Free Press Journal Marg, Nariman Point, Mumbai- 400 021.

Tel: 91-22-6115 5300; **E-mail:** cs@jaicorpindia.com/

E-mail for investors: cs2@jaicorpindia.com

CIN: L17120MH1985PLC036500 website: www.jaicorpindia.com

November 11, 2021

**The Listing Centre,
BSE Limited,
Mumbai - 400 001.**

Kind attn.: Mr. Harshad Naik

Sub: Un-audited Financial Results & Limited Review Reports for the quarter and half year ended September 30, 2021.

Dear Sir / Madam,

The Company had submitted the un-audited standalone and consolidated financial results for the quarter and half year ended September 30, 2021 after the Board meeting held on November 02, 2021.

However, it has been brought to our Notice by the Exchange that the un-audited Standalone Segment Results are not visible in the .pdf file that was uploaded.

It appears to be a case of two pages overlapping during scanning inadvertently. The issue is deeply regretted.

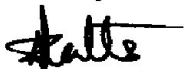
Hence, we are re-submitting the entire financial results along with the Limited Review Reports for the quarter and half year ended September 30, 2021.

Kindly acknowledge receipt.

Thanking you,

Yours faithfully

For Jai Corp Limited



Company Secretary

**The Manager, Listing Department,
National Stock Exchange of India Ltd.,
Mumbai- 400 051.**

Encl.: As Above.

JAI CORP LIMITED

Regd. Office: A-3, MIDC Industrial Area, Nanded - 431603, Maharashtra
CIN: L17120MH1985PLC036500 . Phone : (022) 6115 5300
Website: www.jaicorpindia.com . e-mail for investors: cs2@jaicorpindia.com

STATEMENT OF UNAUDITED STANDALONE FINANCIAL RESULTS FOR THE QUARTER AND HALF YEAR ENDED 30th SEPTEMBER, 2021

(Rs. in Lakh except per share data)

S. No	Particulars	QUARTER ENDED			HALF YEAR ENDED		YEAR ENDED
		30.09.2021	30.06.2021	30.09.2020	30.09.2021	30.09.2020	31.03.2021
		Unaudited	Unaudited	Unaudited	Unaudited	Unaudited	Audited
1	Income						
	(a) Revenue from Operations	18,640	18,588	11,821	37,228	21,529	46,894
	(b) Other Income	76	95	196	171	320	9,300
	Total Income	18,716	18,683	12,017	37,399	21,849	56,194
2	Expenses						
	(a) Cost of Materials Consumed	11,717	16,367	6,925	28,084	13,391	32,124
	(b) Purchases of Stock-in-trade	94	14	71	108	99	108
	(c) Changes in Inventories of Finished Goods, Work-in-Progress and Stock-in-Trade	2,059	(2,098)	545	(39)	711	(1,550)
	(d) Employee Benefit Expenses	1,115	1,120	957	2,235	2,209	4,317
	(e) Finance costs	64	178	397	242	874	1,563
	(f) Depreciation and Amortisation expenses	242	245	267	487	535	1,056
	(g) Other Expenses	1,549	1,415	1,319	2,964	2,719	6,068
	Total Expenses	16,840	17,241	10,481	34,081	20,538	43,686
3	Profit/(Loss) before exceptional items and tax (1-2)	1,876	1,442	1,536	3,318	1,311	12,508
4	Exceptional Items	-	-	-	-	-	-
5	Profit/(Loss) before tax from Continuing Operations(3-4)	1,876	1,442	1,536	3,318	1,311	12,508
6	Tax Expenses						
	(a) Current Tax	506	426	495	932	651	3,400
	(b) Deferred Tax	(14)	(79)	(57)	(93)	(337)	(456)
	(c) Income Tax of Earlier Years	-	-	-	-	-	(27)
7	Profit/(Loss) for the period/year from Continuing Operations(5-6)	1,384	1,095	1,098	2,479	997	9,591
8	Discontinuing Operations						
	Profit/(Loss) before tax from Discontinuing Operations	64	134	(58)	198	(146)	293
	Tax Expenses of Discontinuing Operations	16	34	(15)	50	(37)	23
	Profit/(Loss) for the period/year from Discontinuing Operations	48	100	(43)	148	(109)	270
9	Profit/(Loss) for the period/year (7+8)	1,432	1,195	1,055	2,627	888	9,861
10	Other Comprehensive Income (OCI)						
	(A) (i) Items that will not be reclassified to Profit and Loss:						
	(ii) Income tax effect on above	29	2	19	31	(99)	(65)
	(B) Items that will be reclassified to Profit and Loss	(3)	(5)	(4)	(8)	(9)	(18)
	Total Other Comprehensive Income	26	(3)	15	23	(108)	(83)
11	Total Comprehensive Income (after Tax) (9+10)	1,458	1,192	1,070	2,650	780	9,778
12	Paid-up Equity Share Capital (Face value of Re. 1/- each)	1,785	1,785	1,785	1,785	1,785	1,785
13	Other Equity excluding revaluation reserve	-	-	-	-	-	1,28,224
14	Earning per Share (Rs.) (* Not Annualised)						
	Basic & Diluted from Continuing Operations	0.77 *	0.61 *	0.62 *	1.39 *	0.56 *	5.37
	Basic & Diluted from Discontinuing Operations	0.03 *	0.06 *	(0.02) *	0.08 *	(0.06) *	0.15
	Basic & Diluted from Continuing and Discontinuing Operations	0.80 *	0.67 *	0.60 *	1.47 *	0.50 *	5.52

Notes to the financial results:

- The above results have been reviewed by the Audit Committee and approved by the Board of Directors at their meeting held on 2nd November, 2021. The Statutory Auditors of the Company have carried out a limited review of the above results.
- The Board of Directors at its meeting held on 29th June, 2020 has approved discontinuation of the operations of the Spinning Division of the Company in a phased manner. Management does not envisage any material financial impact on the Company's operations due to discontinuation of the above Unit. The same has been considered as discontinuing operations in the above results, as prescribed under Indian Accounting Standards (Ind As) 105 "Non-current Assets Held for Sale and Discontinued Operations". Results of discontinuing operations are as under:

(Rs. In Lakh)

S. No	Particulars	QUARTER ENDED			HALF YEAR ENDED		YEAR ENDED
		30.09.2021	30.06.2021	30.09.2020	30.09.2021	30.09.2020	31.03.2021
		Unaudited	Unaudited	Unaudited	Unaudited	Unaudited	Audited
1	Total Revenue	85	156	14	241	41	756
2	Total Expenses	21	22	72	43	187	463
3	Profit/(Loss) Before Exceptional Items (1-2)	64	134	(58)	198	(146)	293
4	Exceptional Items	-	-	-	-	-	-
5	Profit/(Loss) Before Tax (3-4)	64	134	(58)	198	(146)	293
6	Tax Expenses	16	34	(15)	50	(37)	23
7	Profit/(Loss) from Discontinuing Operations (5-6)	48	100	(43)	148	(109)	270



3 The figures for the previous period/year have been rearranged/regrouped wherever necessary to make them comparable.

For and on Behalf of the Board

Date :- 2nd November 2021
Place:- Mumbai


Gaurav Jain
Managing Director
(DIN 00077770)



JAI CORP LIMITED

Regd. Office: A-3, MIDC Industrial Area, Nanded - 431603, Maharashtra

CIN: L17120MH1985PLC036500 . Phone : (022) 6115 5300

Website: www.jaicorpindia.com . e-mail for investors: cs2@jaicorpindia.com

STANDALONE BALANCE SHEET AS AT 30TH SEPTEMBER , 2021


(Rs. in Lakh)		
Particulars	As at 30.09.2021 (Unaudited)	As at 31.03.2021 (Audited)
I. ASSETS		
1 Non-current assets		
(a) Property, plant and equipment	11,462	11,823
(b) Capital work-in-progress	151	65
(c) Investment property	1,727	1,743
(d) Intangible assets	3	4
(e) Financial assets		
(i) Investments	95,366	95,857
(ii) Others	374	364
(f) Non-current tax assets (net)	1,008	917
(g) Other non-current assets	11,372	11,389
Total Non-Current assets	1,21,463	1,22,162
2 Current assets		
(a) Inventories	8,157	10,102
(b) Financial assets		
(i) Investments	1,302	-
(ii) Trade receivables	6,289	5,893
(iii) Cash and Cash Equivalents	33	1,007
(iv) Bank Balances other than (iii) above	46	347
(v) Others	473	449
(c) Other current assets	1,388	1,620
(d) Assets classified as held for sale	855	1,157
Total Current assets	18,543	20,575
TOTAL ASSETS	1,40,006	1,42,737
II. EQUITY AND LIABILITIES		
Equity		
(a) Share capital	1,785	1,785
(b) Other equity	1,30,723	1,28,224
	1,32,508	1,30,009
Liabilities		
1 Non-current liabilities		
(a) Financial liabilities		
(i) Borrowings	-	-
(b) Deferred tax liabilities (net)	1,671	1,711
	1,671	1,711
2 Current liabilities		
(a) Financial liabilities		
(i) Borrowings	3,051	9,187
(ii) Trade payables		
a) Total Outstanding dues of Micro and Small Enterprises		
	5	18
b) Others	1,478	395
(iii) Other financial liabilities	1,042	1,154
(b) Other current liabilities	147	151
(c) Provisions	104	112
	5,827	11,017
TOTAL EQUITY AND LIABILITIES	1,40,006	1,42,737



Date :- 2nd November, 2021

Place:- Mumbai

For and on Behalf of the Board


Gaurav Jain
 Managing Director
 (CIN 00077770)

JAI CORP LIMITED


Regd. Office: A-3, MIDC Industrial Area, Nanded - 431603, Maharashtra

CIN: L17120MH1985PLC036500 . Phone : (022) 6115 5300

Website: www.jaicorpindia.com . e-mail for investors: cs2@jaicorpindia.com

STANDALONE CASH FLOW STATEMENT FOR THE PERIOD ENDED 30 TH SEPTEMBER, 2021		(Rs. In Lakh)	
Particulars	For the period ended 30 th Sept 2021 (Unaudited)	For the period ended 30 th Sept 2020 (Unaudited)	
A. CASH FLOW FROM OPERATING ACTIVITIES			
Net Profit before tax as per Statement of Profit and Loss (Continuing Operations)	3,318	1,311	
Net Profit / (Loss) before tax as per Statement of Profit and Loss (Discontinuing Operations)	198	(146)	
Adjusted for :			
Depreciation and Amortization Expense	491	580	
Net (gain)/loss on foreign currency transaction	(4)	(1)	
Sundry Balances Written Off/ (Written Back) (Net)	2	(14)	
(Profit)/Loss on sale/discarding of PPE (Net)	(305)	(78)	
Gains on sales of Investments (Net)	(39)	(93)	
Finance Costs	242	874	
Interest Income	(5)	(9)	
Fair value changes (net) on financial assets classified as fair value through profit and loss	5	208	
	387	1,466	
Operating Profit before Working Capital Changes	3,903	2,631	
Adjusted for :			
Trade & Other Receivables	(299)	944	
Inventories	1,944	641	
Trade and Other Payables	998	44	
Cash generated from operations	6,546	4,260	
Direct taxes paid (Net)	(927)	(597)	
Net Cash From Operating Activities	5,619	3,662	
B. CASH FLOW FROM INVESTING ACTIVITIES			
Purchase of PPE	(232)	(303)	
Sale of PPE	638	216	
Purchase of Investments including share application money			
- Subsidiaries	(15)	-	
- Others	(27,809)	(18,546)	
Reduction / Sale of Investments			
- Subsidiaries	500	18	
- Others	26,545	19,511	
Interest Income	5	9	
Net Cash From Investing Activities	(368)	905	
C. CASH FLOW FROM FINANCING ACTIVITIES			
Redemption of Preference Shares	(6,529)	(4,738)	
Fixed Deposits/Margin Money with Banks and Government Authorities (Net)	304	(1)	
Finance Costs Paid	-	(0)	
Net Cash (used in) Financing Activities	(6,225)	(4,739)	
Net Decrease in Cash and Cash Equivalents (A+B+C)	(974)	(171)	
Opening Balance of Cash and Cash Equivalents	1,007	302	
Effect of exchange rate on Cash and Cash Equivalents	-	-	
Balance of Cash and Cash Equivalents	33	131	
Closing balance of Cash and Cash Equivalents	33	131	
Components of Cash and Cash Equivalents:			
Balances with Banks in Current Accounts	33	131	
Cash on Hand	0	0	

For and on behalf of the Board of Directors


 Gaurav Jair
 Managing Director
 (DIN 00077770)

Place : Mumbai
Date : 02nd November , 2021



JAI CORP LIMITED

Regd. Office: A-3, MIDC Industrial Area, Nanded - 431603, Maharashtra

CIN: L17120MH1985PLC036500 . Phone : (022) 6115 5300

Website: www.jaicorpindia.com . e-mail for investors: cs2@jaicorpindia.com

UNAUDITED STANDALONE SEGMENTWISE REVENUE, RESULTS AND SEGMENT INFORMATION FOR THE QUARTER AND HALF YEAR ENDED 30TH SEPTEMBER, 2021

(Rs. In Lakh)

Particulars	QUARTER ENDED			HALF YEAR ENDED		YEAR ENDED
	30.09.2021	30.06.2021	30.09.2020	30.09.2021	30.09.2020	31.03.2021
	Unaudited	Unaudited	Unaudited	Unaudited	Unaudited	Audited
1 SEGMENT REVENUE						
Steel	2,735	3,917	388	6,652	651	839
Plastic Processing	15,904	14,671	11,433	30,575	20,878	46,055
Spinning *	3	8	12	11	38	136
Total Segment Revenue	18,642	18,596	11,833	37,238	21,567	47,030
Less: Inter Segment Revenue	-	-	-	-	-	-
Net Sales/Income from Operations	18,642	18,596	11,833	37,238	21,567	47,030
2 SEGMENT RESULTS						
Steel	(46)	159	97	113	162	55
Plastic Processing	2,021	1,507	1,896	3,528	2,301	14,366
Spinning *	64	134	(58)	198	(146)	293
Total Segment Results (Before interest and Tax)	2,039	1,800	1,935	3,839	2,317	14,714
Less: Finance Cost	64	178	397	242	874	1,563
Add: Other unallocable Expenditure net off unallocable income	(35)	(46)	(60)	(81)	(278)	(350)
Total Profit before tax	1,940	1,576	1,478	3,516	1,165	12,801
3 SEGMENT ASSETS						
Steel	1,872	4,972	1,928	1,872	1,928	1,492
Plastic Processing	26,149	23,444	25,003	26,149	25,003	29,098
Spinning *	494	570	1,737	494	1,737	675
Unallocated	1,11,490	1,12,336	1,15,723	1,11,490	1,15,723	1,11,472
Total Segment Assets	1,40,005	1,41,322	1,44,391	1,40,005	1,44,391	1,42,737
SEGMENT LIABILITIES						
Steel	632	3,534	202	632	202	143
Plastic Processing	1,993	1,925	1,398	1,993	1,398	1,519
Spinning *	23	14	49	23	49	29
Unallocated	4,850	4,798	20,958	4,850	20,958	11,037
Total Segment Liabilities	7,498	10,271	22,607	7,498	22,607	12,728


* Considered as Discontinuing Operations

Notes to Standalone Segment Information:

As per Indian Accounting Standard 108 'Operating Segment' (Ind-AS 108) the Company has reported "Segment Information", as described below:-

- The **Steel** Segment includes production, processing and trading of Galvanised steel product.
- The **Plastic Processing** Segment includes production of Woven Sacks/Fabric, Jumbo Bags, Staple Fibre and Geotextiles.
- The **Spinning** Segment includes sales of Spun Yarn.
- Other Investments/Assets and Income from the same are considered under "**Un-allocable**".
- Figures in respect of the corresponding previous period/year have been rearranged / regrouped wherever necessary to make them comparable.

For and on Behalf of the Board


Gaurav Jain
 Managing Director
 DIN 00077770

Date :- 2nd November 2021

Place:- Mumbai



D T S & Associates LLP

Chartered Accountants

Independent Auditor's Review Report on Unaudited Standalone Financial Results of the Company Pursuant to the Regulations 33 of the SEBI (Listing Obligations and Disclosure Requirements) Regulations, 2015 as amended

To,
The Board of Directors
Jai Corp Limited

1. We have reviewed the accompanying statement of Unaudited Standalone Financial Results of **Jai Corp Limited** ("the Company") for the quarter and half year ended 30th September, 2021, ("the statement"), attached herewith, being submitted by the Company pursuant to the requirement of Regulation 33 of the SEBI (Listing Obligations and Disclosure Requirements) Regulations, 2015 ("the Regulation"), as amended.
2. This statement is the responsibility of the Company's Management and approved by the Board of Directors, has been prepared in accordance with the recognition and measurement principles laid down in Indian Accounting Standard 34, Interim Financial Reporting (Ind AS 34) as prescribed under section 133 of the Companies Act, 2013 read with relevant rules issued thereunder and other accounting principles generally accepted in India. Our responsibility is to issue a report on the statement based on our review.
3. We conducted our review of the statement in accordance with the Standard on Review Engagement (SRE) 2410, 'Review of Interim Financial Information Performed by the Independent Auditor of the Entity' issued by the Institute of Chartered Accountants of India. This standard requires that we plan and perform the review to obtain moderate assurance as to whether the statements are free of material misstatement. A review is limited primarily to inquiries of Company personnel and analytical procedures applied to financial data and thus provides less assurance than an audit. We have not performed an audit and accordingly, we do not express an audit opinion.
4. Based on our review conducted as stated in paragraph 3 above, nothing has come to our attention that causes us to believe that the accompanying unaudited standalone financial results, prepared in accordance with the recognition and measurement principles laid down in the applicable Indian Accounting Standards prescribed under section 133 of the Companies Act, 2013 read with relevant rules issued thereunder and other accounting practices and policies generally accepted in India, has not disclosed the information required to be disclosed in terms of Regulation 33 of the SEBI (Listing Obligations and Disclosure Requirements) Regulations, 2015, as amended, including the manner in which it is to be disclosed, or that it contains any material misstatement.

For **D T S & Associates LLP**
Chartered Accountants
Registration No. 142412W/W100595

Parimal Kumar Jha

Parimal Kumar Jha
Partner
Membership No. 124262
UDIN: 21124262AAAAAL6250



Place: Mumbai
Date: 2nd November, 2021

REGD. OFFICE: SUIT#1306-1307, LODHA SUPREMUS, SENAPATI BAPAT MARG, LOWER PAREL, MUMBAI - 400 013.
PHONE: +91 22 4945 4050 FAX: +91 22 4945 4010

CORP. OFFICE: 1105, RAHEJA CENTRE, FREE PRESS JOURNAL MARG, NARIMAN POINT, MUMBAI - 400 021.
PHONE: +91 22 4973 2396 WEB: www.dtsa.in

JAI CORP LIMITED

Regd. Office: A-3, MIDC Industrial Area, Nanded - 431603, Maharashtra

CIN: L17120MH1985PLC036500 . Phone : (022) 6115 5300

Website: www.jaicorpindia.com . e-mail for investors: cs2@jaicorpindia.com

STATEMENT OF UNAUDITED CONSOLIDATED FINANCIAL RESULTS FOR THE QUARTER AND HALF YEAR ENDED 30th SEPTEMBER, 2021

		(Rs. in Lakh except per share data)					
S. No.	Particulars	QUARTER ENDED			HALF YEAR ENDED		YEAR ENDED
		30.09.2021	30.06.2021	30.09.2020	30.09.2021	30.09.2020	31.03.2021
		Unaudited	Unaudited	Unaudited	Unaudited	Unaudited	Audited
1	Income						
	(a) Revenue from Operations	18,733	18,612	11,850	37,345	21,586	47,151
	(b) Other Income	315	481	677	796	1,098	10,884
	Total Income	19,048	19,093	12,527	38,141	22,684	58,035
2	Expenses						
	(a) Cost of Materials Consumed	11,717	16,367	6,925	28,084	13,391	32,124
	(b) Purchases of Stock-in-trade	94	14	71	108	99	108
	(c) Changes in Inventories of Finished Goods, Work-in-Progress and Stock-in-Trade	2,099	(2,099)	541	-	686	(1,515)
	(d) Employee Benefit Expenses	1,309	1,330	1,154	2,639	2,603	5,128
	(e) Finance costs	64	178	397	242	874	1,565
	(f) Depreciation and Amortisation expenses	329	331	349	660	705	1,396
	(g) Other Expenses	1,802	1,613	1,703	3,415	3,220	6,490
	Total Expenses	17,414	17,734	11,140	35,148	21,578	45,296
	Profit / (Loss) before exceptional items and tax from Continuing Operations (1-2)	1,634	1,359	1,387	2,993	1,106	12,739
3	Share of Profit/(loss) in associates	41	75	66	116	(39)	12
4	Profit / (Loss) before exceptional items and tax from Continuing Operations (3+4)	1,675	1,434	1,453	3,109	1,067	12,751
5	Exceptional Items	-	-	-	-	-	-
6	Profit / (Loss) before tax from Continuing Operations(5-6)	1,675	1,434	1,453	3,109	1,067	12,751
7	Tax Expenses						
	(a) Current Tax	521	433	497	954	658	3,434
	(b) Deferred Tax	(66)	(57)	(89)	(123)	(339)	(410)
	(c) Income Tax of earlier years	-	-	-	-	(6)	721
8	Profit / (Loss) for the period/year from Continuing Operations (7-8)	1,220	1,058	1,045	2,278	754	9,006
9	Discontinuing Operations						
	Profit/(Loss) before tax from Discontinuing Operations	64	134	(58)	198	(146)	293
	Tax Expenses of Discontinuing Operations	16	34	(15)	50	(37)	23
	Profit/(Loss) for the period/year from Discontinuing Operations	48	100	(43)	148	(109)	270
10	Profit / (Loss) for the period/year (9+10)	1,268	1,158	1,002	2,426	645	9,276
11	Other Comprehensive Income (OCI)						
	(A) (i) Items that will not be reclassified to Profit and Loss:						
	(ii) Income tax effect on above	288	258	117	546	240	556
	(B) (i) Items that will be reclassified to Profit and Loss:	(31)	(33)	(15)	(64)	(46)	(88)
	(ii) Income tax on above	(28)	67	(225)	39	(232)	(327)
	(C) Share of Other Comprehensive Income in associates	(6)	16	1	10	4	7
	Total Other Comprehensive Income	223	308	(122)	531	(34)	148
12	Total Comprehensive Income (after Tax) (11+12)	1,491	1,466	880	2,957	611	9,424
13	Net Profit/ (Loss) attributable to:						
	Owners of the Company	1,268	1,156	1,002	2,424	638	9,259
	Non-controlling interest	-	2	-	2	7	17
14	Other Comprehensive Income attributable to:						
	Owners of the Company	223	308	(122)	531	(34)	148
	Non-controlling interest	-	-	-	-	-	-
15	Total Comprehensive Income attributable to:						
	Owners of the Company	1,491	1,464	880	2,955	604	9,407
	Non-controlling interest	-	2	-	2	7	17
16	Paid-up Equity Share Capital (Face value of Re. 1/- each)	1,785	1,785	1,785	1,785	1,785	1,785
17	Other Equity excluding revaluation reserve						1,37,690
18	Earning per Share (Rs.) (* Not Annualised)						
	Basic & Diluted from Continuing Operations	0.68 *	0.59 *	0.59 *	1.28 *	0.42 *	5.05
	Basic & Diluted from Discontinuing Operations	0.03 *	0.06 *	(0.02) *	0.08 *	(0.05) *	0.15
	Basic & Diluted from Continuing and Discontinuing Operations	0.71 *	0.65 *	0.57 *	1.36 *	0.37 *	5.20



Notes to the financial results:

- 1 The above results have been reviewed by the Audit Committee and approved by the Board of Directors at their meeting held on 2nd November, 2021. The Statutory Auditors of the Company have carried out a limited review of the above results.
- 2 The consolidated financial results also include the Group's share of net profit/(Loss) after tax of Rs. 42 Lakh & Rs. 119 Lakh and total comprehensive income of Rs. 36 Lakh & Rs. 129 Lakh for the quarter and half year ended 30th September, 2021 respectively, as considered in the unaudited consolidated financial results in respect of an associate, whose financial statements have not been reviewed by their auditor. Auditors of the Company have drawn qualification in their report in respect of said matter during the quarter and in earlier periods.
- 3 (i) Interest accrued and due of Rs. 2147 Lakh on Inter company deposits , given by one of the subsidiaries of the Company in earlier years, which are overdue for substantial period of time and in respect of which the subsidiary has initiated legal proceedings. Management of the subsidiary company is of the view that the above receivables are good for recovery in view of value of the assets of the parties and commitment from the promoter of those parties and hence no provision for impairment is required against the above receivables. The subsidiary company continues its efforts to recover these receivables. The same has been qualified by the Auditors in their report on the consolidated results and was also qualified by the auditors in their reports on the consolidated financial statements and results for the earlier year/quarters.
- (ii) Inter company deposits of Rs. 1106 Lakh , given by one of the subsidiaries of the Company , which is overdue for substantial period of time and the subsidiary company has initiated legal proceedings against the party. In view of value of the assets of the party, the subsidiary company is of the view that the entire outstanding amount is recoverable and no provision for doubtful advances is necessary. The same has been qualified by the Auditors in their report on the consolidated results and was also qualified by the auditors in their reports on the consolidated financial statements for the year ended 31st March, 2021 and results for the quarter ended 30th June, 2021 .
- 4 The Board of Directors at its meeting held on 29th June, 2020 has approved discontinuation of the operations of the Spinning Division of the Group in a phased manner. Management does not envisage any material financial impact on the Group's operations due to discontinuation of the above Unit. The same has been considered as discontinuing operations in the above results, as prescribed under Indian Accounting Standards (Ind As) 105 "Non-current Assets Held for Sale and Discontinued Operations". Results of discontinuing operations are as under:

S. No.	Particulars	QUARTER ENDED			HALF YEAR ENDED		YEAR ENDED
		30.09.2021	30.06.2021	30.09.2020	30.09.2021	30.09.2020	31.03.2021
		Unaudited	Unaudited	Unaudited	Unaudited	Unaudited	Audited
1	Total Revenue	85	156	14	241	41	756
2	Total Expenses	21	22	72	43	187	463
3	Profit/(Loss) Before Exceptional Items (1-2)	64	134	(58)	198	(146)	293
4	Exceptional Items	-	-	-	-	-	-
5	Profit/(Loss) Before Tax (3-4)	64	134	(58)	198	(146)	293
6	Tax Expenses	16	34	(15)	50	(37)	23
7	Profit/(Loss) from Discontinuing Operations (5-6)	48	100	(43)	148	(109)	270

- 5 The figures for the corresponding previous period/year have been rearranged/regrouped wherever considered necessary to make them comparable.

For and on Behalf of the Board

Gaurav Jain
Gaurav Jain
Managing Director
(DIN 00077770)

Date :- 2nd November, 2021
Place:- Mumbai



JAI CORP LIMITED

Regd. Office: A-3, MIDC Industrial Area, Nanded - 431603, Maharashtra


CIN: L17120MH1985PLC036500 . Phone : (022) 6115 5300

Website: www.jaicorpindia.com . e-mail for investors: cs2@jaicorpindia.com

CONSOLIDATED BALANCE SHEET AS AT 30th SEPTEMBER, 2021

(Rs. in Lakh)		
Particulars	As at 30 th Sept 2021 Unaudited	As at 31 st March 2021 Audited
I. ASSETS		
1 Non-current assets		
(a) Property, plant and equipment	11,550	11,874
(b) Capital work-in-progress	151	64
(c) Investment properties	10,180	10,275
(d) Goodwill on consolidation	856	856
(e) Intangible assets	4	5
(f) Financial assets		
(i) Investments		
Investments - Associates	34,904	34,778
Investments - Others	32,413	30,839
(ii) Loans	15	16
(iii) Other non-current financial assets	374	365
(g) Deferred tax assets (Net)	1,881	1,917
(h) Non-current tax assets (Net)	3,192	3,089
(i) Other non-current assets	11,651	11,711
	1,07,171	1,05,789
2 Current assets		
(a) Inventories	22,654	24,637
(b) Financial assets		
(i) Investments	3,695	4,275
(ii) Trade receivables	6,428	6,059
(iii) Cash and Cash Equivalents	185	1,160
(iv) Bank Balances other than (iii) above	46	347
(v) Loans	5,740	5,497
(vi) Other current financial assets	1,036	1,146
(c) Other current assets	5,532	5,762
(d) Assets classified as held for sale	855	1,157
	46,171	50,040
TOTAL ASSETS	1,53,342	1,55,829
II. EQUITY AND LIABILITIES		
Equity		
(a) Equity share capital	1,785	1,785
(b) Other equity	1,40,495	1,37,690
Total Equity attributable to equity holders of the Company	1,42,280	1,39,475
Non-controlling interest	2,666	2,779
	1,44,946	1,42,254
Liabilities		
1 Non-current liabilities		
(a) Financial liabilities		
(i) Borrowings	-	-
(ii) Other financial liabilities	38	26
(b) Provisions	107	107
(c) Deferred tax liabilities (Net)	1,689	1,738
(d) Other Non-current liabilities	3	3
	1,837	1,874
2 Current liabilities		
(a) Financial liabilities		
(i) Borrowings	3,051	9,187
(ii) Trade payables		
(a) Total Outstanding dues of Micro and Small Enterprises		
	5	18
(b) Others	1,537	447
(iii) Other financial liabilities	1,244	1,322
(b) Other current liabilities	311	333
(c) Provisions	397	392
(d) Current tax liabilities (Net)	14	2
	6,559	11,701
TOTAL EQUITY AND LIABILITIES	1,53,342	1,55,829

For and on Behalf of the Board


Gaurav Jain
 Managing Director
 (DIN 00077770)



Date :- 2nd November, 2021
 Place :- Mumbai

JAI CORP LIMITED

Regd. Office: A-3, MIDC Industrial Area, Nanded - 431603, Maharashtra

CIN: L17120MH1985PLC036500 . Phone : (022) 6115 5300

Website: www.jaicorpindia.com . e-mail for investors: cs2@jaicorpindia.com


CONSOLIDATED CASH FLOW STATEMENT FOR THE PERIOD ENDED 30TH SEPTEMBER, 2021

(Rs.in Lakh)		
Particulars	For the period ended 30 th Sept 2021 (Unaudited)	For the period ended 30 th Sept 2020 (Unaudited)
A. CASH FLOW FROM OPERATING ACTIVITIES		
Net Profit before tax as per Statement of Profit and Loss (Continuing Operations)	3,110	1,067
Net Profit / (Loss) before tax as per Statement of Profit and Loss (Discontinuing Operations)	198	(146)
Adjusted for :		
Depreciation and Amortisation Expense	663	749
Share of (Profit)/Loss in Associates	(116)	39
Net Profit on foreign currency transaction and translation*	(44)	(41)
Profit on sale of investments (Net)	(50)	(100)
(Profit)/Loss on sale/discarding of PPE (Net)	(305)	(78)
Fair value changes (Net) on financial assets classified as fair value through profit and loss	(6)	185
Finance Costs	242	874
Sundry Balances Written Back (Net)	-	(14)
Interest Income	(222)	(360)
Dividend Income	(6)	(3)
	<u>156</u>	<u>1,253</u>
Operating Profit before Working Capital Changes	<u>3,464</u>	<u>2,174</u>
Adjusted for :		
Trade & Other Receivables	(151)	982
Inventories	1,983	616
Trade and Other Payables	1,047	63
Cash generated from operations	<u>6,343</u>	<u>3,835</u>
Direct taxes paid (Net)	<u>(949)</u>	<u>(578)</u>
Net Cash From Operating Activities	<u>5,394</u>	<u>3,256</u>
B. CASH FLOW FROM INVESTING ACTIVITIES		
Purchase of PPE	(234)	(304)
Sale of PPE	638	216
Purchase of investments	(32,344)	(18,927)
Sale of Investments	31,920	20,191
Movement in Loans (Net)	(750)	-
Interest Income	734	246
Dividend Income	6	3
Net Cash From/(Used in) Investing Activities	<u>(30)</u>	<u>1,426</u>
C. CASH FLOW FROM FINANCING ACTIVITIES		
Redemption of Preference Share Capital including Securities Premium	(6,529)	(4,738)
Repayment to Non-Controlling Interest	(114)	(102)
Fixed Deposits/Margin Money with Banks and Government Authorities (Net)	304	(1)
Finance costs paid	-	(1)
Net Cash (used in) Financing Activities	<u>(6,339)</u>	<u>(4,841)</u>
Net Decrease in Cash and Cash Equivalents (A+B+C)	<u>(975)</u>	<u>(159)</u>
Opening Balance of Cash and Cash Equivalents	1,160	447
Effect of exchange rate on Cash and Cash Equivalents	-	-
Balance of Cash and Cash Equivalents	185	288
Closing balance of Cash and Cash Equivalents	<u>185</u>	<u>288</u>
Components of Cash and Cash Equivalents:		
Balances with Banks in Current Accounts	185	288
Cash on Hand	0	0

* includes on account of translation of foreign subsidiary.

For and on behalf of the Board of Directors

Place : Mumbai
Date : 2nd November , 2021


 Anurav Jain
 Managing Director
 CIN 00077770



JAI CORP LIMITED

Regd. Office: A-3, MIDC Industrial Area, Nanded - 431603, Maharashtra

CIN: L17120MH1985PLC036500 . Phone : (022) 6115 5300

Website: www.jaicorpindia.com . e-mail for investors: cs2@jaicorpindia.com

UNAUDITED CONSOLIDATED SEGMENTWISE REVENUE, RESULTS AND SEGMENT INFORMATION FOR THE QUARTER AND HALF YEAR ENDED 30 th SEPTEMBER, 2021						
Particulars	(Rs. in Lakh)					
	QUARTER ENDED			HALF YEAR ENDED		YEAR ENDED
	30.09.2021	30.06.2021	30.09.2020	30.09.2021	30.09.2020	31.03.2021
	Unaudited	Unaudited	Unaudited	Unaudited	Unaudited	Audited
1 SEGMENT REVENUE						
Steel	2,735	3,917	388	6,652	651	839
Plastic Processing	15,904	14,671	11,433	30,575	20,878	46,055
Spinning*	3	8	12	11	38	136
Asset Management Activity	-	-	-	-	-	-
Real Estate	95	23	30	118	57	257
Others	-	-	-	-	-	-
Total Segment Revenue	18,737	18,619	11,863	37,356	21,624	47,287
Less: Inter Segment Revenue	-	-	-	-	-	-
Net Sales/Income from Operations	18,737	18,619	11,863	37,356	21,624	47,287
2 SEGMENT RESULTS						
Steel	(46)	159	97	113	162	55
Plastic Processing	2,021	1,507	1,896	3,528	2,301	14,366
Spinning*	64	134	(58)	198	(146)	293
Asset Management Activity	(236)	(87)	(150)	(322)	(242)	(128)
Real Estate	(5)	3	(0)	(1)	36	156
Others	(0)	(0)	-	(0)	-	(0)
Total Segment Results (Before interest and Tax)	1,797	1,717	1,786	3,515	2,111	14,742
Less: Finance Cost	64	178	397	242	874	1,565
Add: Other unallocable Expenditure net off unallocable income	(35)	(46)	(60)	(81)	(278)	(145)
Add:- Share of Profit / (loss) in associates	41	75	(66)	116	39	(12)
Total Profit / (Loss) before tax	1,739	1,568	1,395	3,308	921	13,044
3 SEGMENT ASSETS						
Steel	1,872	4,972	1,928	1,872	1,928	1,492
Plastic Processing	26,149	23,444	25,003	26,149	25,003	29,098
Spinning*	494	570	1,737	494	1,737	675
Asset Management Activity	12,868	12,789	12,399	12,868	12,399	12,657
Real Estate	39,827	39,932	40,823	39,827	40,823	39,958
Others	69	69	71	69	71	70
Unallocated	72,063	72,827	76,039	72,063	76,039	71,880
Total Segment Assets	1,53,342	1,54,604	1,58,001	1,53,342	1,58,001	1,55,829
SEGMENT LIABILITIES						
Steel	632	3,534	202	632	202	143
Plastic Processing	1,993	1,925	1,398	1,993	1,398	1,519
Spinning*	23	14	49	23	49	29
Asset Management Activity	525	472	515	525	515	457
Real Estate	3,038	3,074	3,432	3,038	3,432	3,168
Others	1	1	2	1	2	1
Unallocated	4,850	4,798	20,958	4,850	20,958	11,037
Total Segment Liabilities	11,062	13,817	26,555	11,062	26,555	16,354

* Considered as Discontinuing Operations

Notes to Consolidated Segment Information:

1 As per Indian Accounting Standard 108 'Operating Segment' (Ind-AS 108) the Company has reported "Segment Information" , as described below:-

- a) The **Steel** Segment includes production, processing and trading of Galvanised steel product.
 - b) The **Plastic Processing** Segment includes production of Woven Sacks/Fabric, Jumbo Bags, Staple Fibre and Geotextiles.
 - c) The **Spinning** Segment includes sales of Spun Yam.
 - d) The **Asset Management activity** Segment includes Investment Advisory Services.
 - e) The **Real Estate** Segment includes development of Land and Buildings.
 - f) The business segment not separately reportable have been grouped under "Others" segment.
 - g) Other Investments/Assets and Income from the same are considered under "Un-allocable".
- 2 Figures in respect of the previous year have been rearranged / regrouped wherever necessary to make them comparable.



Date :- 2nd November, 2021
Place:- Mumbai

For and on Behalf of the Board

Gaurav Jain
Managing Director
(DIN 00077770)

D T S & Associates LLP

Chartered Accountants

Independent Auditor's Review Report on Quarterly and Year to date Unaudited Consolidated Financial Results of the Company Pursuant to the Regulation 33 of the SEBI (Listing Obligations and Disclosure Requirements) Regulations, 2015, as amended.

To,
**The Board of Directors of
Jai Corp Limited**

1. We have reviewed the accompanying statement of Unaudited Consolidated Financial Results of **Jai Corp Limited** ("the Parent") and its Subsidiaries (the parent and its subsidiaries together refer to as "the Group"), its associates for the quarter ended September 30, 2021 and year to date April 1, 2021 to September 30, 2021 (the "Statement") attached herewith, being submitted by the Parent Company pursuant to the requirements of Regulation 33 of the SEBI (Listing Obligations and Disclosure Requirements) Regulations, 2015, as amended (the "Listing Regulations").
2. This statement, which is the responsibility of the parent's management and approved by the Parent's Board of Directors, has been prepared in accordance with the recognition and measurement principles laid down in Indian Accounting Standard 34, Interim Financial Reporting (Ind AS 34) as prescribed under Section 133 of the Companies Act, 2013 read with relevant rules issued thereunder and other accounting principles generally accepted in India. Our responsibility is to express a conclusion on the statement based on our review.
3. We conducted our review of the statement in accordance with the Standard on Review Engagement (SRE) 2410, "*Review of Interim Financial Information Performed by the Independent Auditor of the Entity*" issued by the Institute of Chartered Accountants of India. This standard requires that we plan and perform the review to obtain moderate assurance as to whether the Statement is free of material misstatement. A review of interim financial information consists of making enquiries, primarily of persons responsible for financial and accounting matters, and applying analytical and other review procedures. A review is substantially less in scope than an audit conducted in accordance with Standards on Auditing and consequently does not enable us to obtain assurance that we would become aware of all significant matters that might be identified in an audit. Accordingly, we do not express an audit opinion.

We also performed procedures in accordance with the circular issued by the SEBI under Regulation 33 (8) of the SEBI (Listing Obligations and Disclosure Requirements) Regulations, 2015, as amended, to the extent applicable.



REGD. OFFICE: SUIT#1306-1307, LODHA SUPREMUS, SENAPATI BAPAT MARG, LOWER PAREL, MUMBAI - 400 013.
PHONE: +91 22 4945 4050 FAX: +91 22 4945 4010

CORP. OFFICE: 1105, RAHEJA CENTRE, FREE PRESS JOURNAL MARG, NARIMAN POINT, MUMBAI - 400 021.
PHONE: +91 22 4973 2396 WEB: www.dtsa.in

4. The statement includes the results of the following entities:-

List of subsidiaries:

Ashoka Realty and Developers Limited, Belle Terre Realty Limited, Ekdant Realty and Developers Limited, Hari Darshan Realty Limited, Hill Rock Construction Limited, Hind Agri Properties Limited, Iconic Realtors Limited, Jailaxmi Realty and Developers Limited, Krupa Land Limited, Krupa Realtors Limited, Multifaced Impex Limited, Novelty Realty and Developers Limited, Oasis Holding FZC, Rainbow Infraprojects Limited, Rudradev Developers Limited, Swar Land Developers Limited, Swastik Land Developers Limited, UI Wealth Advisors Private Limited, Urban Infrastructures Trustees Limited, Urban Infrastructures Venture Capital Limited, Vasant Bahar Realty Limited, Welldone Real Estate Limited, Yug Developers Limited and Jai Corp Welfare Foundation.

List of Associate:

Searock Developers FZC and Urban Infrastructure Holding Private Limited.

5. **Basis for Qualified conclusion**

- (i) *We Draw attention to Note No 3(i) & (ii) to the consolidated financial results regarding Intercorporate deposits given by one of the Company's Subsidiary and interest accrued & due aggregating to Rs 3253 Lakh, which is overdue for substantial period of time, where subsidiary of the company has initiated legal proceedings against the said recoverable and Management of that Subsidiary have Considered the said amount as good for recovery and no provisions for Doubtful debts have been considered necessary, for the reasons stated therein. The matter described above has uncertainties related to the outcome of the legal proceedings and therefore Auditors of the Subsidiary Company are unable to express an opinion on the ability of the Subsidiary Company to recover the outstanding amount and possible impacts on the financial results of the subsidiary Company and Consolidated Financial Results of the Company.*
- (ii) *The statement also include the Group's share of net profit/ (loss) after tax of Rs. 42 Lakh & Rs. 119 lakh and total comprehensive income of Rs. 36 Lakh & Rs. 129 lakh for the quarter and half year ended 30th September, 2021 respectively in respect of an associate, whose financial results have not been reviewed by their auditor. Consequently, effects on the Group's share of net profit/ (loss) & total comprehensive income, if any, pursuant to the review of that associate, is not ascertainable at this stage.*

6. Based on our review conducted and procedures performed as stated in paragraph 3 above and based on the consideration of the review reports of the other auditors referred to in paragraph 7 below, except for the possible effects of the matter described in the paragraph 5 above "Basis for Qualified conclusion" nothing has come to our attention that causes us to believe that the accompanying statement of unaudited consolidated financial results, prepared in accordance with the recognition and measurement principles laid down in the applicable Indian Accounting Standard ("Ind AS") as specified under section 133 of the Companies Act, 2013, read with relevant rules issued thereunder and other accounting principles generally accepted in India, has not disclosed the information required to be disclosed in terms of Regulation 33 of the SEBI (Listing Obligations and Disclosure Requirements) Regulations, 2015, as



amended, including the manner in which it is to be disclosed, or that it contains any material misstatement.

7. We did not review the interim financial information/financial results of 5 subsidiaries included in the unaudited consolidated financial results, whose interim financial information/financial results reflect total assets of Rs. 29,473 Lakh as at 30th September, 2021, total revenue of Rs. 241 Lakh & Rs. 623 Lakh, total net (loss) after tax of Rs. (220) Lakh & Rs. (327) Lakh and total comprehensive income of Rs. 11 Lakh & Rs. 131 Lakh for the quarter and half year ended 30th September, 2021 respectively, and cash outflow (net) of Rs. (2) Lakh for the period from 1st April, 2021 to 30th September, 2021, as considered in the unaudited consolidated financial results. The unaudited consolidated financial results also includes the Group's share of net (loss) after tax of Rs. (2) Lakh & Rs. (3) Lakh and total comprehensive income of Rs. (2) Lakh & Rs. (3) Lakh for the quarter and half year ended 30th September, 2021 respectively of an associate, as considered in the unaudited consolidated financial results, whose interim financial information/financial results have not been reviewed by us. These interim financial information/financial results have been reviewed by other auditors, whose reports have been furnished to us by the Management and our conclusion on the statement, in so far as it relates to the amount and disclosures included in respect of these subsidiaries and associate is based solely on the reports of the other auditors and procedures performed by us as stated in paragraph 3 above.

Our conclusion on the statement is not modified in respect of the above matters with respect to our reliance on the work done and the report of other auditors.

For D T S & Associates LLP
Chartered Accountants
Registration No. 142412W/W100595

Parimal Kumar Jha

Parimal Kumar Jha
Partner
Membership No. 124262
UDIN: 21124262AAAAAM5206



Place: Mumbai

Date: 2nd November, 2021

JAI CORP LIMITED

Regd. Office: A-3, MIDC Industrial Area, Nanded - 431603, Maharashtra

CIN: L17120MH1985PLC036500 . Phone : (022) 6115 5300

Website: www.jaicorpindia.com . e-mail for investors: cs2@jaicorpindia.com


EXTRACT OF STATEMENT OF UNAUDITED STANDALONE AND CONSOLIDATED FINANCIAL RESULTS FOR THE QUARTER AND HALF YEAR ENDED 30TH SEPTEMBER 2021

		Standalone			Consolidated		
		(Rs. In Lakh except as stated)					
S. No.	Particulars	Quarter Ended 30.09.2021	Half Year Ended 30.09.2021	Quarter Ended 30.09.2020	Quarter Ended 30.09.2021	Half Year Ended 30.09.2021	Quarter Ended 30.09.2020
1	Total Income from Operations from Continuing Operations	18,716	37,399	12,017	19,048	38,141	12,527
2	Net Profit/(Loss) for the period/year (before Tax, Exceptional and/or Extraordinary items) from Continuing and Discontinuing Operations	1,940	3,516	1,478	1,739	3,307	1,395
3	Net Profit/(Loss) for the period/year before tax (after Exceptional and/or Extraordinary items/Associates) from Continuing and Discontinuing Operations	1,940	3,516	1,478	1,739	3,307	1,395
4	Net Profit/(Loss) for the period/year after tax (after Exceptional and/or Extraordinary items/Associates) from Continuing and Discontinuing Operations	1,432	2,627	1,055	1,268	2,426	1,002
5	Total Comprehensive Income for the period/year [Comprising Profit/(Loss) for the period/year (after tax) and Other Comprehensive Income (after tax)]	1,458	2,650	1,070	1,491	2,957	880
6	Equity Share Capital	1,785	1,785	1,785	1,785	1,785	1,785
7	Earnings Per Share (of Re. 1/- each) (for continuing and discontinued operations)- Basic & Diluted	0.80	1.47	0.60	0.71	1.36	0.57
8	Other Equity excluding Revaluation Reserve	-	-	-	-	-	-

Note:

- a) The above is an extract of the detailed format of Quarterly and Yearly Financial Results filed with the Stock Exchanges under Regulation of the SEBI(Listing and Other Disclosure Requirements) Regulations, 2015 read with SEBI circular 5th July,2016 .The full format of the Quarterly and Yearly Financial Results are available on the websites of the Stock Exchange(s) BSE Limited (www.bseindia.com)and National Stock Exchange of India Limited (www.nseindia.com) and the Company (www.jaicorpindia.com)
- b) Qualified Opinion expressed by Independent Auditors on Consolidated Financial Results:
- i) The consolidated financial results also include the Group's share of net profit/(Loss) after tax of Rs. 42 Lakh & Rs. 119 Lakh and total comprehensive income of Rs. 36 Lakh & Rs. 129 Lakh for the quarter and half year ended 30th September, 2021 respectively, as considered in the unaudited consolidated financial results in respect of an associate, whose financial statements have not been reviewed by their auditor. Auditors of the Company have drawn qualification in their report in respect of said matter during the quarter and in earlier periods.
- ii) Interest accrued and due of Rs. 2147 Lakh on Inter company deposits , given by one of the subsidiaries of the Company in earlier years, which are overdue for substantial period of time and in respect of which the subsidiary has initiated legal proceedings. Management of the subsidiary company is of the view that the above receivables are good for recovery in view of value of the assets of the parties and commitment from the promoter of those parties and hence no provision for impairment is required against the above receivables. The subsidiary company continues its efforts to recover these receivables. The same has been qualified by the Auditors in their report on the consolidated results and was also qualified by the auditors in their reports on the consolidated financial statements and results for the earlier year/quarters.
- iii) Inter company deposits of Rs. 1106 Lakh , given by one of the subsidiaries of the Company , which is overdue for substantial period of time and the subsidiary company has initiated legal proceedings against the party. In view of value of the assets of the party, the subsidiary company is of the view that the entire outstanding amount is recoverable and no provision for doubtful advances is necessary. The same has been qualified by the Auditors in their report on the consolidated results and was also qualified by the auditors in their reports on the consolidated financial statements for the year ended 31st March, 2021 and results for the quarter ended 30th June, 2021 .
- d) The above results have been reviewed by the Audit Committee and approved by the Board of Directors at their meeting held on 2nd November, 2021. The Statutory Auditors of the Company have carried out a limited review of the above results.

For and on Behalf of the Board


Gaurav Jain
 Managing Director
 (DIN 00077770)

Date :- 2nd November, 2021
 Place:- Mumbai