

# NAVA BHARAT VENTURES LIMITED

NAVA BHARAT CHAMBERS, RAJ BHAVAN ROAD, HYDERABAD-500082, TELANGANA, INDIA

NAVA BHARAT

NBV/SECTL/ 752/2019-20

February 3, 2020

Listing Department  
National Stock Exchange of India Limited  
Exchange Plaza, 5<sup>th</sup> Floor,  
Plot No.C/1, G Block  
Bandra Kurla Complex, Bandra (E)  
MUMBAI – 400 051  
**NSE Symbol : 'NBVENTURES'**

Dept. of Corporate Services  
BSE Limited  
Phiroze Jeejeebhoy Towers,  
Dalal Street  
MUMBAI – 400 001  
**Scrip Code : '513023'/'NBVENTURE'**

Dear Sirs,

Sub : Operational data of Sugar Division for the month of January, 2020.

Ref : Regulation 30 of SEBI (LODR) Regulations, 2015.

--o0o--

Please find enclosed the operational data of the Company's Sugar Division for the month of January, 2020 which is being submitted to South Indian Sugar Mills Association (SISMA).


The above figures have not been independently verified or audited. As such, the final figures after audit may vary.

Kindly take the same on record and acknowledge the receipt.


Thanking you,

Yours faithfully,  
for Nava Bharat Ventures Limited

VSN Raju  
Company Secretary  
& Vice President



Encl : as above.



# NAVA BHARAT VENTURES LIMITED

SUGAR DIVISION, SAMALKOT - 533 440, EAST GODAVARI DIST., A.P.

OPERATIONAL DATA OF THE COMPANY'S SUGAR DIVISION FOR THE MONTH OF Jan. 2020 (RT 7C)  
Monthly Manufacturing Report No - 2

Season: 2019-2020

Name & Address of Factory :

NAVA BHARAT VENTURES LTD,  
SUGAR DIVISION, Samalkot - 533 440.  
East Godavari District.  
3013

Regd.No. of Factory

Clarification Process Used:

Double Sulphitation

SL.No	PARTICULARS	For the month	Since Beginning of Season
<b>1</b>	<b>CANE CRUSHING:</b>		
	Date & Time of Commencement of Season	06.12.2019 at 9:30am	
	Date & Time of Closing of Season		
	Duration of Run Days	31	57
	Total No.of hours in duration of run	744.00	1362.30
	No.of hours actual crushing	562.15	1174.40
	Total Cane Milled (Qtls)	685900	1454200
<b>2</b>	<b>Juice &amp; Added Water:</b>		
	Average gross mixed juice % Cane	102.47	101.95
	Correction % mixed juice	0.25	0.25
	Average net mixed juice % Cane	102.21	101.69
	Total net mixed juice obtained (Qtls)	701082.90	1478803.69
	Average added water % Cane	30.81	29.70
<b>3</b>	<b>SUGARS:</b>		
	Total Sugar bagged (no.of 100kg bags)	0.00	0.00
	Total Sugar bagged (no.of 50kg bags)	126700.00	255100.00
	* BISS Sugar Qtls (Available sugars)	0.00	0.00
	Qty of White sugar bagged (qtls)	63350.00	127550.00
	Qty of sugar in process (a) (qtls) (+)	2210.84	2210.84
	Total Sugar made (qtls)	65560.84	129760.84
	Sugar recovered from previous month process	1182.77	0.00
	Sugar recovered from previous seasons process	0.00	46.46
	sugar recovered from previous season's - C-SUGAR	0.00	292.17
	sugar recovered from previous season's -Wet &damaged sugar	679.66	1138.96
	Total net Sugar made (qtls)	63698.41	128283.25
<b>4</b>	<b>B-Heavy MOLASSES:</b>		
	Total B-Heavy molasses sent out to Dist.(qtls)	34150.70	70333.30
	Total Final molasses sent out (qtls)	0	0
	Qty of molasses in process (A) (qtls) (+)	4047.29	4047.29
	Total molasses produced (qtls)	38197.99	74380.59
	Molasses recovered from previous month process	3021.426	0.000
	Molasses recovered from previous season's process	0.000	74.529
	Molasses recovered from previous season's C-SUGAR (qtls)	0.000	7.421
	Molasses recovered from Wet & Damaged sugar (qtls)	18.759	31.528
	Total net molasses produced (qtls)	35157.81	74267.11
<b>5</b>	<b>RECOVERY:</b>		
	Average recovery of sugar % cane with B-heavy diverted	9.29	8.82
	Average recovery of sugar % cane (FRP) as per revised Guidelines	10.02	9.57
	Average production of B-HEAVY molasses % cane	5.13	5.11
<b>6</b>	<b>Bagasse percent cane</b>	28.34	27.75
	Filter cake percent cane	4.53	4.55
	Gross weight of mixed juice (qtls)	702840.00	1482510.00
	Weight of Dirt mixed juice (qtls)	1757.10	3706.31

\* BISS sugar contains more than 90% sucrose.

Telephone : (0884) 2327384, 2327584, Fax : (0884) 2327587  
E-mail : nbvlsd@nbv.in Website : www.nbventures.com  
Corporate Identity No. : L27101AP1972PLC001549



S.No.	PARTICULARS	For the	Since Beginning
		month	of Season
<b>7</b>	<b>ANALYSIS</b>		
	CANE		
	Sugar percent	11.87	11.50
	Fibre percent	14.23	14.06
	Primary Juice		
	Sugar percent	14.15	13.88
	Brix percent	17.07	16.72
	Purity	82.90	82.80
	Mixed Juice		
	Sugar percent	11.24	10.83
	Brix percent	13.72	13.24
	Purity	81.90	81.80
	Last Juice		
	Sugar percent	1.31	1.35
	Brix percent	1.74	1.77
	Purity	75.29	76.27
	Clarified Juice		
	Sugar percent	11.49	11.20
	Brix percent	13.93	13.62
	Purity	82.48	82.23
	UnSulphered Syrup		
	Sugar percent	50.33	50.56
	Brix percent	60.57	60.73
	Purity	83.09	83.25
	Sulphered Syrup +A2 Heavy		
	Sugar percent	53.37	53.47
	Brix percent	63.79	63.94
	Purity	83.67	83.63
	Masseccuite		
	A1 Brix percent	92.38	91.81
	Purity	84.99	85.17
	A2 Brix percent	91.49	90.90
	Purity	92.86	92.68
	B Brix percent	94.53	94.39
	Purity	70.62	71.68
	C Brix percent	-	-
	Purity	-	-
	<b>Molasses (B)</b>		
	A1 Heavy		
	Brix percent	78.23	79.14
	Purity	81.12	71.14
	A2 Heavy		
	Brix percent	74.50	74.39
	Purity	90.94	89.62
	A Light		
	Brix percent	69.33	69.67
	Purity	92.57	92.71
	B Heavy		
	Brix percent	85.59	86.08
	Purity	48.40	48.13
	C Light		
	Brix percent	-	-
	Purity	-	-
	Sugars (Average)		
	Sugar Percent (c)	99.80	99.80
	Moisture percent( by Moisture analyzer)	0.09	0.09
	Final Molasses (B-Heavy)		
	Sugar Percent	41.42	41.43
	Brix percent	85.59	86.08
	Purity	48.40	48.13
	Bagasse		
	Sugar Percent	1.36	1.37
	Water Percent	47.99	47.54
	Fibre Percent	50.22	50.66
	Sugar Percent	1.83	1.72
	Filter Cake		
	Boiled Feed Water		
	pH	9.00	9.00
	Boiled Feed Water		
	Temperature Deg C	105.00	105.00
	Clear Juice		
	Temperature Deg C	96.00	96.00

The image shows a handwritten signature in blue ink over a circular official stamp. The stamp contains the text 'SUGAR CANE GROWERS' ASSOCIATION OF INDIA' around the perimeter and 'BANGALORE' at the bottom. The center of the stamp features a logo with a sugar cane stalk and a gear.

8	Qty. of other materials Used 18-19 Season.		
	Scrapings	HL	90.00
	Wet & Damaged sugar	Qtls	1173.00
	C-Sugar	Qtls	300.00

**9 ANALYSIS OF OTHER MATERIALS USED SINCE BEGINING OF THE SEASON**

	Wet & Damaged Sugar	C-Sugar	Scrapings
Sugar percent:	98.21	98.41	52.5
Brix percent:	99.40	99.50	75.00
Purity S.G. :	98.80	98.90	70.00
Available Sugar - Qtls	1138.958	292.172	46.456
Available Molasses - Qtls	31.528	7.421	74.456

**10 STOCK IN PROCESS AS ON: 01-02-2020 @4.00AM**

Basis: Bh.M Brix 85.85 Pty 48.20

SL. N	PARTICULARS	HL	BRIX	PURITY	AVAILABLE Sugar - QTLS	MOLASSES OTLS
a)	Juice(clear)	1100	13	80	92.38	68.35
b)	Syrup	40	50	80	9.95	7.36
c)	Remelt	0	0	0	0	0
d)	Masseccuite					
	A	350	92	87	360.67	142.17
	B	3500	93	66	1706.535	3794.35
	C	0	0	0	0	0
e)	Light Molasses	0	0	0	0	0
	A	30	67	92	22.6	4.86
	C	0	0	0	0	0
f)	Heavy Molasses					
	A	40	79	70	18.7	30.2
	B	0	0	0	0	0
g)	Seed & footings					
h)	C-Bollings	0	0.00	0.00	0.000	0.000
i)	Sugar - unbagged				0.000	0.000
	<b>TOTAL</b>				2210.835	4047.290


The image shows a handwritten signature in blue ink over a circular official stamp. The stamp contains the text 'SUGAR CORPORATION OF INDIA' and 'MUMBAI' around the perimeter, with some illegible text in the center.


**11 SUGAR BALANCE**

S.No	PARTICULARS		For the month	Since Beginning of the season
1	Suagar in Cane		11.872	11.392
2	Sugar in mixed Juice		11.488	11.013
3	Sugar in Baggase		0.384	0.379
4	Sugar in Filtercake		0.083	0.078
5	Sugar in B-Heavy Molasses		2.125	2.117
6	Sugar in Sugars		9.268	8.802
7	Sugar Undetermined		0.012	0.016
8	Total losses (in bagasse, filter cake molasses & undetermined)		2.604	2.590

We hereby declare that the figures given in this return are complete and true to the best of our knowledge and belief.

Date: 03/02/2020

  
N. Prabhakar  
VICE PRESIDENT



**NAVA BHARAT VENTURES LIMITED, SAMALKOT.**  
Additional information to be appended to R.T. 7(c) for the month of January-2020

\* \* \* \* \*

		Hrs.Mts.
<b>1</b>	<b>Time Loss Account:</b>	
	1) Miscellaneous	3:30:00
	2) Cane shortage	12:00:00
	3) Mechanical troubles	0:20:00
	4) Electrical troubles/ins	0:40
	5) Holidays	48:00:00
	6) Cleaning	117:15:00
	7) Process	0:00:00
	Total	181:45:00
	Percent of hours lost to the available	24.43
<b>2</b>	<b>Rate of Crushing for 24 Hrs.:</b>	
	1) Including stoppages                      Tons	2212.58
	2) Excluding stoppages                      "	2927.81
	3) Installed/Licensed capacity	4000.00
<b>3</b>	<b>Efficiency figures:</b>	
	1) Mill extraction	96.82
	2) Reduced Mill extraction	97.27
	3) Added water % fibre	216.50
	4) Added water extracted into mixed juice % added water	56.35
	5) Undiluted juice lost in bagasse % fibre	20.92
	6) Boiling house extraction	79.30
	7) Virtual purity of molasses	46.79
	8) Reduced Boiling House extraction	
	as per Noel Deerr:	84.48
	as per Gundurao	84.32
	9) Overall recovery	76.79
	10) Reduced Overall recovery	
	as per Noel Deerr	82.17
	as per Gundurao	82.01
	11) ERQV - MJ/PJ	98.00
	LMJ/PJ	87.41
<b>4</b>	<b>Masseccutes boiled:</b>	
	A1' Masseccuite % cane	22.22
	A2' Masseccuite % cane	14.00
	'B' Masseccuite % cane	10.95
	'C' Masseccuite % cane	0.00
	Total	47.17
<b>5</b>	<b>Grades of Sugar bagged:</b>	
	I.S.S (Percentage of production)	
	S-30	0.00
	S-31	42.31
	M-31	57.70
	L-30	0.00
	L-31	0.00
	<b>Total</b>	<b>100.00</b>

Date: 03/02/2020

**N.Prabhakar**  
**VICE PRESIDENT**

