



SMS Lifesciences India Limited

Registered & Corporate Office :

Plot No. 19-III, Road No. 71,
Opp. Bharatiya Vidya Bhavan Public School,
Jubilee Hills, Hyderabad - 500 096. Telanagna, INDIA.
Tel : +91-040-6628 8888. Fax : +91-40-2355 1401
CIN : U74930TG2006PLC050223
Email : info@smslife.in, www.smslife.in

Date: 29th May, 2019

To,
The Manager,
Corporate Filings Department,
BSE Limited,
Phiroze Jeejeebhoy Towers,
Dalal Street,
Mumbai- 400 001

The Manager,
Listing Compliance Department,
National Stock Exchange of India Ltd.
Exchange Plaza, Plot no. C/ 1, G Block,
Bandra-Kurla Complex, Bandra (E),
Mumbai - 400 051.

Security Code: 540679

Symbol: SMSLIFE

Dear Sir/Madam,

Subject: Financial Results for the Quarter & Year ended on 31st March, 2019.

With reference to the above cited subject, we would like to inform you that the Board of Directors of the Company at their meeting held on today, inter-alia considered and approved the financial results for the Quarter & year ended on 31st March, 2019 which is enclosed herewith.


Please take the above information on your records.

Thanking You,

Yours Faithfully,

For SMS Lifesciences India Limited


Pavan Pise
Company Secretary




SMS LIFESCIENCES INDIA LIMITED

Regd. Office: Plot No.19-III, Opp. BVBP School, Road No.71, Jubilee Hills, Hyderabad - 500 096

Statement of Standalone Audited Financial Results for the Quarter and Year Ended 31st March, 2019

(Rs. In Lakhs)


S.No	Particulars	Quarter Ended			Year ended	
		31.03.2019	31.12.2018	31.03.2018	31.03.2019	31.03.2018
		(Audited)	(Unaudited)	(Audited)	(Audited)	(Audited)
1	Revenue From Operations	9,856.96	9,650.09	5,412.87	34,415.16	21,748.17
2	Other Income	164.37	12.94	95.71	252.87	307.72
3	Total Revenue	10,021.33	9,663.03	5,508.57	34,668.03	22,055.89
4	Expenses					
	(a) Cost of materials consumed	6,269.03	6,186.24	2,437.32	23,847.16	13,501.25
	(b) Changes in inventories	847.35	243.47	1,139.68	(818.57)	(206.21)
	(c) Central Excise Duty	-	-	-	-	449.39
	(d) Manufacturing Expenses	1,167.68	1,226.68	863.09	4,777.39	3,950.60
	(e) Employee Benefits Expense	523.53	524.04	480.13	2,063.14	1,764.61
	(f) Finance costs	135.81	159.71	85.21	546.22	417.92
	(g) Depreciation and amortisation expense	148.18	151.00	141.08	576.98	570.36
	(h) Other expenses	396.34	379.40	296.75	1,299.88	968.31
	Total Expenses - (a to h)	9,487.92	8,870.54	5,443.26	32,292.20	21,416.22
5	Profit before Exceptional and Extraordinary Items and Tax (3-4)	533.40	792.50	65.31	2,375.83	639.67
6	Exceptional items	-	-	-	-	-
7	Profit before Extraordinary Items and Tax (5-6)	533.41	792.50	65.31	2,375.83	639.67
8	Extraordinary Items	-	-	-	-	-
9	Profit before Tax (7-8)	533.41	792.50	65.31	2,375.83	639.67
10	Tax Expenses					
	(1) Current Tax	80.00	240.00	(128.72)	629.43	36.28
	(2) Deferred Tax	46.61	42.17	(3.11)	83.07	(46.74)
		126.61	282.17	(131.83)	712.50	(10.47)
11	Net Profit / (Loss) for the Period (9-10)	406.80	510.33	197.14	1,663.34	650.14
12	Other Comprehensive Income/(Loss) (OCI):					
	(A) Items that will not be reclassified to statement of Profit & Loss					
	Remeasurements of post-employment benefit obligations	(0.60)	(3.07)	37.21	(8.86)	9.44
13	Total Other Comprehensive Income/(Loss) before related Tax	(0.60)	(3.07)	37.21	(8.86)	9.44
14	Deferred Tax on OCI	(0.08)	(0.89)	10.38	(2.58)	2.63
15	Other Comprehensive Income/(Loss) after tax for the Year (13-14)	(0.52)	(2.18)	26.83	(6.28)	6.82
16	Total comprehensive Income for the period/year (11+15)	406.28	508.15	223.97	1,657.06	656.95
17	Earning Per Equity Share (of Rs.10/ each) (not annualised)					
	(a) Basic / Diluted	13.46	16.88	6.52	55.02	21.50
18	Paid-up equity share capital (Face Value of Rs.10/- each)	302.33	302.33	302.33	302.33	302.33
19	Reserves excluding Revaluation Reserves as per balance sheet of previous accounting year				10,195.53	8,538.48



Statement of Assets & Liabilities

(Rs.in Lakhs)

Sr.No.	Particulars	STANDALONE	
		As at	
		31.03.2019 Audited	31.03.2018 Audited
A	ASSETS		
1	Non-Current Assets		
	Property, plant and equipment,	8,708.50	6,835.84
	Capital work-in-progress	131.46	708.80
	Intangible Assets	4.47	2.38
	Investment Property	91.31	80.20
	Financial Assets		
	a) Investments	2,597.60	500.35
	b) Bank Balances	104.89	107.88
	c) Other Financial Assets	216.46	196.69
	d) Other Non-Current Assets	261.88	361.56
	Sub Total :Non-Current Assets	12,116.57	8,793.70
2	Current Assets		
	Inventories	7,387.04	4,931.61
	Financial Assets		
	a) Trade Receivables	3,657.65	2,707.56
	b) Cash and Cash Equivalents	203.07	43.58
	c) Bank Balances other than b) above	43.64	32.52
	d) Other Financial Assets	10.28	14.25
	e) Other Current Assets	1,642.33	1,142.26
	f) Current Tax Asset (Net)	9.52	-
	Sub Total : Current Assets	12,953.53	8,871.78
	TOTAL ASSETS	25,070.09	17,665.48
B	EQUITY AND LIABILITIES		
1	Equity:		
	Share Capital	302.33	302.33
	Other Equity	10,195.53	8,538.48
	Sub-Total -Shareholders' funds	10,497.86	8,840.81
	Liabilities:		
2	Non-Current Liabilities		
	a) Financial Liabilities		
	(i) Borrowings	2,720.46	1,519.07
	b) Provision for Employee Benefit Obligations	224.18	199.75
	c) Deferred Tax Liabilities (net)	797.23	716.74
	Sub-Total -Non-Current Liabilities	3,741.87	2,435.56
3	Current Liabilities		
	a) Financial Liabilities		
	(i) Borrowings	1,276.62	599.31
	(ii) Trade Payables - MSME	15.00	398.06
	(iii) Trade Payables Otherthan MSME	8,331.46	4,041.19
	(iv) Other Financial Liabilities	878.78	1,117.99
	b) Provision for Employee Benefit Obligations	59.80	59.81
	c) Other Current Liabilities	268.71	138.23
	d) Current Tax Liabilities (Net)	-	34.52
	Sub-Total - Current Liabilities	10,830.37	6,389.11
	TOTAL - EQUITY AND LIABILITIES	25,070.09	17,665.48



Notes:

- 1 The audited results have been reviewed by the Audit Committee of the board on 29th May, 2019 and approved by the Board of Directors of the Company at their meeting held on 29th May, 2019.
- 2 The standalone audited financial results of the Company have been prepared in accordance with the Indian Accounting Standards prescribed under section 133 of the Companies Act,2013 ("the Act") read with relevant rules issued thereunder ("Ind AS") and other accounting principles generally accepted in India and in terms of Regulation 33 of the SEBI (Listing Obligations and Disclosure Requirements) Regulations,2015
- 3 The figures for the quarter ended 31st March, 2019 are the balancing figures between audited figures in respect of full financial year upto 31st March, 2019 and the unaudited published year to date figures upto 31st December, 2018, being the date of the end of the third quarter of the financial year which were subjected to limited review.
- 4 Post implementation of Goods and Service Tax with effect from 01st July,2017, revenue from operations is disclosed net of GST.For the periods prior to 01st July,2017, the excise duty amount was recorded as part of revenue with a corresponding amount recorded as expense. Accordingly, revenue from operations for the year ended 31st March,2019 are not comparable with those of the previous period. Following additional information is being provided to facilitate such comparison:

(Rs.in Lakhs)

Particulars	Year ended	
	31.03.2019	31.03.2018
Gross Revenue from Operations	37,568.55	23,546.62
GST Recovered	3,153.39	1,752.46
Excise Duty on Sales	-	444.97
Less: Sales Tax	-	45.99
Revenue from Operations excluding GST/Excise Duty	34,415.16	21,303.20

- 5 The company has adopted Ind AS 115 " Revenue from contracts with customers " with effect from 01st April, 2018 and the adoption did not have any significant impact on overall results of the company.
- 6 The Company is engaged in the manufacturing of Active Pharmaceutical Ingredients and intermediates and the same constitutes a single reportable business segment as per Ind AS108.
- 7 Figures of previous period have been regrouped / rearranged wherever necessary.

Place: Hyderabad
Date : 29-05-2019



For SMS Lifesciences India Limited


TVVSN Murthy
Managing Director


SMS LIFESCIENCES INDIA LIMITED

Regd. Office: Plot No.19-III, Opp. BVBP School, Road No.71, Jubilee Hills, Hyderabad - 500 096

Statement of Consolidated Audited Financial Results for the Year Ended 31st March, 2019

(Rs. In Lakhs)

S.No	Particulars	Year ended
		31.03.2019 (Audited)
1	Revenue From Operations	37,785.22
2	Other Income	254.64
3	Total Revenue	38,039.86
4	Expenses	
	(a) Cost of Materials Consumed	26,879.44
	(b) Changes in Inventories	(1,291.80)
	(c) Central Excise Duty	-
	(d) Manufacturing Expenses	5,054.41
	(e) Employee Benefit Expense	2,311.08
	(f) Finance Costs	550.68
	(g) Depreciation and Amortisation Expense	638.04
	(h) Other Expenses	1,359.52
	Total Expenses - (a to h)	35,501.37
5	Profit before Exceptional and Extraordinary Items and	2,538.49
6	Exceptional items	-
7	Profit before Extraordinary Items and Tax (5-6)	2,538.49
8	Extraordinary Items	-
9	Profit before Tax (7-8)	2,538.49
10	Tax Expenses	
	(1) Current Tax	661.62
	(2) Deferred Tax	92.15
		753.77
11	Net Profit / (Loss) for the Year (9-10)	1,784.72
12	Share of profit / (loss) of associates	
13	Minority Interest	-
14	Net Profit / (Loss) after taxes, minority interest and share of profit / (loss) of associates (11+12-13)	1,784.72
15	Other Comprehensive Income/(Loss) (OCI):	
	Items that will not be reclassified to Statement of Profit & Loss:	(3.69)
16	Tax on Items that will not be reclassified to statement of Profit & Loss:	(1.14)
		(2.55)
17	Total Comprehensive Income/(Loss) for the Year (14+16)	1,782.17
18	Earning Per Equity Share (of Rs.10/ each) (not annualised) Basic / Diluted	59.03
19	Paid-up equity share capital (Face Value of Rs.10/- each)	302.33
20	Reserves excluding Revaluation Reserves as per balance sheet of previous accounting year	10,330.57



Consolidated Statement of Assets & Liabilities

(Rs.in Lakhs)

Sr.No.	Particulars	Consolidated
		As at
		31.03.2019 Audited
I	ASSETS	
1	Non-Current Assets	
	(a) Property, Plant and Equipment	10,043.90
	(b) Capital Work-in-Progress	329.34
	(c) Intangible Assets	4.47
	(d) Goodwill	1,710.99
	(e) Investment Property	91.31
	(f) Financial Assets	
	(i) Investments	4.11
	(ii) Bank Balances	104.88
	(iii) Other Financial Assets	228.11
	(e) Other Non-Current Assets	261.88
	Sub Total :Non-Current Assets	12,778.99
2	Current Assets	
	(a) Inventories	8,116.78
	(b) Financial Assets	
	(i) Trade Receivables	4,132.06
	(ii) Cash and Cash Equivalent	217.48
	(iii) Bank Balances other than (ii) above	43.63
	(iv) Other Financial Assets	10.28
	(c) Other Current Assets	1,694.38
	(d) Current Tax Asset (Net)	1.51
	Sub Total : Current Assets	14,216.12
	TOTAL ASSETS	26,995.11
II	EQUITY AND LIABILITIES	
1	Equity:	
	(a) Equity Share Capital	302.33
	(b) Other Equity	10,330.57
	Sub-Total -Shareholders' funds	10,632.90
2	Liabilities:	
A	Non-Current Liabilities	
	(a) Financial Liabilities	
	(i) Borrowings	2,720.46
	(b) Provision for Employee Benefit Obligations	233.01
	(c) Deferred Tax Liabilities (Net)	906.21
	Sub-Total -Non-Current Liabilities	3,859.68
B	Current Liabilities	
	(a) Financial Liabilities	
	(i) Borrowings	1,276.62
	(ii) Trade Payables - MSME	36.40
	(iii) Trade Payables Otherthan MSME	9,770.88
	(iv) Other Financial Liabilities	878.78
	(b) Provision for Employee Benefit Obligations	59.80
	(c) Other Current Liabilities	480.04
	(d) Current Tax Liabilities (Net)	-
	Sub-Total - Current Liabilities	12,502.53
	TOTAL - EQUITY AND LIABILITIES	26,995.11



Notes:

- 1 The above Audited Consolidated Financial Results have been reviewed and recommended by the Audit Committee on 29th May, 2019 and have been approved by the Board of Directors at its meeting held on 29th May, 2019 and have been audited by the Statutory Auditors of the Company, who have issued an un-qualified report thereon.
- 2 The consolidated financial results have been prepared in accordance with the Indian Accounting Standards (Ind AS) prescribed under section 133 of the Companies Act, 2013 read with the relevant rules issued thereunder and other accounting principles generally accepted in India and guidelines issued by the Securities and Exchange Board of India.
- 3 The consolidated financial results includes the financial results of Mahi Drugs Pvt Ltd which has become a Wholly Owned Subsidiary during the financial year 2018-19. Hence, financials of Mahi Drugs Pvt Ltd have been considered for consolidation for the period from 02.08.2018 to 31.03.2019 .
- 4 As this is the first year for consolidation, previous year figures are not available for comparison..
- 5 The company has adopted Ind AS 115 " Revenue from contracts with customers " with effect from 01.04.2018 and the adoption did not have any significant impact on overall results of the company.
- 6 The Company's business activity falls within a single primary business segment during the Financial Year 2018-19. Hence, segment reporting is not applicable.
- 7 Figures of previous period have been regrouped / rearranged wherever necessary.

For SMS Lifesciences India Limited

Place: Hyderabad

Date : 29-05-2019



TVVSN Murthy
Managing Director

Independent Auditor's Report
To The Board of Directors of
SMS LIFESCIENCES INDIA LIMITED

1. We have audited accompanying statement of audited consolidated financial results of M/s. SMS LIFESCIENCES INDIA LIMITED and its wholly owned subsidiary M/s. MAHI DRUGS PRAIVTE LIMITED audited by us for the year ended 31st March, 2019 attached herewith, being submitted by the company pursuant to the requirement of Regulation 33 of Securities and Exchange Board of India (LODR) Regulations, 2015 as modified by circular no.CIR/CFD/FAC/62/2016 date July 5, 2016.
2. This consolidated statement, which is the responsibility of the company's management and approved by the Board of Directors has been compiled from the related financial statements which has been prepared in accordance with Accounting Standards prescribed under section 133 of the Companies Act, 2013 read with relevant rules issued there under and other accounting principles generally accepted in India. Our responsibility is to express an opinion on the statement based on our audit of such financial statements.
3. We conducted our audit in accordance with the auditing standards generally accepted in India. Those standards require that we plan and perform the audit to obtain reasonable assurance about whether the financial results are free of material misstatement(s).

An audit includes performing procedures to obtain audit evidence about the amounts and disclosures in the statement. The procedures selected depend upon the auditor's judgement, including the assessment of the risk of material misstatement of the statement, whether due to fraud or error. In making those risk assessments, the auditor consider internal control relevant to the Company's preparation and fair presentation of the statement in order to design audit procedures that are appropriate in the circumstances, but are not for the purpose of expressing an opinion on the effectiveness of the Company's internal control. An audit also includes the evaluating the appropriateness of the accounting policies used and the reasonableness of the accounting estimates made by the management, as well as evaluating the overall presentation of the statement. We believe that audit evidence obtained by us is sufficient and appropriate to provide a basis for our audit opinion.

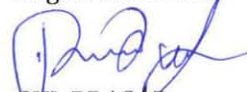


4. In our opinion and to the best of our information and according to the explanations given to us and other financial information of subsidiary referred to in paragraph 5 below, the statement
- a) Includes the result of the following entities
SMS LIFSCIENCES INDIA LIMITED
- Subsidiary Companies
M/s. MAHI DRUGS PRIVATE LIMITED
- b) Is presented in accordance with the requirement of Regulation 33 of the SEBI (LODR) Regulations, 2015 as modified by circular no.CIR/CFD/FAC/62/2016 date July 5, 2016 and
- (i) Gives a true and fair view in conformity with the aforesaid Indian Accounting standards and other accounting principles generally accepted in India of the net profit and total comprehensive income and other financial information of the Company for the year ended March 31, 2019.
5. We have audited the financial statements of wholly owned subsidiary company included in the consolidated financial results, whose financial statements reflect total assets Rs. 2983.56 lacs total revenues Rs. 3909.36 lacs total net profit after tax Rs.121.39 lacs and total comprehensive income Rs.125.12 lacs for the year ended March 31st 2019 as considered in the consolidated financial results. These financial statements have been audited by us.
6. The statement includes the results for the quarter ended March 31, 2019 being the balancing figure between audited figures in respect of the full financial year and the published year to date figures up to the third quarter of the current financial year which was subject to limited review by us.

Place: Hyderabad
Date: 29-05-2019

For RAMBABU & CO.,
Chartered Accountants
Reg. No.002976S




GVL PRASAD
Partner
M. No. 026548

Independent Auditor's Report
To The Board of Directors of
SMS LIFESCIENCES INDIA LIMITED

1. We have audited the financial results of M/s. SMS LIFESCIENCES INDIA LIMITED for the year ended 31st March, 2019 attached herewith, being submitted by the company pursuant to the requirement of Regulation 33 of Securities and Exchange Board of India (LODR) Regulations, 2015, as modified by Circular No. CIR/CFD/FAC/62/2016 dated July 5, 2016.
2. This statement, which is the responsibility of the company's management and approved by the Board of Directors has been compiled from the related financial statements which has been prepared in accordance with Indian Accounting Standards prescribed under section 133 of the Companies Act, 2013 read with relevant rules issued there under ("Ind AS") and other accounting principles generally accepted in India. Our responsibility is to express an opinion on the statement based on our audit of such financial statements.
3. We conducted our audit in accordance with the auditing standards generally accepted in India. Those standards require that we plan and perform the audit to obtain reasonable assurance about whether the financial results are free of material misstatement(s).

An audit includes performing procedures to obtain audit evidence about the amounts and disclosures in the statement. The procedures selected depend upon the auditor's judgement, including the assessment of the risk of material misstatement of the statement, whether due to fraud or error. In making those risk assessments, the auditor consider internal control relevant to the Company's preparation and fair presentation of the statement in order to design audit procedures that are appropriate in the circumstances, but are not for the purpose of expressing an opinion on the effectiveness of the Company's internal control. An audit also includes the evaluating the appropriateness of the accounting policies used and the reasonableness of the accounting estimates made by the management, as well as evaluating the overall presentation of the statement.

We believe that audit evidence obtained by us is sufficient and appropriate to provide a basis for our audit opinion.



4. In our opinion and to the best of our information and according to the explanations given to us these financial results:
- (i) Are presented in accordance with the requirements of Regulation 33 of Securities and Exchange Board of India (LODR) Regulations, 2015 as modified by Circular No. CIR/CFD/FAC/62/2016 dated July 5, 2016 in this regard; and
 - (ii) gives a true and fair view in conformity with the aforesaid Indian Accounting Standards and other accounting principles generally accepted in India of the net profit and total comprehensive income and other financial information of the Company for the yearended March 31, 2019.
5. The Statement includes the results for Quarter ended March 31, 2019 being the balancing figure between audited figures in respect of the full financial year and the published year to date figures up to the third quarter of the current financial year which were subject to limited review by us.

Place: Hyderabad
Date: 29-05-2019



For RAMBABU & CO.,
Chartered Accountants
Reg. No.002976S

GVL PRASAD
Partner
M. No. 026548